



Since 1948 Exploring the Wonderful World of Beekeeping Together

The Bee Buzzer

Monthly Publication of the

Northeastern Kansas Beekeepers' Association

VOLUME 78, NUMBER 4

EDITOR: NICK BRETZ

APRIL 2026

General Meeting
Monday, April 20th (7:00 p.m.)
 Douglas County Fairgrounds
 2110 Harper St. Lawrence KS 66046

Main Program: "Spring Management for Honey Production"

Beelines

By President Jessica Popp



Hello Beekeepers,

As I sit down to write this, I have to admit, I'm already a little behind on my own bee work. That can only mean one thing: bee season has officially begun!

This time of year is always a mix of excitement and a bit of chaos. I've been spending most of my days helping get new bees into the hands of both new and experienced beekeepers, many of you included. It's incredibly rewarding to play a small part in starting (or continuing) your beekeeping journey, even if it does make for some long and busy days.

Spring truly is one of the most important and demanding times in the apiary. Colonies are building up quickly, queens are laying, and there's no shortage of work to be done. It's a good reminder to all of us to stay on top of inspections, watch food stores, and be ready to respond as our bees grow and change.

I always look forward to coming together as a group. Our meetings are a great chance to learn from one another, share experiences, and support each other through the ups and downs of the season.

I look forward to seeing you at the next bee meeting and continuing to learn together.

2026 Meeting Dates

- Apr 20th, Monthly Meeting
- May 18th, Monthly Meeting
- June 5th, Queen Rearing Day
- June 6th, FUNDAY!
- June 15th, Monthly Meeting





Ol' Bee Gal

Becky Tipton



If you have been keeping bees for a number of years, you can scroll on over my article this month. I want to touch base with our newest beekeepers. Did you take one of our beginning beekeeping classes this spring? I sure hope so. It's a great way to START your beekeeping adventure.

Visiting with our students one theme connects them all; they

want their bees to be healthy. Most don't even mention honey, beeswax, or pollination! They just want healthy bees. To loosely quote a rather famous author, "It is the best of times, it is the worst of times." Never have our bees faces so many challenges. Never has so much information been available to every beekeeper.

Our Facebook page is one convenient source of information. Questions are posed and opinions given. Our administrators try to keep a reign on the commentary. Practices without some basis in scientific beekeeping will be debunked. If ranking the value of beekeeping education, I'd give anything Facebook related a score of 1-2 on a 5-point scale. I was kicked off a site for a week for pointing out that the answers to a questions were evenly split between completely wrong and somewhat right. The poor questioner would have no idea which solution of follow!

NEKBA offers valuable monthly meetings. The topics try to hit that sweet spot between timely topics, cutting edge science, and value-added curriculum. Every monthly presentation will not contain an epiphany moment for every beekeeper, but it is the rare meeting that I didn't hear something that was food for thought or a different way of looking at an issue.

Our greatest new addition to the education curriculum is our teaching apiary. These sessions provide a link previously unavailable to beginning beeks. From lighting a smoker (start) to remembering to add a brick to the top (end), every step of a hive inspection is explained. There

are at least 3 open apiary locations available in our NE KS area.

Once upon a time I poo-pooed YouTube videos. The quality of the instruction is still all over the place but there are some genuinely very good instructional videos available. The challenge is sorting the best. The most informative videos are usually those that are affiliated with a university or Ag Extension services.

Several new beeks have asked about finding a mentor. The request usually goes something like this; I'm just starting in beekeeping, I don't have any idea what I'm doing, I don't want my bees to die, is there anyone in my Timbuktu area who would like to help me and be my mentor. I truly appreciate that the person recognizes that they have no knowledge (did you take a class?).

I don't think most people have any idea of the huge favor they are asking. A 'mentor' is someone who has successfully kept bees for about 5 years. They have read the journals and followed good beekeeping practices. For most of us, beekeeping is a hobby. We have a career doing something else. If we have made beekeeping our sideline business, we are probably selling at one or more markets and make a variety of value-added products with our beeswax and honey. We may rent our bees for pollination services. If we have been around as long as some of us, we are asked to volunteer our time giving talks to garden clubs, school kids, and other volunteer groups. In short, busy people.

I know one person who mentors as part of her business model. Think of this like private beekeeping lessons (that's really what a mentor is providing). They drive to your hive's location and do an inspection with you, step by step, explaining the why of what's happening. I'm not saying don't ask someone to be your mentor, I'm saying it is a huge ask if the person isn't being compensated (mileage, time, and talent).

I am currently mentoring a youth group for KHPA. They are so much fun, and I consider it a privilege to get to teach them about beekeeping. I also truly appreciate the

students who are coming to class and open teaching apiary and working to educate themselves about the art and science of apiculture. I am also very happy to answer texts and emails—I can do those at midnight or while I ‘watch’ TV. Improper beekeeping practices has been listed as a factor in declining bee health. We all must take responsibility for learning how to care for our bees.



Ask Quinby & Remi



I split my hive and made up a nuc. I added a new queen and left her in the cage for 3 days. When I released her the bees were biting

at her and kind of smothering her. I got her back in the queen cage but now I don't know what to do or what caused it. What do you think?

There are several answers to your questions. One is that our crazy weather has a big effect on queen acceptance. The ups and downs of our weather, with cloudy rainy days can affect the “ambiance” in the hive. If the bees aren't flying or are clustered one day and flying the next day it's confusing and affects the moral of the hive. We like to keep the queen caged for at least 5 days. This gives the bees time to get used to her pheromones and accept her better. The longer the better. Also, before releasing the queen, check for supersedure cells and tear out any that you see. If you miss one or two, that can affect your queen acceptance, they have literally accepted those queen cells as their new queen.

The other thing that can affect queen acceptance is – maybe you have the original queen in your nuc or that original hive had two queens- a mother and daughter- and you have one of the queens in your nuc! So, look closely and see if there is another one in there, if you see eggs, there's another queen in there. Check out all those things, leave the queen caged for a few more days and see what happens.

Dear Remi and Quinby: What advice do you have for beginners just starting out in beekeeping?

Start out making good habits. Don't be like those people who feed us! Get a bucket or a tote or a toolbox- but something where you can keep your bee tools- to include a hive tool or two, a hammer, a few nails, smoker fuel,

matches and lighters, a paint pen to mark your queen (this year it's white), duct tape. Whatever you can think of, you'll add to it over the years. But keep it all together, don't waste time looking for things repeatedly.

Get into the habit of taking stools to sit on with you. The old folks that feed us take two stools out with them. Get in the habit of pushing your frames together so that they are centered up, tightly. Make sure your boxes are lined up with no gaps. On your first deep dive, spring inspection get into the habit of cleaning off your bottom board. It's usually your only chance during the year. When you close your hive make sure your lid is down and your brick is on top. Do a quick walk about and make sure you don't leave your hive tool on a hive or on the ground. Your final glance back, as you leave the apiary, is to make sure your lids are down.

It's amazing how as you get away from the hives a bit, you'll notice a lid askew. Get into the habit of putting cork or stick in the end of your smoker so you don't start a fire. Lay your smoker on its side so it goes out and saves some of your smoker fuel. Keep an extra hive body or nuc in your car or truck is this time of year. Keep either some swarm commander or a bottle of lemongrass essential oil. You never know when you'll get a swarm call. Keep a jar of honey with you so you can give that to the family that calls you about the swarm. Finally, figure out a way to keep records- whether it's a notebook or a computer program, get in the habit of keeping notes.

Dear Remi and Quinby: I'm on a few swarm lists as I'm trying to increase my hives by catching swarms. Do you have any advice for me?

Have a list of questions ready-

How high are they?

Do I need a ladder?

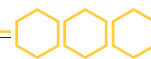
Are they hanging in a tree or are they inside your wall?

How big are they? Grapefruit-sized? Basketball sized? 5-gallon bucket sized?

Have you sprayed them with anything?

Are they on your property?

How many places have you posted this swarm? How many people have you told to come get them?



Tips for April



- Wear as much protective clothing as makes you comfortable when working your hives. Work hives with slow, smooth movements. Jerky movements agitate the bees.
- Check for ticks, they love beekeepers.
- Use your smoker each time you check your bees.
- The best time to work bees is during the middle of the day when the field bees are collecting nectar.
- Work each hive from the side or the back, out of the bee flight path.
- Equalize hives to minimize swarming; brood from healthy hives may be transferred to a weaker colony. Food frames could also be shared. Warning: never move frames from one hive to another unless you know where your queen is. Find the queen first.
- You should have no more than 4 or 5 frames of brood in your hives now. If you don't, then you have a problem. It may be your queen or there aren't enough nurse bees to take care of brood. The queen won't lay more eggs than the workers can care for. You may need to requeen or add brood from another hive to give them a boost.
- Check colonies for food-if they need food, feed. If they have food-don't feed unless you want to make some splits or increases-if you feed too much it encourages swarming.
- Watch for indications that your hive is getting ready to swarm and take action! Reduce the population drastically.

2026 Open Teaching Apiary Dates and Information



Register through our Sign-up Genius platform at www.nekba.org

Dates and times may change.

We appreciate it when you sign up online on our Sign-up Genius so we can notify you of any changes or cancellations

<https://www.signupgenius.com/go/10C054DA9A72CA2FAC70-62509815-open>

(please choose texting option).

Watch our Facebook page and the Buzzer for any “Pop-ups” to include releasing queens, feeding, treating for varroa, removing honey from the hives and extracting. We have extra beekeeper jackets and gloves but if you have beekeeping clothing, please bring it. We will be going through some hives and talking about what you should be doing now in your own colonies. We will also answer your questions about your hives.

Open Teaching Apiary - Pendleton's Country Market

1446 E 1850 Rd. Lawrence KS

Sunday, April 12th 2:00-4:00

Monday, April 20th 5:00-6:30 (Before general meeting)

Sunday, May 3rd 2:00-4:00

Saturday, May 9th - 10am-12pm

Sunday, May 17th 2:00-4:00 (Midwestern Beekeepers Event)

Monday, May 18th 6:00-8:30 (General Meeting at the hives!)

Time may change- watch the Buzzer and website

Monday, June 15 5:00-6:30 (Before general meeting)

Sunday, June 28th - 10am-12pm

Saturday, July 4th - 9am-11pm

Monday, July 20th - 5pm-6:30pm

Open Teaching Apiary- Spring Hill KS

19201 S Clare Rd., Spring Hill KS

Joli Winer and Cecil Sweeney will hold Open Teaching Apiaries at their home. To register call or text 913-593-3562.

2nd Tuesday of the month from 5pm-6:30pm.

April 14, May 12, June 9, July 14, August 11, September 8, October 13.

Please bring your beekeeping clothing- we do have some extra, if needed.

Honey Plants

Jo Patrick, Honey Plants Chairman

The extreme temperature fluctuations we experienced in March made for an interesting month. Historically, our last freeze date, for Northeast Kansas, can be between April 10th-April 20th. Looking back at my 2025 notes, I was reminded that my area experienced freezing temperatures April 6th and 7th. However, I have no recollection, ever, of experiencing March temperatures reaching into the 90's. In addition to temperature swings it seems that Mother Nature hit the accelerator and so many things are blooming ahead of past years.

Pussy Willows, Dandelions, and Henbit began blooming in late March. Pussy Willows produce a nutritious yellow pollen. Dandelions produce a bright yellow pollen that lacks many of the essential amino acids required by honey bees, but it is beneficial when an area has few resources. Henbit produces a colorful bright red to orange red pollen.

Apricots, peaches, and plums were caught in a March freeze and there was little or no foraging for honey bees on those fruit trees. Apples and cherries began blooming later in late March and early April. Crabapple blooms vary depending on variety so they should begin blooming in early April. They are all very good sources of nutritional pollen and nectar.

There are other April bloomers that are common in our area. Redbuds, a nectar and pollen source, began blooming late in March and early April. Redbuds produce creamy white pollen. Black Cherry and Chokecherry trees bloom early to mid-April. Chokecherries began blooming April 1st. Black Cherry pollen is brownish, and Chokecherry pollen is yellow. Weeping Willow is another quality yellow pollen and nectar producer that begins blooming shortly after the leaves begin emerging in the spring.

In early May be sure to watch for Tulip Poplar or Tulip Tree with its large, showy, yellow blooms. It is a very good source of nectar and creamy white pollen. Shortly after Tulip Poplar our native Black Locust trees begin blooming. Last year, Black Locust began blooming in my area on May 7th. If weather permits, Black Locust can produce a very light tasting, almost clear, premium honey. Don't miss

the Black Locust bloom if your bees are ready for honey supers.

In the past I haven't talked much about the Honey Locust and Horse Chestnut trees. The Honey Locust's name can be deceptive. It is a great producer of dark yellow pollen that honey bees will be very attracted to. The nectar is not very desirable though. In 2025, Honey Locust began blooming in our area around May 11th.



Not as common as the Honey Locust is the European Horse Chestnut. Horse Chestnuts are more likely to be found in suburban and urban areas as they are native to the Balkan Peninsula, in Europe. These majestic trees can reach a height of 75 ft. and display white flowers that are held in a large, upright cluster. Those clusters produce an unusual brick-red pollen and nectar that is very popular with honey bees. The chestnuts produced by the Horse Chestnuts are poisonous.

In some areas, Honeysuckle is very plentiful. It can really be a great nectar source when a colony is trying to build up in mid-April. Honeysuckle pollen is yellow. On the negative side, there are several different varieties, and almost all are considered noxious weeds. K State Extension and the Kansas Forest Service encourage removal and the killing of Honeysuckle. I know of a homeowner, in Olathe, whose house is located on a hillside. He gave up on trying to control honeysuckle manually and now hires goat owners to bring in approximately 10-12 goats every year to keep the honeysuckle under control.

Recently, I was asked about lavender varieties that were beneficial honey bee forage. I consulted a longtime NEK-BA member, Jim Morford. Jim, and his wife Wanda, owned a lavender farm until a few years ago. Jim suggests planting the *augustifolia* (English) varieties for honey bees. He mentioned Betty's Blue, Royal Velvet, Melissa, and Maillette. After relocating, the Morford's turned the business over to Wanda's son, Rick Elam.

You can find out information about his lavender farm near Winfield at <https://elamlavenderandhoneybeefarm.square.site/> The website offers a large variety of value added products using lavender and honey bee products.

Last month I provided a list with few plant sales in our area. I refer you to March's Buzzer to see the list. Local plant sales can be a good place to pick up some native species and ask volunteers questions. They may not be honey bee knowledgeable but are typically nature-loving experienced gardeners and may even be master gardeners.

For most in NE KS, we will begin our major nectar flow in May. That is when there are multiple different nectar sources blooming at one time and honey bee colonies are well populated. Robust colonies are best for taking advantage of all those blooms. For now, most nectar and pollen sources for our bees are trees.



Military/Veterans Apprentices Program

Buck Bradley, Military/Veterans Appr. Liaison

HB2158 Update

HB2158 has passed and was signed by Governor Laura Kelly on April 9th.

As a reminder, the House and Senate passed different versions of the bill last year. In late March of this year, a Conference Committee met to reconcile those differences and agreed on a final version. The bill was then sent back to both chambers for final approval, where it passed with strong bipartisan support—110–11 in the House (gaining additional support from last year) and 40–0 in the Senate.

Key Provisions of the Final Bill:

- Retail sales of honey and honeycomb are exempt from the commercial kitchen license requirement if the beekeeper meets the following conditions:
- Annual gross sales are limited to \$35,000
- Honey must be harvested and packaged by the beekeeper selling it
- Products must be properly labeled (name, address, contents, and net weight)
- Labels must include the disclaimer: “Product not subject to routine inspections, Kansas Department of Agriculture.”
- Beekeepers must maintain sales records for inspection by the Kansas Department of Agriculture, including:
- Quantity sold by container size
- Sales locations
- Dates of sale

You can review the full legislation before offering products for sale:

https://www.kslegislature.gov/li/b2025_26/measures/hb2158/

Thank you to all the members who took the time to contact their legislators and support this effort. Your engagement made a difference.



2026 Funday

Joli Winer & Milisa Suckow, Special Events Coordinators (Funday)

2026 Funday

Funday is getting close and we hope you will join us for a day of beekeeping education and hands-on interactive sessions! Featuring expert guest speakers, an open teaching apiary, and value-added talks. Our interactive sessions are designed to help you grow your beekeeping skills with hands-on learning and real conversation. These aren't just lectures, you'll have the chance to ask questions, share experiences, and work through real-world hive situations alongside experienced beekeepers. Enjoy lunch and honey ice cream!

Our Key Note Address will be presented by David Burns, “Critical Thinking”.

Dr. David Peck will conclude the day with a fun presentation, “Collective Intelligence in Honey Bees, and the Honey Bee Dance Language.”

Our Presentations

- Varroa Mite Biology – Dr. David Peck
- Honey Bee Nutrition: When & What to Feed Your Bees – David Burns
- Honey Bee Microscopy – Dr. Judy Wu-Smart
- Hive Necropsies & What Stories the Dead Tell – Dr. Judy Wu-Smart
- Bee-Friendly Policy & Advocacy Training for Beekeepers – Dr. Judy Wu-Smart
- Overview of the American Honey Institute and Their Testing Programs Underway – Brian P. McCornack, PhD
- Using Technology in Your Beekeeping Practice – Matt Brandes
- Creamed Honey – Buck Bradley
- Catching Free Bees & Successful Swarm Trapping – Tim Gogolski
- The Beekeeper's First Year – Jess Popp
- Making Smoked Honey & Cheese Tasting – Mark Suckow
- Beeswax Cappings to Candles – Joli Winer & Cecil Sweeney
- Grow with It: Plants to Feed the Bees – Jo Patrick

Our interactive sessions

- Inspecting Your Hive and how to Accomplish It All In 12 Minutes – David Burns In addition to learning how to inspect your hive, will include mite sampling, lighting a smoker, and hive tool manipulation for new beekeepers. Items to bring: veil, bee jacket, smoker (if you want to practice.)
- How to Apply All Sorts of Miticides – Dr. David Peck
- Make It and Take It Soap Making – Joli Winer, limited to 25 participants, age 12+ (with a registered adult), please select this class at time of registration.
- Making Splits – Kristi Sanderson
- Troubleshooting Hive Problems & Dealing with Troubled Queens – Dr. Judy Wu-Smart

Evening Presentation & Dinner

“Beekeeping in Jordan” – Prof. Mohammed

Highlighting local beekeeping practices, key challenges, and the importance of honey bees in Jordanian agriculture. She will also discuss bee products (including honey, pollen, propolis, royal jelly, and beeswax), their importance, and practical methods for producing them.

We are pleased to announce that we will have the following vendors in attendance:

Beekeepers.com, Dadant Sioux City, Next to Nature Farm,
Unstable Apiary Designs, Bee Better Hive Stands, Bubba's Bee Barns

For more information on the speakers and topics, refer to our NEKBA website nekba.org/bee-funday.

Date: Saturday, June 6th, 2026

Time: 8am – 5pm, plus an Evening Program

Location: Douglas County Fairgrounds, 2120 Harper St. Lawrence, KS 66046

Cost: \$50, Youth (6-18 yrs) \$15; additional \$20 fee for the Evening Presentation & Dinner



Click on the following link or URL to get registered for Funday!

<https://square.link/u/fgd6dv8V>

Hotel Rooms/RV or Travel Trailers at the Fairgrounds

We have reserved a block of rooms at Holiday Inn Express for Thursday, Friday and Saturday nights, \$139 per night. The hotel is located at 3411 S. Iowa St, Lawrence. Parking your RV or travel trailers will be allowed on the Douglas County Fairgrounds. Refer to our NEKBA website nekba.org/bee-funday for more information.

We need Volunteers!

To make Funday 2026 a success, we will need many volunteers for Friday evening and Saturday. Please click on the link and you will be directed to our volunteer sign-up form. At the actual form, you can select the volunteer slot you are interested in and sign-up. Thanks in advance for volunteering.

<https://www.signupgenius.com/go/10C054DA9A72CA2FAC70-61089435-funday>

Silent Auction

Are you spring cleaning in the honey house or garage? Did you find a few new or gently used beekeeping related items that you no longer need? Please consider donating those items for the silent auction taking place during Funday, June 6, 2026. Donating is a fun way to participate, and proceeds will be used for future NEKBA educational programs. Items large and small are appreciated. Plan on delivering your items to the Douglas County Fairgrounds, building 21, on Friday evening, June 5th or Saturday morning, June 6th. Contact me in advance if early drop off or pick up arrangements are needed.

- Jo Patrick (913) 645-8947

The Buzz Worthy Photo Contest

Capture the buzz. Celebrate the beauty. Share the story. Think you've got the perfect shot of bees in action?

Whether it's a golden drop of honey, a beekeeper at work, or a macro moment of a busy pollinator—this is your chance to shine!

🌻 Who Can Enter?

- Open to all registered Funday attendees
- Two divisions:
 - Youth (17 & under)
 - Adult (18 & over)

📷 Photo Guidelines

- Must be 8½ x 10 inches and matted
- Color or black & white accepted
- Must feature honey bees or any aspect of beekeeping (Be creative—action shots, close-ups, hive life, or the art of beekeeping!)
- Entries due by 8:30 AM on Funday

🌻 Judging Criteria

Photos will be judged on:

- Creativity & Originality – Show us something fresh
- Composition – Strong framing and visual balance
- Technical Quality – Focus, lighting, clarity
- Storytelling/Impact – Does your photo capture the magic of bees?

🏆 Awards

- 1st, 2nd, and 3rd Place in each division
- Bragging rights + a little extra buzz

Ready to Enter?

Grab your camera, follow the buzz, and bring your best shot—we can't wait to see the world through your lens!

Hive Painting

Share your creative hive artwork!

Who Can Enter?

- Open to all registered Funday attendees
- Two divisions:
 - Youth (17 & under)
 - Adult (18 & over)

Hive Guidelines

- Must feature honey bees, hive life, art of beekeeping or any aspect of beekeeping
- Entries due by 8:30 AM on Funday

Awards

- 1st, 2nd, and 3rd Place in each division
- Bragging rights + a little extra buzz

Judging Criteria

Photos will be judged on:

- Creativity & Originality – Show us something fresh
- Storytelling/Impact – Does your photo capture the magic of bees?



HIVE HOTLINE™

Powered by **BEENEVOLENT™**



**EVERY THIRD
THURSDAY AT
6 PM EST**

**JOIN US FOR A MONTHLY PANEL
OF EXPERIENCED COMMERCIAL,
SIDELINER, AND HOBBYIST
BEEKEEPERS TO ANSWER ALL OF
YOUR BEEKEEPING QUESTIONS**



**RESERVE YOUR FREE
SPOT TODAY!**

2026 Hive Hotline Schedule



March 19	August 20
April 16	September 17
May 21	October 15
June 18	November 19
July 16	December 17



FREE

Support for your beekeeping at all levels! From first hives to full apiaries, Hive Hotline connects you with experienced beekeepers offering practical advice and troubleshooting support.

Submit your questions in advance or join us live to ask them yourself.

    @beenevolentapp

BEENEVOLENT.AG/bee-school

NORTHEASTERN KS BEEKEEPERS' ASSOC. 2026 MEMBERSHIP APPLICATION

NAME _____
ADDRESS _____
CITY _____ STATE _____ ZIP+4 _____
PHONE _____ EMAIL ADDRESS _____
I would like to receive the newsletter, The Buzzer, by email Yes _____ No _____

Membership Northeastern KS Beekeepers per year (July-Dec. \$12.50)	\$25.00	_____
Additional family members wanting voting rights \$1.00 per person	\$1.00	_____
Additional family member's name		
(Youth Membership (18 years of age or under)	\$12.50	_____
Membership for Kansas Honey Producers Association	\$25.00	_____
American Bee Journal (<u>discounted rate through association</u>)	1 Year \$33.25	_____
Bee Culture Magazine (or subscribe online at www.BeeCulture.com)	1 Year \$40.00	_____
Scholarship / Military/Veteran's Appr. Donation		
	Total	_____

Make checks payable to: NEKBA or Northeastern Kansas Beekeepers Assn.

Mail to: Robert Burns, 7601 W 54th Terr., Shawnee Mission, KS 66202 ph. 913-481-3504, rburnshoney@gmail.com

You may join, re-new, register, donate and pay online at www.nekba.org

MARKETPLACE

MENTORING-SWEET PRAIRIE HONEY

Need help with your hives? -Spring inspections, installing packages, making splits, queen evaluation, diagnosis of pests and diseases, mite monitoring and treatment, etc. I can help you with your beekeeping needs! I am a certified master beekeeper with 30+ years of beekeeping experience. I will leave you with a written course of action after our session at your hives. Call or text 913-768-4961 or email Kristi Sanderson at sandersonk09@gmail.com for pricing and appointment times.

BEEKEEPERS.COM

Beekeepers.com (Jordy's Honey Company) in Lenexa, KS. Beekeepers.com is your only local full-service beekeeping store. We carry a full line of Beekeeping Supplies, Protective Clothing, Bottles, Bee Packages, Nucs and Queens. Visit our website Beekeepers.com, to view our entire line of beekeeping supplies. You can also shop in-person at our store in Lenexa. We ship queens directly to YOU! Order at QueenBees.com. Queens available March - October. Our hours are Monday-Friday 9:00-4:00, Saturday 9:00-12:00. You can find our honey at The Overland Park Farmers Market. **Robert Hughes**, 14054 W 107th St, Lenexa, KS 66215, 913-681-5777 or email Info@Beekeepers.com

COTTIN'S HARDWARE & RENTAL

Cottin's stocks a full line of beekeeping equipment year-round including items manufactured by Harvest Lane Honey, Little Giant, and Bug Baffler. Products include hives, supers, frames, foundations, extractors, tools, and protective apparel. We also stock a full line of Home Brewing Mead Making supplies. Located in Lawrence, KS at 1832 Massachusetts Street (South of Dillon's). We are open Monday - Friday 7:30 am - 6:00 pm, Saturday 8:00 am - 5:00 pm, and Sunday 10:00 am - 5:00 pm. You can follow us on Facebook, Instagram and Twitter. Call us at 785-843-2981 or email us at hardware@sunflower.com

CEDAR RIDGE BEES


5 Frame Nucs for Sale. We are your local Premier Bee Products Dealer specializing in plastic foundation made entirely in the U.S.A. We sell bucket feeders and other bee equipment. Call or text Philip Knaus at 785-581-4216 or contact us at cedarridgebeehives@gmail.com - Check out our bees and products at www.cedarridgebees.com Cedar Ridge Bees 585 N 500 Rd, Overbrook, KS 66524.

T CREEK BEES AND HONEY – Tecumseh/Berryton, KS

Tecumseh Creek winds its way through the home yard lending its name to the brand. Located between Lawrence and Topeka, T Creek offers 5-frame nucs, online honey sales, custom honey packing, wholesale delivery to the Topeka / Lawrence area, 5-gallon buckets of honey, and drop-shipping wholesale service to rural grocery stores and agritourism destinations. Visit www.tcreekbees.com Email: tcreekbees@gmail.com or find the bees on Facebook. Order 2026 5-frame nucs by visiting the website and completing the nuc order form. Owner: Tim Urich. LLC in the State of Kansas and licensed by Kansas Dept of Ag.

Honey Bee Biology and Beekeeping, Third Edition Dewey M. Caron and Lawrence John Connor, \$90 postage included.

This book should stay on the dashboard of every beekeeper's truck. It's that good, and that necessary. Kim Flottum, Bee Culture. This comprehensive textbook easily replaces many beginner books while adding comprehensive details of bee biology essential to becoming a successful beekeeper and student of the honey bee. First released in 1999, Honey Bee Biology and Beekeeping is widely accepted as a major textbook of Apiculture (beekeeping). Beekeepers and bee clubs use it to teach other beekeepers. Universities use it to teach college students bee biology and beekeeping. It concentrates on the 'why', 'how' and 'when' of beekeeping. It explains bee and beekeeping basics in a manner meaningful to people who lack an extensive back-ground in biology. Yet it is not over-simplified, and provides a meaningful source of beekeeping information for the informed beekeeper. The Third Edition has been carefully edited, updated and expanded to 480 pages. New chapters have been added, as have colorful new graphics and photographs. The Glossary has also been expanded.



Wicwas Press LLC Kalamazoo, MI 49001 - www.wicwas.com

The Association does not endorse nor evaluate the advertisements, products, or services offered in the Buzzer.

SUBSCRIBE TO A MONTHLY BEE MAGAZINE. STAY INFORMED.



[Bee Culture Magazine \(link\)](#)

Use the links to subscribe directly.

Annual subscription rates under \$6 per month for both!

This is fantastic information right at your fingertips. As part of your beekeeping experience, it's important to be up-to-date with the trends in bee biology, honey processing, the industry, and much more!



[American Bee Journal \(link\)](#)

Northeastern Kansas Beekeepers Association
Robert Burns, Treasurer
7601 W 54th Terr
Shawnee Mission, KS 66202-1129

Address Service Requested

Meeting
Monday, April 20th, 2026 - Douglas County Fairgrounds

The Northeastern Kansas Beekeepers' Association

Membership is open to anyone interested in bees or bee culture. Dues are \$25.00 per calendar year (December 31-December 31) for the first in the family joining. Those joining in July or later in the year may pay \$12.50 for ½ year. Additional members of a family wanting voting privileges shall be assessed dues at \$1.00 per year. Youth memberships (18 years of age and younger) are \$12.50 per year. Please submit new memberships and renewals to the treasurer or on-line at www.nekba.org.

The Bee Buzzer is the official publication of the Northeastern Kansas Beekeepers' Association, Inc. and is published monthly. Commercial ads are accepted in the newsletter for a fee; non-commercial ads by paid members are accepted & are free.

The library of the association is free to all members. Books may be checked out at the meetings and kept for a period of 30 days. The bee publications, *The American Bee Journal* and *Bee Culture* can be subscribed to through the treasurer or on-line. The American Bee Journal is offered at a discount through the Association only.

The Association meets each month, generally on the third Monday at 7:00 p.m. except during the months of January and July. This is a non-profit organization; elected officers serve without pay. Everyone is invited to attend the meetings. Check *The Bee Buzzer* or website at www.nekba.org each month for the actual date, time, and location. If the weather is bad, call an officer or check the website to find out if the meeting will be held or canceled.

2026 Officers

President:	Jessica Popp-Mullen	twohiveshoneyco@gmail.com	816-804-5972
1st VP (Program Chair):	Yana MaGruder	yana.magrunder@gmail.com	707-889-4740
2nd VP (Librarian):	Michael Hewitt	garlicranch69@gmail.com	785.230.0827
3rd VP (Honey Plants):	Jo Patrick	waterworksparkhoney@gmail.com	913-645-8497
Secretary:	Elaine Ellenz	elaineellenz@gmail.com	913-515-1607
Treasurer:	Robert Burns	rburnshoney@gmail.com	913-481-3504
Youth Scholarship Chair:	Jim Putnam	jimputnam996@gmail.com	785-917-0384
Military/Veteran Appr. Liaison:	Buck Bradley	buckusmc00@hotmail.com	785-248-1005
Editor:	Nick Bretz	nick.bretz@gmail.com	816-739-4146
<i>Special Events Coordinators</i>			
Pos #1: Beekeeper Classes:	Kristi Sanderson	sandersonk09@gmail.com	913-768-4961
Pos #2: Bee FunDay Co-Chair:	Joli Winer	heartlandhoneyks@gmail.com	913-856-8356
Bee FunDay Co-Chair:	Milisa Suckow	milisasuckow@gmail.com	816-820-7923
Web Support	Robert Burns	rburnshoney@gmail.com	913-481-3504

Visit on-line at www.nekba.org. Save time. Join, re-new, or register.