

# Photograph Specifications for Jamaican Passports

In order to produce the right quality photographs for the Jamaican passport, please note the following guidelines:

## PHOTOGRAPH SIZE



## PHOTOGRAPHS MUST BE:

- 45 millimetres (length) x 35 millimetres (width)
- A close-up of the face and shoulders so that the face covers approximately 65 to 75% of the photograph
- With a margin of no less than 2mm from the top of the head (including hair) to the edge of the photograph
- Showing the length of the face to be 25mm to 35mm from chin to the top of the head

## BACKGROUND



## BACKGROUND



- The photograph should be taken in colour against a plain background.
- Applicants should avoid wearing white clothing and should have the photograph taken against a pastel shaded background.
- Applicants with grey/white hair should have their photograph taken against a pale blue or pastel background.
- There must be no other person or objects in the photograph.
- Only the applicant should be visible in the photograph. Any object, including the back of chairs, flowers, patterns etc., in the background of a photograph is unacceptable.
- There should be no background shadows.

## PHOTOGRAPH QUALITY



- Two (2) passport-sized photographs are required for a passport application.
- The two photos must be identical.
- The photographs should not be more than 6 months old.
- The photographs must be in sharp focus, high quality with no creases or ink marks
- Photographs should be printed on high quality paper (semi-gloss recommended) with a high quality resolution (1200 DPI recommended).
- A professional camera is recommended (8 mega pixels and above).
- The photograph should show the applicant looking directly at the camera. It should have the appropriate brightness and contrast. It should show color and skin tones naturally.

## STYLE AND LIGHTING





- Excessive light reflections on the image is unacceptable.
- Light distribution should be even throughout photograph.
- Lighting must be uniformed with no shadows or reflections on the face or in the background.
- Both edges of the face must be clearly visible; as far as possible both ears ought to be visible.
- There should be no 'red' eyes.
- The photograph should be colour neutral and should reflect applicant's natural skin tone.

## DRESS AND ATTIRE



- Photographs should display appropriately clad images; exposed shoulders and chest should be avoided.
- Bright coloured clothing is not recommended. Where bright-coloured clothing is worn, the colour of the clothes should not reflect on any part of the face.
- Dark attire is recommended.

## HEAD COVERING



- Applicants should not wear head covering while taking photographs. However, it is permitted only for religious reasons.
- Where head gear is worn for religious reasons, facial features, including the outline of the face from bottom of chin to top of forehead, must be clearly shown.
- There should be no hair across the eyes or on the forehead.

## POSE AND EXPRESSION




- The photograph should show the subject facing forward, looking directly at the camera.
- Photographs should provide a full frontal view of the head, neck and top of the shoulders with ears clearly visible.
- Expression should be neutral. Smiling is not acceptable.
- Eyes must be shown open and clearly visible.

## EYE GLASSES



- There should be no reflections from the eyeglasses.
- Glasses should not have tinted lenses.
- Photographs must show eyes clearly.
- Heavy (thick) frames should be avoided, lighter frames are preferred.
- Frames should not cover any part of the eyes. It is strongly recommended that glasses be removed.

## HANDELING OF PHOTOGRAPHS



- Stamps or seals should not be affixed to photographs.
- Only one photograph should be certified, which should bear the inscription: "I certify that this is a true photograph of the applicant".
- Do not affix photo to application form.
- Avoid the use of paperclips and staples as these can damage the image/photo.
- Carry photographs in proper packaging to preserve quality.