







































SUPERLOK CLEAN FITTINGS

CONTENTS

	■ <i>Micro Reducer</i>	05		■ <i>Tube Adapter</i>	12		■ <i>Male Connector (NPT)</i> ■ <i>Male Connector (ST)</i> ■ <i>Female Connector (PT)</i>	17
	■ <i>Micro 90 Elbow</i> ■ <i>Micro Reducing 90 Elbow</i> ■ <i>Micro 45 Elbow</i>	05		■ <i>Double Male Union</i> ■ <i>Double Male Reducing Union</i> ■ <i>Bulkhead Union</i>	12		■ <i>Female Connector (NPT)</i>	18
	■ <i>Micro Tee</i> ■ <i>Micro Reducing Tee</i>	06		■ <i>Tube Butt Weld Connector</i>	13		■ <i>Gasket Retainer Assembly</i>	18
	■ <i>Micro Cross</i>	06		■ <i>Tube Butt Weld Bulkhead Connector</i>	13		■ <i>Gasket</i>	18
	■ <i>Micro Tribow</i>	06		■ <i>Coupling</i>	13		■ <i>Blind Gasket</i>	19
	■ <i>90 Elbow</i> ■ <i>Reducing 90 Elbow</i>	07		■ <i>Double Female Reducing Union</i>	13		■ <i>Female Nut</i> ■ <i>Male Nut</i>	19
	■ <i>Tee</i> ■ <i>Reducing Tee</i>	07 08		■ <i>Reducing Adapter</i> ■ <i>Reducing Bushing</i>	14		■ <i>Plug</i> ■ <i>Cap</i> ■ <i>Plug (Cable Type)</i>	20
	■ <i>Cross</i>	08		■ <i>Male Elbow (NPT)</i> ■ <i>Male Elbow (PT)</i>	14		■ <i>High Flow Female Nut</i> ■ <i>High Flow Male Nut</i>	20 21
	■ <i>Reducer</i>	08		■ <i>Union Elbow</i>	15		■ <i>High Flow Long Gland</i>	21
■ <i>Metal Face Seal Fitting</i>		09		■ <i>Union Tee</i>	15		■ <i>High Flow Tube Butt Weld Connector</i>	21
	■ <i>Female Gland</i>	10		■ <i>Union Cross</i>	15		■ <i>High Flow Tube Butt Weld Bulkhead Connector</i>	21
	■ <i>Male Gland</i> ■ <i>Socket Weld Short Gland</i>	10		■ <i>SUPERLOK Tube Fitting Connector</i> ■ <i>SUPERLOK Tube Fitting Bulkhead Connector</i> ■ <i>Bulkhead Male Connector (NPT)</i> ■ <i>Male Connector (PT)</i>	16		■ <i>Welded Male Connector (PT)</i> ■ <i>Welded Male Connector (NPT)</i> ■ <i>Welded Female Connector (PT)</i>	22
	■ <i>Socket Weld Long Gland</i> ■ <i>Reducing Socket Weld Long Gland</i> ■ <i>Blind Gland</i> ■ <i>Male Weld Gland</i>	11					■ <i>Welded Female Connector (NPT)</i> ■ <i>Welded Lok Connector</i> ■ <i>Welded Female Union</i>	23

WELDING AND METAL FACE SEAL FITTINGS

■ Ordering Information

C	6	E	-	4	-	P	-	36L
Clean Fittings	Tube Length	Product		Size		Surface Level		Material

■ Size

O.D (Inch)	1/8	1/4	3/8	1/2	3/4	1
Identify	2	4	6	8	12	16

■ Tube Length

Length (mm)	6.35	10.00	19.05
Identify	6	10	19

■ Inner Surface Level

	BA	EP
Identify	Blank	P

■ Material

	316 Stainless Steel	316L Stainless Steel	Single Melting 316L Stainless Steel	Double Melting 316L Stainless Steel
Identify	Blank	36L	SM	DM

■ Product

Identify	Product	Identify	Product	Identify	Product
R	Reducer	CR	Cross	T	Tee
RE	Reducing Elbow	E	Elbow	RT	Reducing Tee
UC	Union Cross	HE	45° Elbow	FG	Female Gland
MG	Male Gland	TB	Tribow	RSLG	Reducing Socket Weld Gland
SSG	Socket Weld Short Gland	SLG	Socket Weld Long Gland	TA	Tube Adapter
BG	Blind Gland	MWG	Male Weld Gland	BHU	Bulkhead Union
MU	Double Male Union	MRU	Double Male Reducing Union	CG	Coupling
TC	TBW Connector	TBHC	TBW Bulkhead Connector	RB	Reducing Bushing
FRU	Double Female Reducing Union	RA	Reducing Adapter	UT	Union Tee
ME	Male Elbow	UE	Union Elbow	MC	Male Connector
SC	SUPERLOK Tube Fitting Connector	BHSC	SUPERLOK Tube Fitting Bulkhead Connector	GT	Gasket
FC	Female Connector	GR	Gasket Retainer Assembly	MN	Male Nut
BG	Blind Gasket	FN	Female Nut	PGC	Plug (Cable Type)
PG	Plug	CP	Cap	HLG	High Flow Long Gland
HFN	High Flow Female Nut	HMN	High Flow Male Nut	HBHC	High Flow TBW Bulkhead Connector
HTC	High Flow TBW Connector	WFC	Welded Female Connector	WSC	Welded Lok Connector
WMC	Welded Male Connector	BHMC	Bulkhead Male Connector	WFU	Welded Female Union

TECHNICAL INFORMATION

■ Pressure Rating

Pressure ratings are calculated in accordance with ASME B31.3 and ASME B31.1 for 316 stainless steel.

All working pressure are rated at ambient temperature and are based on a 4:1

TUBE O.D (in)	WALL THICKNESS (in)	PRESSURE RATING	
		PSIG	BAR
1/8	0.028 (0.71mm)	8550	590
1/4	0.035 (0.89mm)	5100	351
3/8	0.035 (0.89mm)	3300	227
1/2	0.049 (1.24mm)	3700	254

3/4 & 1 inch sizes are not standard, but can be manufactured on request.

■ Internal Surface Finishes

Grade	Designator	Surface finish (Ry)	Surface finish (Ra)
BA	Blank	3.0 μ m	10 μ in
EP	P	0.7 μ m	5 μ in

■ Cleaning & Packing

All SUPERLOK Clean fittings are Ultra-High Purity cleaning and double packaged in the clean room.

Sealing part is protected with a plastic cap

■ Material & Temperature Rating

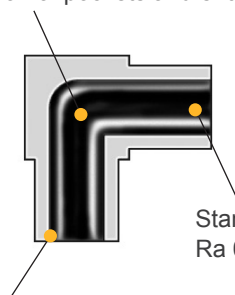
Type	Material	Designator	Temperature °F(C°)
FITTING	316L STAINLESS STEEL	36L	1000 (537)
	316L STAINLESS STEEL (SINGLE MELT)	SM	
	316L STAINLESS STEEL (DOUBLE MELT)	DM	
GASKET	316L STAINLESS STEEL	36L	1000 (537)
	NICKEL	NI	600 (315)

WELD FITTING

■ FEATURE

- Micro weld fitting is suitable for the miniature tubing system and allows close component spacing.
- Micro weld fitting provides the same flow and service rating as larger size weld fitting.
- Tube butt weld fitting has two types of welding, TBW(Tube butt weld) and ATW(Automatic tube butt weld).
- Tube ends are machined with a square face and corners to enhance alignment and maintain tube wall uniformity.

Radius junction means smooth flow transitions and elimination of pockets and entrapment zones.



Standard surface finish is average Ra 0.25 μ m (Ra 10 μ in)

Square, sharp, burr-free tube weld end.

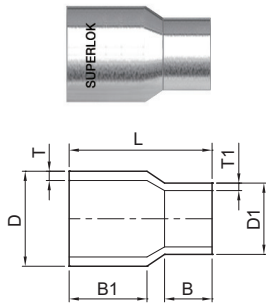
Laser etch Marking Heat Code Traceability
SUPERLOK Clean fittings are marked as standard with Manufacturer, Material, Surface Finish, Heat Code No, designation.



MICRO WELD FITTINGS

Micro Reducer

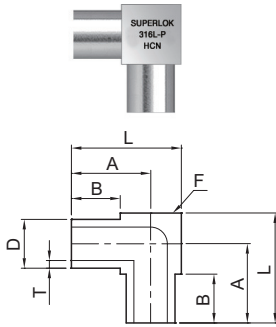
Unit : mm



Part No.	Tube OD (D)		Tube OD (D1)		T	T1	B	B1	L
	Size(in)	Size	Size(in)	Size					
C6R-4-2	1/4"	6.35	1/8"	3.18	1.00	0.70	6.35	10.40	19.1
C6R-6-4	3/8"	9.53	1/4"	6.35	1.00	1.00	6.35	10.40	19.1
C6R-8-4	1/2"	12.70	1/4"	6.35	1.24	1.00	6.35	10.40	19.1
C6R-8-6	1/2"	12.70	3/8"	9.53	1.24	1.00	6.35	10.40	19.1
C6R-12-4	3/4"	19.05	1/4"	6.35	1.65	1.00	6.35	10.40	19.1
C6R-12-6	3/4"	19.05	3/8"	9.53	1.65	1.00	6.35	10.40	19.1
C6R-12-8	3/4"	19.05	1/2"	12.70	1.65	1.24	6.35	10.40	19.1

Micro 90° Elbow

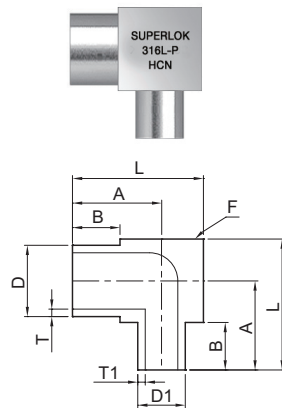
Unit : mm



Part No.	Tube OD (D)		T	A	B	F Body	L
	Size(in)	Size					
C6E-2	1/8"	3.18	0.70	10.32	6.35	7.94	14.29
C6E-4	1/4"	6.35	1.00	10.32	6.35	7.94	14.29
C6E-6	3/8"	9.53	1.00	11.91	6.35	11.11	17.46
C6E-8	1/2"	12.70	1.24	13.50	6.35	14.29	20.64
C6E-12	3/4"	19.05	1.65	16.68	6.35	20.65	27.00

Micro Reducing 90° Elbow

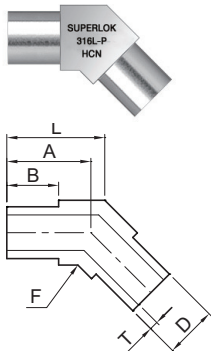
Unit : mm



Part No.	Tube OD (D)		Tube OD (D1)		T	T1	A	B	F Body	L
	Size(in)	Size	Size(in)	Size						
C6RE-4-2	1/4"	6.35	1/8"	3.18	1.00	0.70	10.32	6.35	7.94	14.29
C6RE-6-4	3/8"	9.53	1/4"	6.35	1.00	1.00	11.91	6.35	11.11	17.46
C6RE-8-4	1/2"	12.70	1/4"	6.35	1.24	1.00	13.50	6.35	14.29	20.64
C6RE-8-6	1/2"	12.70	3/8"	9.53	1.24	1.00	13.50	6.35	14.29	20.64
C6RE-12-4	3/4"	19.05	1/4"	6.35	1.65	1.00	16.68	6.35	20.65	27.00
C6RE-12-6	3/4"	19.05	3/8"	9.53	1.65	1.00	16.68	6.35	20.65	27.00
C6RE-12-8	3/4"	19.05	1/2"	12.70	1.65	1.24	16.68	6.35	20.65	27.00

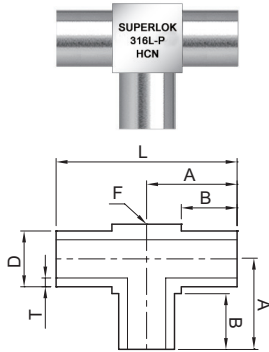
Micro 45° Elbow

Unit : mm



Part No.	Tube OD (D)		T	A	B	F Body	L
	Size(in)	Size					
C6HE-2	1/8"	3.18	0.70	10.32	6.35	7.94	11.96
C6HE-4	1/4"	6.35	1.00	10.32	6.35	7.94	11.96
C6HE-6	3/8"	9.53	1.00	11.91	6.35	11.11	14.21
C6HE-8	1/2"	12.70	1.24	13.50	6.35	14.29	16.46
C6HE-12	3/4"	19.05	1.65	16.68	6.35	20.65	20.95

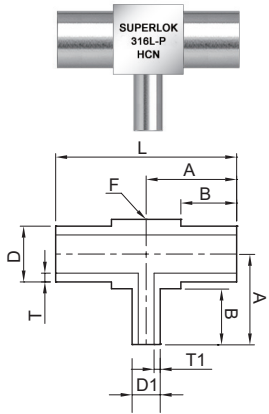
Dimensions are for reference only and are subject to change.



Micro Tee

Unit : mm

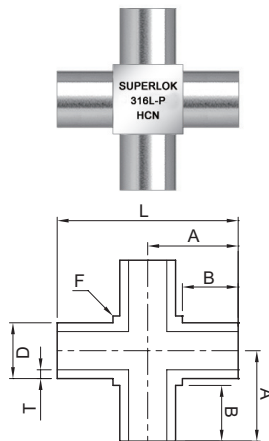
Part No.	Tube OD (D)		T	A	B	F Body	L
	Size(in)	Size					
C6T-2	1/8"	3.18	0.70	10.32	6.35	7.94	20.64
C6T-4	1/4"	6.35	1.00	10.32	6.35	7.94	20.64
C6T-6	3/8"	9.53	1.00	11.91	6.35	11.11	23.81
C6T-8	1/2"	12.70	1.24	13.50	6.35	14.29	26.99
C6T-12	3/4"	19.05	1.65	16.68	6.35	20.65	33.35



Micro Reducing Tee

Unit : mm

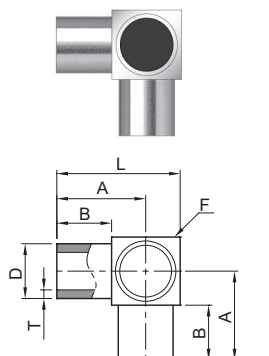
Part No.	Tube OD (D)		Tube OD (D1)		T	T1	A	B	F Body	L
	Size(in)	Size	Size(in)	Size						
C6RT-4-2	1/4"	6.35	1/8"	3.18	1.00	0.70	10.32	6.35	7.94	20.64
C6RT-6-4	3/8"	9.53	1/4"	6.35	1.00	1.00	11.91	6.35	11.11	23.81
C6RT-8-4	1/2"	12.70	1/4"	6.35	1.24	1.00	13.50	6.35	14.29	26.99
C6RT-8-6	1/2"	12.70	3/8"	9.53	1.24	1.00	13.50	6.35	14.29	26.99
C6RT-12-4	3/4"	19.05	1/4"	6.35	1.65	1.00	16.68	6.35	20.65	27.00
C6RT-12-6	3/4"	19.05	3/8"	9.53	1.65	1.00	16.68	6.35	20.65	27.00
C6RT-12-8	3/4"	19.05	1/2"	12.70	1.65	1.24	16.68	6.35	20.65	27.00



Micro Cross

Unit : mm

Part No.	Tube OD (D)		T	A	B	F Body	L
	Size(in)	Size					
C6CR-2	1/8"	3.18	0.70	10.32	6.35	7.94	20.64
C6CR-4	1/4"	6.35	1.00	10.32	6.35	7.94	20.64
C6CR-6	3/8"	9.53	1.00	11.91	6.35	11.11	23.81
C6CR-8	1/2"	12.70	1.24	13.50	6.35	14.29	26.99
C6CR-12	3/4"	19.05	1.65	16.68	6.35	20.65	33.35



Micro Tribow

Unit : mm

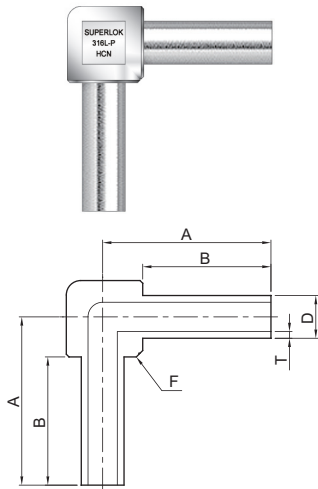
Part No.	Tube OD (D)		T	A	B	F Body	L
	Size(in)	Size					
C6TB-2	1/8"	3.18	0.70	10.32	6.35	7.94	14.29
C6TB-4	1/4"	6.35	1.00	10.32	6.35	7.94	14.29
C6TB-6	3/8"	9.53	1.00	11.91	6.35	11.11	17.46
C6TB-8	1/2"	12.70	1.24	13.50	6.35	14.29	20.64
C6TB-12	3/4"	19.05	1.65	16.68	6.35	20.65	27.00

Dimensions are for reference only and are subject to change.

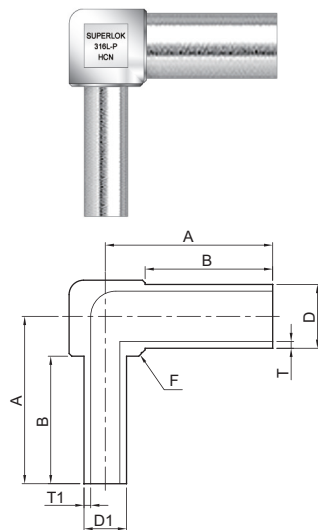
FORGED WELD FITTINGS

■ 90° Elbow

Unit : mm



Part No.	Tube OD (D)		T	A	B	F Body
	Size(in)	Size				
C19E-4	1/4"	6.35	1.00	25.00	19.05	11.2
C19E-6	3/8"	9.53	1.00	25.00	19.05	12.4
C19E-8	1/2"	12.70	1.24	29.00	19.05	17.5
C19E-12	3/4"	19.05	1.65	31.50	19.05	25.0
C19E-16	1"	25.40	1.65	34.00	19.05	29.9
C10E-4	1/4"	6.35	1.00	15.90	10.00	11.2
C10E-6	3/8"	9.53	1.00	15.90	10.00	12.4
C10E-8	1/2"	12.70	1.24	19.90	10.00	17.5
C10E-12	3/4"	19.05	1.65	22.40	10.00	25.0
C10E-16	1"	25.40	1.65	24.95	10.00	29.9



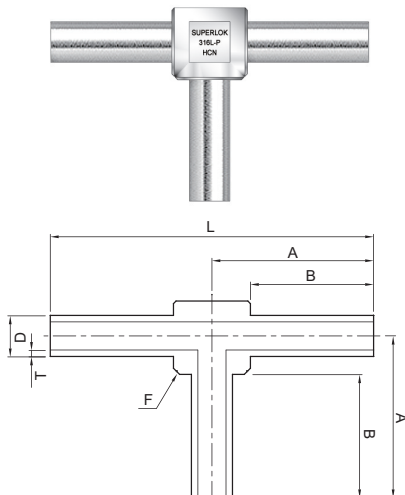
■ Reducing 90° Elbow

Unit : mm

Part No.	Tube OD (D)		Tube OD (D1)		T	T1	A	B	F Body
	Size(in)	Size	Size(in)	Size					
C19RE-6-4	3/8"	9.53	1/4"	6.35	1.00	1.00	25.00	19.05	12.4
C19RE-8-4	1/2"	12.70	1/4"	6.35	1.24	1.00	29.00	19.05	17.5
C19RE-8-6	1/2"	12.70	3/8"	9.53	1.24	1.00	29.00	19.05	17.5
C19RE-12-4	3/4"	19.05	1/4"	6.35	1.65	1.00	31.50	19.05	25.0
C19RE-12-6	3/4"	19.05	3/8"	9.53	1.65	1.00	31.50	19.05	25.0
C19RE-12-8	3/4"	19.05	1/2"	12.70	1.65	1.24	31.50	19.05	25.0
C19RE-16-4	1"	25.40	1/4"	6.35	1.65	1.00	34.00	19.05	29.9
C19RE-16-8	1"	25.40	1/2"	12.70	1.65	1.24	34.00	19.05	29.9
C19RE-16-12	1"	25.40	3/4"	19.05	1.65	1.65	34.00	19.05	29.9

■ Tee

Unit : mm

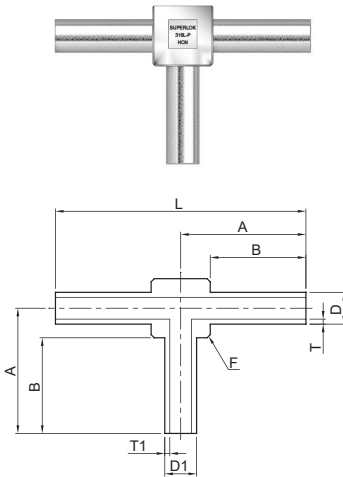


Part No.	Tube OD (D)		T	A	B	F Body	L
	Size(in)	Size					
C19T-4	1/4"	6.35	1.00	25.00	19.05	11.2	50.00
C19T-6	3/8"	9.53	1.00	25.00	19.05	12.4	50.00
C19T-8	1/2"	12.70	1.24	29.00	19.05	17.5	58.00
C19T-12	3/4"	19.05	1.65	31.50	19.05	25.0	63.00
C19T-16	1"	25.40	1.65	34.00	19.05	29.9	68.00
C10T-4	1/4"	6.35	1.00	15.90	10.00	11.2	31.80
C10T-6	3/8"	9.53	1.00	15.90	10.00	12.4	31.80
C10T-8	1/2"	12.70	1.24	19.90	10.00	17.5	39.80
C10T-12	3/4"	19.05	1.65	22.40	10.00	25.0	44.80
C10T-16	1"	25.40	1.65	24.95	10.00	29.9	49.90

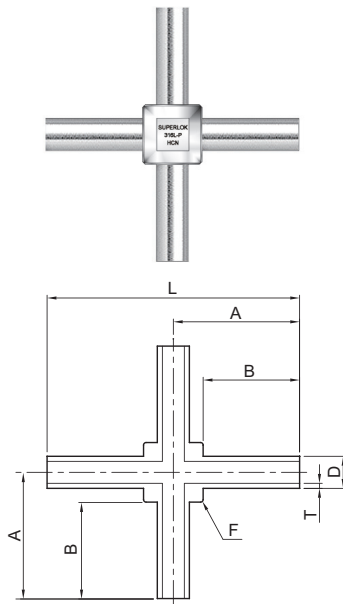
Dimensions are for reference only and are subject to change.

■ Reducing Tee

Unit : mm



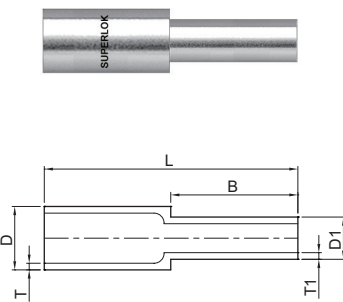
Part No.	Tube OD (D)		Tube OD (D1)		T	T1	A	B	F Body	L
	Size(in)	Size	Size(in)	Size						
C19RT-6-4	3/8"	9.53	1/4"	6.35	1.00	1.00	25.00	19.05	12.4	50.00
C19RT-8-4	1/2"	12.70	1/4"	6.35	1.24	1.00	29.00	19.05	17.5	58.00
C19RT-8-6	1/2"	12.70	3/8"	9.53	1.24	1.00	29.00	19.05	17.5	58.00
C19RT-12-4	3/4"	19.05	1/4"	6.35	1.65	1.00	31.50	19.05	25.0	63.00
C19RT-12-6	3/4"	19.05	3/8"	9.53	1.65	1.00	31.50	19.05	25.0	63.00
C19RT-12-8	3/4"	19.05	1/2"	12.70	1.65	1.24	31.50	19.05	25.0	63.00
C19RT-16-4	1"	25.40	1/4"	6.35	1.65	1.00	34.00	19.05	29.9	68.00
C19RT-16-8	1"	25.40	1/2"	12.70	1.65	1.24	34.00	19.05	29.9	68.00
C19RT-16-12	1"	25.40	3/4"	19.05	1.65	1.65	34.00	19.05	29.9	68.00
C10RT-6-4	3/8"	9.53	1/4"	6.35	1.00	1.00	15.90	10.00	12.4	31.80
C10RT-8-4	1/2"	12.70	1/4"	6.35	1.24	1.00	19.90	10.00	17.5	39.80
C10RT-8-6	1/2"	12.70	3/8"	9.53	1.24	1.00	19.90	10.00	17.5	39.80
C10RT-12-4	3/4"	19.05	1/4"	6.35	1.65	1.00	22.40	10.00	25.0	44.80
C10RT-12-6	3/4"	19.05	3/8"	9.53	1.65	1.00	22.40	10.00	25.0	44.80



■ Cross

Unit : mm

Part No.	Tube OD (D)		T	A	B	F Body	L
	Size(in)	Size					
C19CR-4	1/4"	6.35	1.00	25.00	19.05	11.2	50.00
C19CR-6	3/8"	9.53	1.00	25.00	19.05	12.4	50.00
C19CR-8	1/2"	12.70	1.24	29.00	19.05	17.5	58.00
C19CR-12	3/4"	19.05	1.65	31.50	19.05	25.0	63.00
C19CR-16	1"	25.40	1.65	34.00	19.05	29.9	68.00
C10CR-4	1/4"	6.35	1.00	15.90	10.00	11.2	31.80
C10CR-6	3/8"	9.53	1.00	15.90	10.00	12.4	31.80
C10CR-8	1/2"	12.70	1.24	19.90	10.00	17.5	39.80
C10CR-12	3/4"	19.05	1.65	22.40	10.00	25.0	44.80
C10CR-16	1"	25.40	1.65	24.95	10.00	29.9	49.90



■ Reducer

Unit : mm

Part No.	Tube OD (D)		Tube OD (D1)		T	T1	B	L
	Size(in)	Size	Size(in)	Size				
C19R-6-4	3/8"	9.53	1/4"	6.35	1.00	1.00	19.05	38.1
C19R-8-4	1/2"	12.70	1/4"	6.35	1.24	1.00	19.05	38.1
C19R-8-6	1/2"	12.70	3/8"	9.53	1.24	1.00	19.05	38.1
C19R-12-4	3/4"	19.05	1/4"	6.35	1.65	1.00	19.05	42.9
C19R-12-6	3/4"	19.05	3/8"	9.53	1.65	1.00	19.05	42.9
C19R-12-8	3/4"	19.05	1/2"	12.70	1.65	1.24	19.05	42.9
C19R-16-4	1"	25.40	1/4"	6.35	1.65	1.00	19.05	42.9
C19R-16-6	1"	25.40	3/8"	9.53	1.65	1.00	19.05	42.9
C19R-16-8	1"	25.40	1/2"	12.70	1.65	1.24	19.05	42.9
C19R-16-12	1"	25.40	3/4"	19.05	1.65	1.65	19.05	42.9
C10R-6-4	3/8"	9.53	1/4"	6.35	1.00	1.00	10.00	20.0
C10R-8-4	1/2"	12.70	1/4"	6.35	1.24	1.00	10.00	20.0
C10R-8-6	1/2"	12.70	3/8"	9.53	1.24	1.00	10.00	20.0
C10R-16-4	3/4"	19.05	1/4"	6.35	1.65	1.00	10.00	20.0
C10R-16-6	3/4"	19.05	3/8"	9.53	1.65	1.00	10.00	20.0
C10R-16-8	3/4"	19.05	1/2"	12.70	1.65	1.24	10.00	20.0

Dimensions are for reference only and are subject to change.

METAL FACE SEAL FITTING

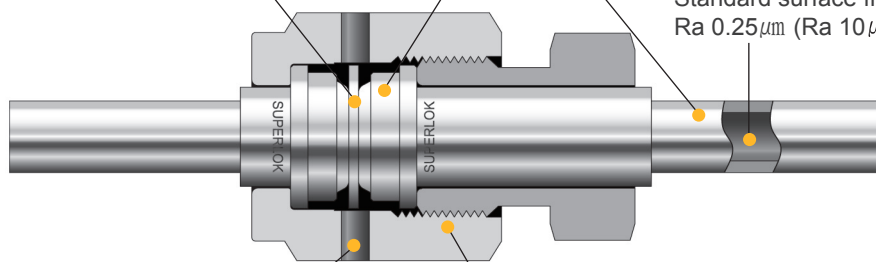
■ FEATURE

- Provides ultra-high purity metal to metal seal for leak - free service in high-vacuum and positive pressure applications
- The gasket is compressed by two highly polished beads when the male and female nuts are engaged.

Gasket options Include-silver plated stainless steel 316L, Nickel plated, unplated nickel or special request

Roll stamped or Laser etch marking & Heat code Traceability
SUPERLOK Clean fittings are marked as standard with Manufacturer, Material, Surface Finish, Heat Code No, designation.

Standard surface finish is average
Ra 0.25 μ m (Ra 10 μ in)




QA leak test port also allows visual inspection of sealing gasket prior to assembly.

The internal surface finish of the female nut is silver plated to ensure consistent, low make up torque.

■ Typical Assembly




Female Nut



Short Gland



Gasket



Long Gland



Male Nut


■ METAL FACE SEAL Fitting Installation Instructions.



* Retainer Assembly
While tightening fittings, make sure seal parts and gaskets are free of scratch and dirt.




1. Prior to tightening fittings, make sure beads and gaskets are free of scratches and dirt.



2. Insert non-retained gasket into the female nut. The gasket is self aligning. Use caution not to damage sealing surfaces while inserting gasket into female nut.



3. Finger tighten male and female nuts assuring that all components have made proper contact and are in position for final tightening with wrenches. Inspection port in female nut allows for easy visual inspection.

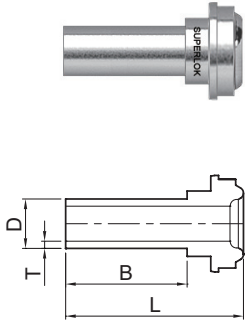


4. Hold the male nut or male body with the appropriate back up wrench and tighten the female nut 1/8 turn past finger tight. (316L and Ni gasket)
* 1/4 turn (copper gasket)

GLANDS

Female Gland

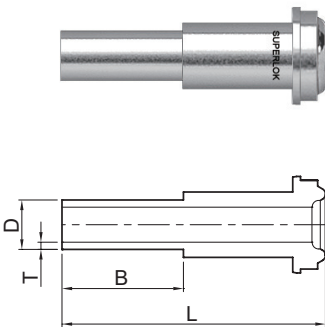
Unit : mm



Part No.	Head Size(in)	Tube OD (D)		T	B	L	ANS(in)
		Size(in)	Size				
C19FG-2	1/8"	1/8"	3.18	0.70	19.05	27.40	1/8"
C6FG-4	1/4"	1/4"	6.35	1.00	6.35	15.24	1/4"
C10FG-4	1/4"	1/4"	6.35	1.00	10.00	18.89	1/4"
C19FG-4	1/4"	1/4"	6.35	1.00	19.05	27.94	1/4"
C6FG-6	1/2"	3/8"	9.53	1.00	6.35	15.75	1/2"
C10FG-6	1/2"	3/8"	9.53	1.00	10.00	19.40	1/2"
C19FG-6	1/2"	3/8"	9.53	1.00	19.05	28.45	1/2"
C6FG-8	1/2"	1/2"	12.70	1.24	6.35	15.75	1/2"
C10FG-8	1/2"	1/2"	12.70	1.24	10.00	19.40	1/2"
C19FG-8	1/2"	1/2"	12.70	1.24	19.05	28.45	1/2"
C19FG-12	3/4"	3/4"	19.05	1.65	19.05	34.50	3/4"
C19FG-16	1"	1"	25.40	1.65	19.05	38.60	1"
C6FG-8-4	1/2"	1/4"	6.35	1.00	6.35	15.75	1/2"
C10FG-8-4	1/2"	1/4"	6.35	1.00	10.00	19.40	1/2"
C19FG-8-4	1/2"	1/4"	6.35	1.00	19.05	28.45	1/2"

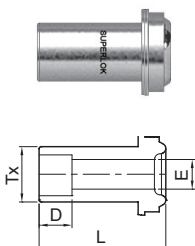
Male Gland

Unit : mm



Part No.	Head Size(in)	Tube OD (D)		T	B	L	ANS(in)
		Size(in)	Size				
C19MG-2	1/8"	1/8"	3.18	0.70	19.05	36.00	1/8"
C6MG-4	1/4"	1/4"	6.35	1.00	6.35	30.48	1/4"
C10MG-4	1/4"	1/4"	6.35	1.00	10.00	34.13	1/4"
C19MG-4	1/4"	1/4"	6.35	1.00	19.05	43.18	1/4"
C6MG-6	1/2"	3/8"	9.53	1.00	6.35	32.77	1/2"
C10MG-6	1/2"	3/8"	9.53	1.00	10.00	36.42	1/2"
C19MG-6	1/2"	3/8"	9.53	1.00	19.05	45.47	1/2"
C16MG-8	1/2"	1/2"	12.70	1.24	6.35	32.77	1/2"
C10MG-8	1/2"	1/2"	12.70	1.24	10.00	36.42	1/2"
C19MG-8	1/2"	1/2"	12.70	1.24	19.05	45.47	1/2"
C19MG-12	3/4"	3/4"	19.05	1.65	19.05	51.56	3/4"
C19MG-16	1"	1"	25.40	1.65	19.05	58.93	1"
C6MG-8-4	1/2"	1/4"	6.35	1.00	6.35	32.77	1/2"
C10MG-8-4	1/2"	1/4"	6.35	1.00	10.00	36.42	1/2"
C19MG-8-4	1/2"	1/4"	6.35	1.00	19.05	45.47	1/2"

ANS : AVAILABLE NUT SIZE

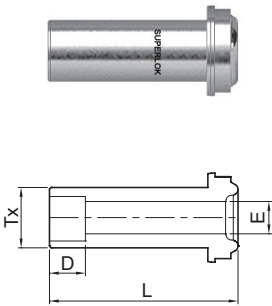


Socket Weld Short Gland

Unit : mm

Part No.	Head Size(in)	Socket Size(in)	D	E	L	Tx
CSSG-4	1/4"	1/4"	7.1	4.6	12.7	8.9

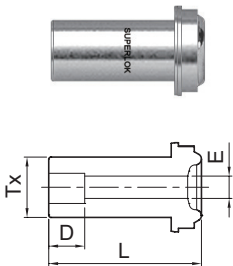
Dimensions are for reference only and are subject to change.



Socket Weld Long Gland

Unit : mm

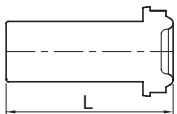
Part No.	Head Size(in)	Socket Size(in)	D	E	L	Tx
CSLG-2	1/8"	1/8"	2.5	2.30	17.8	5.1
CSLG-4	1/4"	1/4"	7.1	4.60	33.3	8.9
CSLG-6	1/2"	3/8"	7.9	7.10	38.1	15.2
CSLG-8	1/2"	1/2"	9.6	10.22	38.1	15.2
CSLG-12	3/4"	3/4"	11.2	15.75	50.8	22.4
CSLG-16	1"	1"	15.7	22.10	56.4	30.2



Reducing Socket Weld Long Gland

Unit : mm

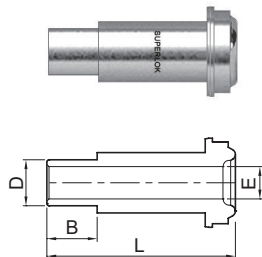
Part No.	Head Size(in)	Socket Size(in)	D	E	L	Tx
CRSLG-2-4	1/4"	1/8"	2.5	2.30	33.3	8.9
CRSLG-4-8	1/2"	1/4"	7.1	4.60	38.1	15.2



Blind Gland

Unit : mm

Part No.	Head Size(in)	L	Part No.	Head Size(in)	L
CBG-2	1/8"	17.8	CBG-12	3/4"	50.8
CBG-4	1/4"	33.3	CBG-16	1"	56.4
CBG-8	1/2"	38.1			

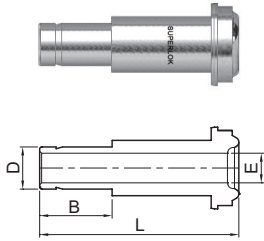


Male Weld Gland

Unit : mm

Part No.	Head Size(in)	Tube OD (D)		E	B	L	ANS(in)
		Size(in)	Size				
CMWG-2	1/8"	1/8"	3.18	1.5	7.1	17.8	1/8"
CMWG-4	1/4"	1/4"	6.35	3.0	10.4	33.3	1/4"
CMWG-6	1/2"	3/8"	9.53	7.1	10.4	38.1	3/8"
CMWG-8	1/2"	1/2"	12.70	10.2	12.7	38.1	1/2"

Dimensions are for reference only and are subject to change.

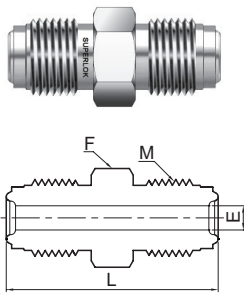


■ Tube Adapter

Unit : mm

Part No.	Head Size(in)	Tube OD (D)		E	B	L	ANS(in)
		Size(in)	Size				
CTA-4	1/4"	1/4"	6.35	4.3	16.2	41.0	1/4"
CTA-6	1/2"	3/8"	9.53	6.8	17.8	46.0	3/8"
CTA-8	1/2"	1/2"	12.70	9.4	24.4	49.3	1/2"

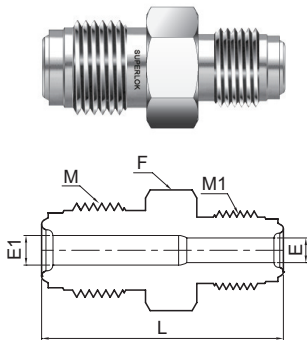
ANS : AVAILABLE NUT SIZE



■ Double Male Union

Unit : mm

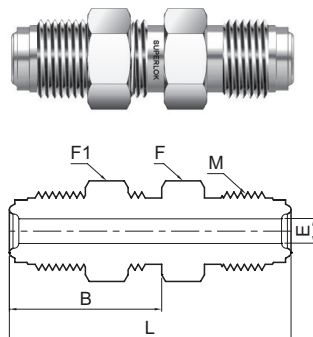
Part No.	Head Size(in)	E	L	F HEX	M
CMU-2	1/8"	2.30	28.70	9.52	5/16-24UNF
CMU-4	1/4"	4.35	39.37	15.88	9/16-18UNF
CMU-8	1/2"	10.22	46.74	23.81	7/8-14UNF
CMU-12	3/4"	15.75	61.98	33.34	1 1/4-18UNEF
CMU-16	1"	22.10	65.79	41.28	1 1/2-20UN



■ Double Male Reducing Union

Unit : mm

Part No.	Head Size(in)	Head Size(in)	E	E1	F HEX	L	M	M1
CMRU-4-2	1/4"	1/8"	2.30	4.35	15.88	34.8	9/16-18UNF	5/16-24UNF
CMRU-8-4	1/2"	1/4"	4.35	10.22	23.81	43.4	7/8-14UNF	9/16-18UNF

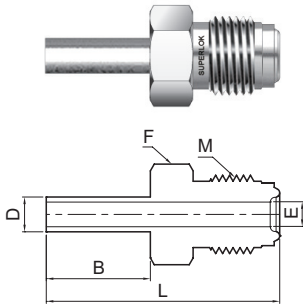


■ Bulkhead Union

Unit : mm

Part No.	Head Size(in)	E	B	L	F HEX	F1 HEX	M
CBHU-4	1/4"	4.35	33.00	56.60	19.05	19.05	9/16-18UNF
CBHU-8	1/2"	10.22	37.60	65.25	26.90	26.90	7/8-14UNF
CBHU-12	3/4"	15.75	43.40	79.00	38.10	38.10	1 1/4-18UNEF
CBHU-16	1"	22.10	47.10	86.00	44.40	44.40	1 1/2-20UN

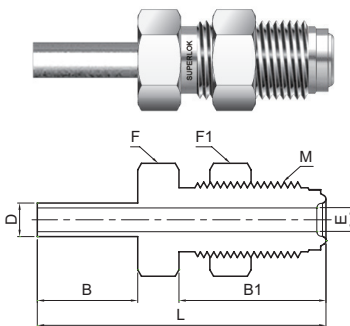
Dimensions are for reference only and are subject to change.



■ Tube Butt Weld Connector

Unit : mm

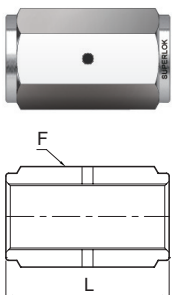
Part No.	Head Size(in)	Tube OD (D)		B	E	L	F1 HEX	M
		Size(in)	Size					
CTC-4	1/4"	1/4"	6.35	19.05	4.35	42.65	15.88	9/16-18UNF
CTC-6	1/2"	3/8"	9.53	19.05	10.22	46.70	23.81	7/8-14UNF
CTC-8	1/2"	1/2"	12.70	19.05	10.22	46.70	23.81	7/8-14UNF
CTC-12	3/4"	3/4"	19.05	19.05	15.75	55.55	33.34	1 1/4-18UNEF



■ Tube Butt Weld Bulkhead Connector

Unit : mm

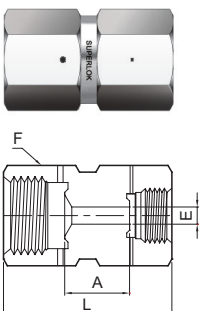
Part No.	Head Size(in)	Tube OD (D)		E	B	B1	L	F HEX	F1 HEX	M
		Size(in)	Size							
CTBHC-4	1/4"	1/4"	6.35	4.35	19.05	33.00	59.85	19.05	19.05	9/16-18UNF
CTBHC-8	1/2"	1/2"	12.70	10.22	19.05	37.60	65.25	26.90	26.90	7/8-14UNF
CTBHC-12	3/4"	3/4"	19.05	15.75	19.05	43.25	71.30	38.10	38.10	1 1/4-18UNEF



■ Coupling

Unit : mm

Part No.	Head Size(in)	F HEX	L	Part No.	Head Size(in)	F HEX	L
CCG-2	1/8"	11.11	16.8	CCG-12	3/4"	38.10	42.7
CCG-4	1/4"	19.05	30.2	CCG-16	1"	44.45	51.8
CCG-8	1/2"	26.98	33.3				

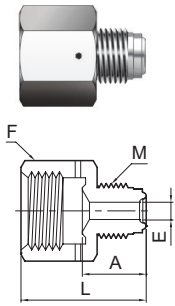


■ Double Female Reducing Union

Unit : mm

Part No.	Head Size(in)	Head Size(in)	E	F HEX	A	L
CFRU-8-4	1/2"	1/4"	6.4	26.98	8.9	35.8

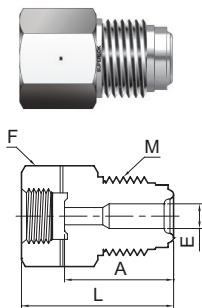
Dimensions are for reference only and are subject to change.



■ Reducing Adapter

Unit : mm

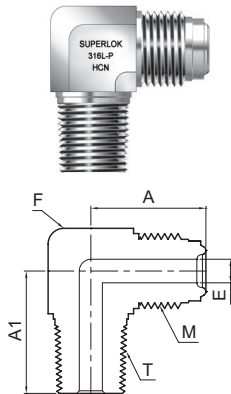
Part No.	Head Size(in)	Head Size(in)	E	F HEX	A	L	M
CRA-2-4	1/8"	1/4"	2.3	19.05	17.5	30.2	5/16-24UNF
CRA-4-8	1/4"	1/2"	4.6	26.98	21.6	35.8	9/16-18UNF



■ Reducing Bushing

Unit : mm

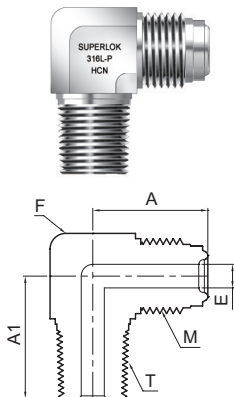
Part No.	Head Size(in)	Head Size(in)	E	F HEX	A	L	M
CRB-4-2	1/4"	1/8"	3.3	19.05	19.3	26.9	9/16-18UNF
CRB-8-4	1/2"	1/4"	6.4	23.81	23.1	35.8	7/8-14UNF



■ Male Elbow (NPT)

Unit : mm

Part No.	Head Size(in)	T (NPT)	E	A	A1	F Body	M
CME-4-4N	1/4"	1/4"	4.35	27.18	27.18	15.9	9/16-18UNF
CME-8-6N	1/2"	3/8"	10.22	36.83	32.00	23.8	7/8-14UNF
CME-8-8N	1/2"	1/2"	10.22	36.83	36.83	23.8	7/8-14UNF
CME-12-12N	3/4"	3/4"	15.75	48.80	43.50	33.3	1 1/4-18UNEF

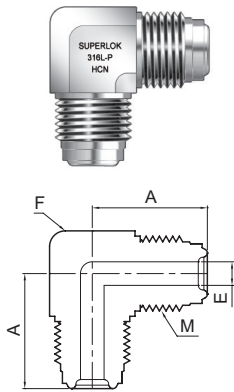


■ Male Elbow (PT)

Unit : mm

Part No.	Head Size(in)	T (PT)	E	A	A1	F Body	M
CME-4-4R	1/4"	1/4"	4.35	27.18	27.18	15.9	9/16-18UNF
CME-8-6R	1/2"	3/8"	10.22	36.83	32.00	23.8	7/8-14UNF
CME-8-8R	1/2"	1/2"	10.22	36.83	36.83	23.8	7/8-14UNF
CME-12-12R	3/4"	3/4"	15.75	48.80	43.50	33.3	1 1/4-18UNEF

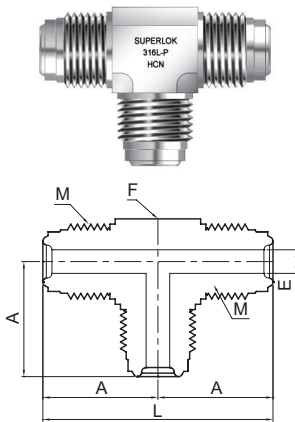
Dimensions are for reference only and are subject to change.



■ Union Elbow

Unit : mm

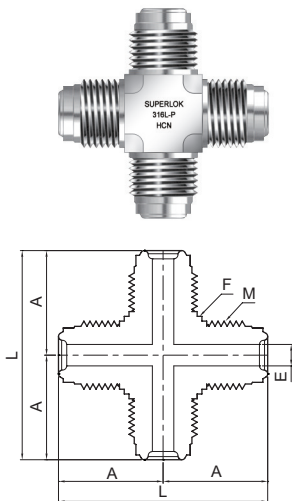
Part No.	Head Size(in)	E	A	F Body	M
CUE-4	1/4"	4.35	27.18	15.9	9-16-18UNF
CUE-8	1/2"	10.22	36.83	23.8	7/8-14UNF
CUE-12	3/4"	15.75	48.77	33.3	1 1/4-18UNEF
CUE-16	1"	22.10	50.80	42.2	1 1/2-20UN



■ Union Tee

Unit : mm

Part No.	Head Size(in)	E	A	L	F Body	M
CUT-4	1/4"	4.35	27.18	54.36	15.9	9/16-18UNF
CUT-8	1/2"	10.22	36.83	73.66	23.8	7/8-14UNF
CUT-12	3/4"	15.75	48.77	97.54	33.3	1 1/4-18UNEF
CUT-16	1"	22.10	50.80	101.60	42.2	1 1/2-20UN

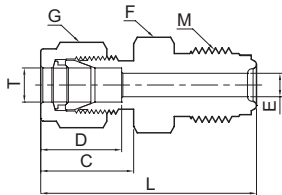



■ Union Cross

Unit : mm

Part No.	Head Size(in)	E	A	L	F Body	M
CUC-4	1/4"	4.35	27.18	54.36	15.9	9/16-18UNF
CUC-8	1/2"	10.22	36.83	73.66	23.8	7/8-14UNF
CUC-12	3/4"	15.75	48.77	97.54	33.3	1 1/4-18UNEF
CUC-16	1"	22.10	50.80	101.60	42.2	1 1/2-20UN

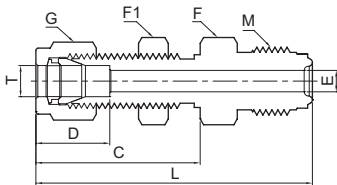

Dimensions are for reference only and are subject to change.



■ SUPERLOK Tube Fitting Connector

Unit : mm

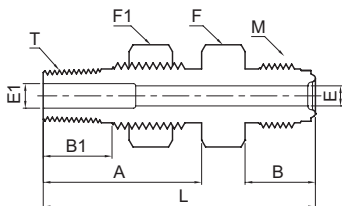
Part No.	Head Size(in)	Tube Size(in)	C	D	E	F HEX	G HEX	L	T(in)	M
CSC-2-4	1/4"	1/8"	15.20	12.70	4.35	15.90	11.11	38.9	1/8"	9/16-18UNF
CSC-4-4	1/4"	1/4"	17.80	15.20	4.35	15.90	14.29	41.1	1/4"	9/16-18UNF
CSC-6-8	1/2"	3/8"	19.30	16.80	10.22	23.81	17.46	46.7	3/8"	7/8-14UNF
CSC-8-8	1/2"	1/2"	21.80	22.90	10.22	23.81	22.23	49.5	1/2"	7/8-14UNF



■ SUPERLOK Tube Fitting Bulkhead Connector

Unit : mm

Part No.	Head Size(in)	Tube Size(in)	C	D	E	F HEX	F1 HEX	G HEX	L	T(in)	M
CBHSC-4	1/4"	1/4"	33.5	15.20	4.60	15.87	15.87	14.28	57.2	1/4"	9/16-18UNF
CBHSC-6	1/2"	3/8"	36.8	16.80	7.10	23.81	19.05	17.46	64.5	3/8"	7/8-14UNF
CBHSC-8	1/2"	1/2"	41.9	22.90	10.22	23.81	23.81	22.22	69.5	1/2"	7/8-14UNF



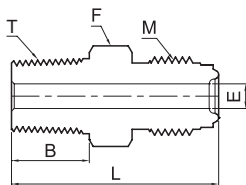
■ Bulkhead Male Connector (NPT)

Unit : mm

Part No.	Head Size (in)	T (NPT)	B	B1	E	E1	F HEX	F1 HEX	A	L	M
CBHMC-4-4N	1/4"	1/4"	15.7	14.2	4.60	7.1	20.63	20.63	31.5	56.1	9/16-18UNF
CBHMC-8-4N	1/2"	1/4"	19.1	14.2	10.22	7.1	23.81	20.63	31.5	59.4	7/8-14UNF

■ Male Connector (PT)

Unit : mm

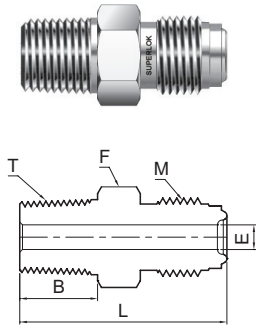


Part No.	Head Size(in)	T (PT)	E	B	L	F HEX	M
CMC-2-2R	1/8"	1/8"	2.30	9.60	27.20	11.11	5/16-24UNF
CMC-4-2R	1/4"	1/8"	4.35	9.60	33.30	15.90	9/16-18UNF
CMC-4-4R	1/4"	1/4"	4.35	14.22	37.84	15.90	9/16-18UNF
CMC-8-4R	1/2"	1/4"	10.22	14.22	41.87	23.80	7/8-14UNF
CMC-8-6R	1/2"	3/8"	7.44	14.22	41.87	23.80	7/8-14UNF
CMC-8-8R	1/2"	1/2"	10.22	19.05	46.74	23.80	7/8-14UNF
CMC-12-12R	3/4"	3/4"	15.75	19.05	55.63	33.30	1 1/4-18UNEF
CMC-16-16R	1"	1"	22.10	23.88	62.74	42.20	1 1/2-20UN

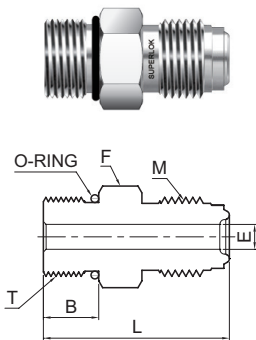
Dimensions are for reference only and are subject to change.

Male Connector (NPT)

Unit : mm



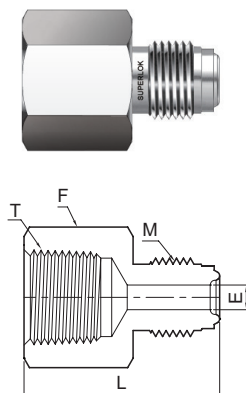
Part No.	Head Size(in)	T (NPT)	E	B	L	F HEX	M
CMC-2-2N	1/8"	1/8"	2.30	9.60	27.20	11.11	5/16-24UNF
CMC-4-2N	1/4"	1/8"	4.35	9.60	33.30	15.90	9/16-18UNF
CMC-4-4N	1/4"	1/4"	4.35	14.22	37.84	15.90	9/16-18UNF
CMC-8-4N	1/2"	1/4"	10.22	14.22	41.87	23.80	7/8-14UNF
CMC-8-6N	1/2"	3/8"	7.44	14.22	41.87	23.80	7/8-14UNF
CMC-8-8N	1/2"	1/2"	10.22	19.05	46.74	23.80	7/8-14UNF
CMC-12-12N	3/4"	3/4"	15.75	19.05	55.63	33.30	1 1/4-18UNEF
CMC-16-16N	1"	1"	22.10	23.88	62.74	42.20	1 1/2-20UN



Male Connector (ST)

Unit : mm

Part No.	Head Size(in)	T (ST)	E	B	L	F HEX	M
CMC-4-6U	1/4"	9/16-18UNF	4.35	9.90	33.80	19.05	9/16-18UNF
CMC-8-10U	1/2"	7/8-14UNF	10.22	12.70	42.20	25.40	7/8-14UNF
CMC-8-6U	1/2"	9/16-18UNF	10.22	9.90	37.60	23.80	7/8-14UNF
CMC-12-14U	3/4"	1 3/16-12UNF	15.75	15.00	51.50	34.90	1 1/4-18UNEF

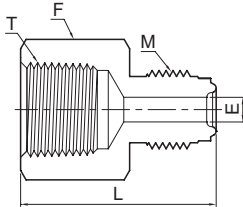



Female Connector (PT)

Unit : mm

Part No.	Head Size(in)	T (PT)	E	L	F HEX	M
CFC-2-2R	1/8"	1/8"	2.30	30.20	14.28	5/16-24UNF
CFC-4-2R	1/4"	1/8"	4.35	35.80	15.90	9/16-18UNF
CFC-4-4R	1/4"	1/4"	4.35	39.10	19.05	9/16-18UNF
CFC-8-6R	1/2"	3/8"	7.44	44.70	23.81	7/8-14UNF
CFC-8-8R	1/2"	1/2"	10.22	50.50	26.98	7/8-14UNF
CFC-12-12R	3/4"	3/4"	15.75	59.90	33.33	1 1/4-18UNEF
CFC-16-16R	1"	1"	22.10	63.80	41.27	1 1/2-20UN

Dimensions are for reference only and are subject to change.

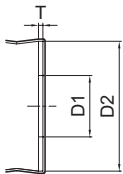


■ Female Connector (NPT)

Unit : mm

Part No.	Head Size(in)	T (NPT)	E	L	F HEX	M
CFC-2-2N	1/8"	1/8"	2.30	30.20	14.28	5/16-24UNF
CFC-4-2N	1/4"	1/8"	4.35	35.80	15.90	9/16-18UNF
CFC-4-4N	1/4"	1/4"	4.35	39.10	19.05	9/16-18UNF
CFC-8-6N	1/2"	3/8"	7.44	44.70	23.81	7/8-14UNF
CFC-8-8N	1/2"	1/2"	10.22	50.50	26.98	7/8-14UNF
CFC-12-12N	3/4"	3/4"	15.75	59.90	33.33	1 1/4-18UNEF
CFC-16-16N	1"	1"	22.10	63.80	41.27	1 1/2-20UN

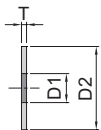
GASKETS



■ Gasket Retainer Assembly

Unit : mm

Part No.	Head Size(in)	T	D1	D2
CGR-4	1/4"	0.80	5.6	11.85
CGR-8	1/2"	0.80	11.2	19.27
CGR-12	3/4"	0.80	16.7	27.90
CGR-16	1"	0.80	22.6	34.20

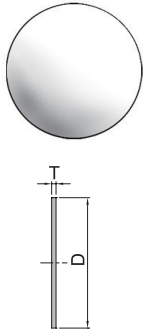


■ Gasket

Unit : mm

Part No.	Head Size(in)	T	D1	D2
CGT-2	1/8"	0.80	2.30	6.60
CGT-4	1/4"	0.80	5.60	12.70
CGT-8	1/2"	0.80	11.20	19.80
CGT-12	3/4"	0.80	16.70	29.00
CGT-16	1"	0.80	22.60	35.80

Dimensions are for reference only and are subject to change.

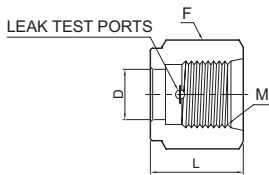


Blind Gasket

Unit : mm

Part No.	Head Size(in)	T	D
CBG-4	1/4"	0.80	11.90
CBG-8	1/2"	0.80	19.80
CBG-12	3/4"	0.80	28.90
CBG-16	1"	0.80	35.50

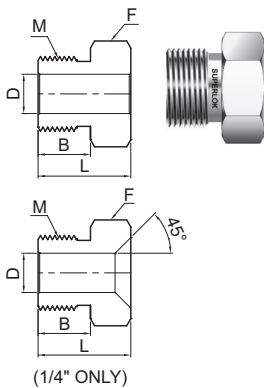
NUTS, CAPS AND PLUGS



Female Nut

Unit : mm

Part No.	Head Size(in)	L	D	F Hex	M
CFN-2	1/8"	13.50	5.30	11.11	5/16-24UNF
CFN-4	1/4"	20.50	9.10	19.05	9/16-18UNF
CFN-8	1/2"	22.30	15.50	26.99	7/8-14UNF
CFN-12	3/4"	28.40	22.60	38.10	1 1/4-18UNEF
CFN-16	1"	34.00	30.50	44.45	1 1/2-20UN



Male Nut

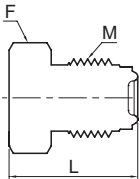
Unit : mm

Part No.	Head Size(in)	L	B	D	F Hex	M
CMN-2	1/8"	12.70	8.20	5.30	9.52	5/16-24UNF
CMN-4	1/4"	18.00	11.00	9.10	15.88	9/16-18UNF
CMNS-4	1/4"	13.70	11.00	9.10	15.88	9/16-18UNF
CMN-8	1/2"	20.50	12.70	15.50	23.81	7/8-14UNF
CMN-12	3/4"	25.40	16.00	22.60	33.34	1 1/4-18UNEF
CMN-16	1"	30.20	20.00	30.50	41.28	1 1/2-20UN

*CMNS-4 : Short Male Nut 1/4" Only

Dimensions are for reference only and are subject to change.

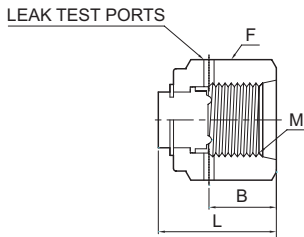
FACE SEAL FITTINGS



■ Plug

Unit : mm

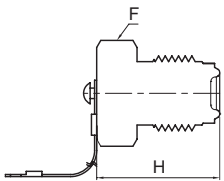

Part No.	Head Size(in)	L	F Hex	M
CPG-2	1/8"	17.30	9.52	5/16-24UNF
CPG-4	1/4"	23.37	15.88	9/16-18UNF
CPG-8	1/2"	27.43	23.81	7/8-14UNF
CPG-12	3/4"	36.32	33.34	1 1/4-18UNEF
CPG-16	1"	38.61	41.28	1 1/2-20UN



■ Cap

Unit : mm

Part No.	Head Size(in)	L	B	F Hex	M
CCP-2	1/8"	16.00	7.60	11.11	5/16-24UNF
CCP-4	1/4"	24.20	11.18	19.05	9/16-18UNF
CCP-8	1/2"	25.50	11.43	26.99	7/8-14UNF
CCP-12	3/4"	32.77	13.72	38.10	1 1/4-18UNEF
CCP-16	1"	39.12	16.00	44.45	1 1/2-20UN

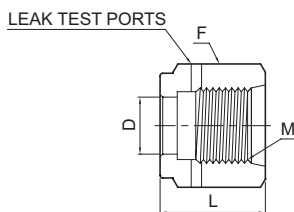


■ Plug (Cable Type)

Unit : mm

Part No.	Head Size(in)	F Hex	H	Cable Length
CPGC-4	1/4"	15.88	23.37	260
CPGC-8	1/2"	23.81	27.43	260

HIGH - FLOW CONNECTION - "H" TYPE

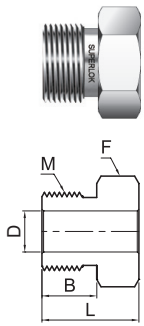


■ High Flow Female Nut

Unit : mm

Part No.	Head Size(in)	L	D	F HEX	M
CHFN-4	1/4"	20.57	9.90	19.05	9/16-18UNF

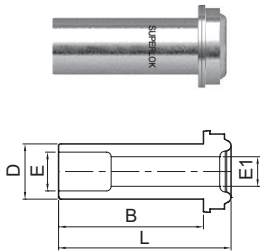
Dimensions are for reference only and are subject to change.



High Flow Male Nut

Unit : mm

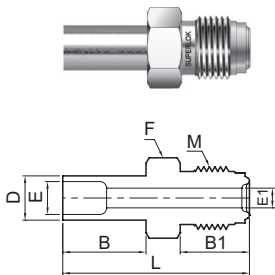
Part No.	Head Size(in)	B	L	D	F HEX	M
CHMN-4	1/4"	11.00	18.03	9.90	15.88	9/16-18UNF



High Flow Long Gland

Unit : mm

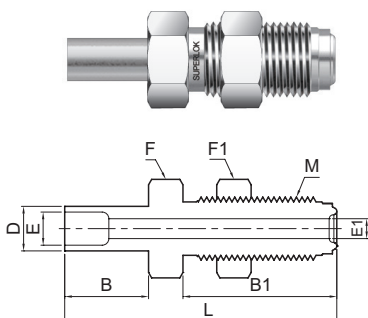
Part No.	Head Size(in)	Tube OD (D)		B	L	E	E1
		Size(in)	Size				
CHLG-4-6	1/4"	3/8"	9.53	28.40	33.20	7.50	6.28



High Flow Tube Butt Weld Connector

Unit : mm

Part No.	Head Size(in)	Tube OD (D)		E	E1	B	B1	L	F HEX	M
		Size(in)	Size							
CHTC-4-6	1/4"	3/8"	9.53	7.50	6.35	19.05	15.80	42.75	15.88	9/16-18UNF



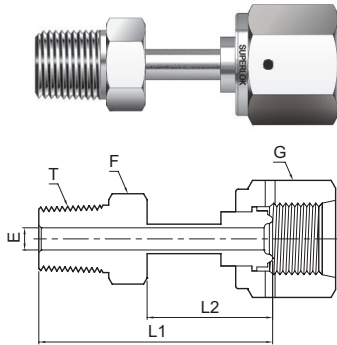
High Flow Tube Butt Weld Bulkhead Connector

Unit : mm

Part No.	Head Size(in)	Tube OD (D)		B	B1	E	E1	L	F HEX	F1 HEX	M
		Size(in)	Size								
CHBHC-4-6	1/4"	3/8"	9.53	19.05	33.00	7.50	6.35	59.85	19.05	19.05	9/16-18UNF

Dimensions are for reference only and are subject to change.

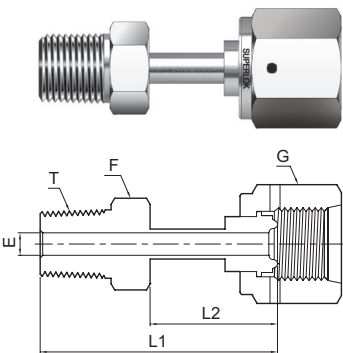
WELDED ASSEMBLIES



Welded Male Connector (PT)

Unit : mm

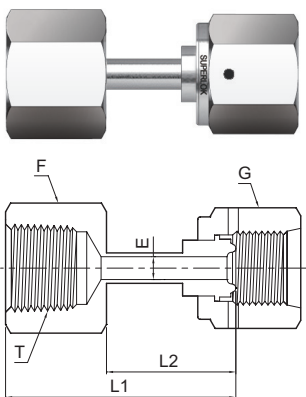
Part No.	Head Size(in)	T (PT)	E	L	L1	F HEX	G HEX
CWMC-4-2R	1/4"	1/8"	4.35	40.10	24.10	11.11	19.05
CWMC-4-4R	1/4"	1/4"	4.35	45.50	23.40	14.29	19.05
CWMC-8-6R	1/2"	3/8"	7.44	48.00	25.40	17.46	26.99
CWMC-8-8R	1/2"	1/2"	10.22	53.10	25.60	22.23	26.99



Welded Male Connector (NPT)

Unit : mm

Part No.	Head Size(in)	T (NPT)	E	L	L1	F HEX	G HEX
CWMC-4-2N	1/4"	1/8"	4.35	40.10	24.10	11.11	19.05
CWMC-4-4N	1/4"	1/4"	4.35	45.50	23.40	14.29	19.05
CWMC-8-6N	1/2"	3/8"	7.44	48.00	25.40	17.46	26.99
CWMC-8-8N	1/2"	1/2"	10.22	53.10	25.60	22.23	26.99

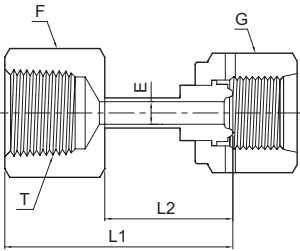



Welded Female Connector (PT)

Unit : mm

Part No.	Head Size(in)	T (PT)	E	L	L1	F HEX	G HEX
CWFC-4-4R	1/4"	1/4"	4.35	45.00	23.40	19.05	19.05
CWFC-8-6R	1/2"	3/8"	7.44	49.50	26.90	22.23	26.99
CWFC-8-8R	1/2"	1/2"	10.22	55.40	26.40	26.99	26.99

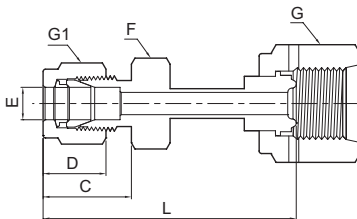

Dimensions are for reference only and are subject to change.



Welded Female Connector (NPT)

Unit : mm

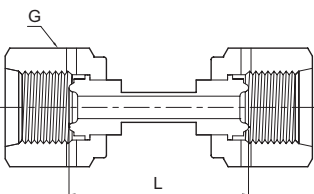
Part No.	Head Size(in)	T (NPT)	E	L	L1	F HEX	G HEX
CWFC-4-4N	1/4"	1/4"	4.35	45.00	23.40	19.05	19.05
CWFC-8-6N	1/2"	3/8"	7.44	49.50	26.90	22.23	26.99
CWFC-8-8N	1/2"	1/2"	10.22	55.40	26.40	26.99	26.99



Welded Lok Connector

Unit : mm

Part No.	Head Size(in)	Tube Size(in)	C	D	E	L	F HEX	G HEX	G1 HEX
CWSC-4	1/4"	1/4"	17.78	15.24	4.35	49.28	12.70	19.00	17.00
CWSC-4-6	1/4"	3/8"	19.30	16.76	7.44	50.04	15.88	19.00	19.00
CWSC-8	1/2"	1/2"	21.84	22.86	10.22	56.64	20.64	26.00	19.00



Welded Female Union

Unit : mm

Part No.	Head Size(in)	L	G HEX
CWFU-4	1/4"	43.40	19.05
CWFU-8	1/2"	46.70	26.99

Dimensions are for reference only and are subject to change.

Valve Series

- Key Operation Ball Valves
- Key Operation Needle Valves
- Ball Valves
- Integral Bonnet Needle Valves
- Union Bonnet Needle Valves
- Check Valves
- High Pressure Check Valves
- High Pressure Needle Valves
- Plug Valves
- Manifold Valves
- Vacuum Clamps
- Water Regulators
- Flexible Hoses
- Double Block & Bleed Valves
- Swing-Out Ball Valves
- Toggle Valves
- Bleed & Purge Valves
- Quick Connectors
- High Pressure Ball Valves
- Hydraulic Ball Valves
- Trunnion Ball Valves
- Rising Plug Valves
- Relief Valves
- Cryogenic Needle Valves
- Cryogenic Ball Valves
- Micron in-Line Filters
- Gauge Root Valves
- Hydraulic Flange and Components

Fitting Series

Tube Fittings (Compression Type)

Instrument Thread Fittings

Forged Fittings

Bite Type Tube Fittings (DIN2353)

Bite Type Tube Fittings (JIS B2351)


37 Flared Tube Fittings (SAE J514)

O-Ring Face Seal Fittings

Hose Connectors & Push-On Hose Fittings

Electric

MCPD(Molded Case Power Distributor)



BMT Co., Ltd.

21-1 Bukjeong-dong Yangsan

Gyeongsangnam-do Korea

Tel. 82-55-783-1000

Fax. 82-55-783-1111

superlok@superlok.com

경상남도 양산시 북정동 21-1

전화 : 055-783-1000

팩스 : 055-783-1111

superlok@superlok.com

www.superlok.com