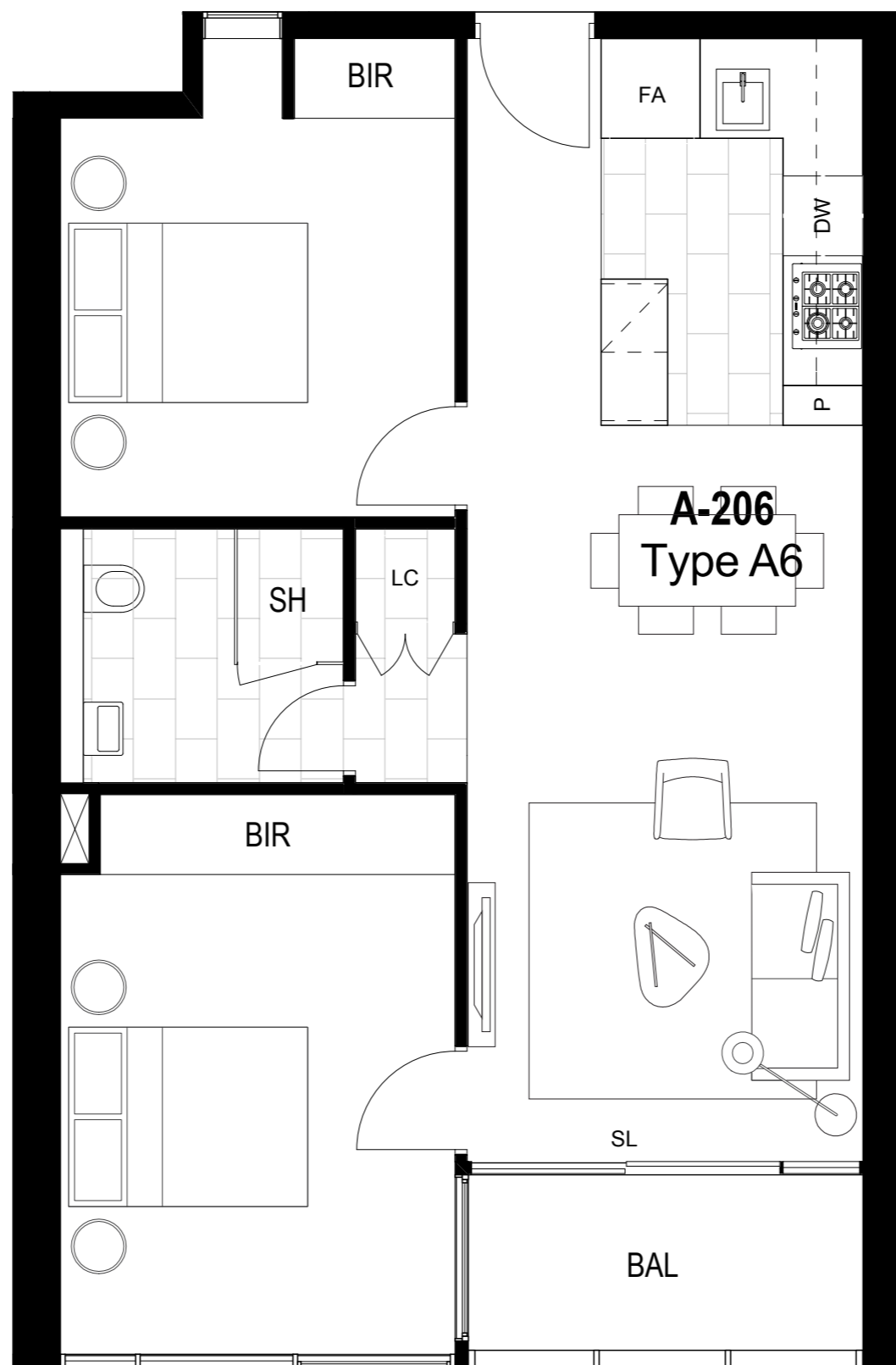


# PRECINCT

INTERNAL 60.03m<sup>2</sup>  
 EXTERNAL 4.39m<sup>2</sup>  
 TOTAL AREA 64.42m<sup>2</sup>

COLOUR SCHEME  
 LIGHT



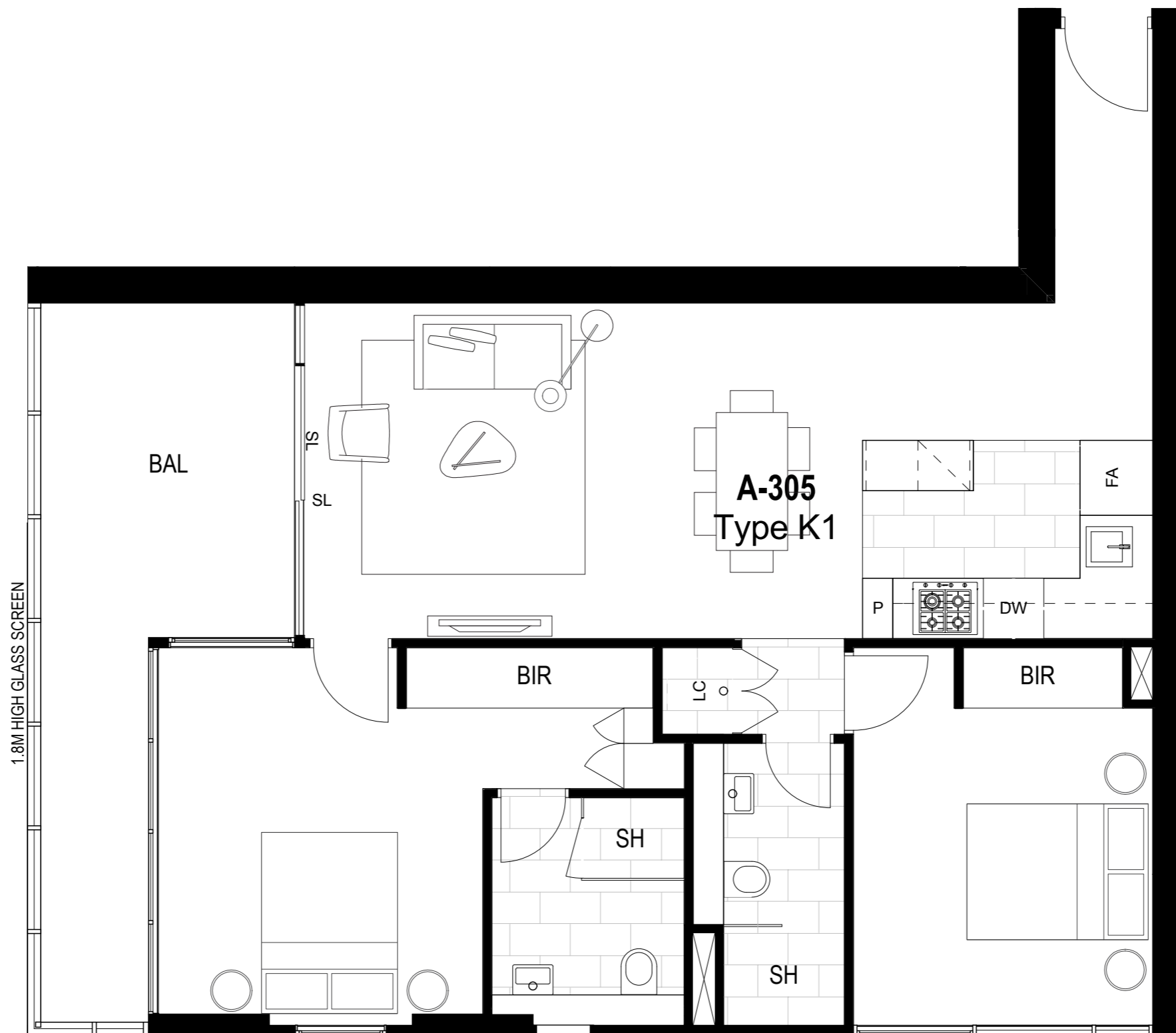
LEGEND

- SL SLIDING DOOR
- FA FRIDGE ALCOVE
- DW DISHWASHER
- P PANTRY
- LC LAUNDRY CLOSET
- BIR BUILT IN ROBES
- SH SHOWER
- BAL BALCONY
- HL HIGHLIGHT WINDOW

PLEASE NOTE: Dimensions and areas are approximate and are subject to change without notice. Internal measurements are taken from centreline of party walls, external face of corridors and the external face of the outside walls. Prospective purchasers must rely on their own enquiries and should refer to Annexure 4 (Drawings and Specifications) of the Contract of Sale. Loose furniture, whitegoods and planters are not included. The type of floor finishes and the area to which floor finishes are applied may vary.

INTERNAL 74.8m<sup>2</sup>  
 EXTERNAL 13.65m<sup>2</sup>  
 TOTAL AREA 88.45m<sup>2</sup>

COLOUR SCHEME  
 LIGHT

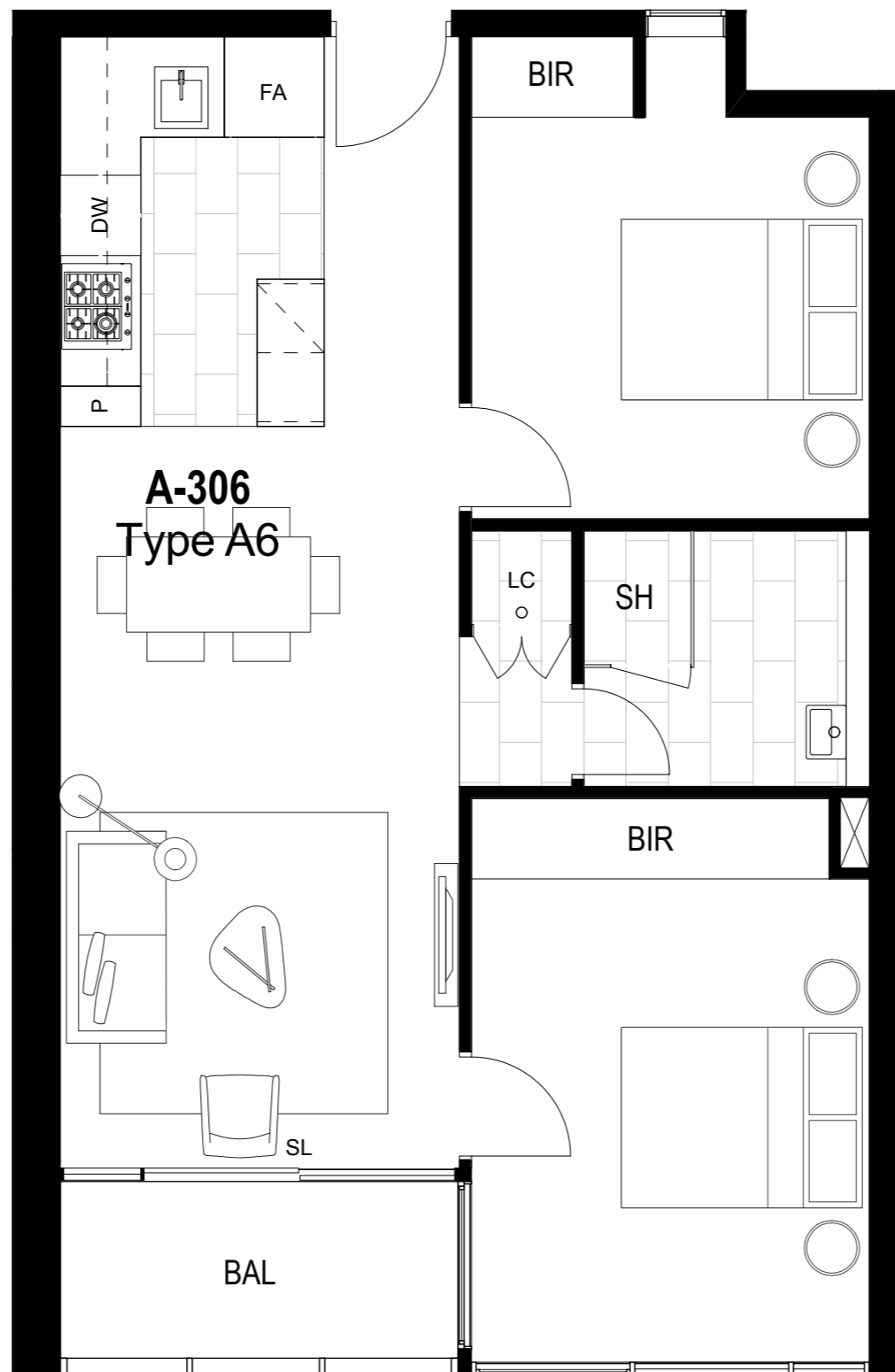


LEGEND

- SL SLIDING DOOR
- FA FRIDGE ALCOVE
- DW DISHWASHER
- P PANTRY
- LC LAUNDRY CLOSET
- BIR BUILT IN ROBES
- SH SHOWER
- BAL BALCONY
- HL HIGHLIGHT WINDOW

PLEASE NOTE: Dimensions and areas are approximate and are subject to change without notice. Internal measurements are taken from centreline of party walls, external face of corridors and the external face of the outside walls. Prospective purchasers must rely on their own enquiries and should refer to Annexure 4 (Drawings and Specifications) of the Contract of Sale. Loose furniture, whitegoods and planters are not included. The type of floor finishes and the area to which floor finishes are applied may vary.

INTERNAL 60m<sup>2</sup>  
 EXTERNAL 4.39m<sup>2</sup>  
 TOTAL AREA 64.39m<sup>2</sup>



COLOUR SCHEME  
 LIGHT

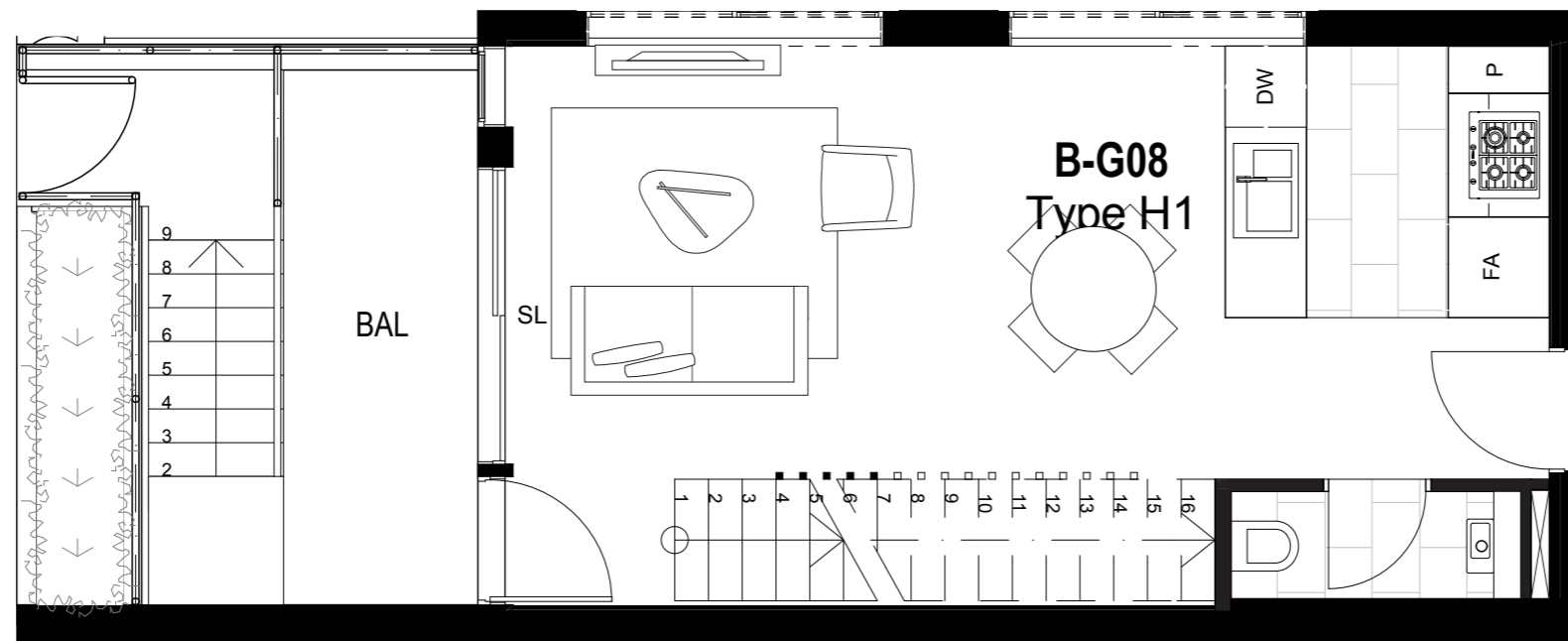
LEGEND

- SL SLIDING DOOR
- FA FRIDGE ALCOVE
- DW DISHWASHER
- P PANTRY
- LC LAUNDRY CLOSET
- BIR BUILT IN ROBES
- SH SHOWER
- BAL BALCONY
- HL HIGHLIGHT WINDOW

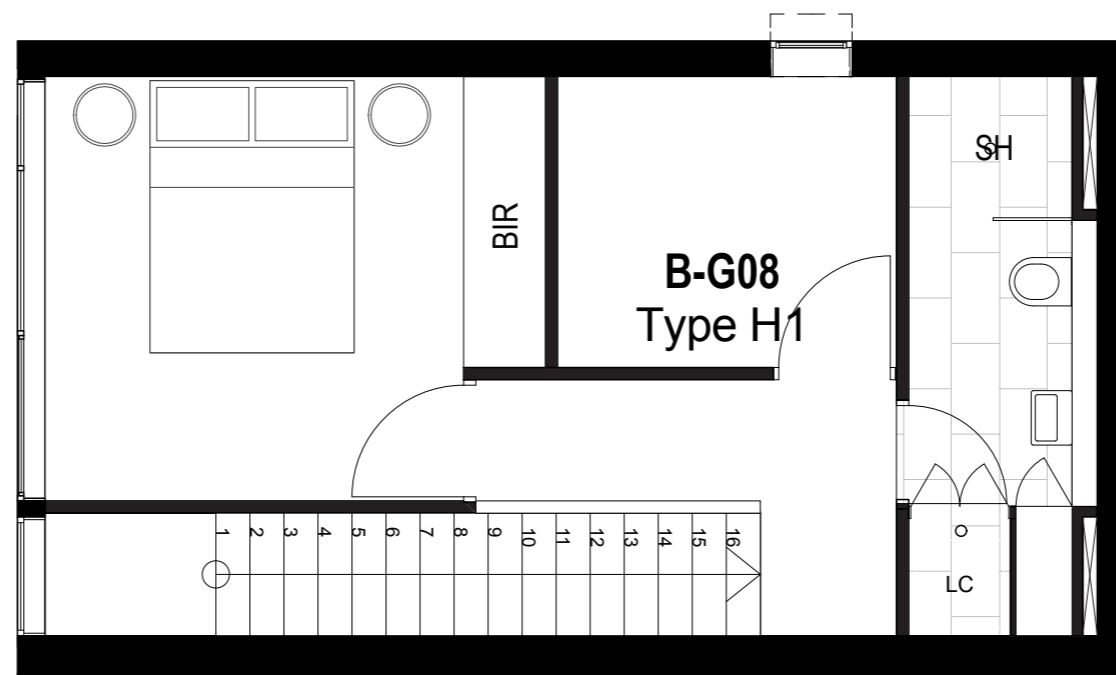
PLEASE NOTE: Dimensions and areas are approximate and are subject to change without notice. Internal measurements are taken from centreline of party walls, external face of corridors and the external face of the outside walls. Prospective purchasers must rely on their own enquiries and should refer to Annexure 4 (Drawings and Specifications) of the Contract of Sale. Loose furniture, whitegoods and planters are not included. The type of floor finishes and the area to which floor finishes are applied may vary.

INTERNAL 74.12m<sup>2</sup>  
 EXTERNAL 15.46m<sup>2</sup>  
 TOTAL AREA 89.58m<sup>2</sup>

COLOUR SCHEME  
 LIGHT



**LOWER LEVEL**  
 (Ground Level)



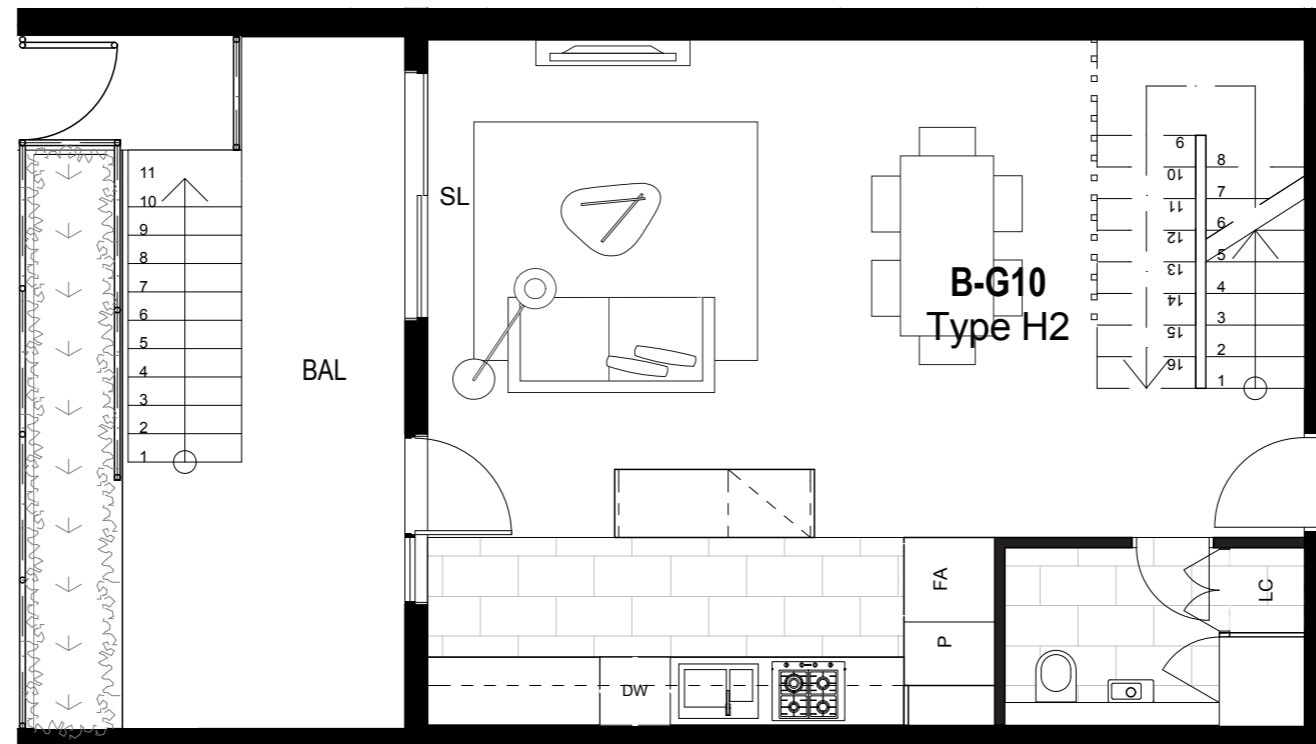
**UPPER LEVEL**  
 (Level 01)

**LEGEND**

- SL SLIDING DOOR
- FA FRIDGE ALCOVE
- DW DISHWASHER
- P PANTRY
- LC LAUNDRY CLOSET
- BIR BUILT IN ROBES
- SH SHOWER
- BAL BALCONY
- HL HIGHLIGHT WINDOW

PLEASE NOTE: Dimensions and areas are approximate and are subject to change without notice. Internal measurements are taken from centreline of party walls, external face of corridors and the external face of the outside walls. Prospective purchasers must rely on their own enquiries and should refer to Annexure 4 (Drawings and Specifications) of the Contract of Sale. Loose furniture, whitegoods and planters are not included. The type of floor finishes and the area to which floor finishes are applied may vary.

INTERNAL 104.45m<sup>2</sup>  
 EXTERNAL 21.85m<sup>2</sup>  
 TOTAL AREA 126.3m<sup>2</sup>



LOWER LEVEL  
 (Ground Level)



UPPER LEVEL  
 (Level 01)

COLOUR SCHEME  
 DARK

REVERSE CYCLE  
 AIR CONDITIONING  
 TO LIVING ROOM

(CONDENSER ON BALCONY)

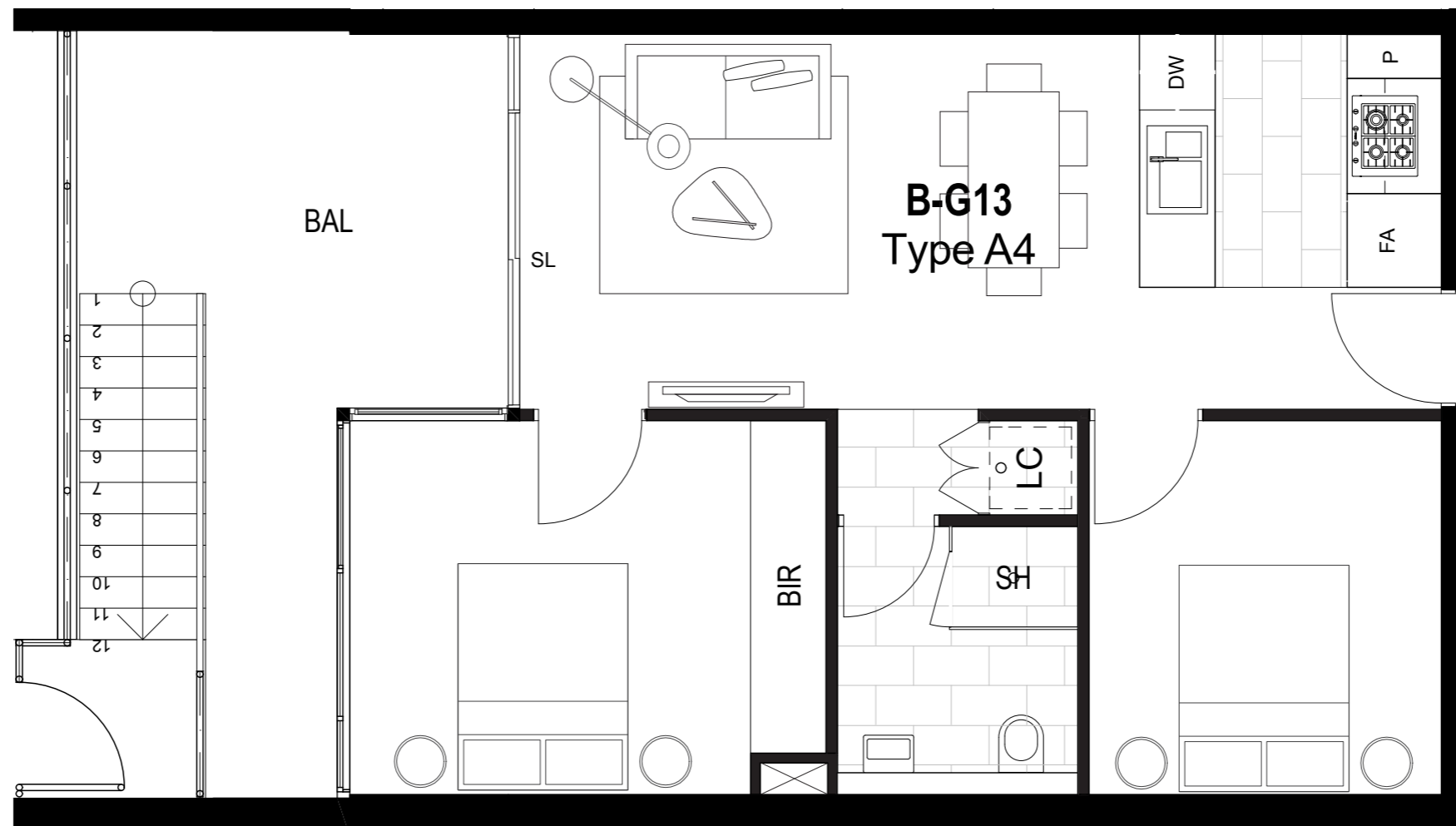
LEGEND

- SL SLIDING DOOR
- FA FRIDGE ALCOVE
- DW DISHWASHER
- P PANTRY
- LC LAUNDRY CLOSET
- BIR BUILT IN ROBES
- SH SHOWER
- BAL BALCONY
- HL HIGHLIGHT WINDOW

PLEASE NOTE: Dimensions and areas are approximate and are subject to change without notice. Internal measurements are taken from centreline of party walls, external face of corridors and the external face of the outside walls. Prospective purchasers must rely on their own enquiries and should refer to Annexure 4 (Drawings and Specifications) of the Contract of Sale. Loose furniture, whitegoods and planters are not included. The type of floor finishes and the area to which floor finishes are applied may vary.

INTERNAL 53.72m<sup>2</sup>  
 EXTERNAL 18.68m<sup>2</sup>  
 TOTAL AREA 72.4m<sup>2</sup>

COLOUR SCHEME  
 LIGHT  
 REVERSE CYCLE  
 AIR CONDITIONING  
 TO LIVING ROOM  
 (CONDENSER ON BALCONY)



LEGEND

- SL SLIDING DOOR
- FA FRIDGE ALCOVE
- DW DISHWASHER
- P PANTRY
- LC LAUNDRY CLOSET
- BIR BUILT IN ROBES
- SH SHOWER
- BAL BALCONY
- HL HIGHLIGHT WINDOW

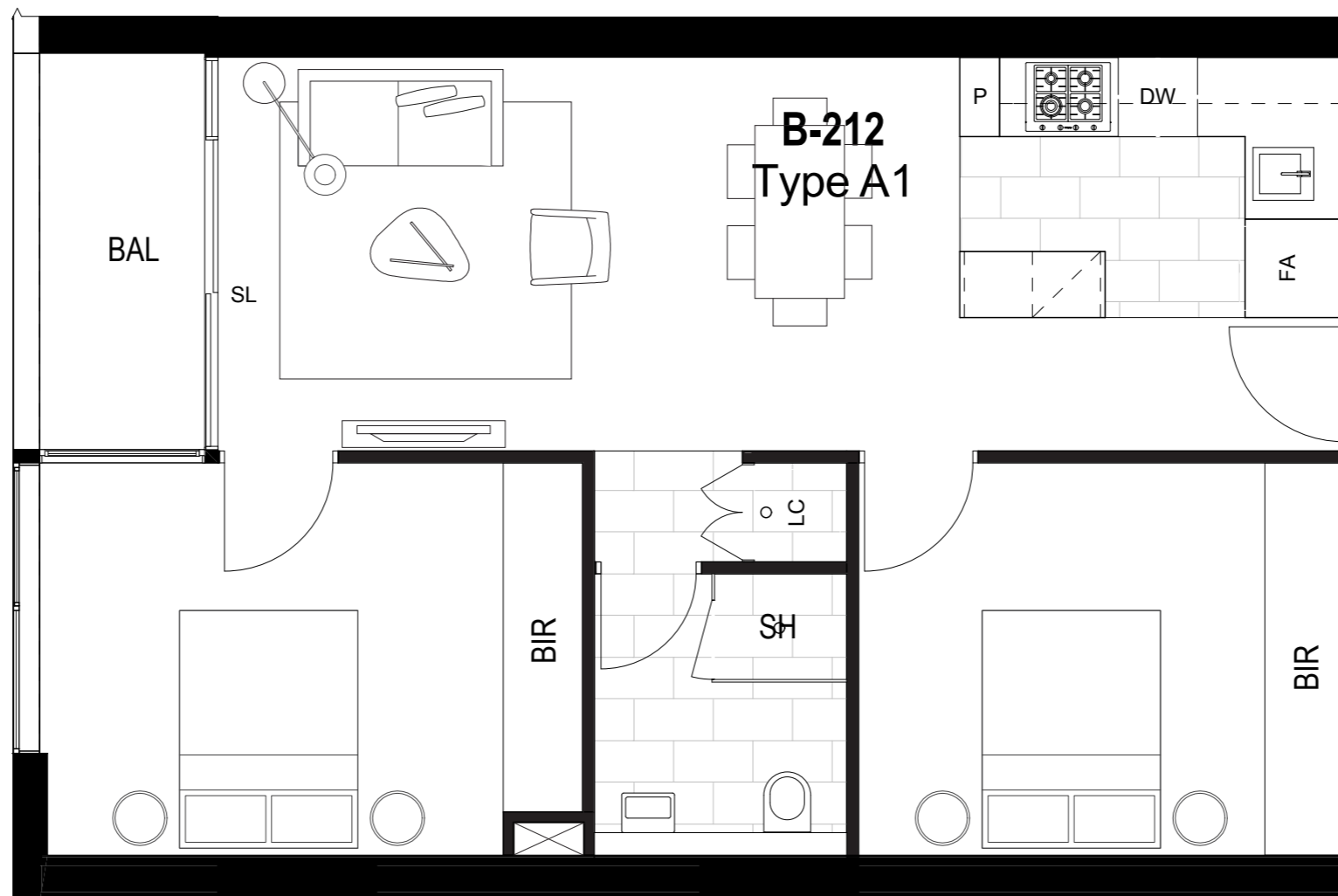
PLEASE NOTE: Dimensions and areas are approximate and are subject to change without notice. Internal measurements are taken from centreline of party walls, external face of corridors and the external face of the outside walls. Prospective purchasers must rely on their own enquiries and should refer to Annexure 4 (Drawings and Specifications) of the Contract of Sale. Loose furniture, whitegoods and planters are not included. The type of floor finishes and the area to which floor finishes are applied may vary.

INTERNAL 60.96m<sup>2</sup>  
 EXTERNAL 4.45m<sup>2</sup>  
 TOTAL AREA 65.41m<sup>2</sup>

COLOUR SCHEME  
 DARK

REVERSE CYCLE  
 AIR CONDITIONING  
 TO LIVING ROOM

(CONDENSER ON BALCONY)



LEGEND

- SL SLIDING DOOR
- FA FRIDGE ALCOVE
- DW DISHWASHER
- P PANTRY
- LC LAUNDRY CLOSET
- BIR BUILT IN ROBES
- SH SHOWER
- BAL BALCONY
- HL HIGHLIGHT WINDOW

PLEASE NOTE: Dimensions and areas are approximate and are subject to change without notice. Internal measurements are taken from centreline of party walls, external face of corridors and the external face of the outside walls. Prospective purchasers must rely on their own enquiries and should refer to Annexure 4 (Drawings and Specifications) of the Contract of Sale. Loose furniture, whitegoods and planters are not included. The type of floor finishes and the area to which floor finishes are applied may vary.

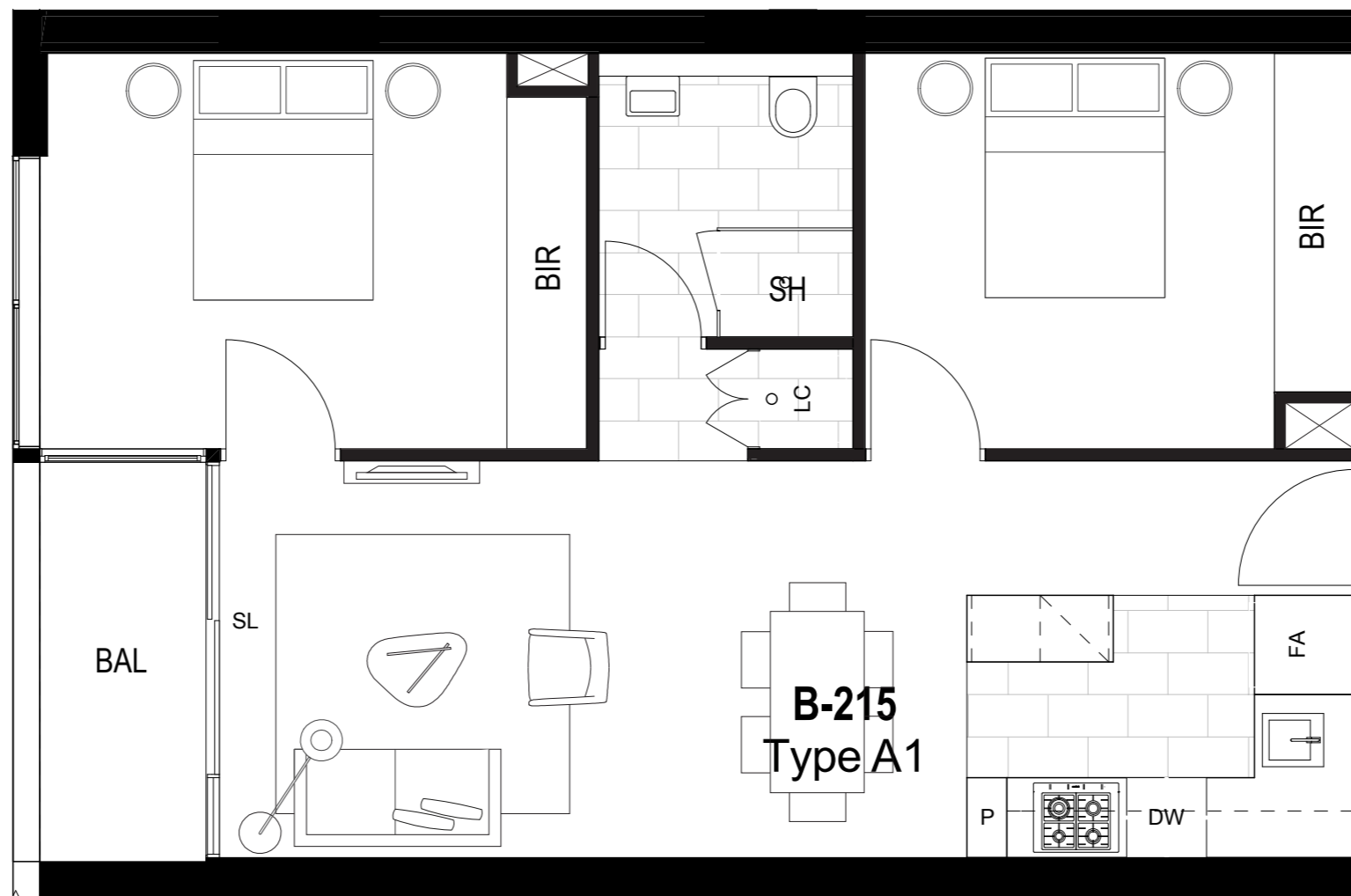


INTERNAL 60.95m<sup>2</sup>  
 EXTERNAL 4.46m<sup>2</sup>  
 TOTAL AREA 65.41m<sup>2</sup>

COLOUR SCHEME  
 LIGHT

REVERSE CYCLE  
 AIR CONDITIONING  
 TO LIVING ROOM

(CONDENSER ON BALCONY)



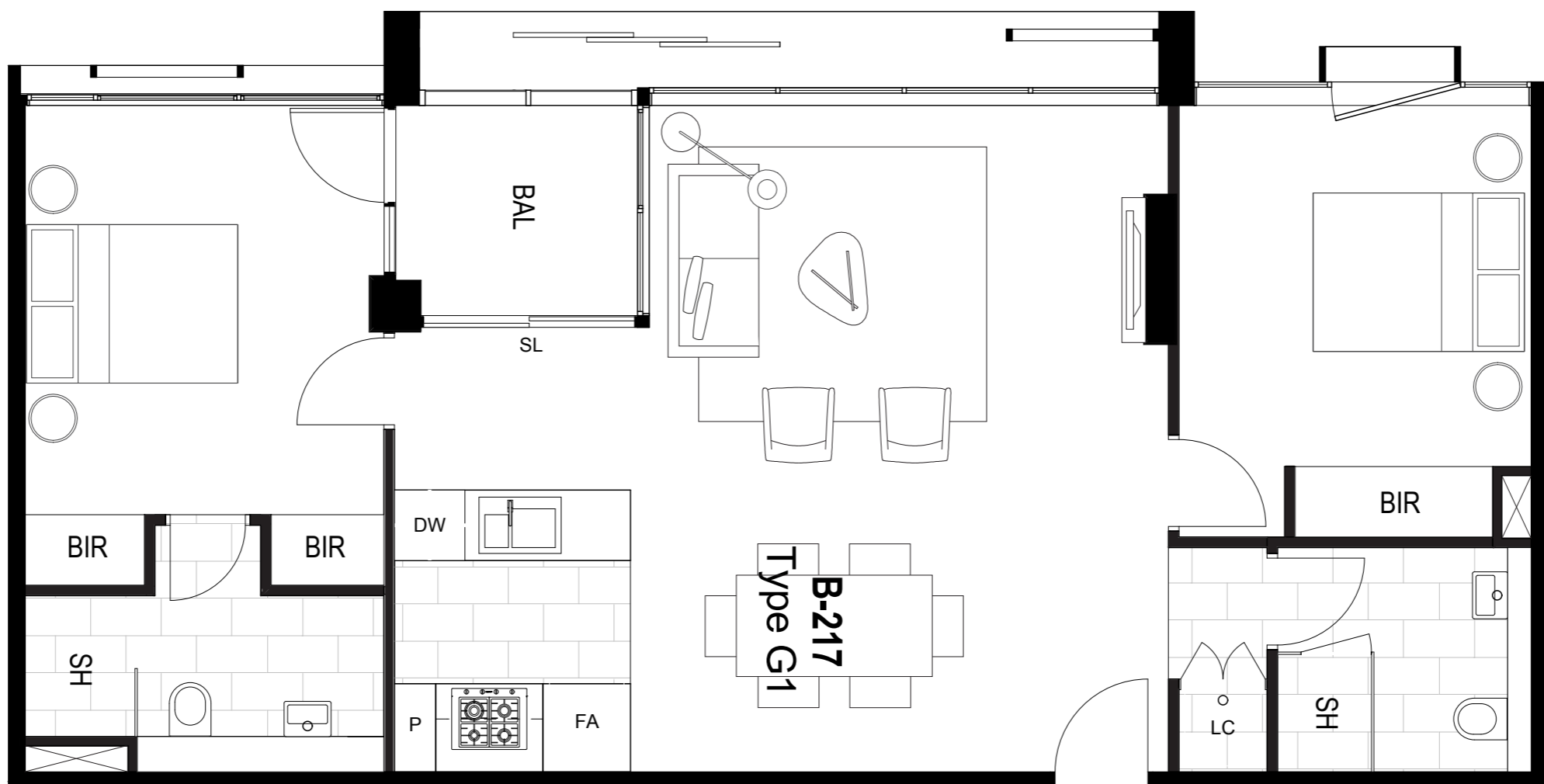
LEGEND

- SL SLIDING DOOR
- FA FRIDGE ALCOVE
- DW DISHWASHER
- P PANTRY
- LC LAUNDRY CLOSET
- BIR BUILT IN ROBES
- SH SHOWER
- BAL BALCONY
- HL HIGHLIGHT WINDOW

PLEASE NOTE: Dimensions and areas are approximate and are subject to change without notice. Internal measurements are taken from centreline of party walls, external face of corridors and the external face of the outside walls. Prospective purchasers must rely on their own enquiries and should refer to Annexure 4 (Drawings and Specifications) of the Contract of Sale. Loose furniture, whitegoods and planters are not included. The type of floor finishes and the area to which floor finishes are applied may vary.

INTERNAL 74.7m<sup>2</sup>  
 EXTERNAL 3.67m<sup>2</sup>  
 TOTAL AREA 78.37m<sup>2</sup>

COLOUR SCHEME  
 LIGHT



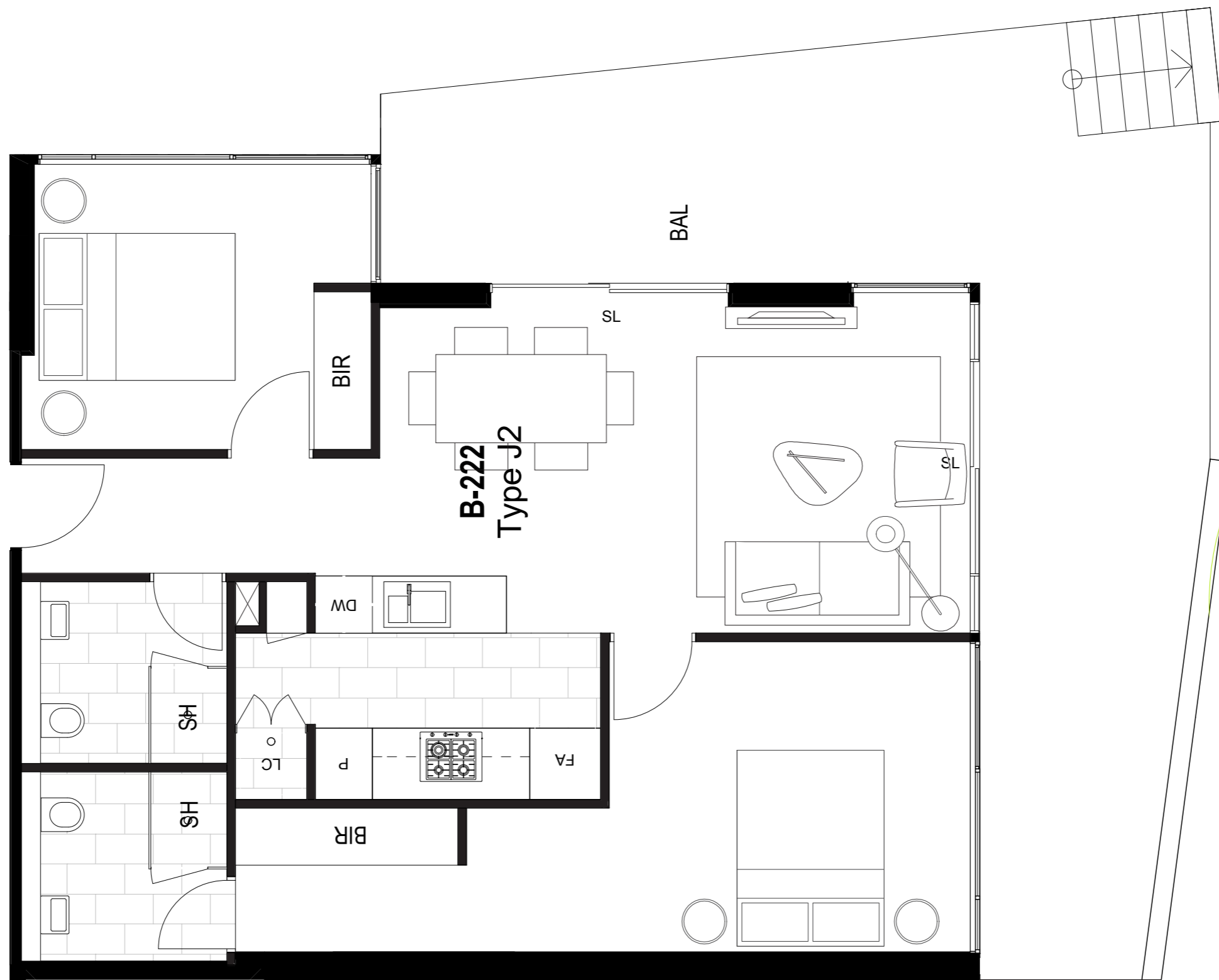
LEGEND

- SL SLIDING DOOR
- FA FRIDGE ALCOVE
- DW DISHWASHER
- P PANTRY
- LC LAUNDRY CLOSET
- BIR BUILT IN ROBES
- SH SHOWER
- BAL BALCONY
- HL HIGHLIGHT WINDOW

PLEASE NOTE: Dimensions and areas are approximate and are subject to change without notice. Internal measurements are taken from centreline of party walls, external face of corridors and the external face of the outside walls. Prospective purchasers must rely on their own enquiries and should refer to Annexure 4 (Drawings and Specifications) of the Contract of Sale. Loose furniture, whitegoods and planters are not included. The type of floor finishes and the area to which floor finishes are applied may vary.

APARTMENT B217

INTERNAL 78.43m<sup>2</sup>  
 EXTERNAL 56.60m<sup>2</sup>  
 TOTAL AREA 135.03m<sup>2</sup>



COLOUR SCHEME  
 LIGHT  
 REVERSE CYCLE  
 AIR CONDITIONING  
 TO LIVING ROOM  
 (CONDENSER ON BALCONY)

LEGEND

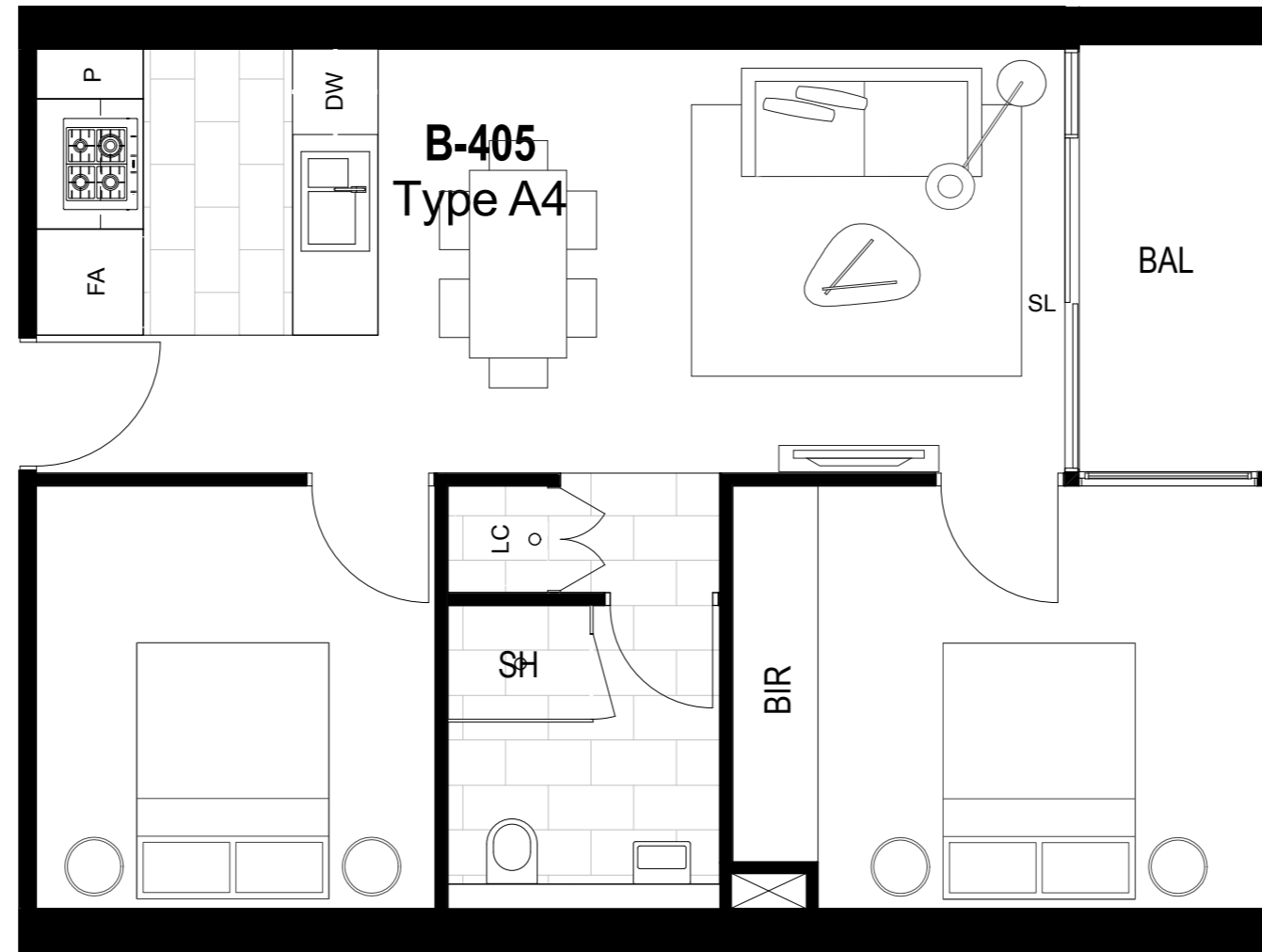
- SL SLIDING DOOR
- FA FRIDGE ALCOVE
- DW DISHWASHER
- P PANTRY
- LC LAUNDRY CLOSET
- BIR BUILT IN ROBES
- SH SHOWER
- BAL BALCONY
- HL HIGHLIGHT WINDOW

PLEASE NOTE: Dimensions and areas are approximate and are subject to change without notice. Internal measurements are taken from centreline of party walls, external face of corridors and the external face of the outside walls. Prospective purchasers must rely on their own enquiries and should refer to Annexure 4 (Drawings and Specifications) of the Contract of Sale. Loose furniture, whitegoods and planters are not included. The type of floor finishes and the area to which floor finishes are applied may vary.

APARTMENT B222

INTERNAL 52.4m<sup>2</sup>  
 EXTERNAL 4.24m<sup>2</sup>  
 TOTAL AREA 56.64m<sup>2</sup>

COLOUR SCHEME  
 LIGHT



LEGEND

- SL SLIDING DOOR
- FA FRIDGE ALCOVE
- DW DISHWASHER
- P PANTRY
- LC LAUNDRY CLOSET
- BIR BUILT IN ROBES
- SH SHOWER
- BAL BALCONY
- HL HIGHLIGHT WINDOW

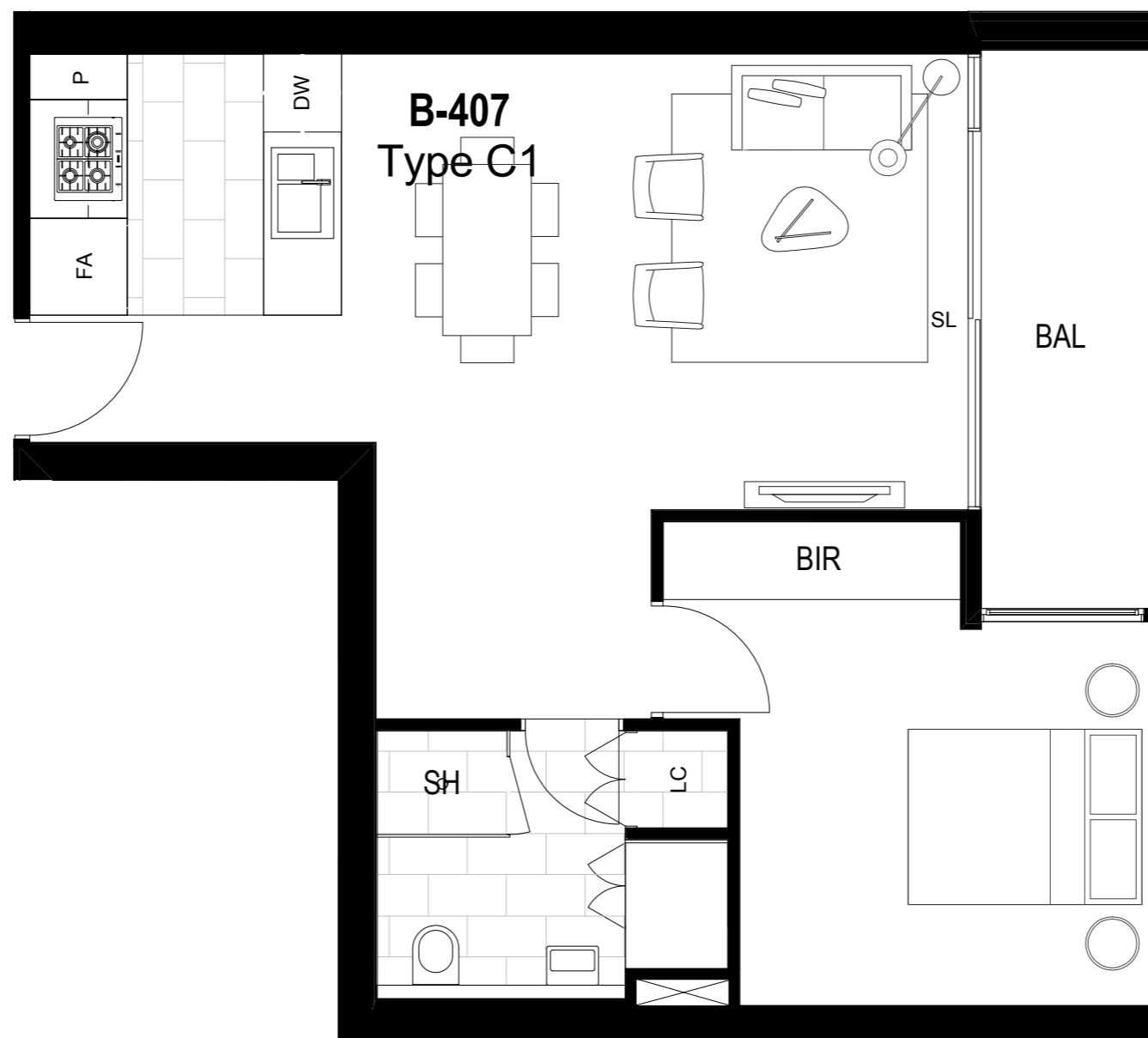
PLEASE NOTE: Dimensions and areas are approximate and are subject to change without notice. Internal measurements are taken from centreline of party walls, external face of corridors and the external face of the outside walls. Prospective purchasers must rely on their own enquiries and should refer to Annexure 4 (Drawings and Specifications) of the Contract of Sale. Loose furniture, whitegoods and planters are not included. The type of floor finishes and the area to which floor finishes are applied may vary.

INTERNAL 49.65m<sup>2</sup>  
 EXTERNAL 6m<sup>2</sup>  
 TOTAL AREA 55.65m<sup>2</sup>

COLOUR SCHEME  
 LIGHT

REVERSE CYCLE  
 AIR CONDITIONING  
 TO LIVING ROOM

(CONDENSER ON BALCONY)



LEGEND

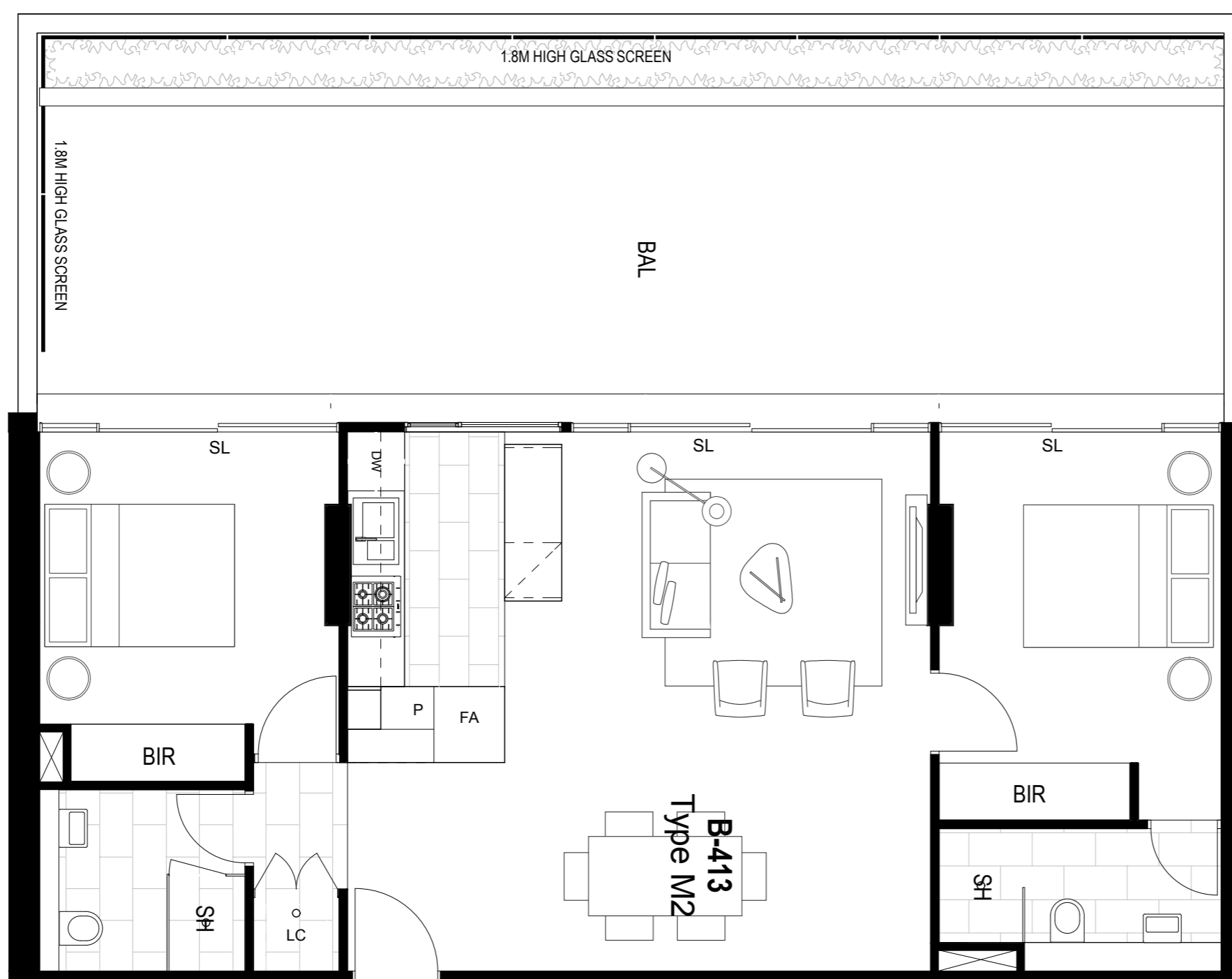
- SL SLIDING DOOR
- FA FRIDGE ALCOVE
- DW DISHWASHER
- P PANTRY
- LC LAUNDRY CLOSET
- BIR BUILT IN ROBES
- SH SHOWER
- BAL BALCONY
- HL HIGHLIGHT WINDOW

PLEASE NOTE: Dimensions and areas are approximate and are subject to change without notice. Internal measurements are taken from centreline of party walls, external face of corridors and the external face of the outside walls. Prospective purchasers must rely on their own enquiries and should refer to Annexure 4 (Drawings and Specifications) of the Contract of Sale. Loose furniture, whitegoods and planters are not included. The type of floor finishes and the area to which floor finishes are applied may vary.

COLOUR SCHEME  
DARK

REVERSE CYCLE  
AIR CONDITIONING  
TO LIVING ROOM

(CONDENSER ON BALCONY)



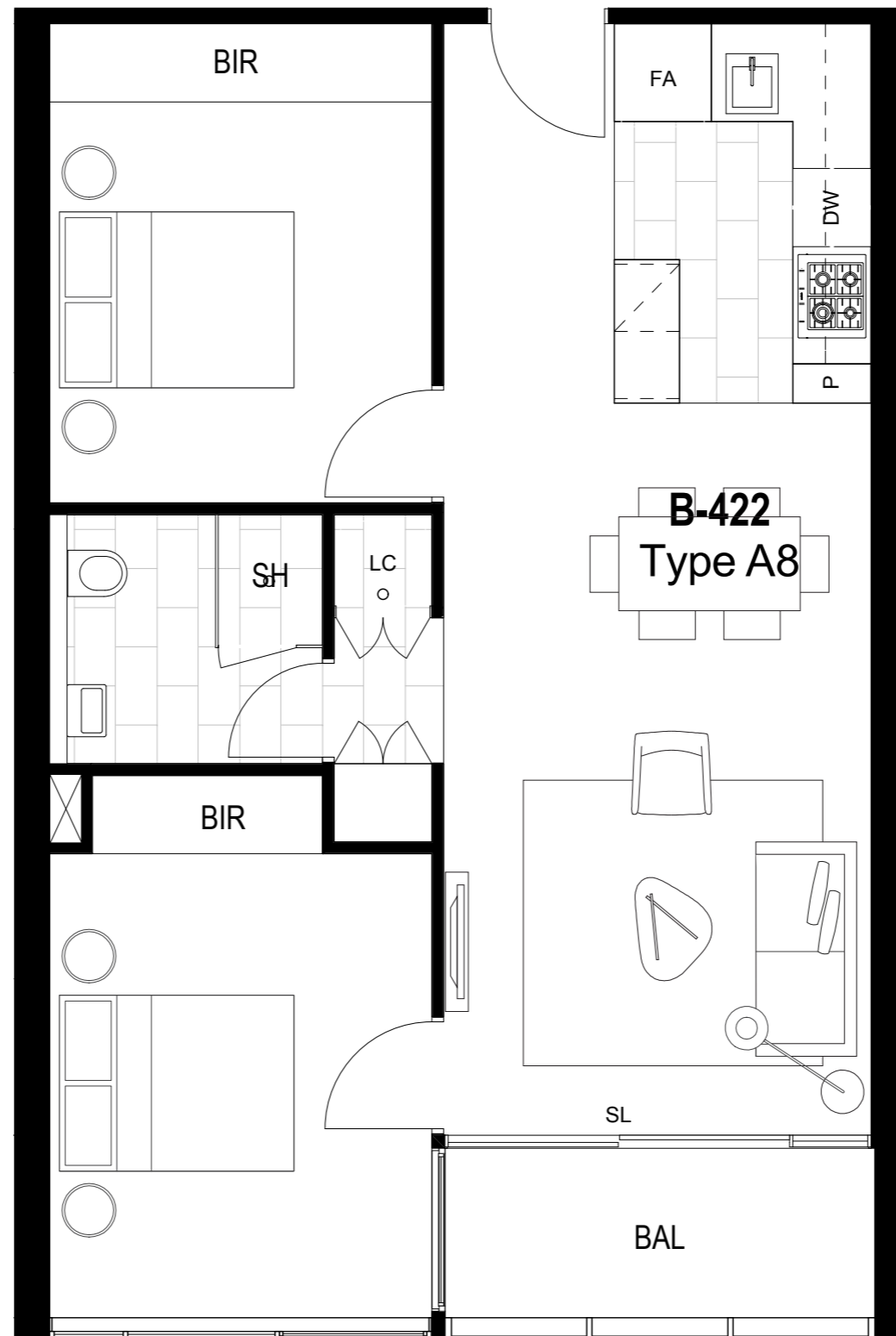
INTERNAL 76.03m<sup>2</sup>  
EXTERNAL 55.21m<sup>2</sup>  
TOTAL AREA 131.24m<sup>2</sup>

LEGEND

- SL SLIDING DOOR
- FA FRIDGE ALCOVE
- DW DISHWASHER
- P PANTRY
- LC LAUNDRY CLOSET
- BIR BUILT IN ROBES
- SH SHOWER
- BAL BALCONY
- HL HIGHLIGHT WINDOW

PLEASE NOTE: Dimensions and areas are approximate and are subject to change without notice. Internal measurements are taken from centreline of party walls, external face of corridors and the external face of the outside walls. Prospective purchasers must rely on their own enquiries and should refer to Annexure 4 (Drawings and Specifications) of the Contract of Sale. Loose furniture, whitegoods and planters are not included. The type of floor finishes and the area to which floor finishes are applied may vary.

INTERNAL 63.17m<sup>2</sup>  
 EXTERNAL 4.81m<sup>2</sup>  
 TOTAL AREA 67.98m<sup>2</sup>



COLOUR SCHEME  
 LIGHT  
 REVERSE CYCLE  
 AIR CONDITIONING  
 TO LIVING ROOM  
 (CONDENSER ON BALCONY)

- LEGEND
- SL SLIDING DOOR
  - FA FRIDGE ALCOVE
  - DW DISHWASHER
  - P PANTRY
  - LC LAUNDRY CLOSET
  - BIR BUILT IN ROBES
  - SH SHOWER
  - BAL BALCONY
  - HL HIGHLIGHT WINDOW

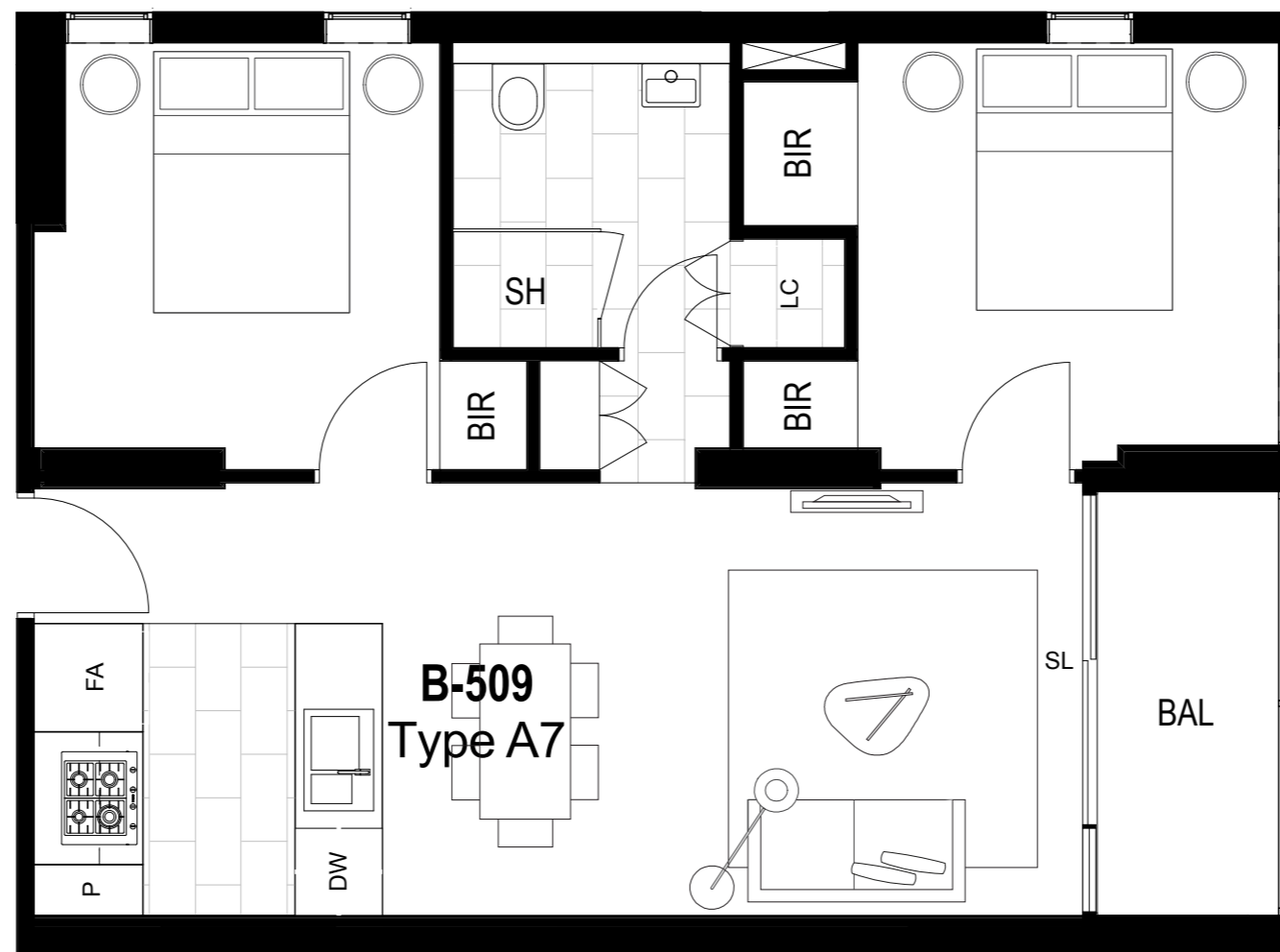
PLEASE NOTE: Dimensions and areas are approximate and are subject to change without notice. Internal measurements are taken from centreline of party walls, external face of corridors and the external face of the outside walls. Prospective purchasers must rely on their own enquiries and should refer to Annexure 4 (Drawings and Specifications) of the Contract of Sale. Loose furniture, whitegoods and planters are not included. The type of floor finishes and the area to which floor finishes are applied may vary.

INTERNAL 52.87m<sup>2</sup>  
 EXTERNAL 4.22m<sup>2</sup>  
 TOTAL AREA 57.09m<sup>2</sup>

COLOUR SCHEME  
 DARK

REVERSE CYCLE  
 AIR CONDITIONING  
 TO LIVING ROOM

(CONDENSER ON BALCONY)



LEGEND

- SL SLIDING DOOR
- FA FRIDGE ALCOVE
- DW DISHWASHER
- P PANTRY
- LC LAUNDRY CLOSET
- BIR BUILT IN ROBES
- SH SHOWER
- BAL BALCONY
- HL HIGHLIGHT WINDOW

PLEASE NOTE: Dimensions and areas are approximate and are subject to change without notice. Internal measurements are taken from centreline of party walls, external face of corridors and the external face of the outside walls. Prospective purchasers must rely on their own enquiries and should refer to Annexure 4 (Drawings and Specifications) of the Contract of Sale. Loose furniture, whitegoods and planters are not included. The type of floor finishes and the area to which floor finishes are applied may vary.

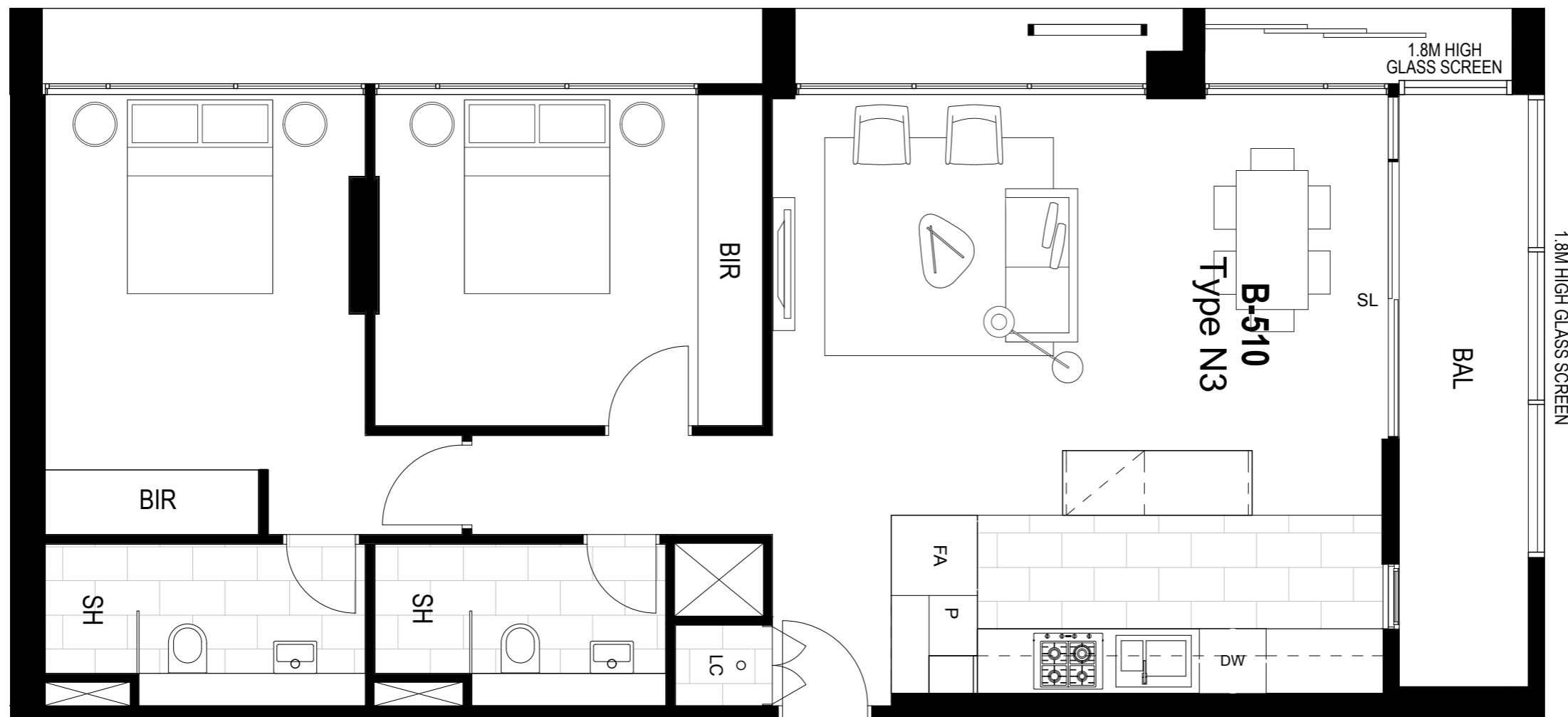


INTERNAL 75.46m<sup>2</sup>  
 EXTERNAL 8.06m<sup>2</sup>  
 TOTAL AREA 83.52m<sup>2</sup>

COLOUR SCHEME  
 DARK

REVERSE CYCLE  
 AIR CONDITIONING  
 TO LIVING ROOM

(CONDENSER ON BALCONY)



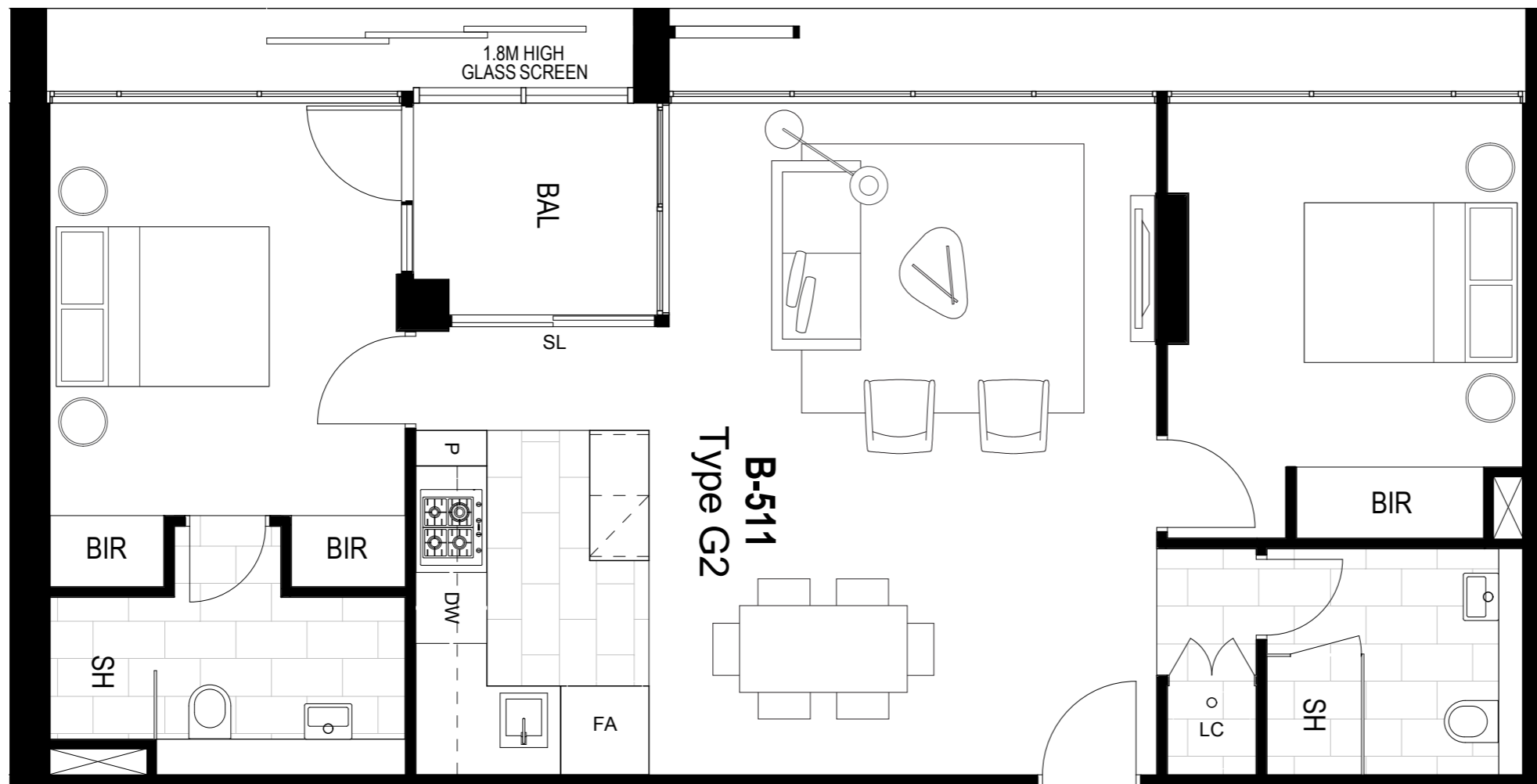
LEGEND

- SL SLIDING DOOR
- FA FRIDGE ALCOVE
- DW DISHWASHER
- P PANTRY
- LC LAUNDRY CLOSET
- BIR BUILT IN ROBES
- SH SHOWER
- BAL BALCONY
- HL HIGHLIGHT WINDOW

PLEASE NOTE: Dimensions and areas are approximate and are subject to change without notice. Internal measurements are taken from centreline of party walls, external face of corridors and the external face of the outside walls. Prospective purchasers must rely on their own enquiries and should refer to Annexure 4 (Drawings and Specifications) of the Contract of Sale. Loose furniture, whitegoods and planters are not included. The type of floor finishes and the area to which floor finishes are applied may vary.

INTERNAL 71.86m<sup>2</sup>  
 EXTERNAL 7.45m<sup>2</sup>  
 TOTAL AREA 79.31m<sup>2</sup>

COLOUR SCHEME  
 DARK  
  
 REVERSE CYCLE  
 AIR CONDITIONING  
 TO LIVING ROOM

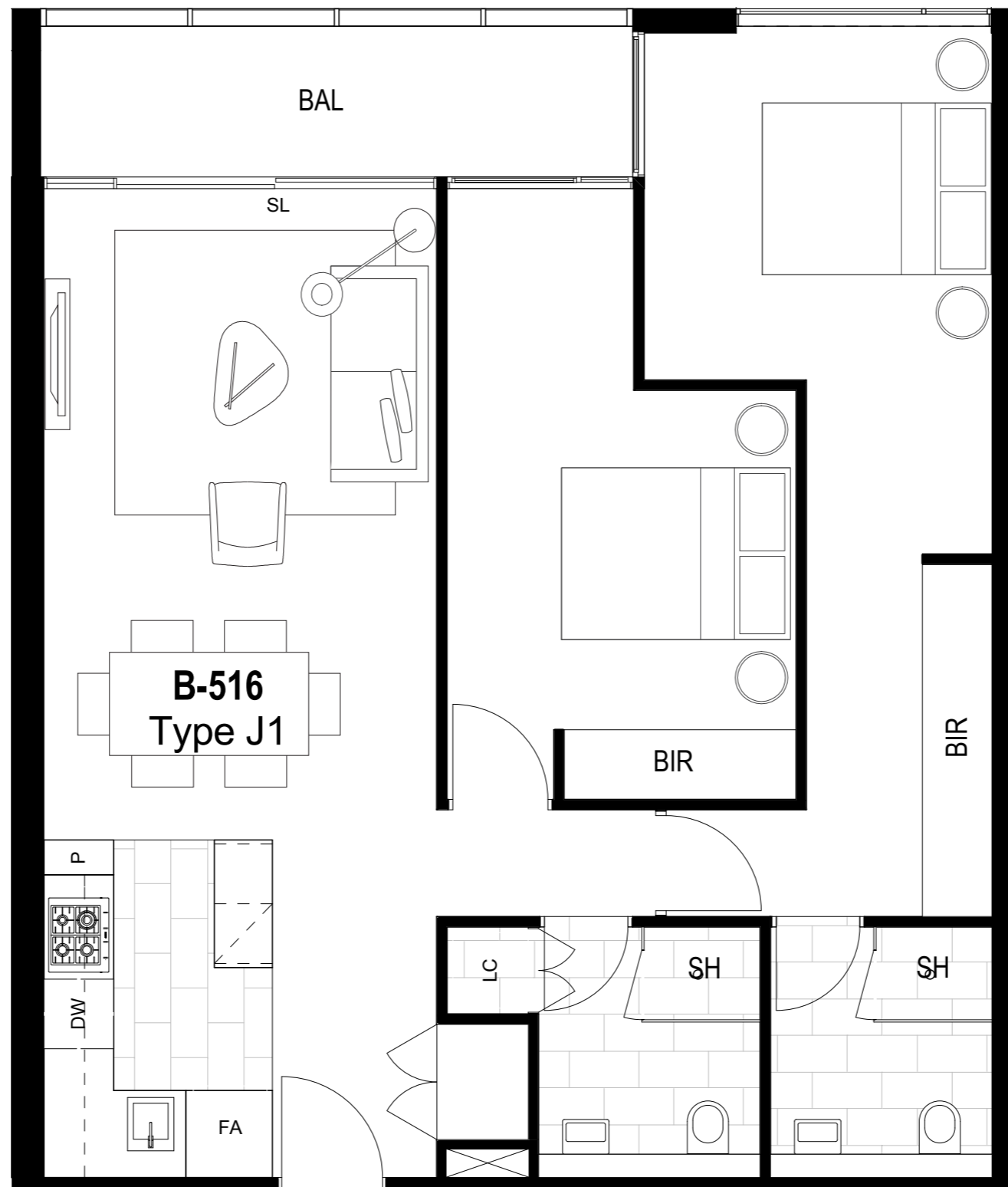


PLEASE NOTE: Dimensions and areas are approximate and are subject to change without notice. Internal measurements are taken from centreline of party walls, external face of corridors and the external face of the outside walls. Prospective purchasers must rely on their own enquiries and should refer to Annexure 4 (Drawings and Specifications) of the Contract of Sale. Loose furniture, whitegoods and planters are not included. The type of floor finishes and the area to which floor finishes are applied may vary.

LEGEND

- SL SLIDING DOOR
- FA FRIDGE ALCOVE
- DW DISHWASHER
- P PANTRY
- LC LAUNDRY CLOSET
- BIR BUILT IN ROBES
- SH SHOWER
- BAL BALCONY
- HL HIGHLIGHT WINDOW

INTERNAL 79.70m<sup>2</sup>  
 EXTERNAL 7.36m<sup>2</sup>  
 TOTAL AREA 87.06m<sup>2</sup>



COLOUR SCHEME  
 LIGHT

REVERSE CYCLE  
 AIR CONDITIONING  
 TO LIVING ROOM

(CONDENSER ON BALCONY)

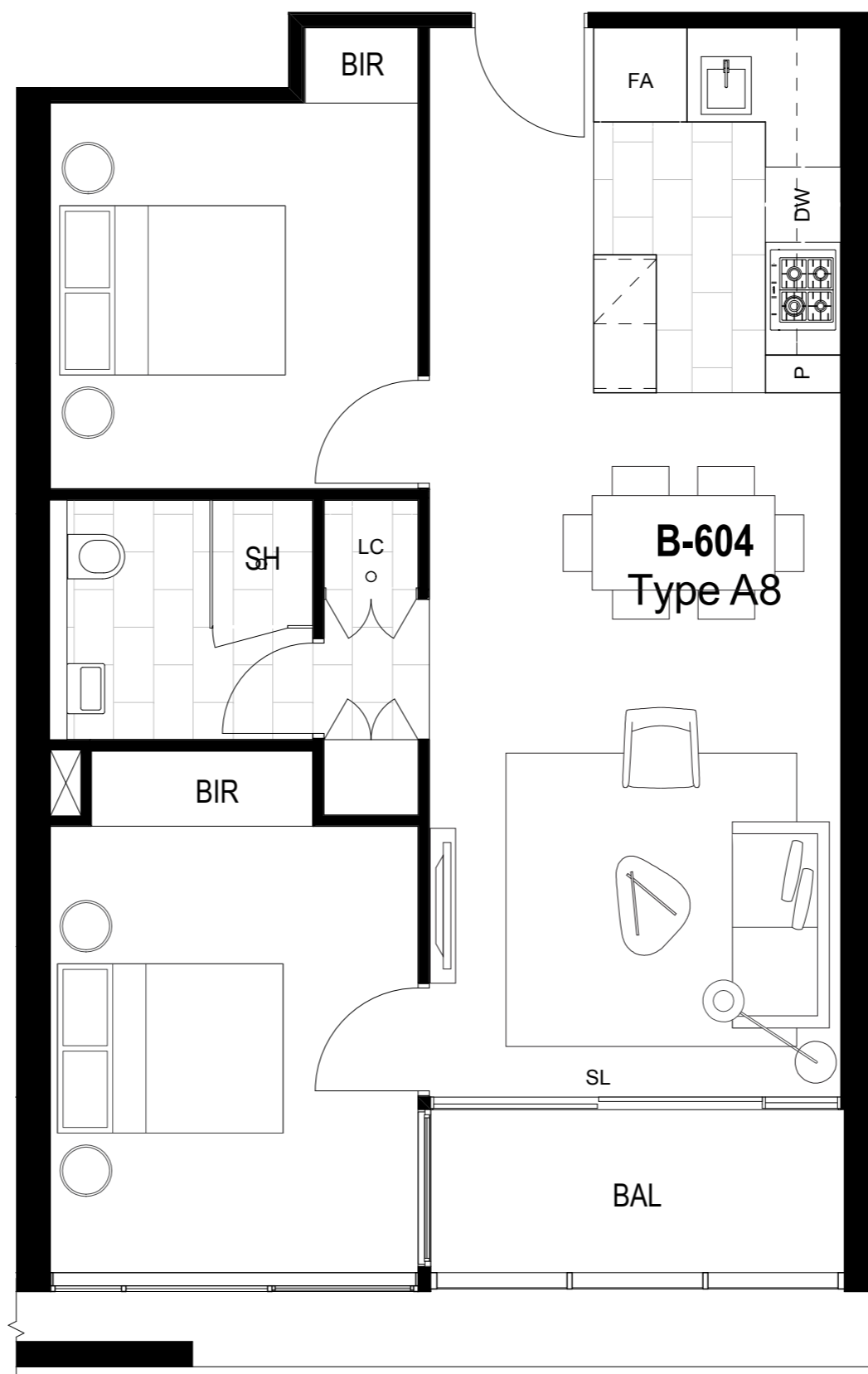
LEGEND

- SL SLIDING DOOR
- FA FRIDGE ALCOVE
- DW DISHWASHER
- P PANTRY
- LC LAUNDRY CLOSET
- BIR BUILT IN ROBES
- SH SHOWER
- BAL BALCONY
- HL HIGHLIGHT WINDOW

PLEASE NOTE: Dimensions and areas are approximate and are subject to change without notice. Internal measurements are taken from centreline of party walls, external face of corridors and the external face of the outside walls. Prospective purchasers must rely on their own enquiries and should refer to Annexure 4 (Drawings and Specifications) of the Contract of Sale. Loose furniture, whitegoods and planters are not included. The type of floor finishes and the area to which floor finishes are applied may vary.

INTERNAL 61.45m<sup>2</sup>  
 EXTERNAL 4.73m<sup>2</sup>  
 TOTAL AREA 66.18m<sup>2</sup>

COLOUR SCHEME  
 LIGHT



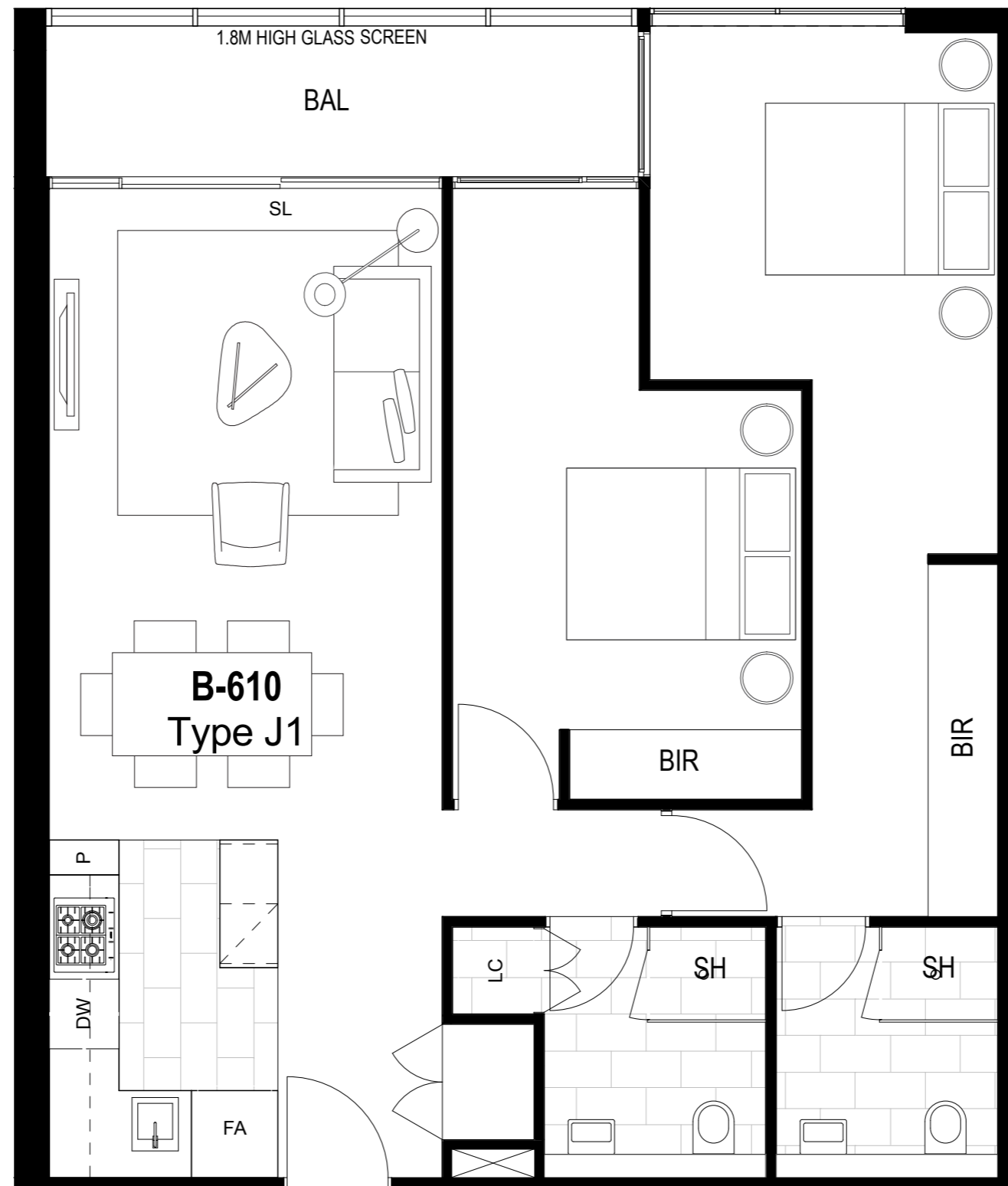
- LEGEND
- SL SLIDING DOOR
  - FA FRIDGE ALCOVE
  - DW DISHWASHER
  - P PANTRY
  - LC LAUNDRY CLOSET
  - BIR BUILT IN ROBES
  - SH SHOWER
  - BAL BALCONY
  - HL HIGHLIGHT WINDOW

PLEASE NOTE: Dimensions and areas are approximate and are subject to change without notice. Internal measurements are taken from centreline of party walls, external face of corridors and the external face of the outside walls. Prospective purchasers must rely on their own enquiries and should refer to Annexure 4 (Drawings and Specifications) of the Contract of Sale. Loose furniture, whitegoods and planters are not included. The type of floor finishes and the area to which floor finishes are applied may vary.

APARTMENT B604

INTERNAL 79.70m<sup>2</sup>  
 EXTERNAL 7.36m<sup>2</sup>  
 TOTAL AREA 87.06m<sup>2</sup>

COLOUR SCHEME  
 LIGHT  
 REVERSE CYCLE  
 AIR CONDITIONING  
 TO LIVING ROOM



LEGEND

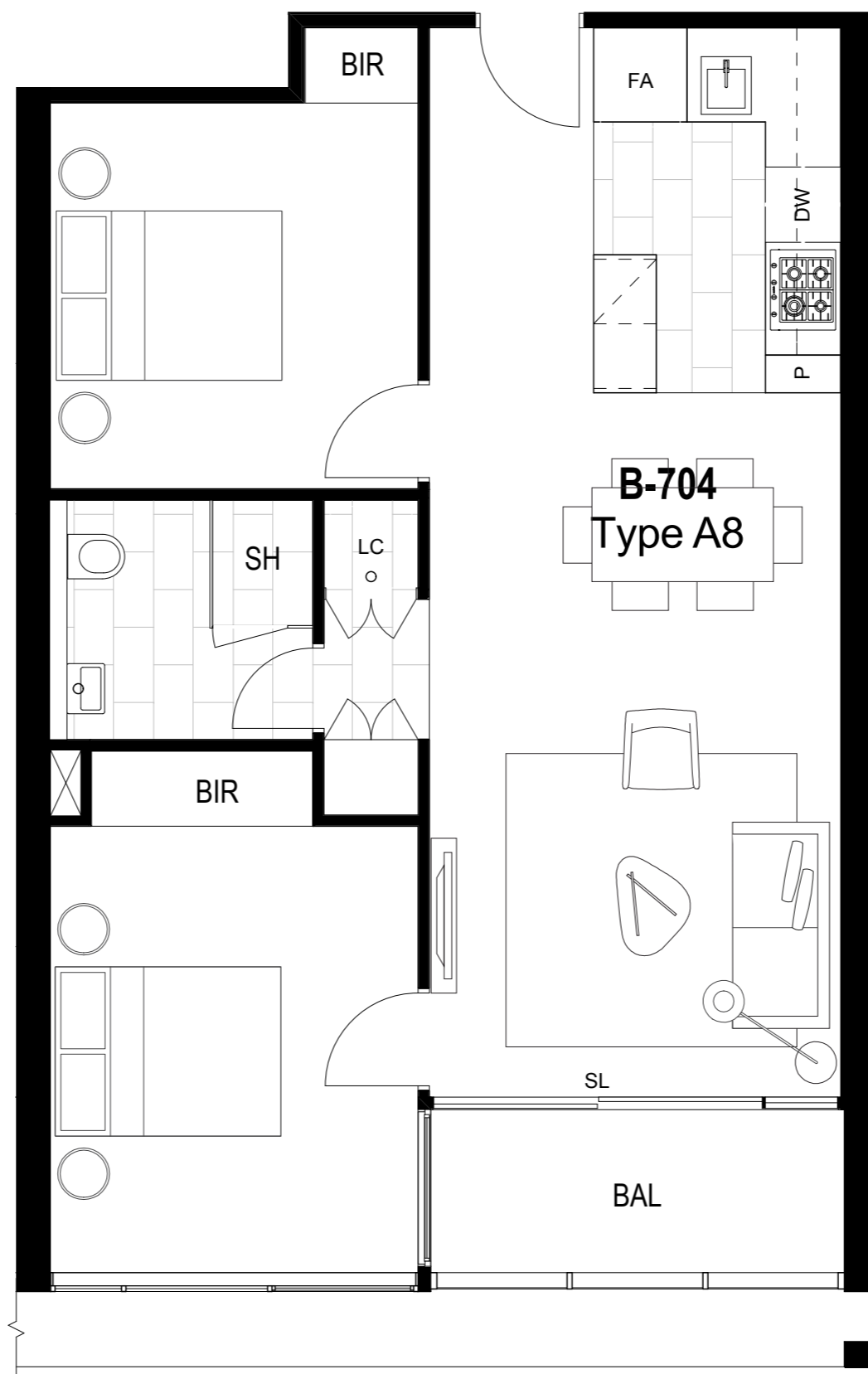
- SL SLIDING DOOR
- FA FRIDGE ALCOVE
- DW DISHWASHER
- P PANTRY
- LC LAUNDRY CLOSET
- BIR BUILT IN ROBES
- SH SHOWER
- BAL BALCONY
- HL HIGHLIGHT WINDOW

PLEASE NOTE: Dimensions and areas are approximate and are subject to change without notice. Internal measurements are taken from centreline of party walls, external face of corridors and the external face of the outside walls. Prospective purchasers must rely on their own enquiries and should refer to Annexure 4 (Drawings and Specifications) of the Contract of Sale. Loose furniture, whitegoods and planters are not included. The type of floor finishes and the area to which floor finishes are applied may vary.

APARTMENT B610

INTERNAL 61.45m<sup>2</sup>  
 EXTERNAL 4.73m<sup>2</sup>  
 TOTAL AREA 66.18m<sup>2</sup>

COLOUR SCHEME  
 DARK



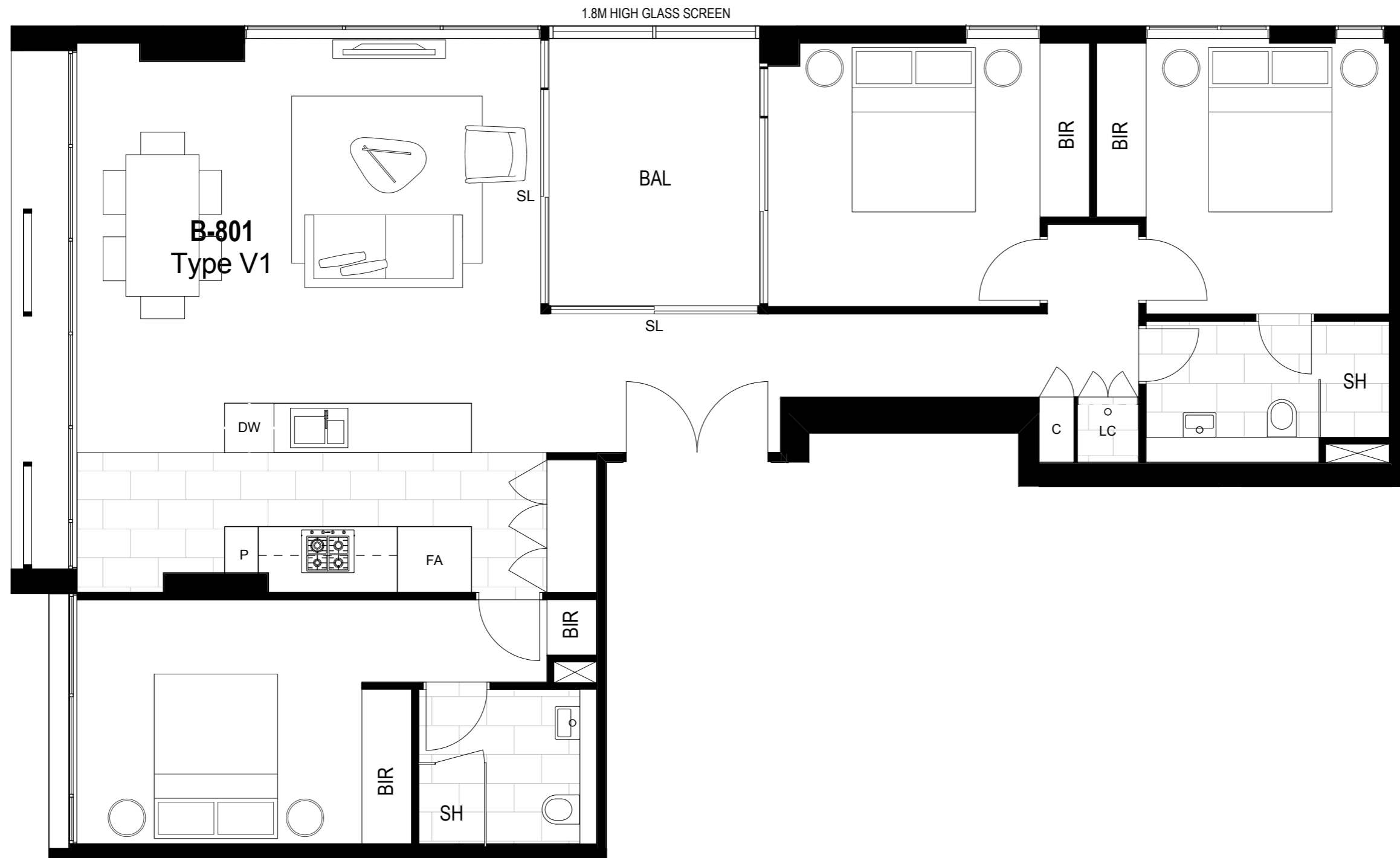
- LEGEND
- SL SLIDING DOOR
  - FA FRIDGE ALCOVE
  - DW DISHWASHER
  - P PANTRY
  - LC LAUNDRY CLOSET
  - BIR BUILT IN ROBES
  - SH SHOWER
  - BAL BALCONY
  - HL HIGHLIGHT WINDOW

PLEASE NOTE: Dimensions and areas are approximate and are subject to change without notice. Internal measurements are taken from centreline of party walls, external face of corridors and the external face of the outside walls. Prospective purchasers must rely on their own enquiries and should refer to Annexure 4 (Drawings and Specifications) of the Contract of Sale. Loose furniture, whitegoods and planters are not included. The type of floor finishes and the area to which floor finishes are applied may vary.

APARTMENT B704

COLOUR SCHEME  
DARK

REVERSE CYCLE  
AIR CONDITIONING  
TO LIVING ROOM



INTERNAL 107.82m<sup>2</sup>  
EXTERNAL 8.82m<sup>2</sup>  
TOTAL AREA 116.64m<sup>2</sup>

LEGEND

- SL SLIDING DOOR
- FA FRIDGE ALCOVE
- DW DISHWASHER
- P PANTRY
- LC LAUNDRY CLOSET
- BIR BUILT IN ROBES
- SH SHOWER
- BAL BALCONY
- HL HIGHLIGHT WINDOW

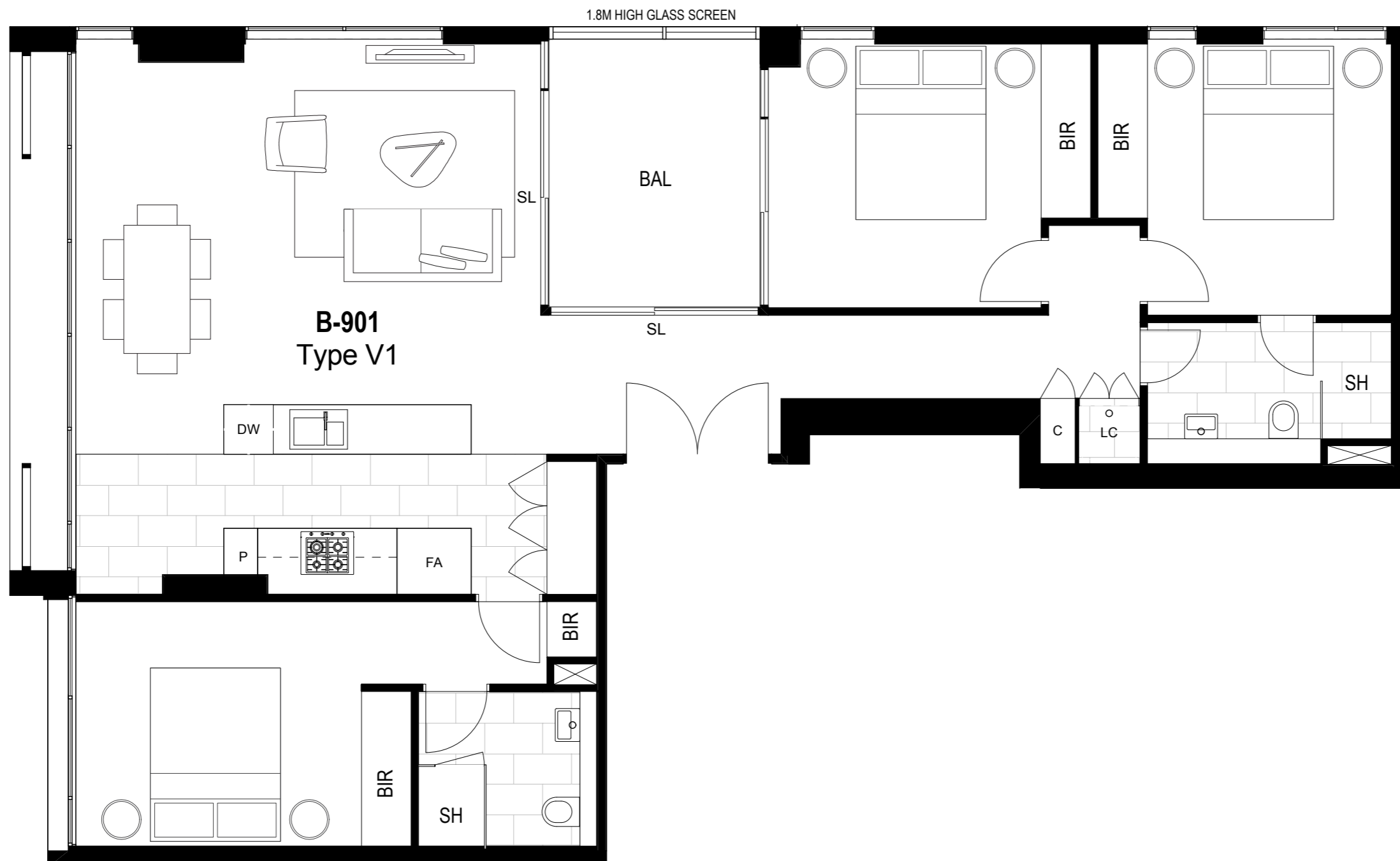
PLEASE NOTE: Dimensions and areas are approximate and are subject to change without notice. Internal measurements are taken from centreline of party walls, external face of corridors and the external face of the outside walls. Prospective purchasers must rely on their own enquiries and should refer to Annexure 4 (Drawings and Specifications) of the Contract of Sale. Loose furniture, whitegoods and planters are not included. The type of floor finishes and the area to which floor finishes are applied may vary.

APARTMENT B801

COLOUR SCHEME  
LIGHT

REVERSE CYCLE  
AIR CONDITIONING  
TO LIVING ROOM

TV, PHONE AND INTERNET  
POINT IN EVERY BEDROOM  
AND THE LOUNGE ROOM



INTERNAL 107.82m<sup>2</sup>  
EXTERNAL 8.82m<sup>2</sup>  
TOTAL AREA 116.64m<sup>2</sup>

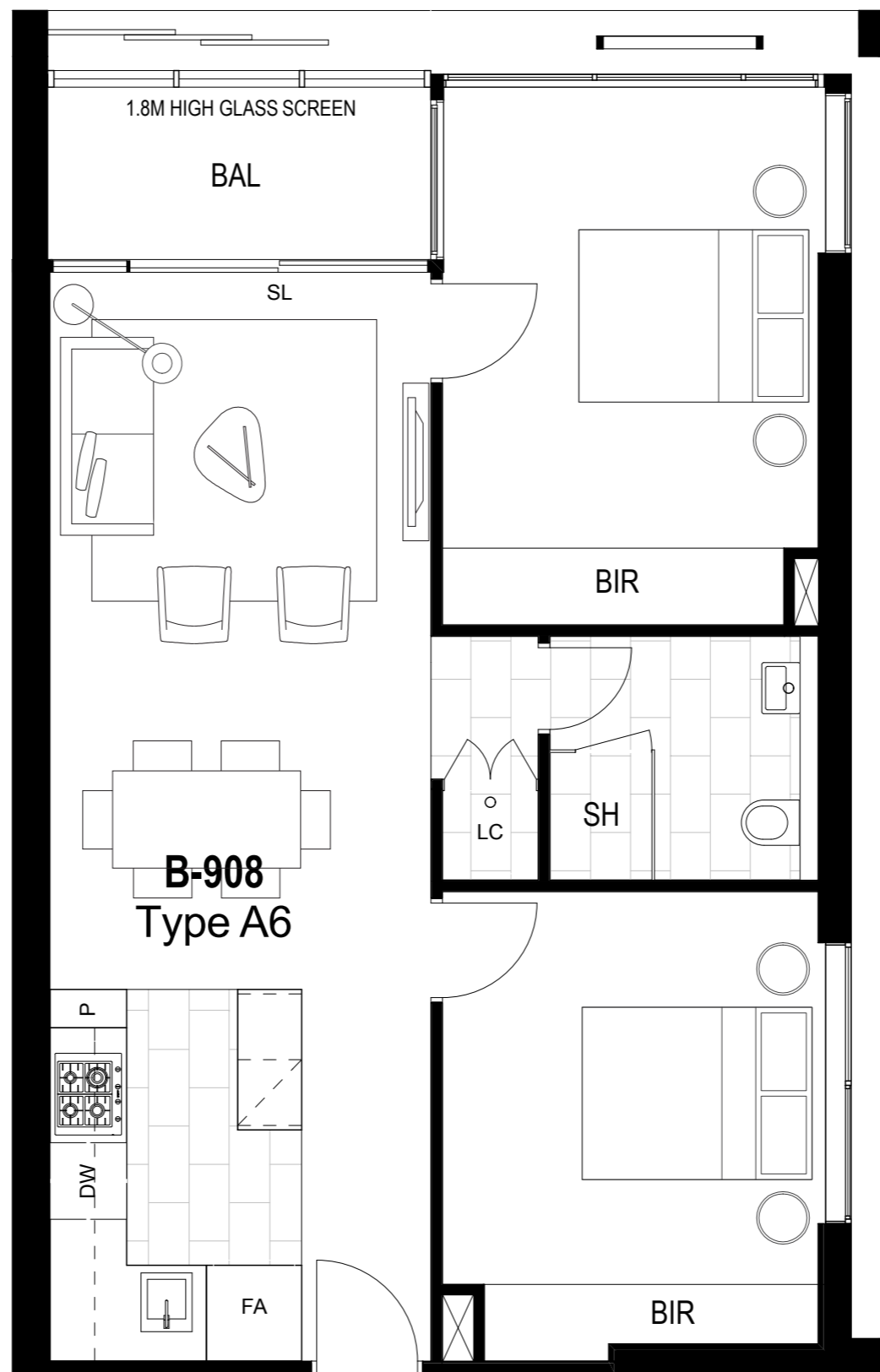
LEGEND

- SL SLIDING DOOR
- FA FRIDGE ALCOVE
- DW DISHWASHER
- P PANTRY
- LC LAUNDRY CLOSET
- BIR BUILT IN ROBES
- SH SHOWER
- BAL BALCONY
- HL HIGHLIGHT WINDOW

PLEASE NOTE: Dimensions and areas are approximate and are subject to change without notice. Internal measurements are taken from centreline of party walls, external face of corridors and the external face of the outside walls. Prospective purchasers must rely on their own enquiries and should refer to Annexure 4 (Drawings and Specifications) of the Contract of Sale. Loose furniture, whitegoods and planters are not included. The type of floor finishes and the area to which floor finishes are applied may vary.



INTERNAL 61.00m<sup>2</sup>  
 EXTERNAL 4.48m<sup>2</sup>  
 TOTAL AREA 65.48m<sup>2</sup>



COLOUR SCHEME  
 LIGHT

REVERSE CYCLE  
 AIR CONDITIONING  
 TO LIVING ROOM

HEATING PANELS PROVIDED  
 IN BOTH BEDROOMS

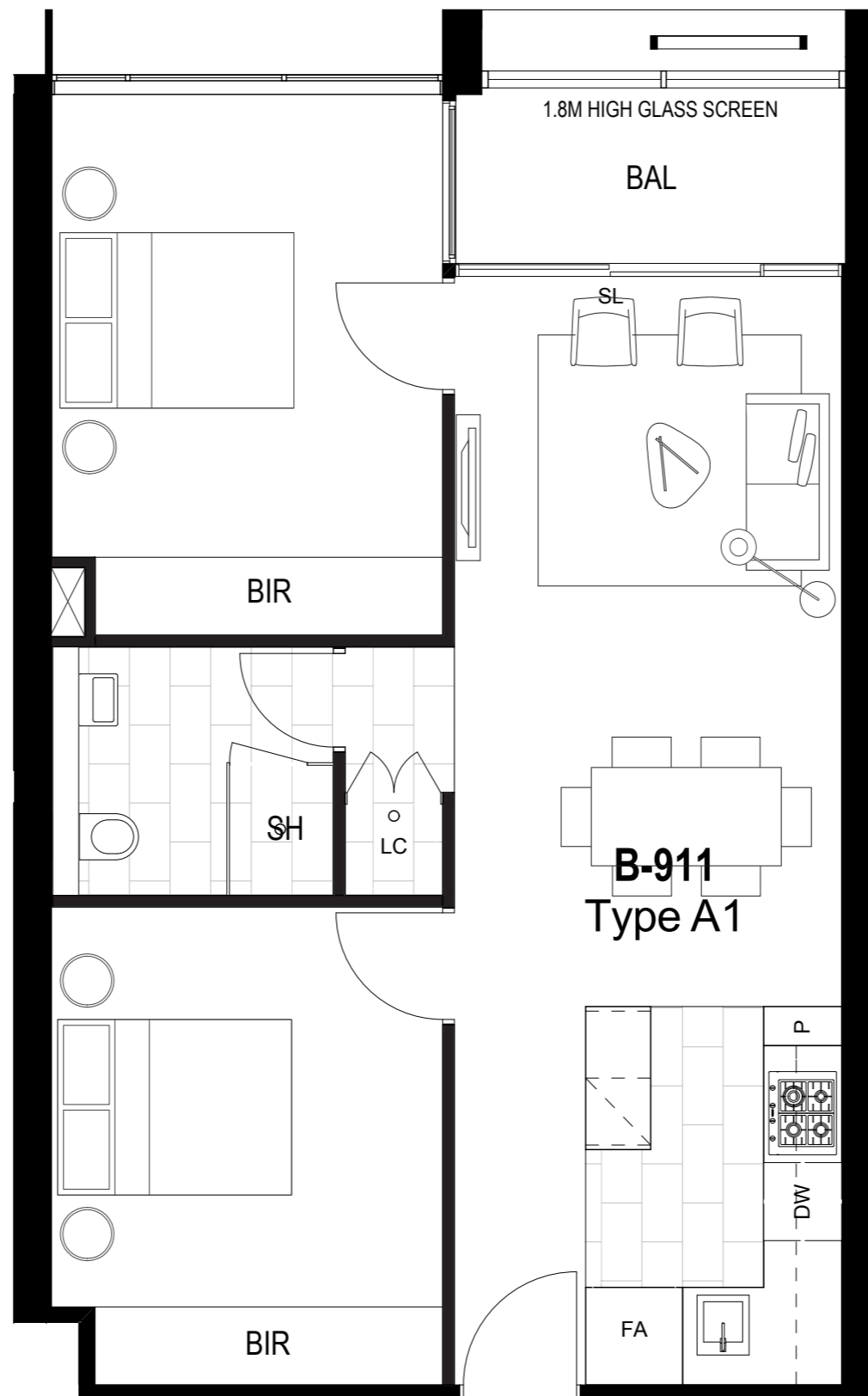
LEGEND

- SL SLIDING DOOR
- FA FRIDGE ALCOVE
- DW DISHWASHER
- P PANTRY
- LC LAUNDRY CLOSET
- BIR BUILT IN ROBES
- SH SHOWER
- BAL BALCONY
- HL HIGHLIGHT WINDOW

PLEASE NOTE: Dimensions and areas are approximate and are subject to change without notice. Internal measurements are taken from centreline of party walls, external face of corridors and the external face of the outside walls. Prospective purchasers must rely on their own enquiries and should refer to Annexure 4 (Drawings and Specifications) of the Contract of Sale. Loose furniture, whitegoods and planters are not included. The type of floor finishes and the area to which floor finishes are applied may vary.

INTERNAL 60.54m<sup>2</sup>  
 EXTERNAL 4.48m<sup>2</sup>  
 TOTAL AREA 65.02m<sup>2</sup>

COLOUR SCHEME  
 DARK

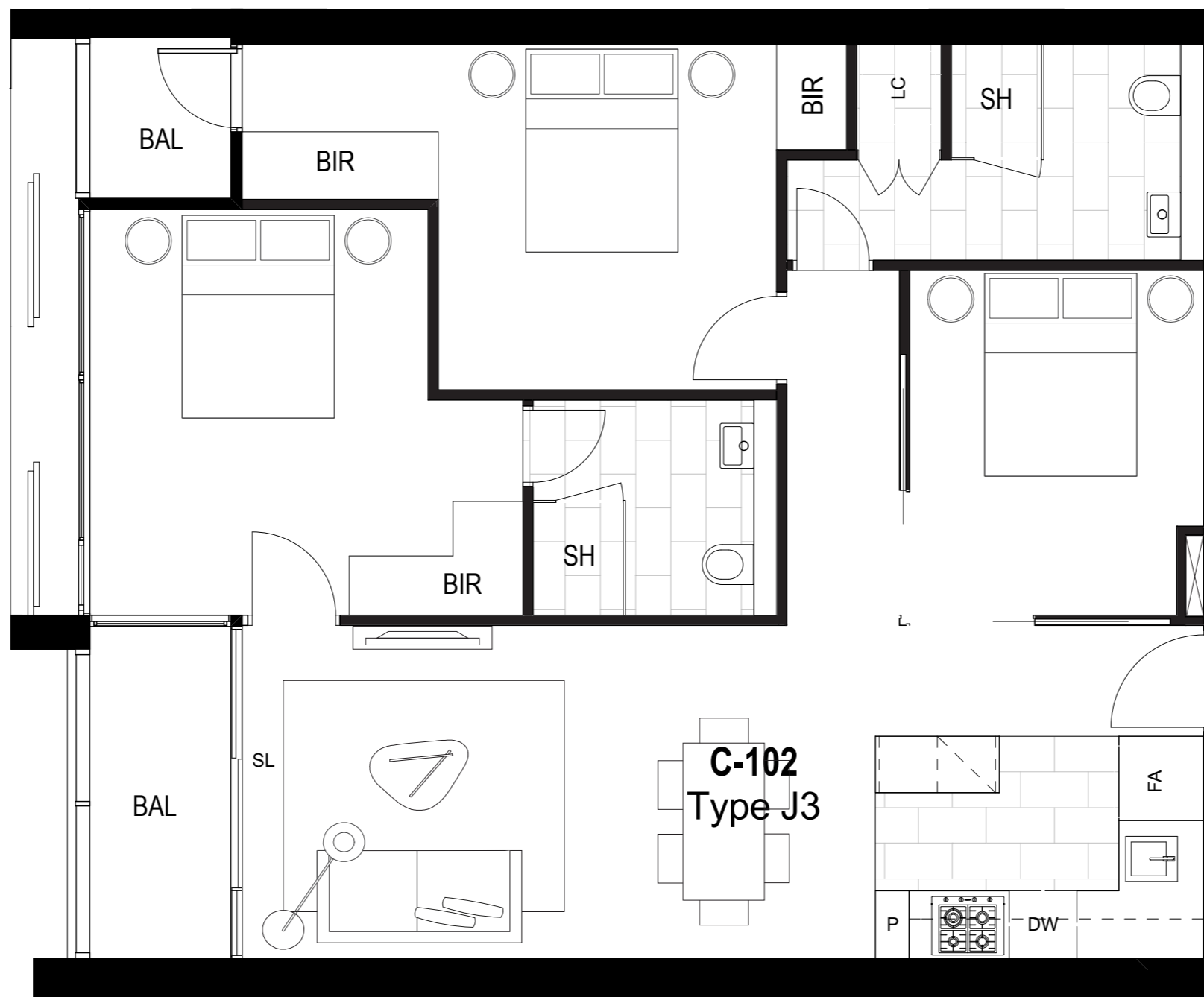


LEGEND

- SL SLIDING DOOR
- FA FRIDGE ALCOVE
- DW DISHWASHER
- P PANTRY
- LC LAUNDRY CLOSET
- BIR BUILT IN ROBES
- SH SHOWER
- BAL BALCONY
- HL HIGHLIGHT WINDOW

PLEASE NOTE: Dimensions and areas are approximate and are subject to change without notice. Internal measurements are taken from centreline of party walls, external face of corridors and the external face of the outside walls. Prospective purchasers must rely on their own enquiries and should refer to Annexure 4 (Drawings and Specifications) of the Contract of Sale. Loose furniture, whitegoods and planters are not included. The type of floor finishes and the area to which floor finishes are applied may vary.

INTERNAL 79.3m<sup>2</sup>  
 EXTERNAL 6.28m<sup>2</sup>  
 TOTAL AREA 85.58m<sup>2</sup>



COLOUR SCHEME  
 LIGHT

REVERSE CYCLE  
 AIR CONDITIONING  
 TO LIVING ROOM

(CONDENSER ON BALCONY)

LEGEND

- SL SLIDING DOOR
- FA FRIDGE ALCOVE
- DW DISHWASHER
- P PANTRY
- LC LAUNDRY CLOSET
- BIR BUILT IN ROBES
- SH SHOWER
- BAL BALCONY
- HL HIGHLIGHT WINDOW

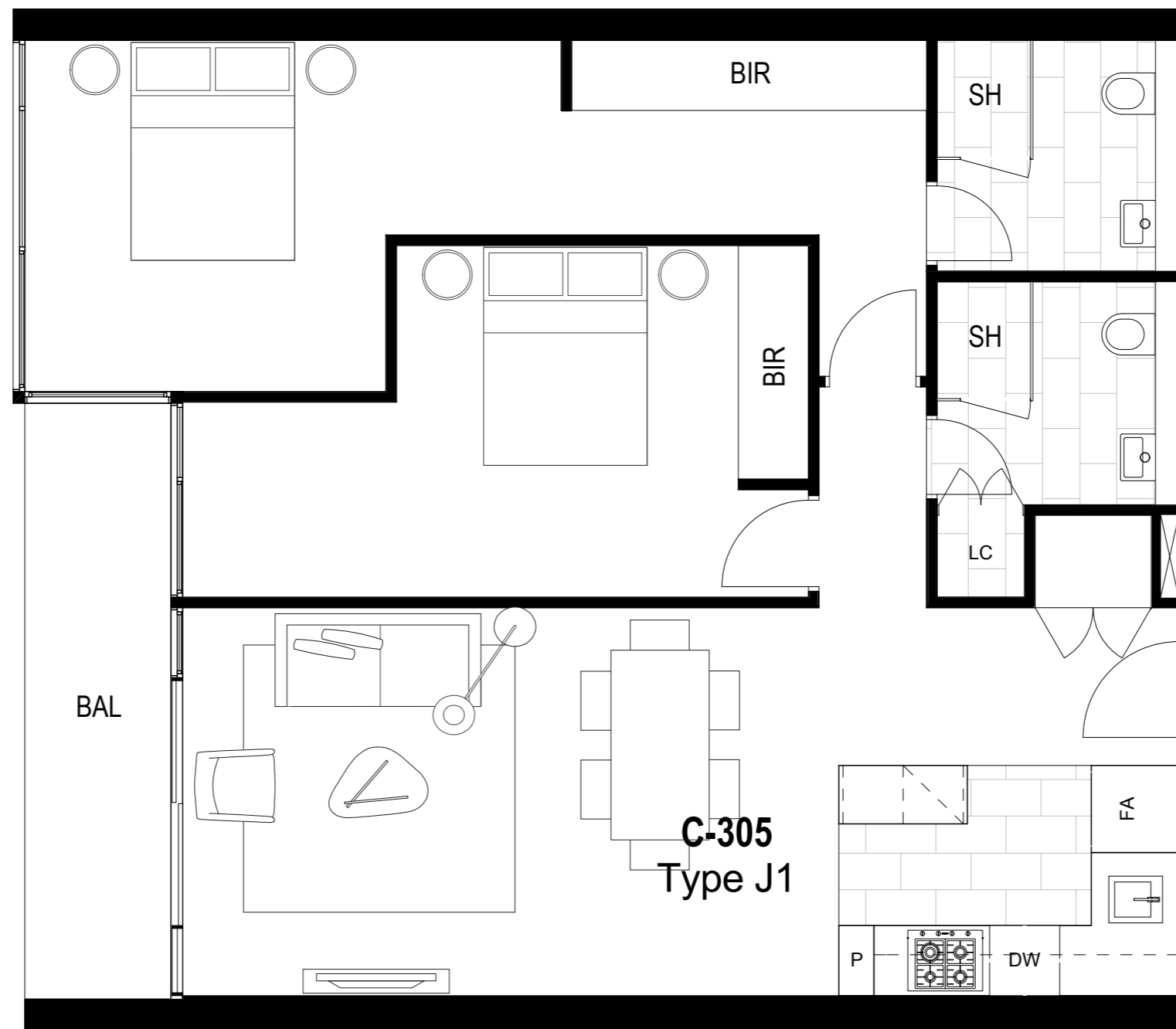
PLEASE NOTE: Dimensions and areas are approximate and are subject to change without notice. Internal measurements are taken from centreline of party walls, external face of corridors and the external face of the outside walls. Prospective purchasers must rely on their own enquiries and should refer to Annexure 4 (Drawings and Specifications) of the Contract of Sale. Loose furniture, whitegoods and planters are not included. The type of floor finishes and the area to which floor finishes are applied may vary.

INTERNAL 79.39m<sup>2</sup>  
 EXTERNAL 6.88m<sup>2</sup>  
 TOTAL AREA 86.27m<sup>2</sup>

COLOUR SCHEME  
 LIGHT

REVERSE CYCLE  
 AIR CONDITIONING  
 TO LIVING ROOM

(CONDENSER ON BALCONY)



LEGEND

- SL SLIDING DOOR
- FA FRIDGE ALCOVE
- DW DISHWASHER
- P PANTRY
- LC LAUNDRY CLOSET
- BIR BUILT IN ROBES
- SH SHOWER
- BAL BALCONY
- HL HIGHLIGHT WINDOW

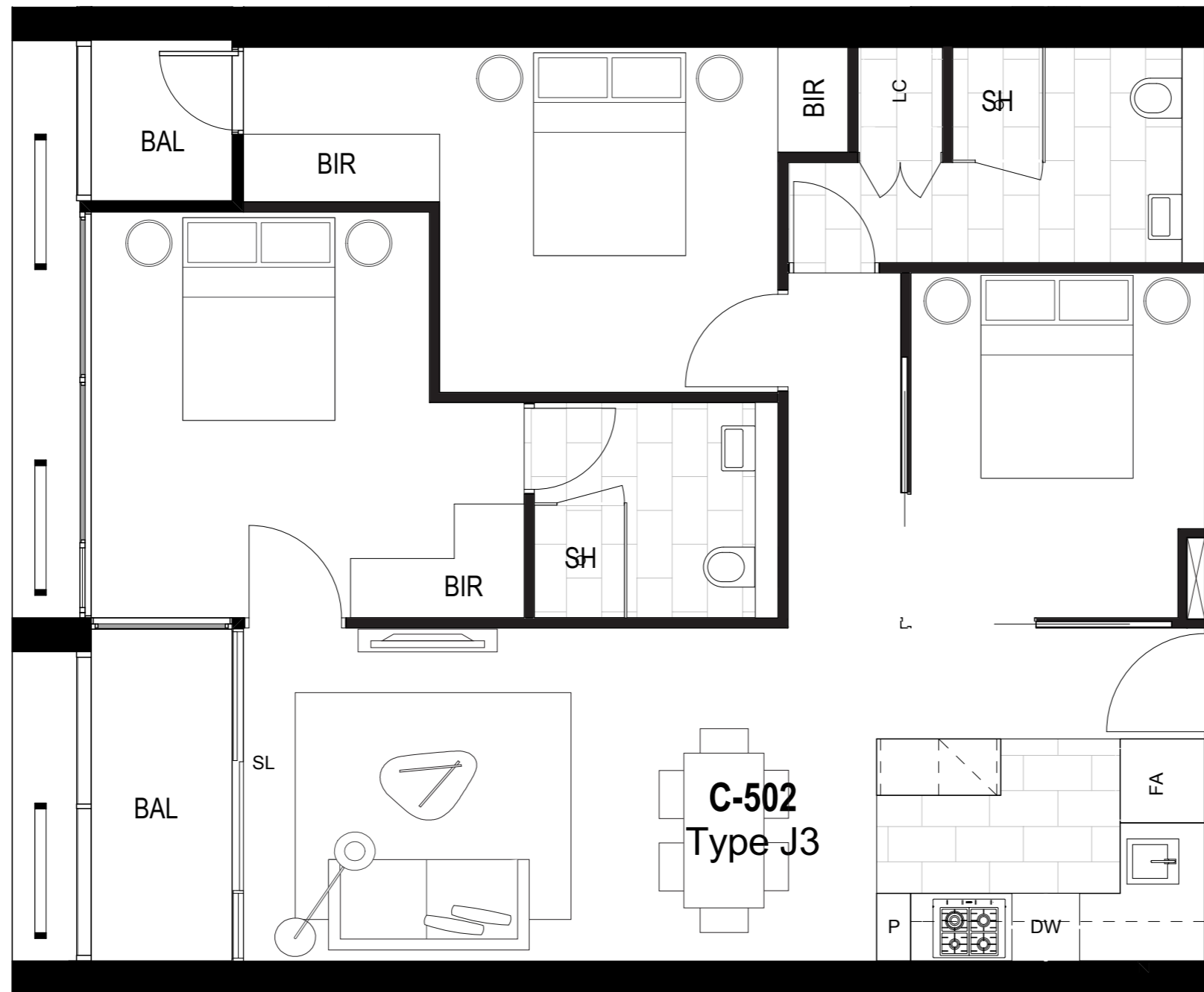
PLEASE NOTE: Dimensions and areas are approximate and are subject to change without notice. Internal measurements are taken from centreline of party walls, external face of corridors and the external face of the outside walls. Prospective purchasers must rely on their own enquiries and should refer to Annexure 4 (Drawings and Specifications) of the Contract of Sale. Loose furniture, whitegoods and planters are not included. The type of floor finishes and the area to which floor finishes are applied may vary.

APARTMENT C305

COLOUR SCHEME  
DARK

REVERSE CYCLE  
AIR CONDITIONING  
TO LIVING ROOM

(CONDENSER ON BALCONY)



INTERNAL	79.3m <sup>2</sup>
EXTERNAL	11.22m <sup>2</sup>
TOTAL AREA	90.52m <sup>2</sup>

LEGEND

- SL SLIDING DOOR
- FA FRIDGE ALCOVE
- DW DISHWASHER
- P PANTRY
- LC LAUNDRY CLOSET
- BIR BUILT IN ROBES
- SH SHOWER
- BAL BALCONY
- HL HIGHLIGHT WINDOW

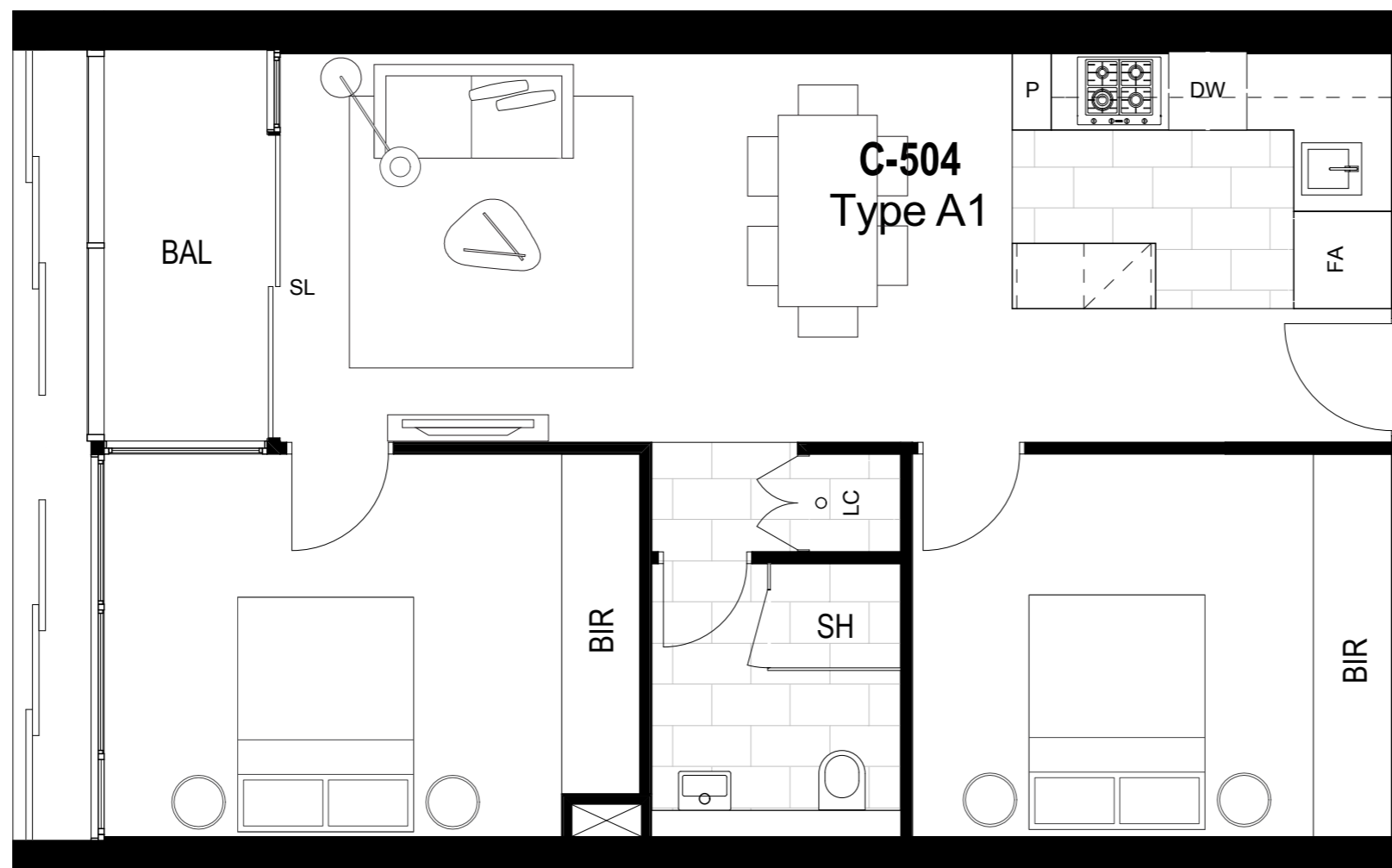
PLEASE NOTE: Dimensions and areas are approximate and are subject to change without notice. Internal measurements are taken from centreline of party walls, external face of corridors and the external face of the outside walls. Prospective purchasers must rely on their own enquiries and should refer to Annexure 4 (Drawings and Specifications) of the Contract of Sale. Loose furniture, whitegoods and planters are not included. The type of floor finishes and the area to which floor finishes are applied may vary.

INTERNAL 60.2m<sup>2</sup>  
 EXTERNAL 7.89m<sup>2</sup>  
 TOTAL AREA 68.09m<sup>2</sup>

COLOUR SCHEME  
 DARK

REVERSE CYCLE  
 AIR CONDITIONING  
 TO LIVING ROOM

(CONDENSER ON BALCONY)



LEGEND

- SL SLIDING DOOR
- FA FRIDGE ALCOVE
- DW DISHWASHER
- P PANTRY
- LC LAUNDRY CLOSET
- BIR BUILT IN ROBES
- SH SHOWER
- BAL BALCONY
- HL HIGHLIGHT WINDOW

PLEASE NOTE: Dimensions and areas are approximate and are subject to change without notice. Internal measurements are taken from centreline of party walls, external face of corridors and the external face of the outside walls. Prospective purchasers must rely on their own enquiries and should refer to Annexure 4 (Drawings and Specifications) of the Contract of Sale. Loose furniture, whitegoods and planters are not included. The type of floor finishes and the area to which floor finishes are applied may vary.

COLOUR SCHEME  
DARK



INTERNAL 79.39m<sup>2</sup>  
EXTERNAL 11.95m<sup>2</sup>  
TOTAL AREA 91.34m<sup>2</sup>

LEGEND

- SL SLIDING DOOR
- FA FRIDGE ALCOVE
- DW DISHWASHER
- P PANTRY
- LC LAUNDRY CLOSET
- BIR BUILT IN ROBES
- SH SHOWER
- BAL BALCONY
- HL HIGHLIGHT WINDOW

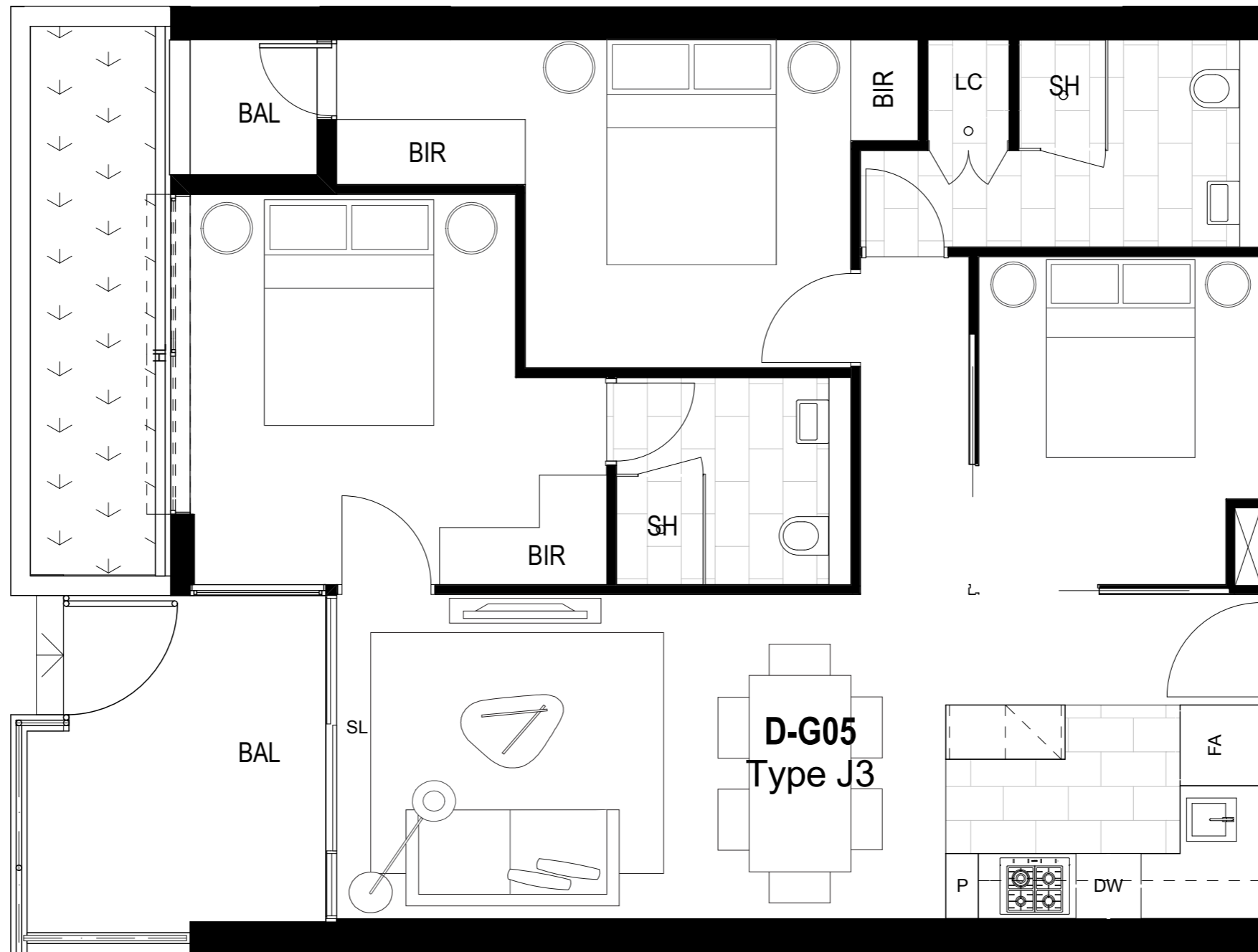
PLEASE NOTE: Dimensions and areas are approximate and are subject to change without notice. Internal measurements are taken from centreline of party walls, external face of corridors and the external face of the outside walls. Prospective purchasers must rely on their own enquiries and should refer to Annexure 4 (Drawings and Specifications) of the Contract of Sale. Loose furniture, whitegoods and planters are not included. The type of floor finishes and the area to which floor finishes are applied may vary.

INTERNAL 79.88m<sup>2</sup>  
 EXTERNAL 18.78m<sup>2</sup>  
 TOTAL AREA 98.66m<sup>2</sup>

COLOUR SCHEME  
 LIGHT

REVERSE CYCLE  
 AIR CONDITIONING  
 TO LIVING ROOM

(CONDENSER ON BALCONY)



LEGEND

- SL SLIDING DOOR
- FA FRIDGE ALCOVE
- DW DISHWASHER
- P PANTRY
- LC LAUNDRY CLOSET
- BIR BUILT IN ROBES
- SH SHOWER
- BAL BALCONY
- HL HIGHLIGHT WINDOW

PLEASE NOTE: Dimensions and areas are approximate and are subject to change without notice. Internal measurements are taken from centreline of party walls, external face of corridors and the external face of the outside walls. Prospective purchasers must rely on their own enquiries and should refer to Annexure 4 (Drawings and Specifications) of the Contract of Sale. Loose furniture, whitegoods and planters are not included. The type of floor finishes and the area to which floor finishes are applied may vary.

APARTMENT DG05

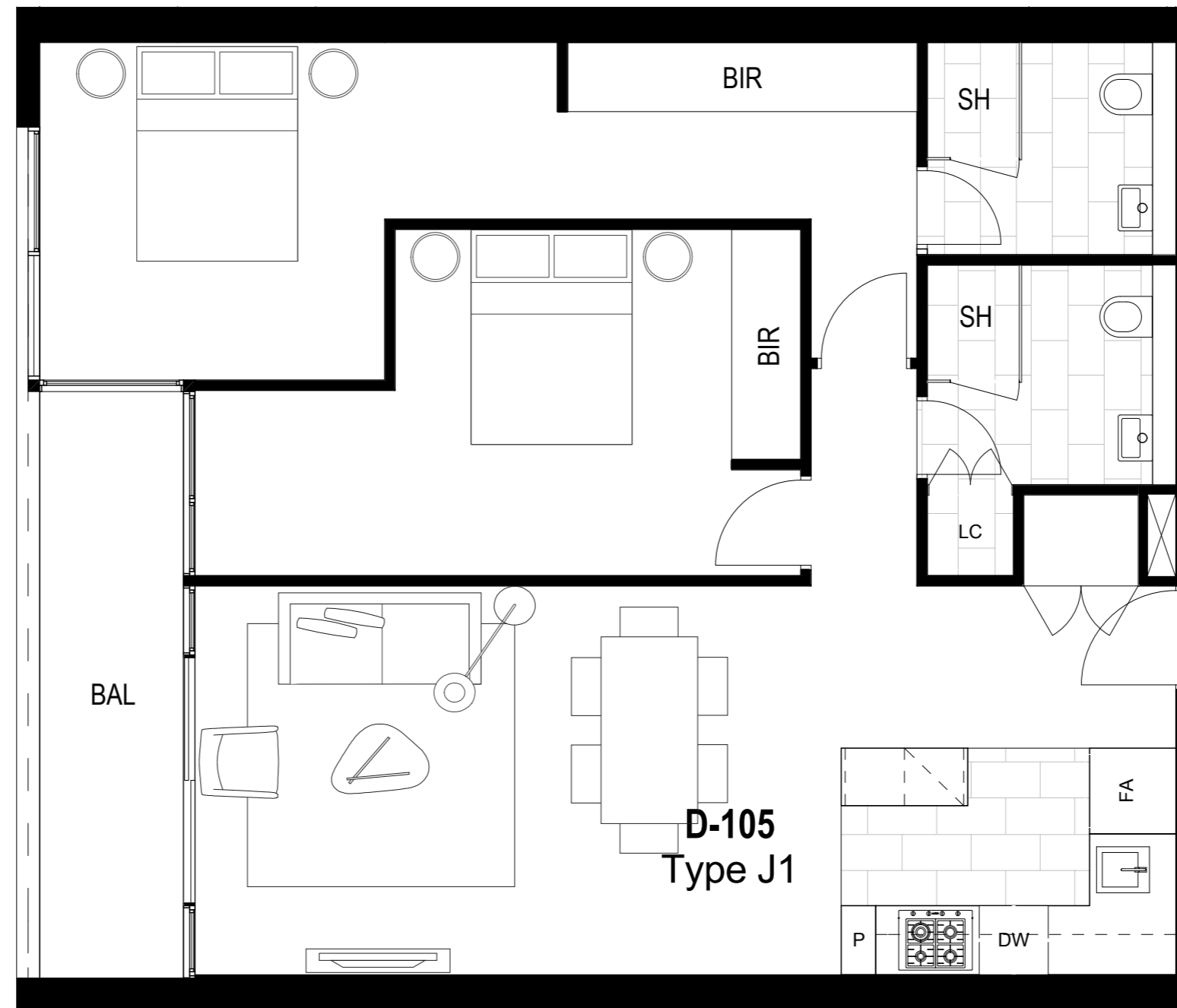


INTERNAL 79.88m<sup>2</sup>  
 EXTERNAL 6.62m<sup>2</sup>  
 TOTAL AREA 86.50m<sup>2</sup>

COLOUR SCHEME  
 LIGHT

REVERSE CYCLE  
 AIR CONDITIONING  
 TO LIVING ROOM

(CONDENSER ON BALCONY)



- LEGEND
- SL SLIDING DOOR
  - FA FRIDGE ALCOVE
  - DW DISHWASHER
  - P PANTRY
  - LC LAUNDRY CLOSET
  - BIR BUILT IN ROBES
  - SH SHOWER
  - BAL BALCONY
  - HL HIGHLIGHT WINDOW

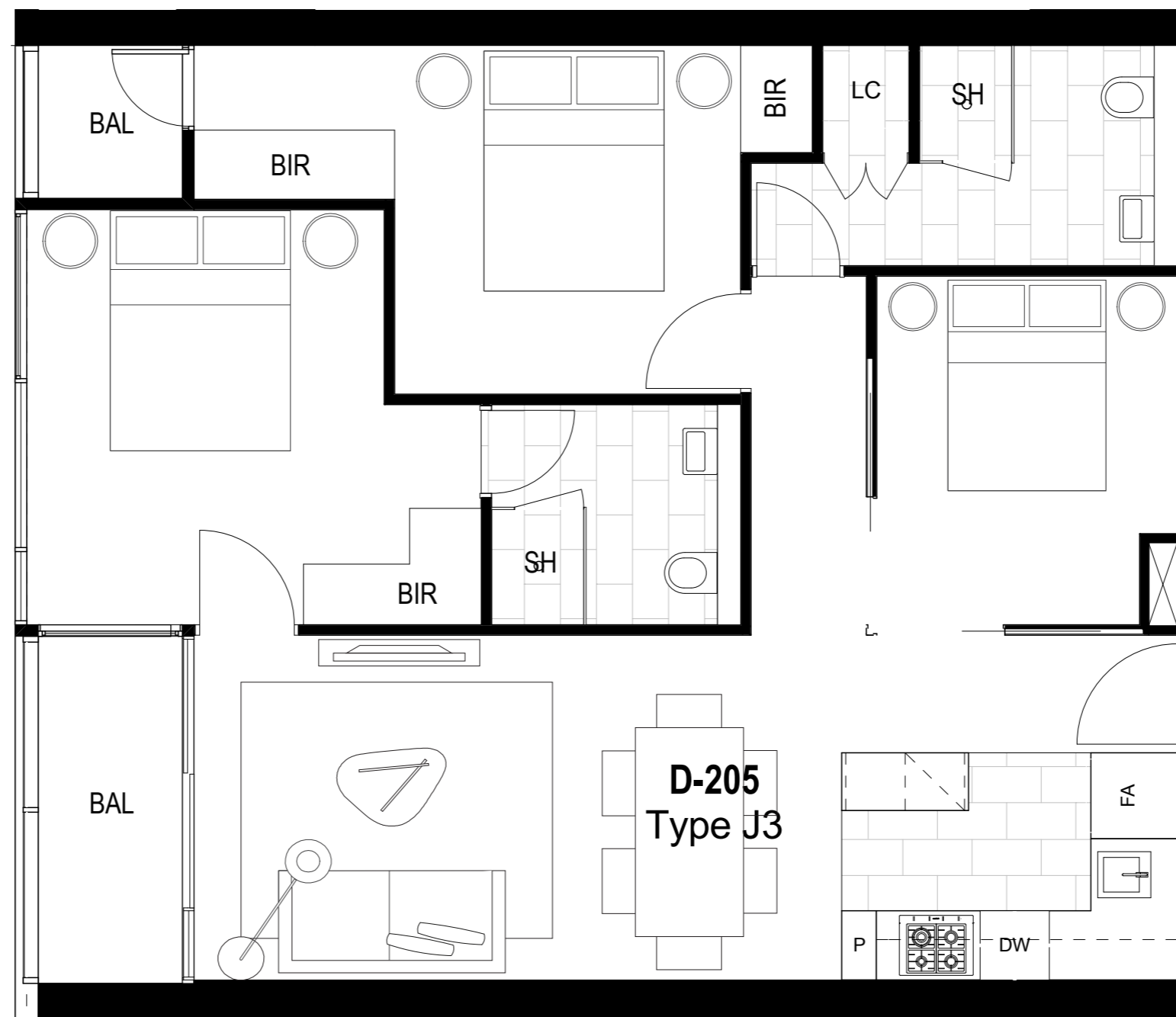
PLEASE NOTE: Dimensions and areas are approximate and are subject to change without notice. Internal measurements are taken from centreline of party walls, external face of corridors and the external face of the outside walls. Prospective purchasers must rely on their own enquiries and should refer to Annexure 4 (Drawings and Specifications) of the Contract of Sale. Loose furniture, whitegoods and planters are not included. The type of floor finishes and the area to which floor finishes are applied may vary.

INTERNAL 79.88m<sup>2</sup>  
 EXTERNAL 6.62m<sup>2</sup>  
 TOTAL AREA 86.50m<sup>2</sup>

COLOUR SCHEME  
 LIGHT

REVERSE CYCLE  
 AIR CONDITIONING  
 TO LIVING ROOM

(CONDENSER ON BALCONY)



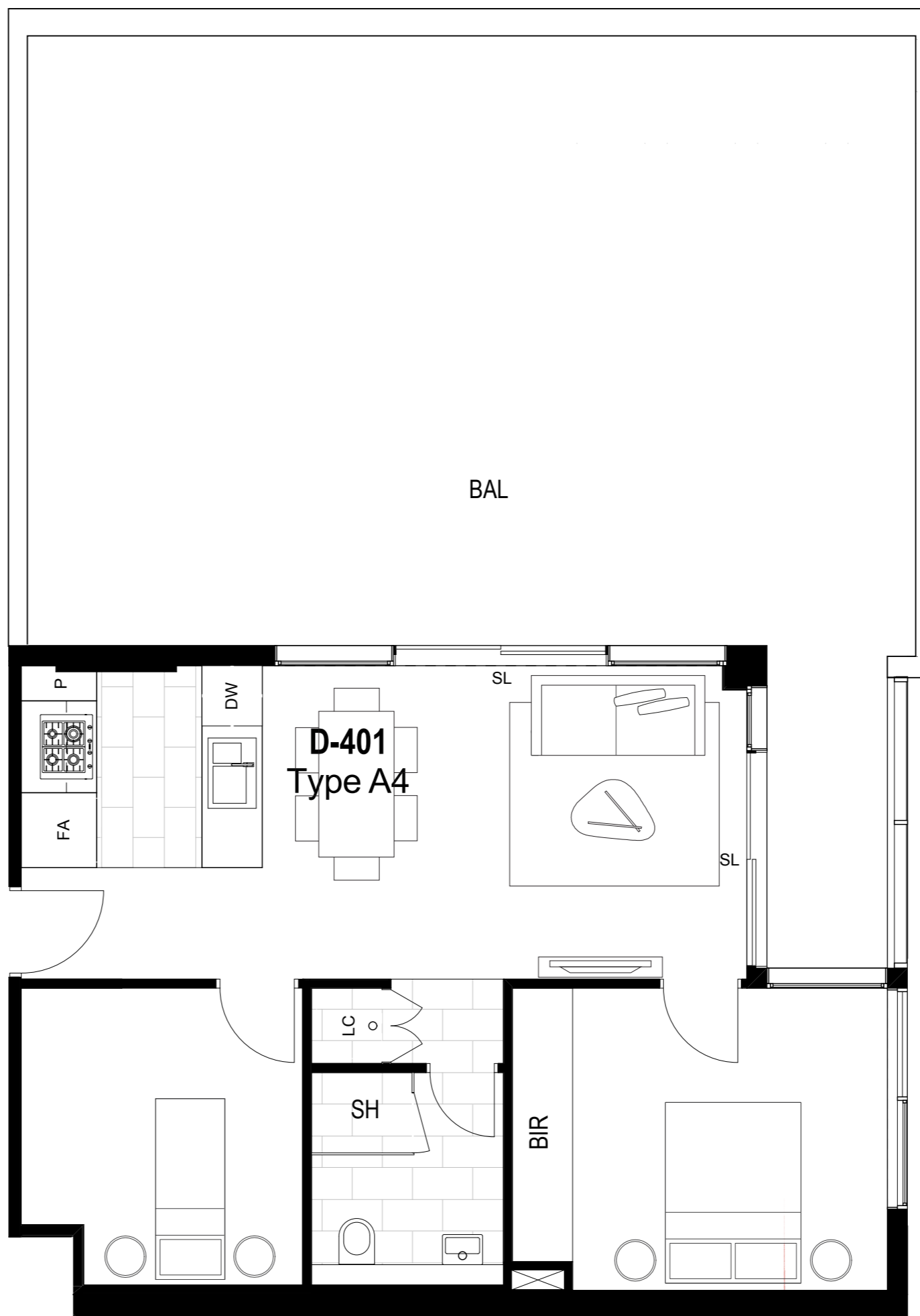
LEGEND

- SL SLIDING DOOR
- FA FRIDGE ALCOVE
- DW DISHWASHER
- P PANTRY
- LC LAUNDRY CLOSET
- BIR BUILT IN ROBES
- SH SHOWER
- BAL BALCONY
- HL HIGHLIGHT WINDOW

PLEASE NOTE: Dimensions and areas are approximate and are subject to change without notice. Internal measurements are taken from centreline of party walls, external face of corridors and the external face of the outside walls. Prospective purchasers must rely on their own enquiries and should refer to Annexure 4 (Drawings and Specifications) of the Contract of Sale. Loose furniture, whitegoods and planters are not included. The type of floor finishes and the area to which floor finishes are applied may vary.

INTERNAL 52.74m<sup>2</sup>  
 EXTERNAL 68.93m<sup>2</sup>  
 TOTAL AREA 121.67m<sup>2</sup>

COLOUR SCHEME  
 LIGHT  
 REVERSE CYCLE  
 AIR CONDITIONING  
 TO LIVING ROOM  
 (CONDENSER ON BALCONY)

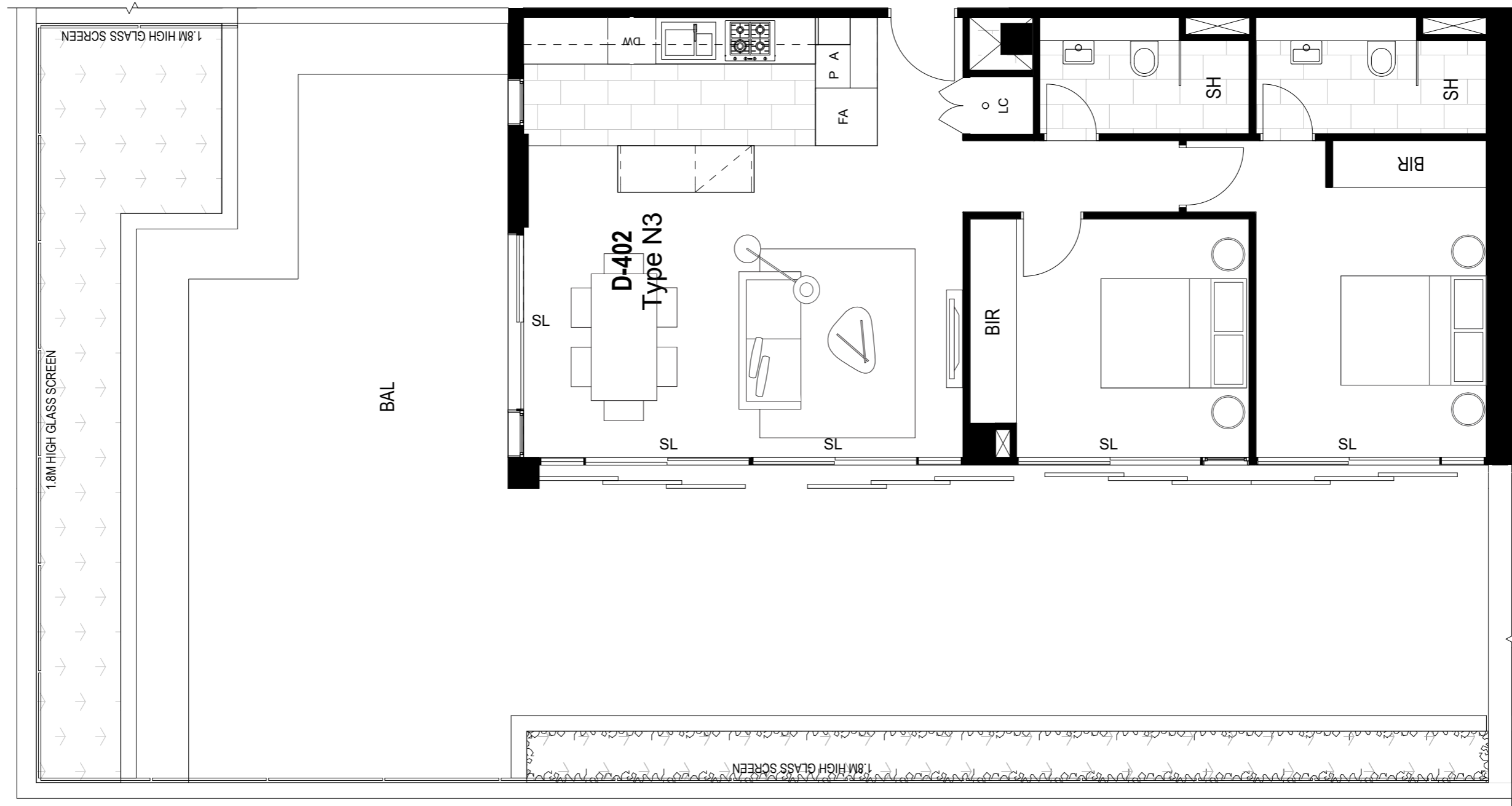


LEGEND

- SL SLIDING DOOR
- FA FRIDGE ALCOVE
- DW DISHWASHER
- P PANTRY
- LC LAUNDRY CLOSET
- BIR BUILT IN ROBES
- SH SHOWER
- BAL BALCONY
- HL HIGHLIGHT WINDOW

PLEASE NOTE: Dimensions and areas are approximate and are subject to change without notice. Internal measurements are taken from centreline of party walls, external face of corridors and the external face of the outside walls. Prospective purchasers must rely on their own enquiries and should refer to Annexure 4 (Drawings and Specifications) of the Contract of Sale. Loose furniture, whitegoods and planters are not included. The type of floor finishes and the area to which floor finishes are applied may vary.

APARTMENT D401



INTERNAL 76.14m<sup>2</sup>  
 EXTERNAL 119.65m<sup>2</sup>  
 TOTAL AREA 195.79m<sup>2</sup>

PLEASE NOTE: Dimensions and areas are approximate and are subject to change without notice. Internal measurements are taken from centreline of party walls, external face of corridors and the external face of the outside walls. Prospective purchasers must rely on their own enquiries and should refer to Annexure 4 (Drawings and Specifications) of the Contract of Sale. Loose furniture, whitegoods and planters are not included. The type of floor finishes and the area to which floor finishes are applied may vary.

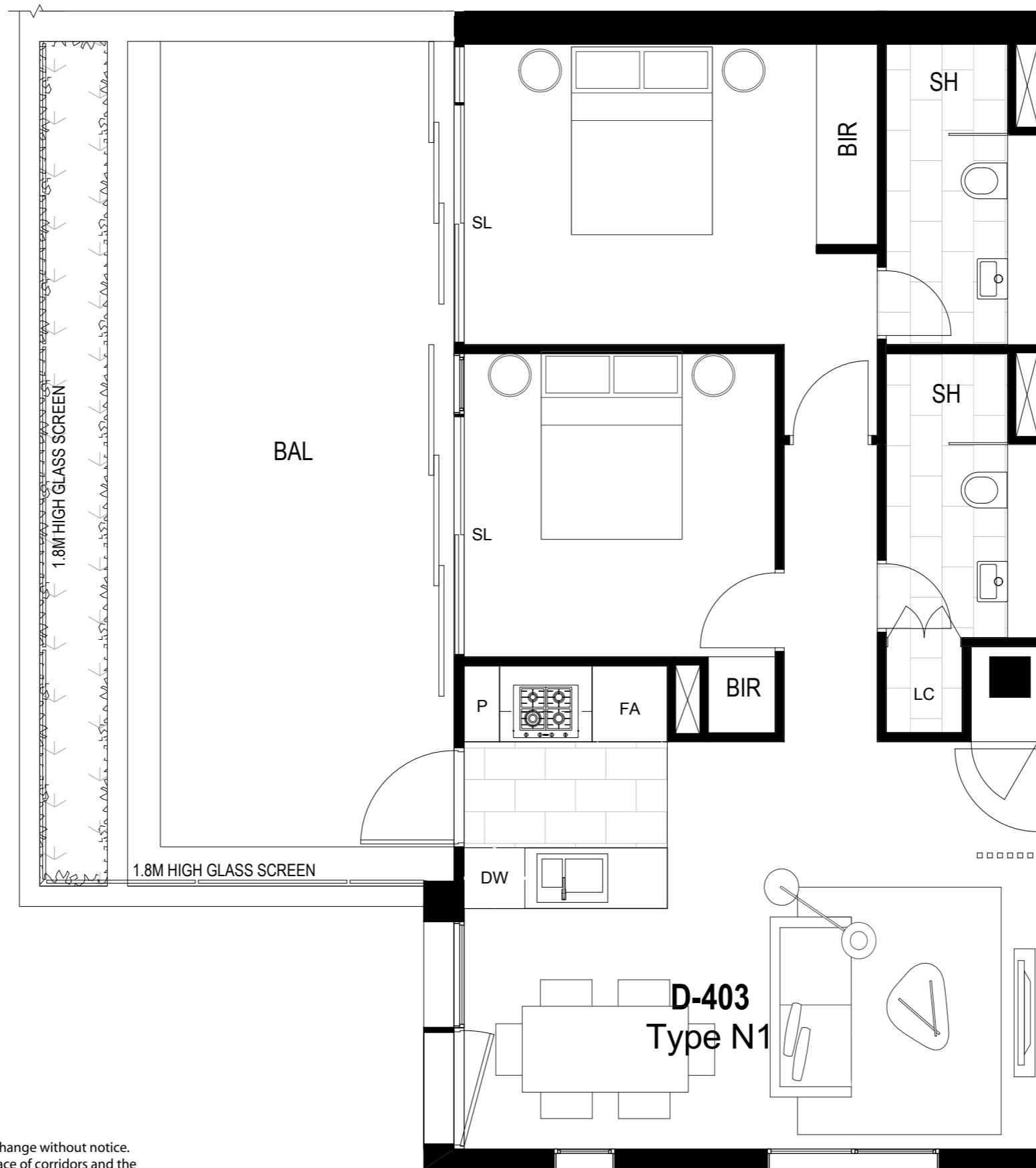
COLOUR SCHEME  
 LIGHT  
 REVERSE CYCLE  
 AIR CONDITIONING  
 TO LIVING ROOM  
 (CONDENSER ON BALCONY)

LEGEND

- SL SLIDING DOOR
- FA FRIDGE ALCOVE
- DW DISHWASHER
- P PANTRY
- LC LAUNDRY CLOSET
- BIR BUILT IN ROBES
- SH SHOWER
- BAL BALCONY
- HL HIGHLIGHT WINDOW

APARTMENT D402

INTERNAL 67.47m<sup>2</sup>  
 EXTERNAL 37.21m<sup>2</sup>  
 TOTAL AREA 104.68m<sup>2</sup>



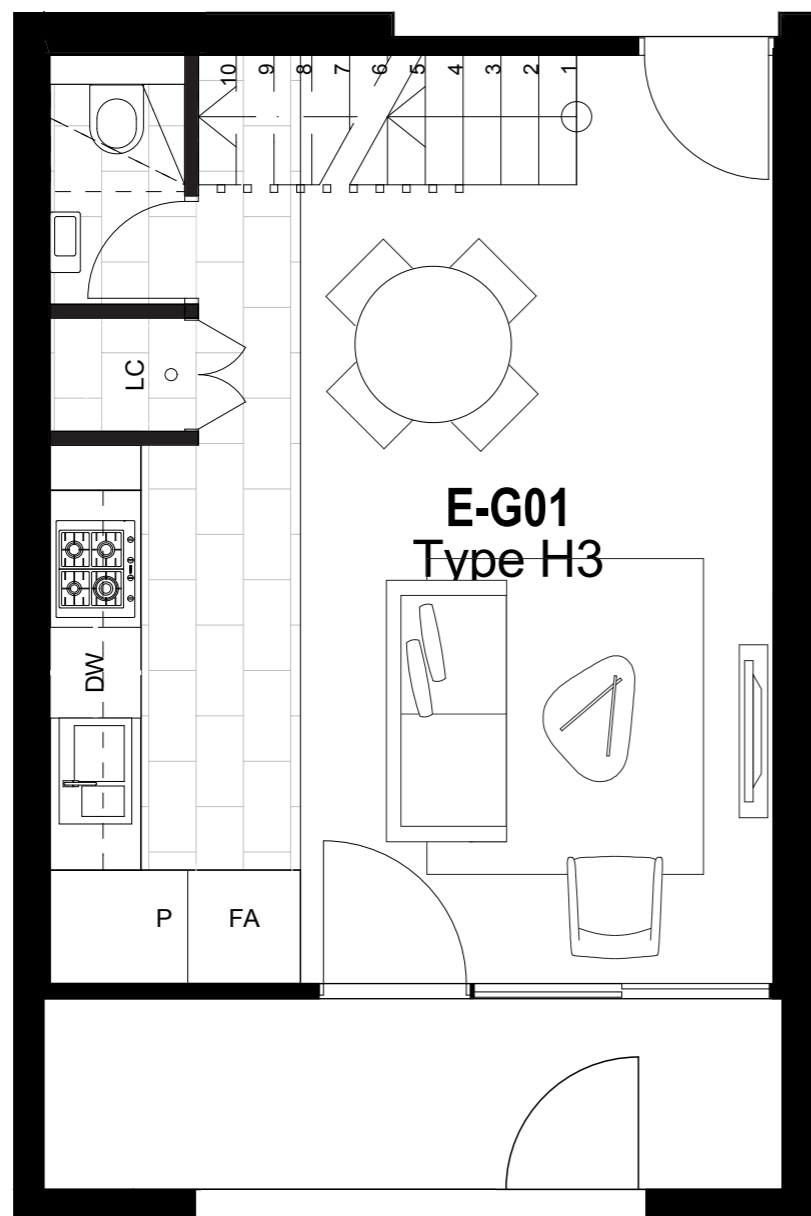
COLOUR SCHEME  
 LIGHT  
 REVERSE CYCLE  
 AIR CONDITIONING  
 TO LIVING ROOM  
 (CONDENSER ON BALCONY)

LEGEND

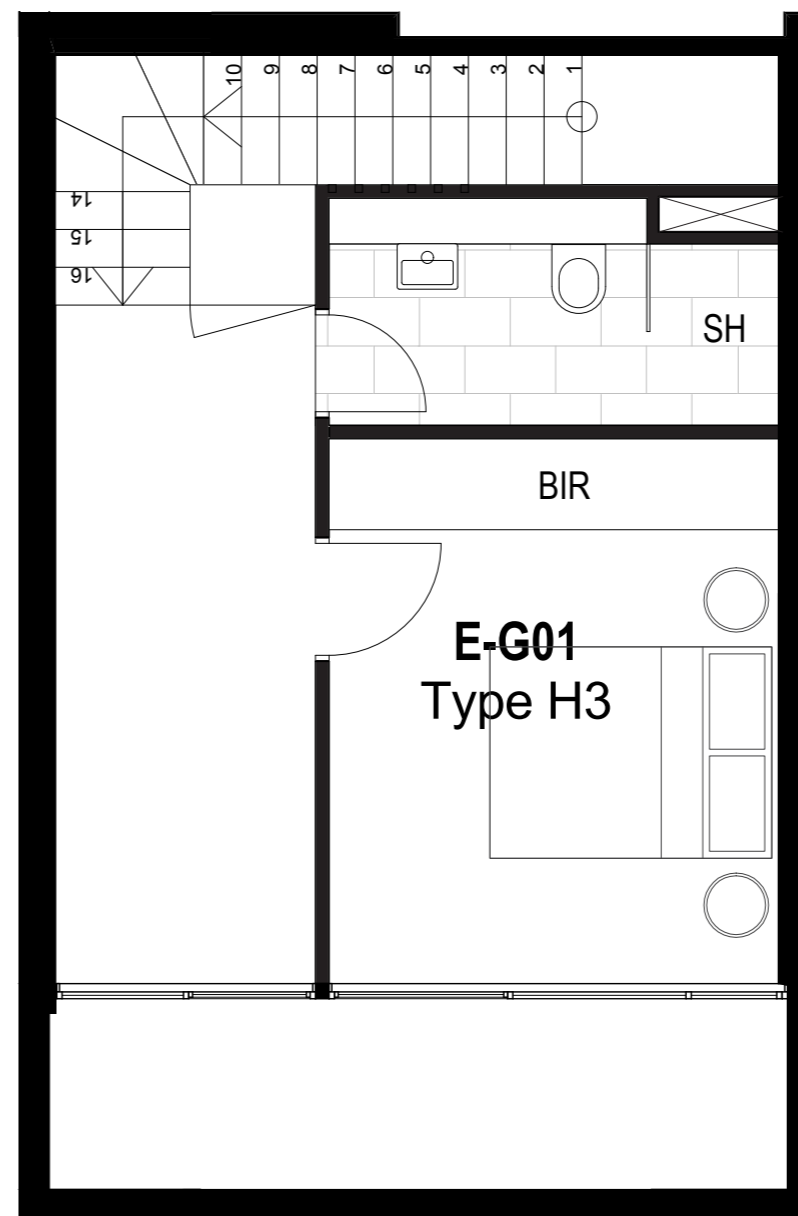
- SL SLIDING DOOR
- FA FRIDGE ALCOVE
- DW DISHWASHER
- P PANTRY
- LC LAUNDRY CLOSET
- BIR BUILT IN ROBES
- SH SHOWER
- BAL BALCONY
- HL HIGHLIGHT WINDOW

PLEASE NOTE: Dimensions and areas are approximate and are subject to change without notice. Internal measurements are taken from centreline of party walls, external face of corridors and the external face of the outside walls. Prospective purchasers must rely on their own enquiries and should refer to Annexure 4 (Drawings and Specifications) of the Contract of Sale. Loose furniture, whitegoods and planters are not included. The type of floor finishes and the area to which floor finishes are applied may vary.

APARTMENT D403



**LOWER LEVEL**  
(Ground Level)



**UPPER LEVEL**  
(Level 01)

COLOUR SCHEME  
DARK

REVERSE CYCLE  
AIR CONDITIONING  
TO LIVING ROOM

(CONDENSER ON BALCONY)

INTERNAL 66.14m<sup>2</sup>  
EXTERNAL 10.30m<sup>2</sup>  
TOTAL AREA 76.44m<sup>2</sup>

LEGEND

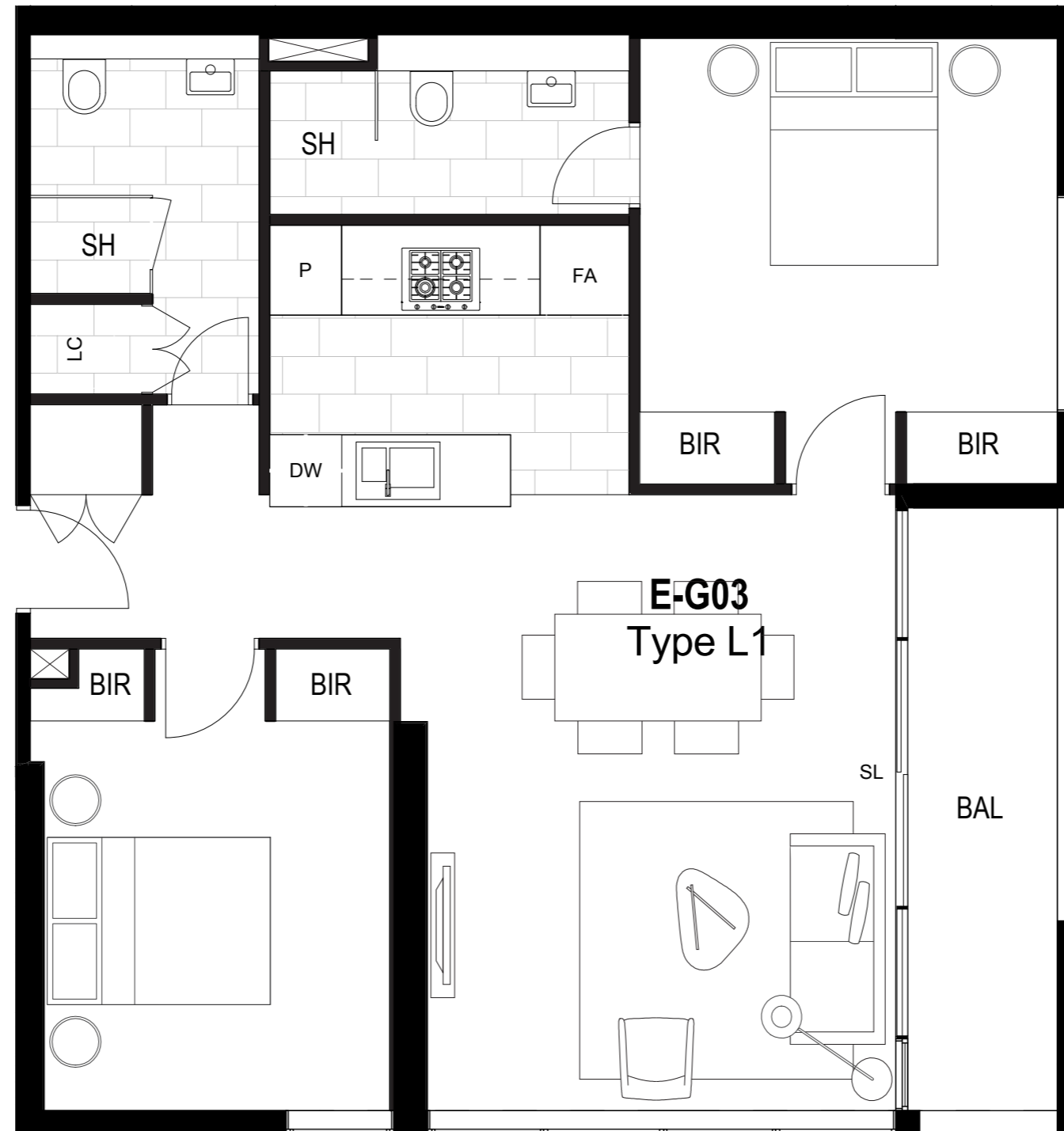
- SL SLIDING DOOR
- FA FRIDGE ALCOVE
- DW DISHWASHER
- P PANTRY
- LC LAUNDRY CLOSET
- BIR BUILT IN ROBES
- SH SHOWER
- BAL BALCONY
- HL HIGHLIGHT WINDOW

PLEASE NOTE: Dimensions and areas are approximate and are subject to change without notice. Internal measurements are taken from centreline of party walls, external face of corridors and the external face of the outside walls. Prospective purchasers must rely on their own enquiries and should refer to Annexure 4 (Drawings and Specifications) of the Contract of Sale. Loose furniture, whitegoods and planters are not included. The type of floor finishes and the area to which floor finishes are applied may vary.

APARTMENT EG01

INTERNAL 75.94m<sup>2</sup>  
 EXTERNAL 7.49m<sup>2</sup>  
 TOTAL AREA 83.43m<sup>2</sup>

COLOUR SCHEME  
 LIGHT  
 REVERSE CYCLE  
 AIR CONDITIONING  
 TO LIVING ROOM  
 (CONDENSER ON BALCONY)



- LEGEND
- SL SLIDING DOOR
  - FA FRIDGE ALCOVE
  - DW DISHWASHER
  - P PANTRY
  - LC LAUNDRY CLOSET
  - BIR BUILT IN ROBES
  - SH SHOWER
  - BAL BALCONY
  - HL HIGHLIGHT WINDOW

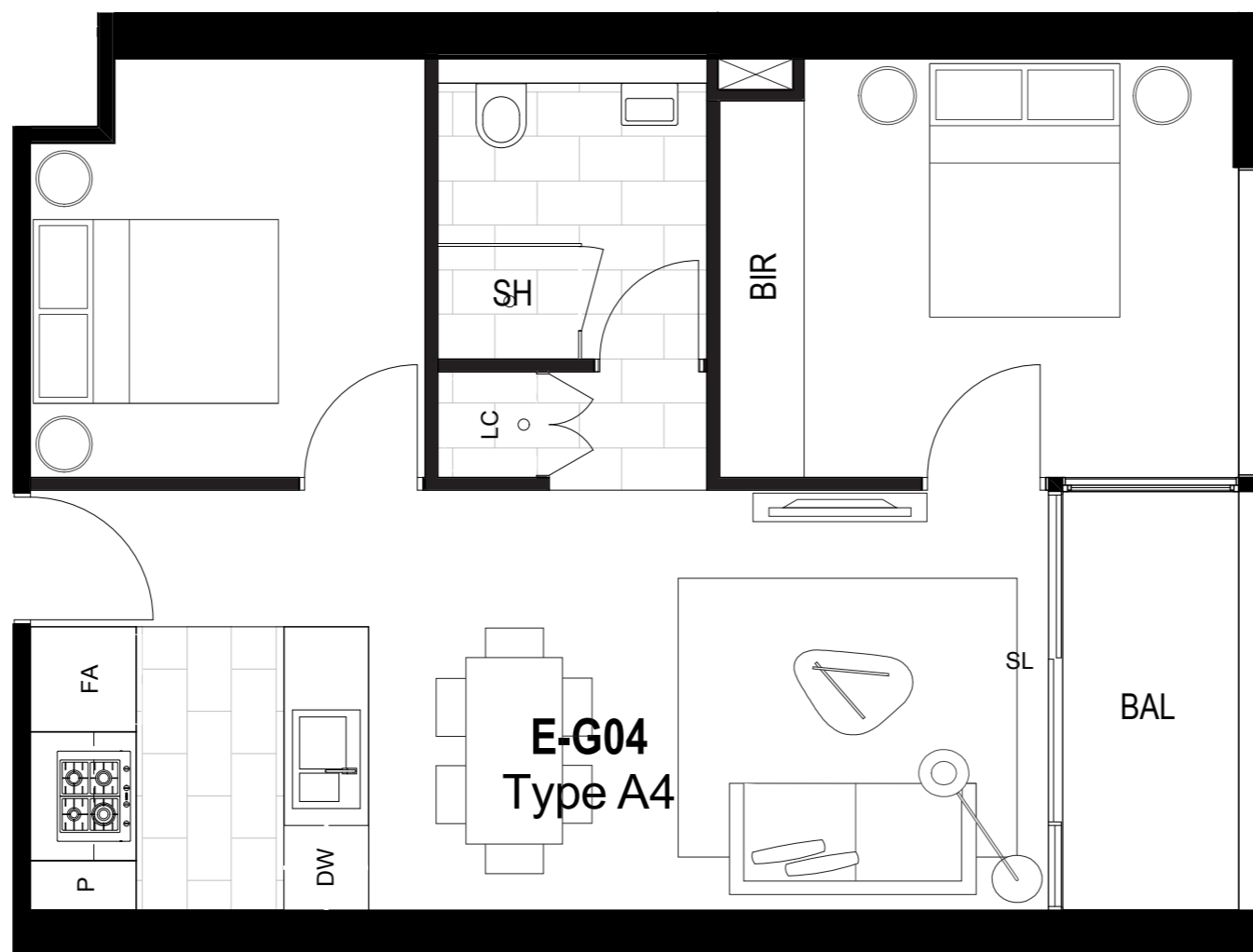
PLEASE NOTE: Dimensions and areas are approximate and are subject to change without notice. Internal measurements are taken from centreline of party walls, external face of corridors and the external face of the outside walls. Prospective purchasers must rely on their own enquiries and should refer to Annexure 4 (Drawings and Specifications) of the Contract of Sale. Loose furniture, whitegoods and planters are not included. The type of floor finishes and the area to which floor finishes are applied may vary.

INTERNAL 52.63m<sup>2</sup>  
 EXTERNAL 4.45m<sup>2</sup>  
 TOTAL AREA 57.08m<sup>2</sup>

COLOUR SCHEME  
 LIGHT

REVERSE CYCLE  
 AIR CONDITIONING  
 TO LIVING ROOM

(CONDENSER ON BALCONY)



LEGEND

- SL SLIDING DOOR
- FA FRIDGE ALCOVE
- DW DISHWASHER
- P PANTRY
- LC LAUNDRY CLOSET
- BIR BUILT IN ROBES
- SH SHOWER
- BAL BALCONY
- HL HIGHLIGHT WINDOW

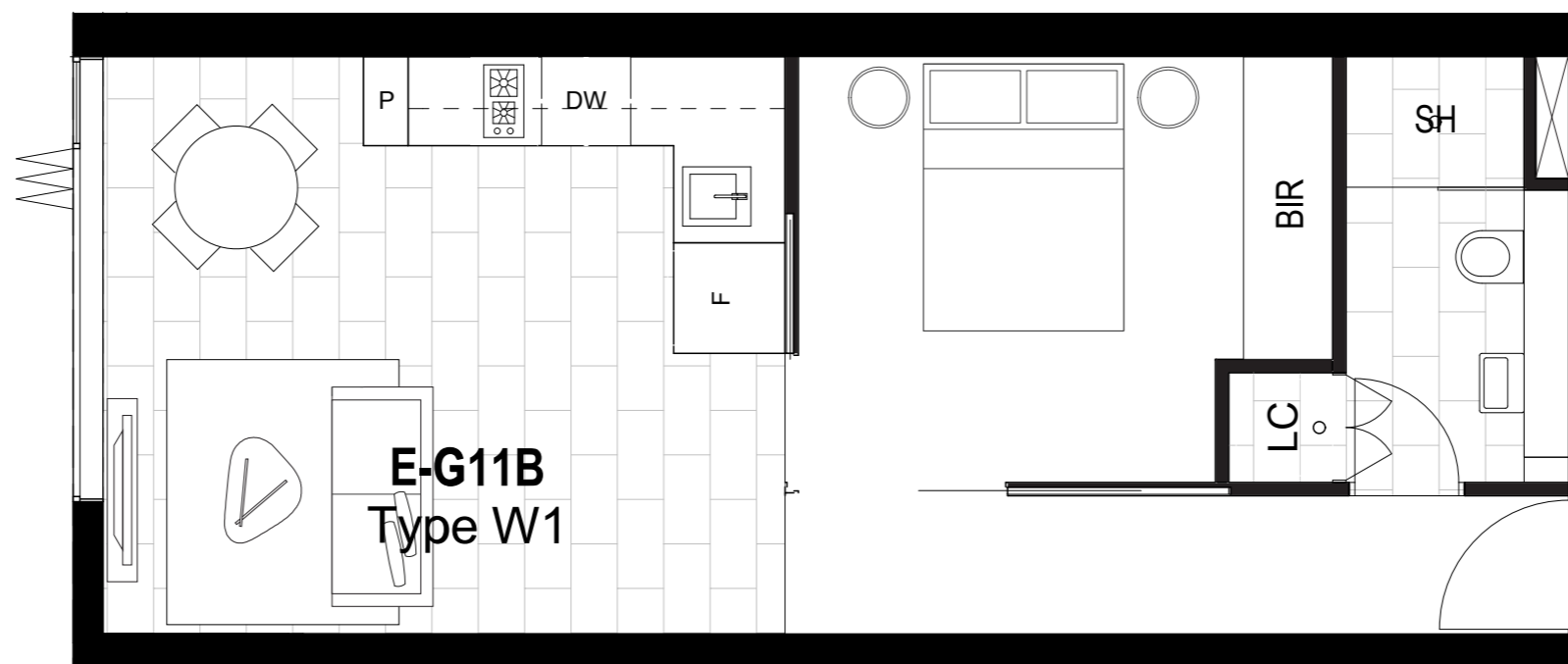
PLEASE NOTE: Dimensions and areas are approximate and are subject to change without notice. Internal measurements are taken from centreline of party walls, external face of corridors and the external face of the outside walls. Prospective purchasers must rely on their own enquiries and should refer to Annexure 4 (Drawings and Specifications) of the Contract of Sale. Loose furniture, whitegoods and planters are not included. The type of floor finishes and the area to which floor finishes are applied may vary.



INTERNAL 43.35m<sup>2</sup>  
 EXTERNAL 0m<sup>2</sup>  
 TOTAL AREA 43.35m<sup>2</sup>

COLOUR SCHEME  
 DARK

REVERSE CYCLE  
 AIR CONDITIONING  
 TO LIVING ROOM



LEGEND

- SL SLIDING DOOR
- FA FRIDGE ALCOVE
- DW DISHWASHER
- P PANTRY
- LC LAUNDRY CLOSET
- BIR BUILT IN ROBES
- SH SHOWER
- BAL BALCONY
- HL HIGHLIGHT WINDOW

PLEASE NOTE: Dimensions and areas are approximate and are subject to change without notice. Internal measurements are taken from centreline of party walls, external face of corridors and the external face of the outside walls. Prospective purchasers must rely on their own enquiries and should refer to Annexure 4 (Drawings and Specifications) of the Contract of Sale. Loose furniture, whitegoods and planters are not included. The type of floor finishes and the area to which floor finishes are applied may vary.

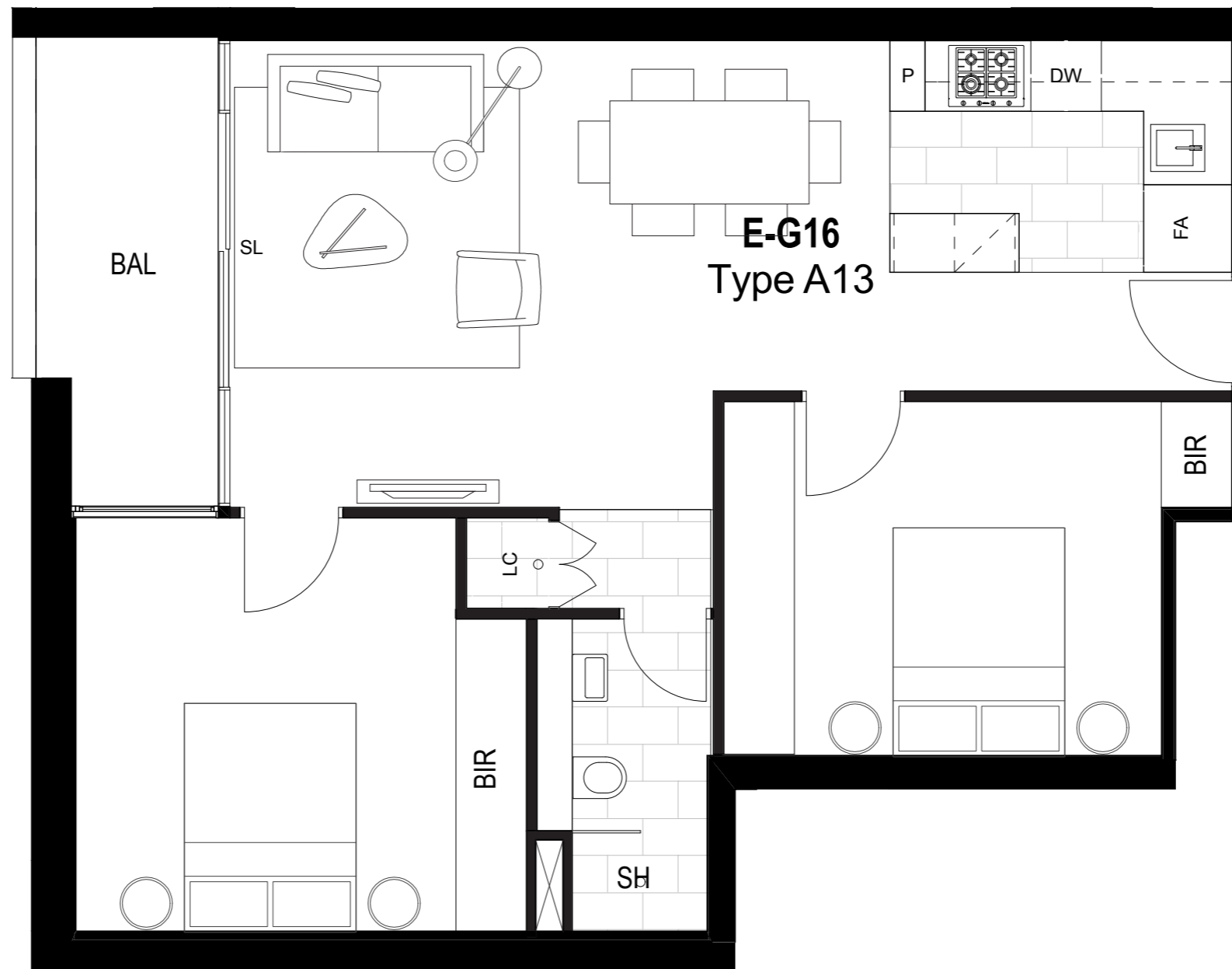
APARTMENT EG11B

INTERNAL 65.80m<sup>2</sup>  
 EXTERNAL 7.04m<sup>2</sup>  
 TOTAL AREA 72.84m<sup>2</sup>

COLOUR SCHEME  
 LIGHT

REVERSE CYCLE  
 AIR CONDITIONING  
 TO LIVING ROOM

(CONDENSER ON BALCONY)



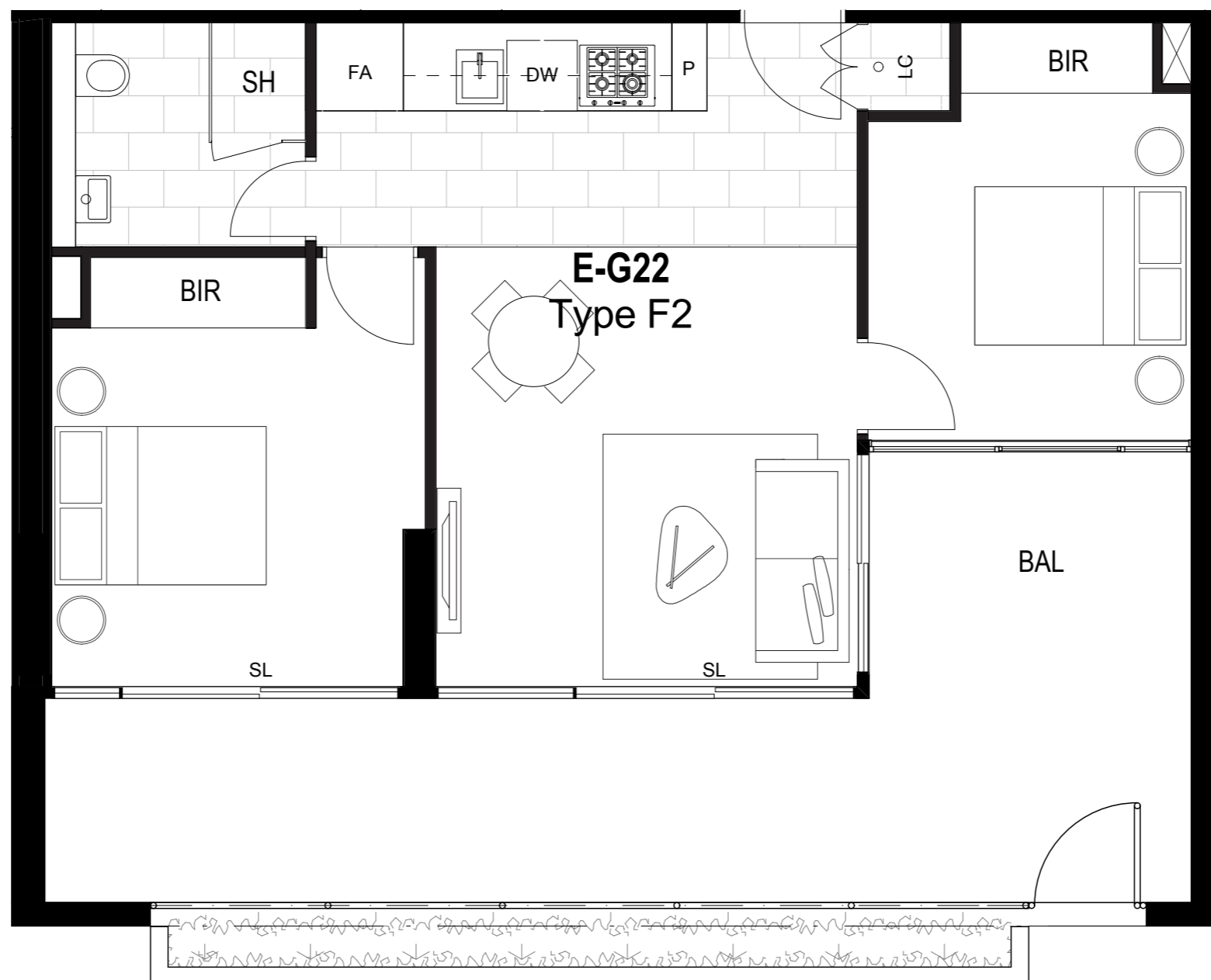
LEGEND

- SL SLIDING DOOR
- FA FRIDGE ALCOVE
- DW DISHWASHER
- P PANTRY
- LC LAUNDRY CLOSET
- BIR BUILT IN ROBES
- SH SHOWER
- BAL BALCONY
- HL HIGHLIGHT WINDOW

PLEASE NOTE: Dimensions and areas are approximate and are subject to change without notice. Internal measurements are taken from centreline of party walls, external face of corridors and the external face of the outside walls. Prospective purchasers must rely on their own enquiries and should refer to Annexure 4 (Drawings and Specifications) of the Contract of Sale. Loose furniture, whitegoods and planters are not included. The type of floor finishes and the area to which floor finishes are applied may vary.

INTERNAL 53.52m<sup>2</sup>  
 EXTERNAL 25.08m<sup>2</sup>  
 TOTAL AREA 78.6m<sup>2</sup>

COLOUR SCHEME  
 DARK



LEGEND

- SL SLIDING DOOR
- FA FRIDGE ALCOVE
- DW DISHWASHER
- P PANTRY
- LC LAUNDRY CLOSET
- BIR BUILT IN ROBES
- SH SHOWER
- BAL BALCONY
- HL HIGHLIGHT WINDOW

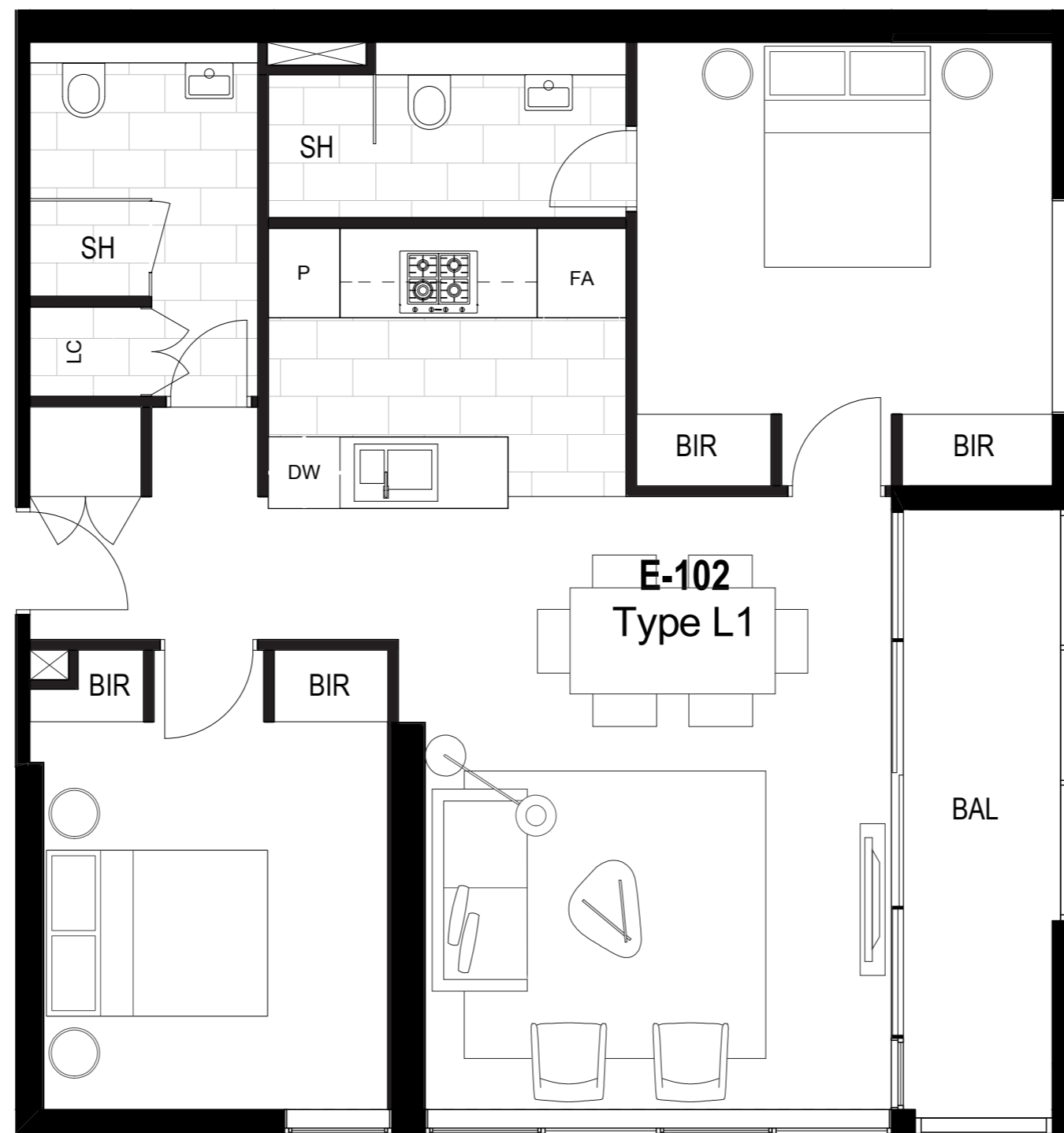
PLEASE NOTE: Dimensions and areas are approximate and are subject to change without notice. Internal measurements are taken from centreline of party walls, external face of corridors and the external face of the outside walls. Prospective purchasers must rely on their own enquiries and should refer to Annexure 4 (Drawings and Specifications) of the Contract of Sale. Loose furniture, whitegoods and planters are not included. The type of floor finishes and the area to which floor finishes are applied may vary.

INTERNAL 75.65m<sup>2</sup>  
 EXTERNAL 7.26m<sup>2</sup>  
 TOTAL AREA 82.91m<sup>2</sup>

COLOUR SCHEME  
 LIGHT

REVERSE CYCLE  
 AIR CONDITIONING  
 TO LIVING ROOM

(CONDENSER ON BALCONY)



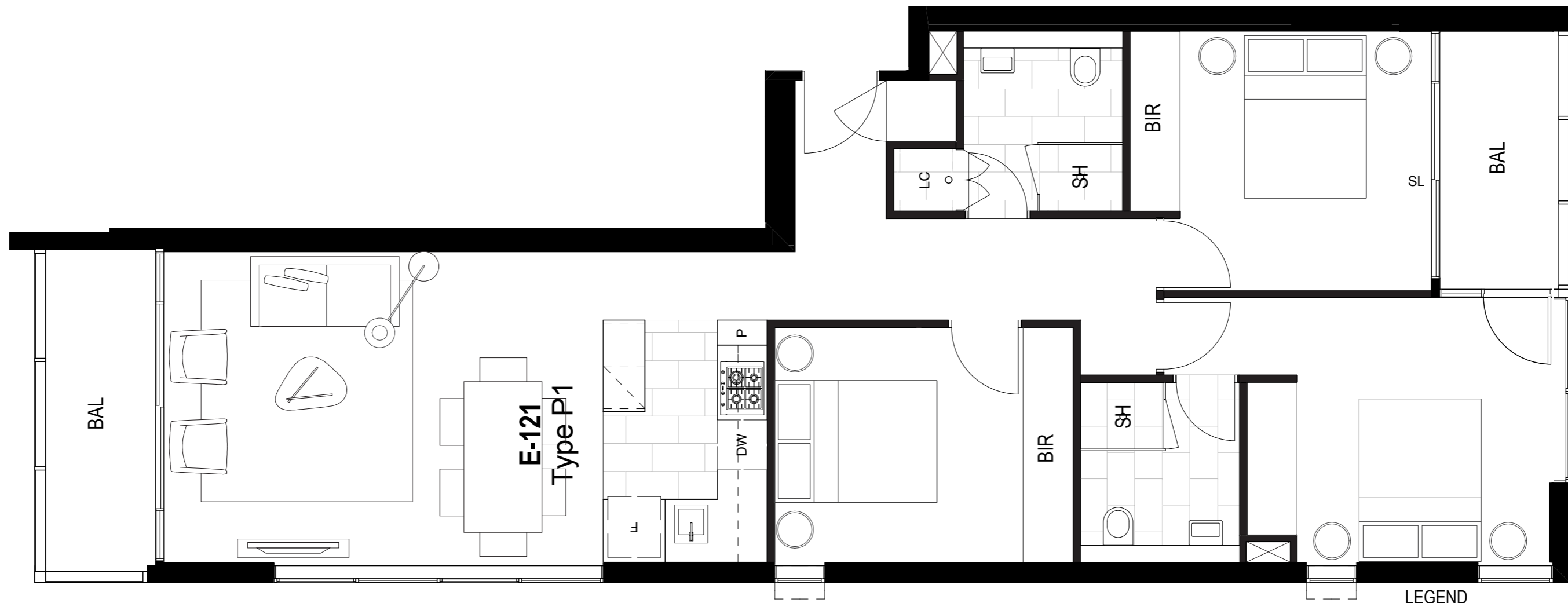
LEGEND

- SL SLIDING DOOR
- FA FRIDGE ALCOVE
- DW DISHWASHER
- P PANTRY
- LC LAUNDRY CLOSET
- BIR BUILT IN ROBES
- SH SHOWER
- BAL BALCONY
- HL HIGHLIGHT WINDOW

PLEASE NOTE: Dimensions and areas are approximate and are subject to change without notice. Internal measurements are taken from centreline of party walls, external face of corridors and the external face of the outside walls. Prospective purchasers must rely on their own enquiries and should refer to Annexure 4 (Drawings and Specifications) of the Contract of Sale. Loose furniture, whitegoods and planters are not included. The type of floor finishes and the area to which floor finishes are applied may vary.

INTERNAL 90.54m<sup>2</sup>  
 EXTERNAL 10.86m<sup>2</sup>  
 TOTAL AREA 101.40m<sup>2</sup>

COLOUR SCHEME  
 LIGHT  
 REVERSE CYCLE  
 AIR CONDITIONING  
 TO LIVING ROOM  
 (CONDENSER ON BALCONY)



LEGEND

- SL SLIDING DOOR
- FA FRIDGE ALCOVE
- DW DISHWASHER
- P PANTRY
- LC LAUNDRY CLOSET
- BIR BUILT IN ROBES
- SH SHOWER
- BAL BALCONY
- HL HIGHLIGHT WINDOW

PLEASE NOTE: Dimensions and areas are approximate and are subject to change without notice. Internal measurements are taken from centreline of party walls, external face of corridors and the external face of the outside walls. Prospective purchasers must rely on their own enquiries and should refer to Annexure 4 (Drawings and Specifications) of the Contract of Sale. Loose furniture, whitegoods and planters are not included. The type of floor finishes and the area to which floor finishes are applied may vary.

# APARTMENT E121

INTERNAL 59.37m<sup>2</sup>  
 EXTERNAL 4.39m<sup>2</sup>  
 TOTAL AREA 63.76m<sup>2</sup>

COLOUR SCHEME  
 LIGHT

REVERSE CYCLE  
 AIR CONDITIONING  
 TO LIVING ROOM

(CONDENSER ON BALCONY)



LEGEND

- SL SLIDING DOOR
- FA FRIDGE ALCOVE
- DW DISHWASHER
- P PANTRY
- LC LAUNDRY CLOSET
- BIR BUILT IN ROBES
- SH SHOWER
- BAL BALCONY
- HL HIGHLIGHT WINDOW

PLEASE NOTE: Dimensions and areas are approximate and are subject to change without notice. Internal measurements are taken from centreline of party walls, external face of corridors and the external face of the outside walls. Prospective purchasers must rely on their own enquiries and should refer to Annexure 4 (Drawings and Specifications) of the Contract of Sale. Loose furniture, whitegoods and planters are not included. The type of floor finishes and the area to which floor finishes are applied may vary.

INTERNAL 90.54m<sup>2</sup>  
 EXTERNAL 10.77m<sup>2</sup>  
 TOTAL AREA 101.31m<sup>2</sup>

COLOUR SCHEME  
 LIGHT

REVERSE CYCLE  
 AIR CONDITIONING  
 TO LIVING ROOM

(CONDENSER ON BALCONY)



LEGEND

- SL SLIDING DOOR
- FA FRIDGE ALCOVE
- DW DISHWASHER
- P PANTRY
- LC LAUNDRY CLOSET
- BIR BUILT IN ROBES
- SH SHOWER
- BAL BALCONY
- HL HIGHLIGHT WINDOW

PLEASE NOTE: Dimensions and areas are approximate and are subject to change without notice. Internal measurements are taken from centreline of party walls, external face of corridors and the external face of the outside walls. Prospective purchasers must rely on their own enquiries and should refer to Annexure 4 (Drawings and Specifications) of the Contract of Sale. Loose furniture, whitegoods and planters are not included. The type of floor finishes and the area to which floor finishes are applied may vary.

APARTMENT E221

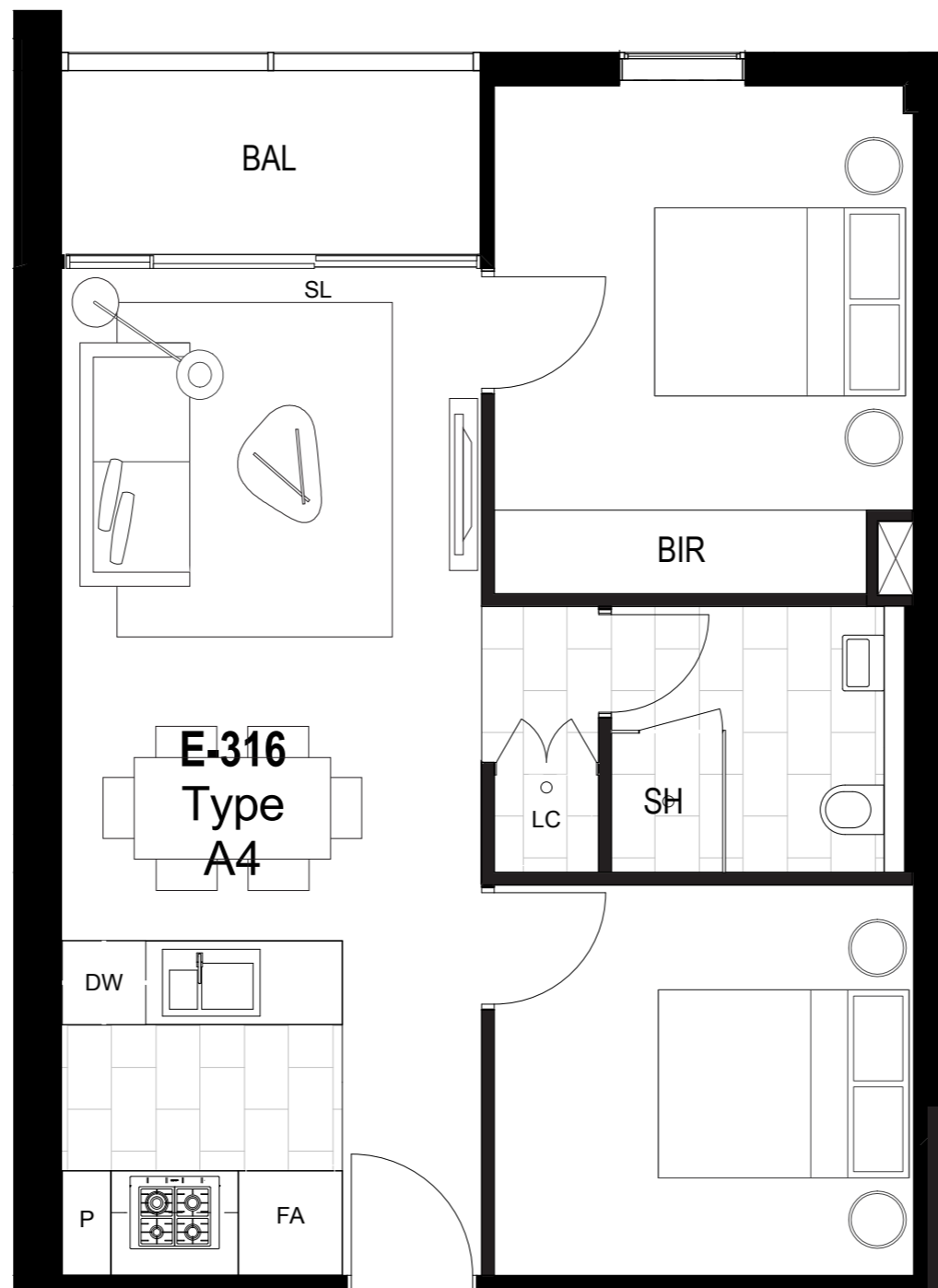
INTERNAL 52.61m<sup>2</sup>  
 EXTERNAL 4.47m<sup>2</sup>  
 TOTAL AREA 57.08m<sup>2</sup>

COLOUR SCHEME  
 LIGHT

REVERSE CYCLE  
 AIR CONDITIONING  
 TO LIVING ROOM

(CONDENSER ON BALCONY)

BLINDS THROUGHOUT THE  
 APARTMENT



LEGEND

- SL SLIDING DOOR
- FA FRIDGE ALCOVE
- DW DISHWASHER
- P PANTRY
- LC LAUNDRY CLOSET
- BIR BUILT IN ROBES
- SH SHOWER
- BAL BALCONY
- HL HIGHLIGHT WINDOW

PLEASE NOTE: Dimensions and areas are approximate and are subject to change without notice. Internal measurements are taken from centreline of party walls, external face of corridors and the external face of the outside walls. Prospective purchasers must rely on their own enquiries and should refer to Annexure 4 (Drawings and Specifications) of the Contract of Sale. Loose furniture, whitegoods and planters are not included. The type of floor finishes and the area to which floor finishes are applied may vary.



INTERNAL 90.81m<sup>2</sup>  
 EXTERNAL 12.35m<sup>2</sup>  
 TOTAL AREA 103.16m<sup>2</sup>

COLOUR SCHEME  
 LIGHT

REVERSE CYCLE  
 AIR CONDITIONING  
 TO LIVING ROOM

(CONDENSER ON BALCONY)



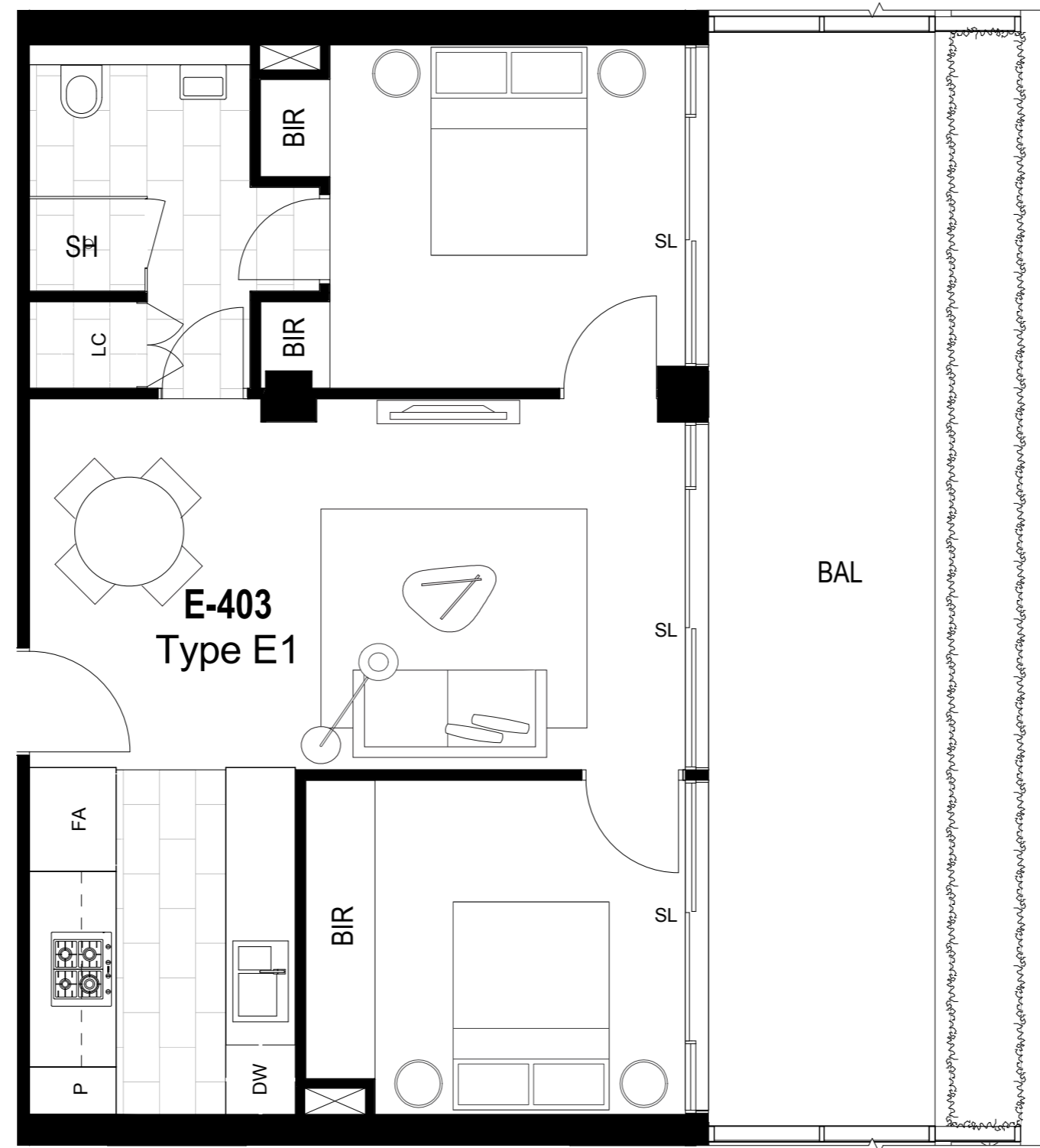
LEGEND

- SL SLIDING DOOR
- FA FRIDGE ALCOVE
- DW DISHWASHER
- P PANTRY
- LC LAUNDRY CLOSET
- BIR BUILT IN ROBES
- SH SHOWER
- BAL BALCONY
- HL HIGHLIGHT WINDOW

PLEASE NOTE: Dimensions and areas are approximate and are subject to change without notice. Internal measurements are taken from centreline of party walls, external face of corridors and the external face of the outside walls. Prospective purchasers must rely on their own enquiries and should refer to Annexure 4 (Drawings and Specifications) of the Contract of Sale. Loose furniture, whitegoods and planters are not included. The type of floor finishes and the area to which floor finishes are applied may vary.

INTERNAL 57.6m<sup>2</sup>  
 EXTERNAL 28.03m<sup>2</sup>  
 TOTAL AREA 85.63m<sup>2</sup>

COLOUR SCHEME  
 LIGHT



- LEGEND
- SL SLIDING DOOR
  - FA FRIDGE ALCOVE
  - DW DISHWASHER
  - P PANTRY
  - LC LAUNDRY CLOSET
  - BIR BUILT IN ROBES
  - SH SHOWER
  - BAL BALCONY
  - HL HIGHLIGHT WINDOW

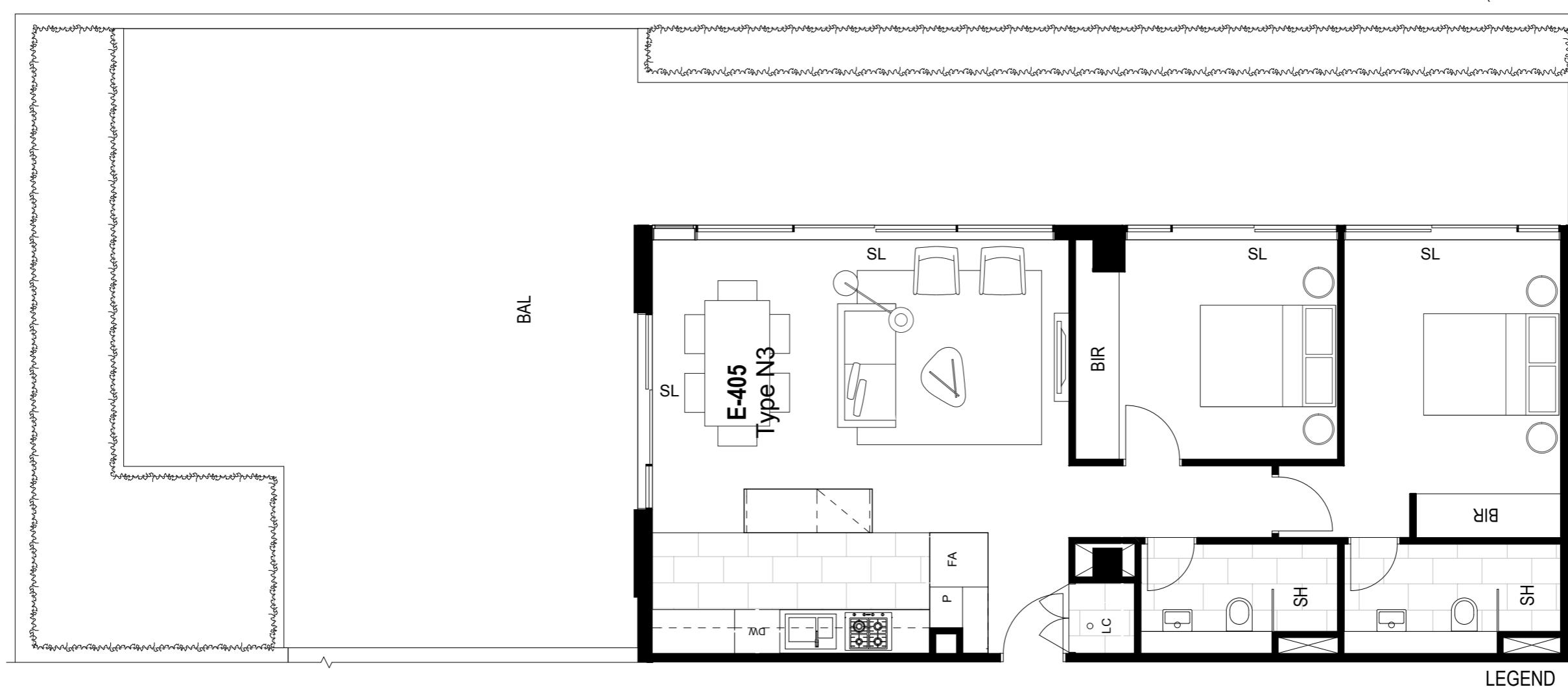
PLEASE NOTE: Dimensions and areas are approximate and are subject to change without notice. Internal measurements are taken from centreline of party walls, external face of corridors and the external face of the outside walls. Prospective purchasers must rely on their own enquiries and should refer to Annexure 4 (Drawings and Specifications) of the Contract of Sale. Loose furniture, whitegoods and planters are not included. The type of floor finishes and the area to which floor finishes are applied may vary.

INTERNAL 77.40m<sup>2</sup>  
 EXTERNAL 122.31m<sup>2</sup>  
 TOTAL AREA 199.71m<sup>2</sup>

COLOUR SCHEME  
 LIGHT

REVERSE CYCLE  
 AIR CONDITIONING  
 TO LIVING ROOM

(CONDENSER ON BALCONY)



LEGEND

- SL SLIDING DOOR
- FA FRIDGE ALCOVE
- DW DISHWASHER
- P PANTRY
- LC LAUNDRY CLOSET
- BIR BUILT IN ROBES
- SH SHOWER
- BAL BALCONY
- HL HIGHLIGHT WINDOW

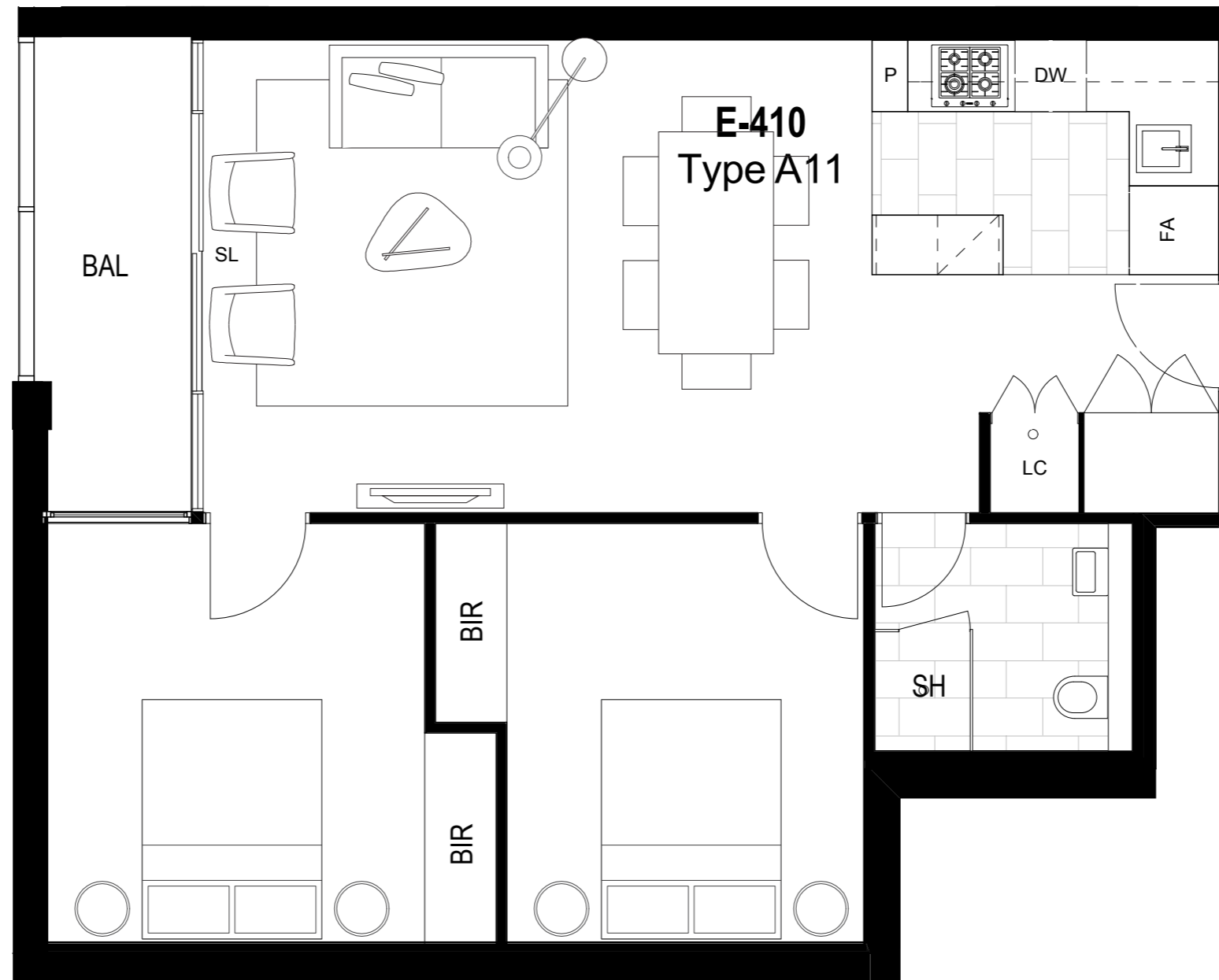
PLEASE NOTE: Dimensions and areas are approximate and are subject to change without notice. Internal measurements are taken from centreline of party walls, external face of corridors and the external face of the outside walls. Prospective purchasers must rely on their own enquiries and should refer to Annexure 4 (Drawings and Specifications) of the Contract of Sale. Loose furniture, whitegoods and planters are not included. The type of floor finishes and the area to which floor finishes are applied may vary.

INTERNAL 67.66m<sup>2</sup>  
 EXTERNAL 5.71m<sup>2</sup>  
 TOTAL AREA 73.37m<sup>2</sup>

COLOUR SCHEME  
 LIGHT

REVERSE CYCLE  
 AIR CONDITIONING  
 TO LIVING ROOM

(CONDENSER ON BALCONY)



LEGEND

- SL SLIDING DOOR
- FA FRIDGE ALCOVE
- DW DISHWASHER
- P PANTRY
- LC LAUNDRY CLOSET
- BIR BUILT IN ROBES
- SH SHOWER
- BAL BALCONY
- HL HIGHLIGHT WINDOW

PLEASE NOTE: Dimensions and areas are approximate and are subject to change without notice. Internal measurements are taken from centreline of party walls, external face of corridors and the external face of the outside walls. Prospective purchasers must rely on their own enquiries and should refer to Annexure 4 (Drawings and Specifications) of the Contract of Sale. Loose furniture, whitegoods and planters are not included. The type of floor finishes and the area to which floor finishes are applied may vary.

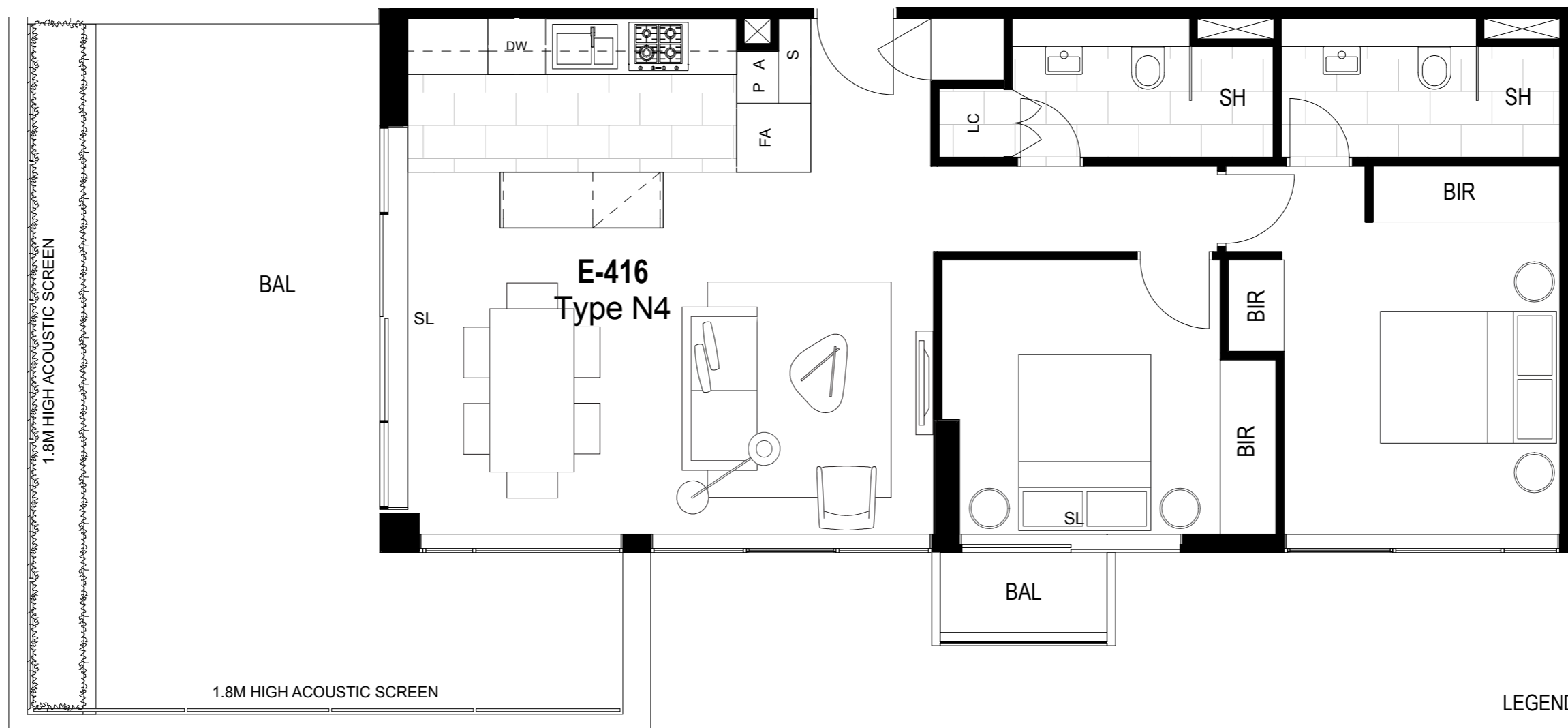
APARTMENT E410

INTERNAL 75.56m<sup>2</sup>  
 EXTERNAL 40.12m<sup>2</sup>  
 TOTAL AREA 115.68m<sup>2</sup>

COLOUR SCHEME  
 LIGHT

REVERSE CYCLE  
 AIR CONDITIONING  
 TO LIVING ROOM

(CONDENSER ON BALCONY)



LEGEND

- SL SLIDING DOOR
- FA FRIDGE ALCOVE
- DW DISHWASHER
- P PANTRY
- LC LAUNDRY CLOSET
- BIR BUILT IN ROBES
- SH SHOWER
- BAL BALCONY
- HL HIGHLIGHT WINDOW

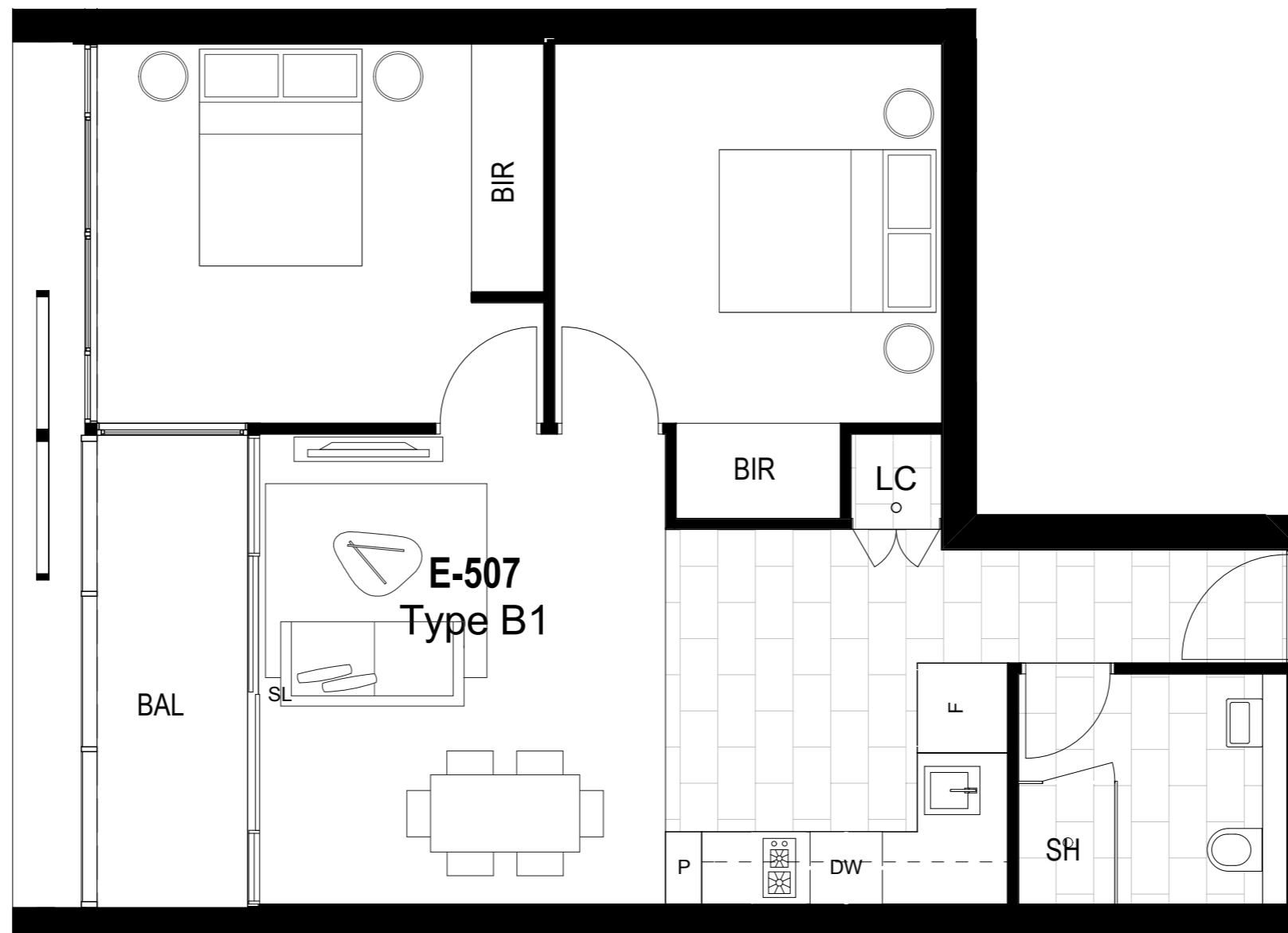
PLEASE NOTE: Dimensions and areas are approximate and are subject to change without notice. Internal measurements are taken from centreline of party walls, external face of corridors and the external face of the outside walls. Prospective purchasers must rely on their own enquiries and should refer to Annexure 4 (Drawings and Specifications) of the Contract of Sale. Loose furniture, whitegoods and planters are not included. The type of floor finishes and the area to which floor finishes are applied may vary.

INTERNAL 57.56m<sup>2</sup>  
 EXTERNAL 9.77m<sup>2</sup>  
 TOTAL AREA 67.33m<sup>2</sup>

COLOUR SCHEME  
 DARK

REVERSE CYCLE  
 AIR CONDITIONING  
 TO LIVING ROOM

(CONDENSER ON BALCONY)



LEGEND

- SL SLIDING DOOR
- FA FRIDGE ALCOVE
- DW DISHWASHER
- P PANTRY
- LC LAUNDRY CLOSET
- BIR BUILT IN ROBES
- SH SHOWER
- BAL BALCONY
- HL HIGHLIGHT WINDOW

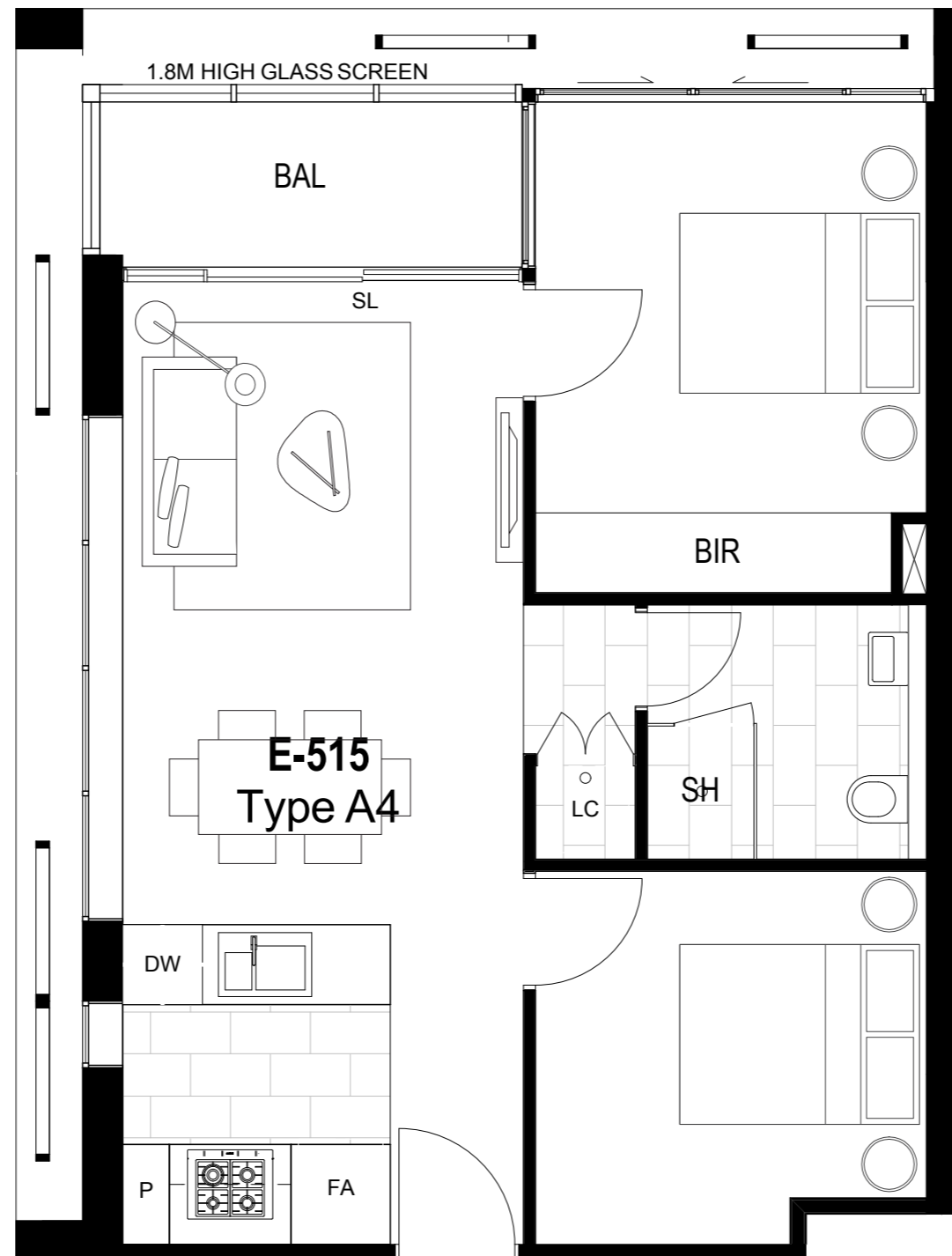
PLEASE NOTE: Dimensions and areas are approximate and are subject to change without notice. Internal measurements are taken from centreline of party walls, external face of corridors and the external face of the outside walls. Prospective purchasers must rely on their own enquiries and should refer to Annexure 4 (Drawings and Specifications) of the Contract of Sale. Loose furniture, whitegoods and planters are not included. The type of floor finishes and the area to which floor finishes are applied may vary.

INTERNAL 52.12m<sup>2</sup>  
 EXTERNAL 4.3m<sup>2</sup>  
 TOTAL AREA 56.42m<sup>2</sup>

COLOUR SCHEME  
 DARK

REVERSE CYCLE  
 AIR CONDITIONING  
 TO LIVING ROOM

(CONDENSER ON BALCONY)



LEGEND

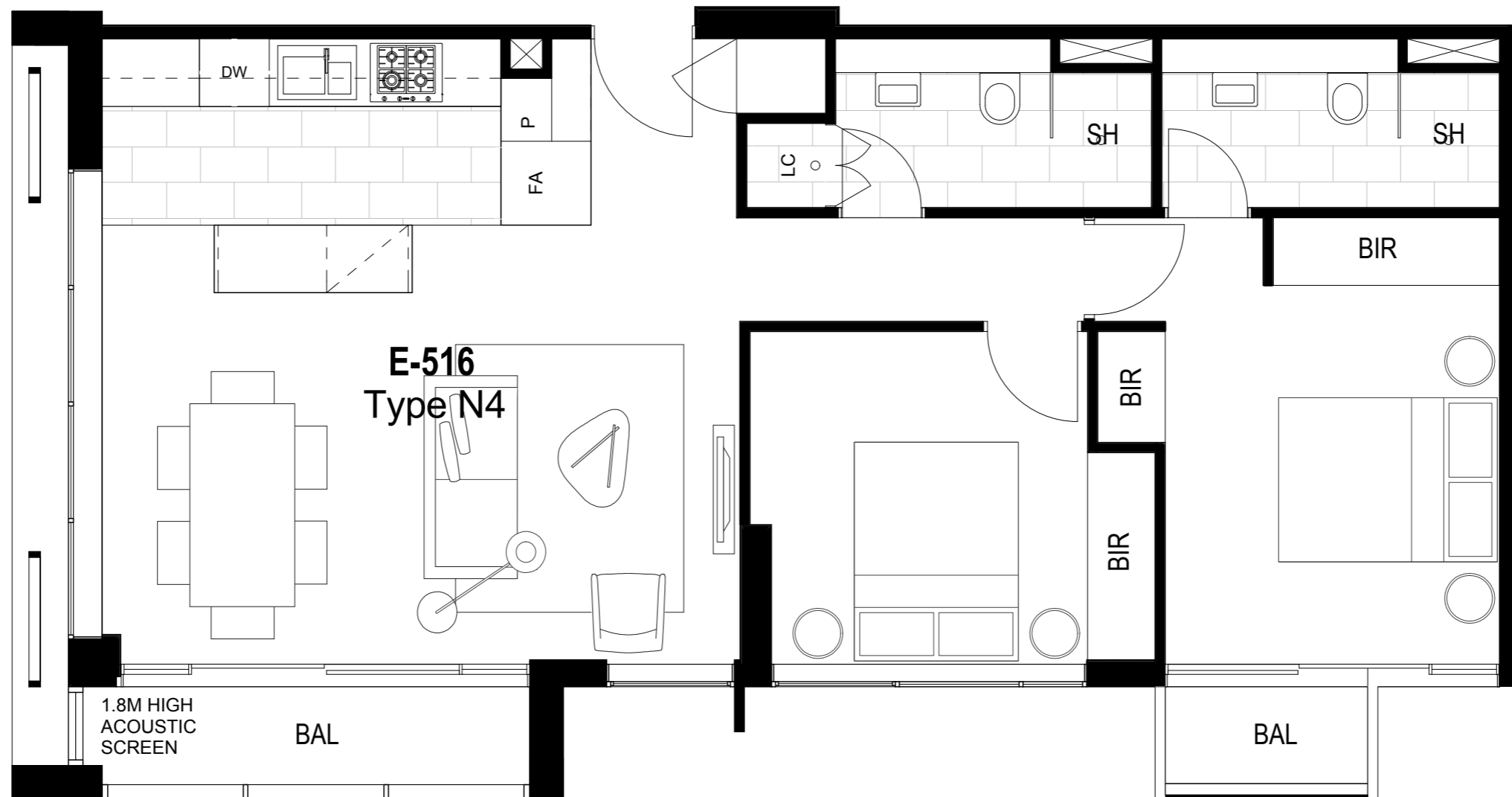
- SL SLIDING DOOR
- FA FRIDGE ALCOVE
- DW DISHWASHER
- P PANTRY
- LC LAUNDRY CLOSET
- BIR BUILT IN ROBES
- SH SHOWER
- BAL BALCONY
- HL HIGHLIGHT WINDOW

PLEASE NOTE: Dimensions and areas are approximate and are subject to change without notice. Internal measurements are taken from centreline of party walls, external face of corridors and the external face of the outside walls. Prospective purchasers must rely on their own enquiries and should refer to Annexure 4 (Drawings and Specifications) of the Contract of Sale. Loose furniture, whitegoods and planters are not included. The type of floor finishes and the area to which floor finishes are applied may vary.

INTERNAL 75.56m<sup>2</sup>  
 EXTERNAL 6.45m<sup>2</sup>  
 TOTAL AREA 82.01m<sup>2</sup>

COLOUR SCHEME  
 LIGHT

REVERSE CYCLE  
 AIR CONDITIONING  
 TO LIVING ROOM



LEGEND

- SL SLIDING DOOR
- FA FRIDGE ALCOVE
- DW DISHWASHER
- P PANTRY
- LC LAUNDRY CLOSET
- BIR BUILT IN ROBES
- SH SHOWER
- BAL BALCONY
- HL HIGHLIGHT WINDOW

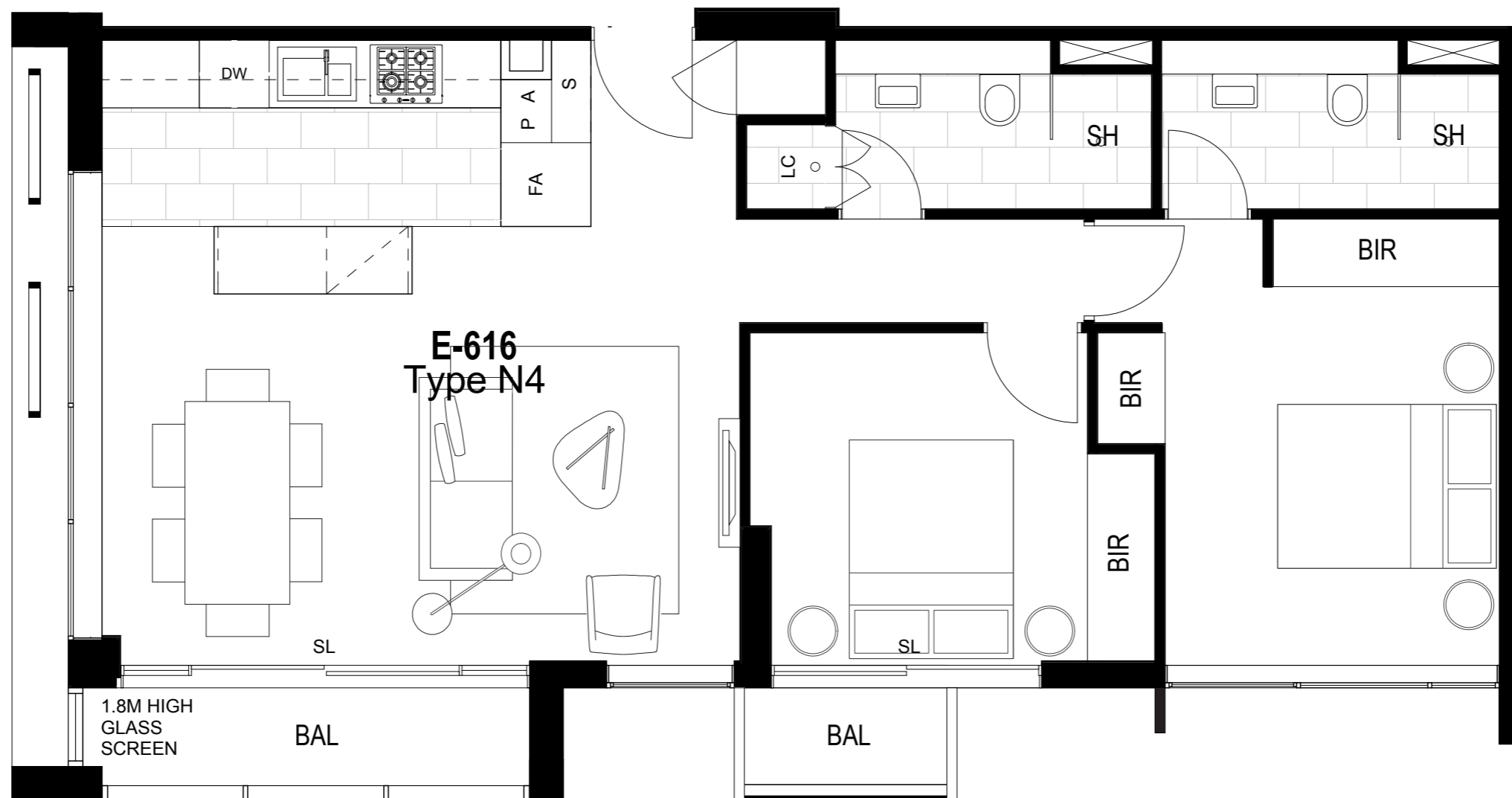
PLEASE NOTE: Dimensions and areas are approximate and are subject to change without notice. Internal measurements are taken from centreline of party walls, external face of corridors and the external face of the outside walls. Prospective purchasers must rely on their own enquiries and should refer to Annexure 4 (Drawings and Specifications) of the Contract of Sale. Loose furniture, whitegoods and planters are not included. The type of floor finishes and the area to which floor finishes are applied may vary.



INTERNAL 75.56m<sup>2</sup>  
 EXTERNAL 6.39m<sup>2</sup>  
 TOTAL AREA 81.95m<sup>2</sup>

COLOUR SCHEME  
 LIGHT

REVERSE CYCLE  
 AIR CONDITIONING  
 TO LIVING ROOM



**E-616**  
 Type N4

LEGEND

- SL SLIDING DOOR
- FA FRIDGE ALCOVE
- DW DISHWASHER
- P PANTRY
- LC LAUNDRY CLOSET
- BIR BUILT IN ROBES
- SH SHOWER
- BAL BALCONY
- HL HIGHLIGHT WINDOW

PLEASE NOTE: Dimensions and areas are approximate and are subject to change without notice. Internal measurements are taken from centreline of party walls, external face of corridors and the external face of the outside walls. Prospective purchasers must rely on their own enquiries and should refer to Annexure 4 (Drawings and Specifications) of the Contract of Sale. Loose furniture, whitegoods and planters are not included. The type of floor finishes and the area to which floor finishes are applied may vary.

INTERNAL 75.56m<sup>2</sup>  
 EXTERNAL 6.39m<sup>2</sup>  
 TOTAL AREA 81.95m<sup>2</sup>

COLOUR SCHEME  
 LIGHT

REVERSE CYCLE  
 AIR CONDITIONING  
 TO LIVING ROOM



LEGEND

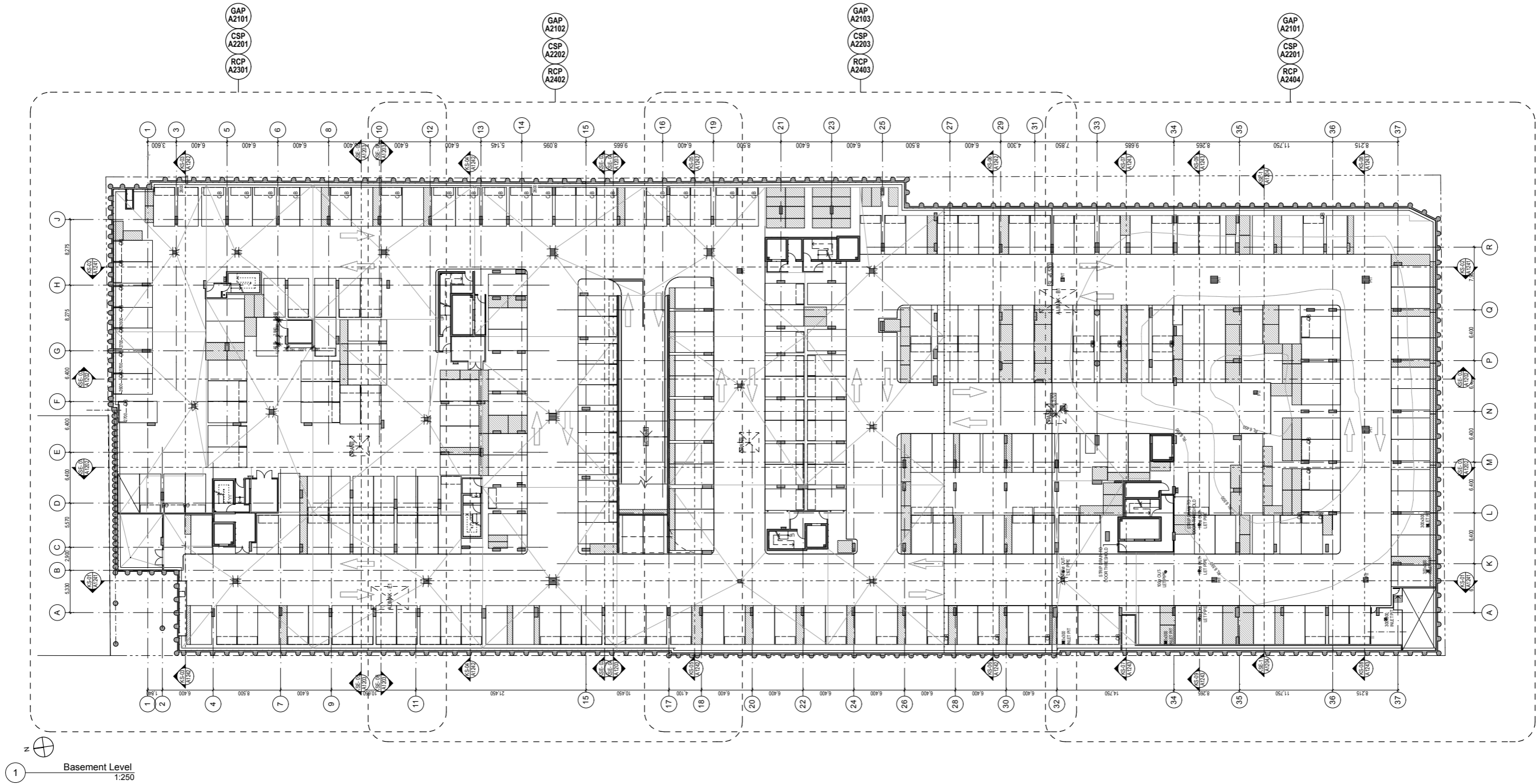
- SL SLIDING DOOR
- FA FRIDGE ALCOVE
- DW DISHWASHER
- P PANTRY
- LC LAUNDRY CLOSET
- BIR BUILT IN ROBES
- SH SHOWER
- BAL BALCONY
- HL HIGHLIGHT WINDOW

PLEASE NOTE: Dimensions and areas are approximate and are subject to change without notice. Internal measurements are taken from centreline of party walls, external face of corridors and the external face of the outside walls. Prospective purchasers must rely on their own enquiries and should refer to Annexure 4 (Drawings and Specifications) of the Contract of Sale. Loose furniture, whitegoods and planters are not included. The type of floor finishes and the area to which floor finishes are applied may vary.

PRECINCT

FLOCKHART STREET

VICTORIA STREET

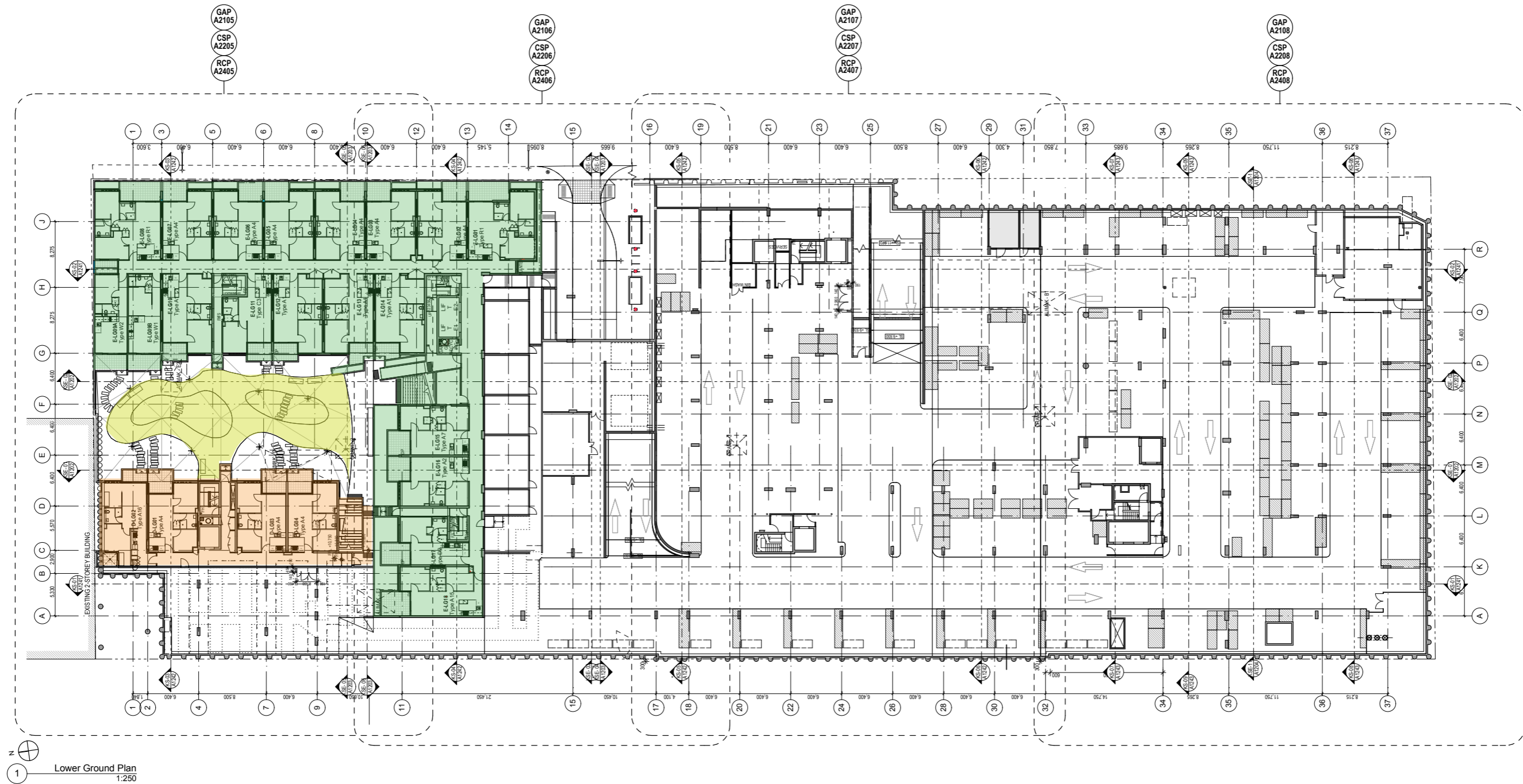


GROSVENOR STREET

PRECINCT

BASEMENT

# FLOCKHART STREET



# VICTORIA STREET

# GROSVENOR STREET

# FLOCKHART STREET



1 Ground Floor Level Plan  
1:250

VICTORIA STREET

# GROSVENOR STREET

PRECINCT

GROUND FLOOR

# FLOCKHART STREET

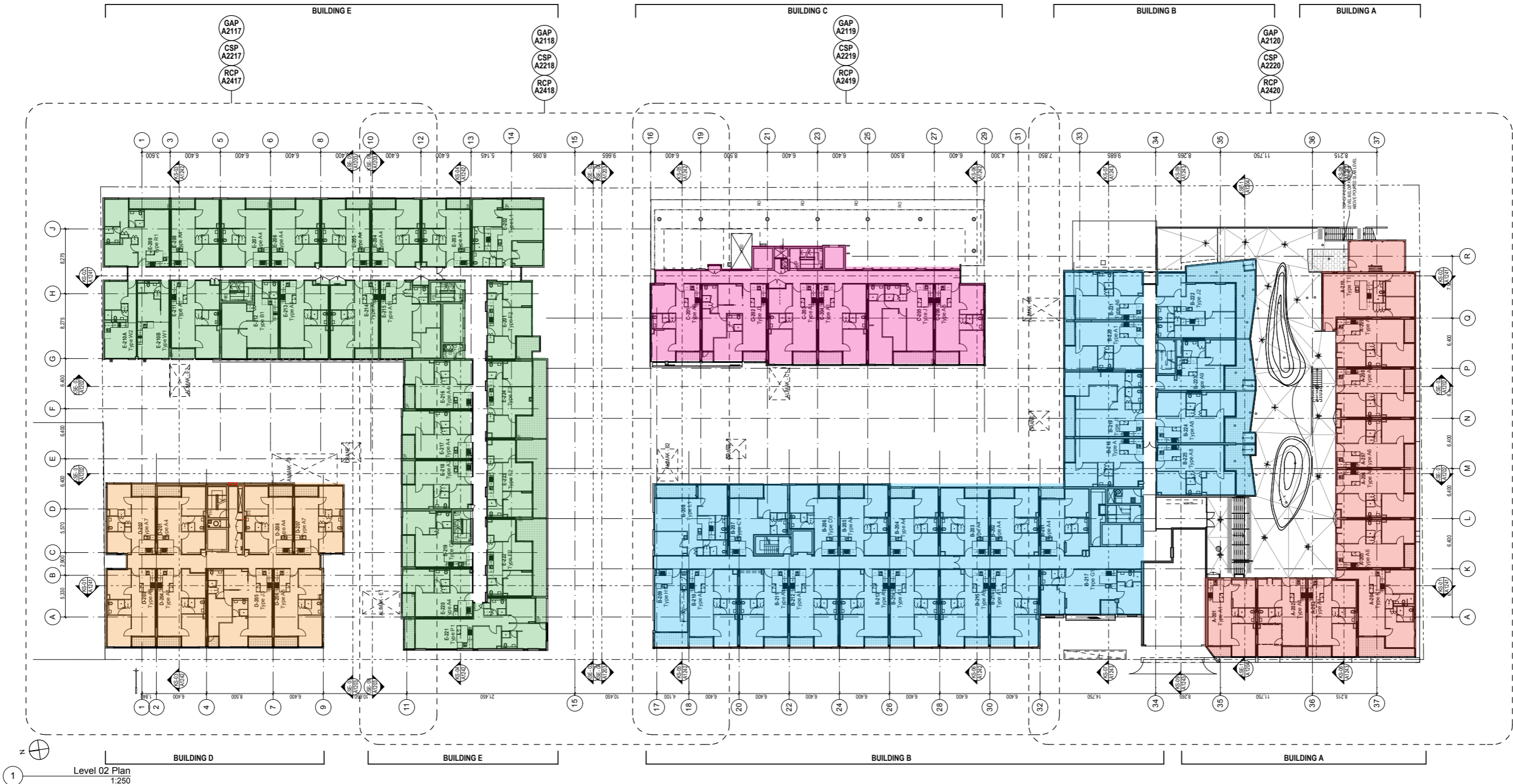


# VICTORIA STREET

# GROSVENOR STREET

# FLOCKHART STREET

# VICTORIA STREET



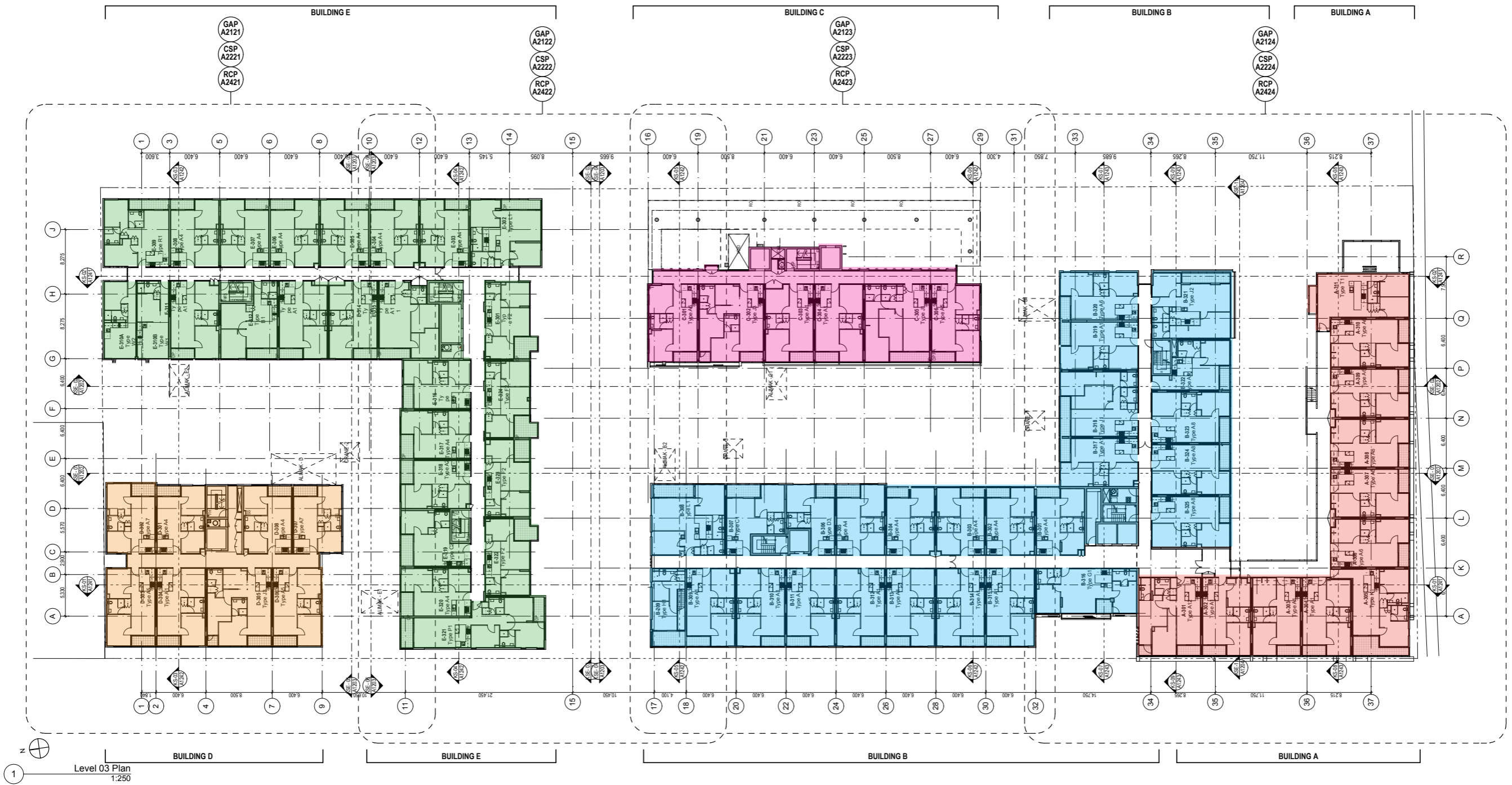
# GROSVENOR STREET

Level 02 Plan  
1:250



# FLOCKHART STREET

# VICTORIA STREET

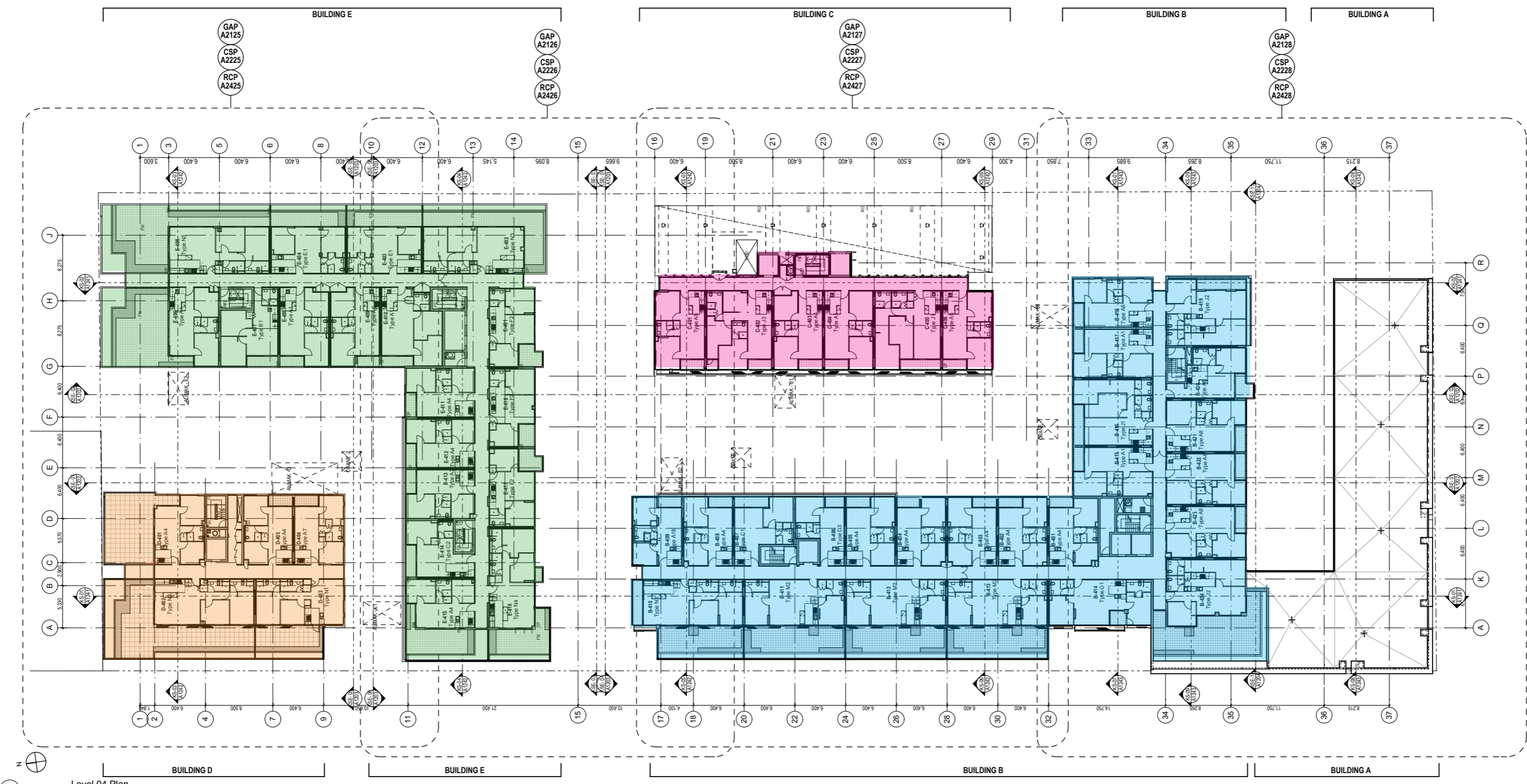


Level 03 Plan  
1:250

# GROSVENOR STREET

# FLOCKHART STREET

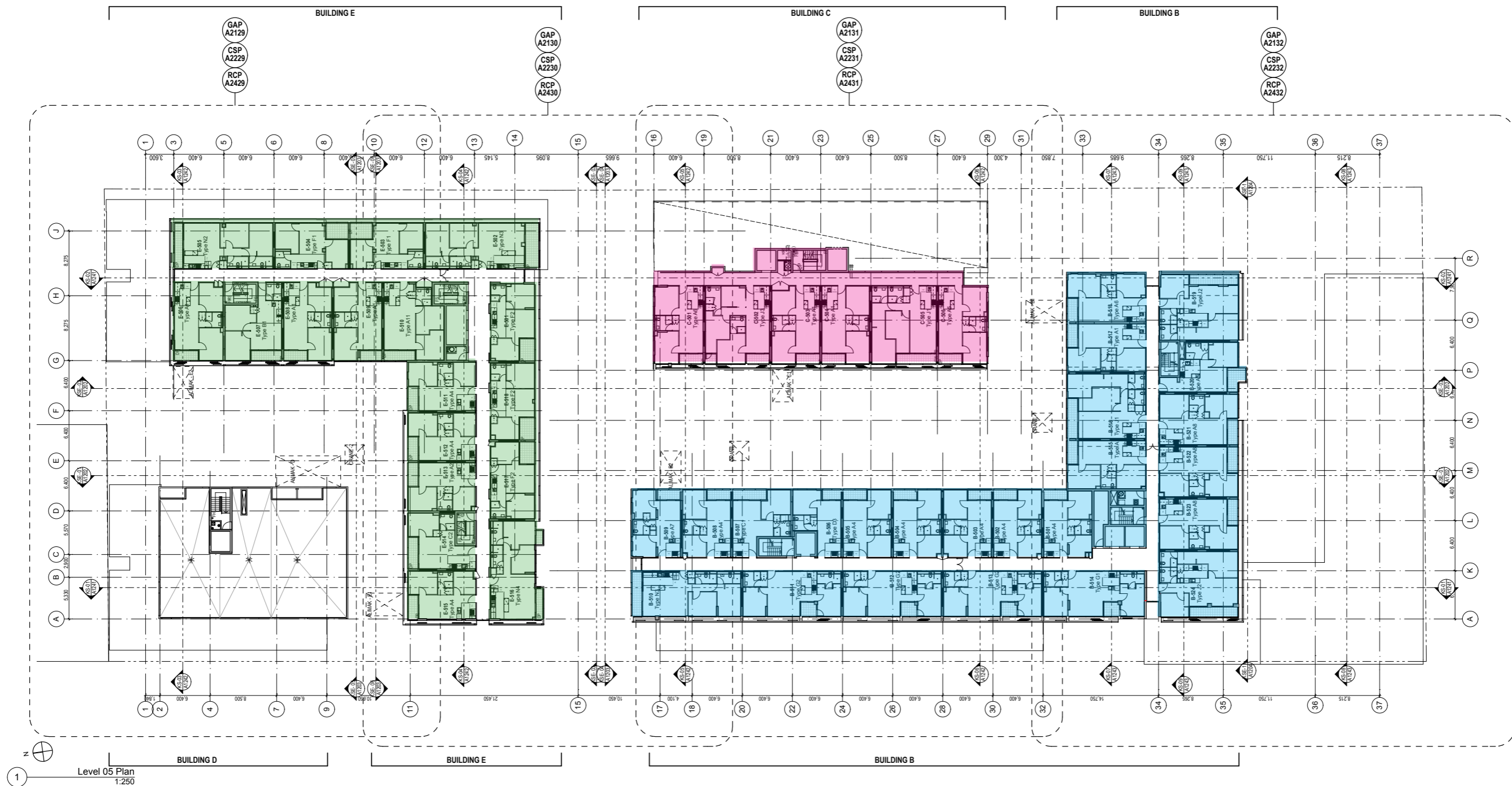
# VICTORIA STREET



1 Level 04 Plan  
1:250

# GROSVENOR STREET

# FLOCKHART STREET



# VICTORIA STREET

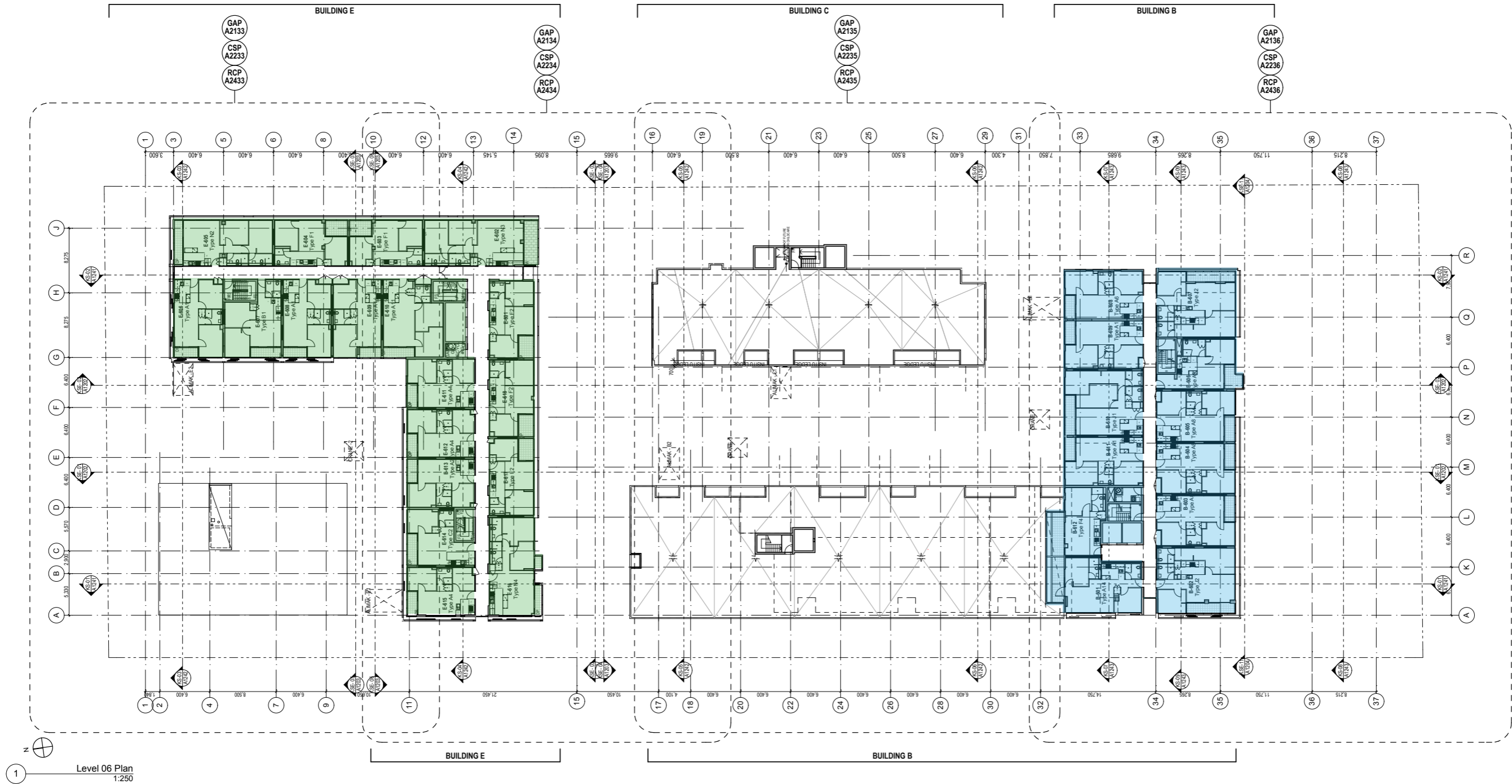
# GROSVENOR STREET

**PRECINCT**

LEVEL 5

# FLOCKHART STREET

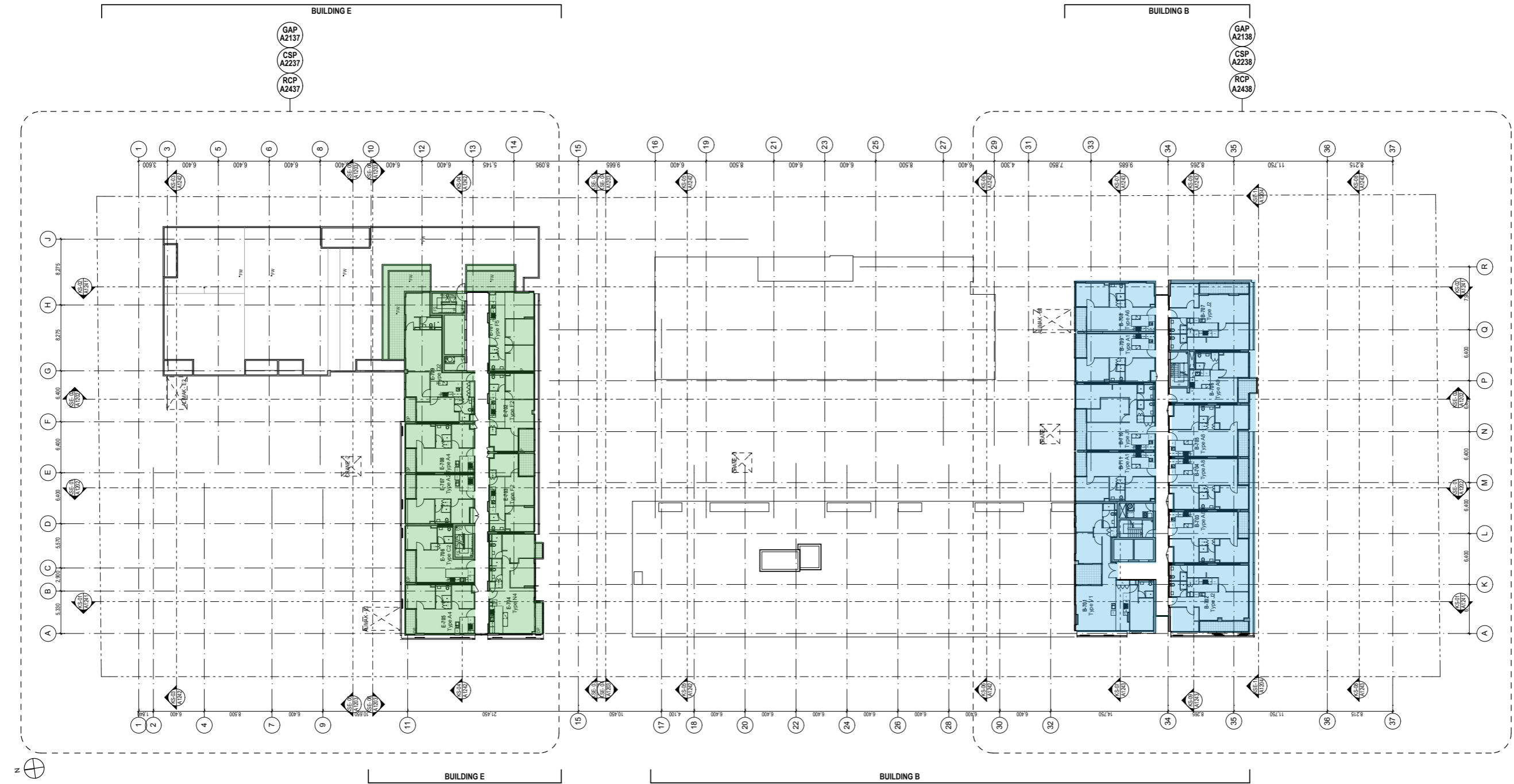
# VICTORIA STREET



# GROSVENOR STREET

# FLOCKHART STREET

# VICTORIA STREET

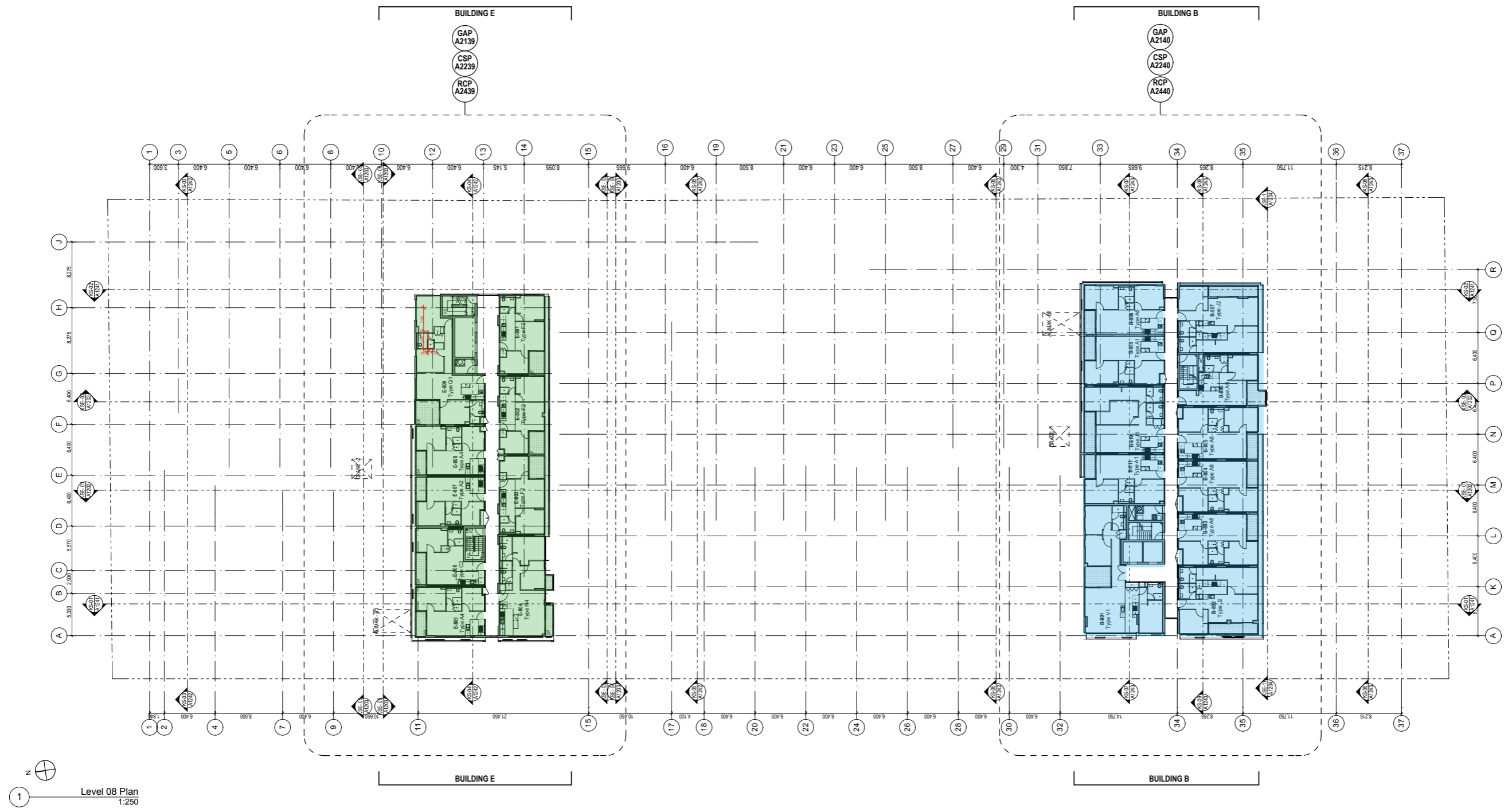


1 Level 07 Plan  
1:250

# GROSVENOR STREET

# FLOCKHART STREET

# VICTORIA STREET

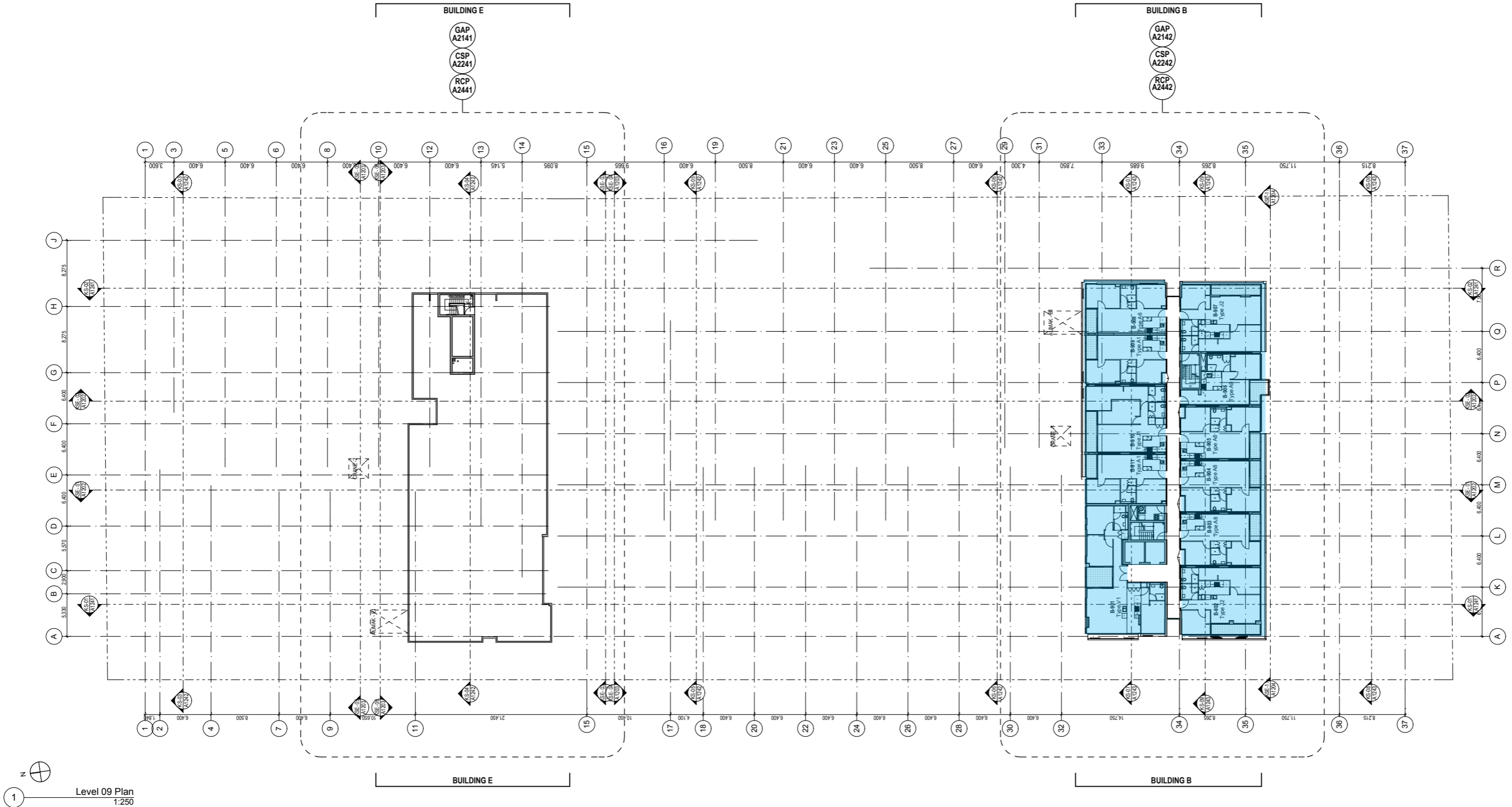


1 Level 08 Plan  
1:250

# GROSVENOR STREET

# FLOCKHART STREET

# VICTORIA STREET



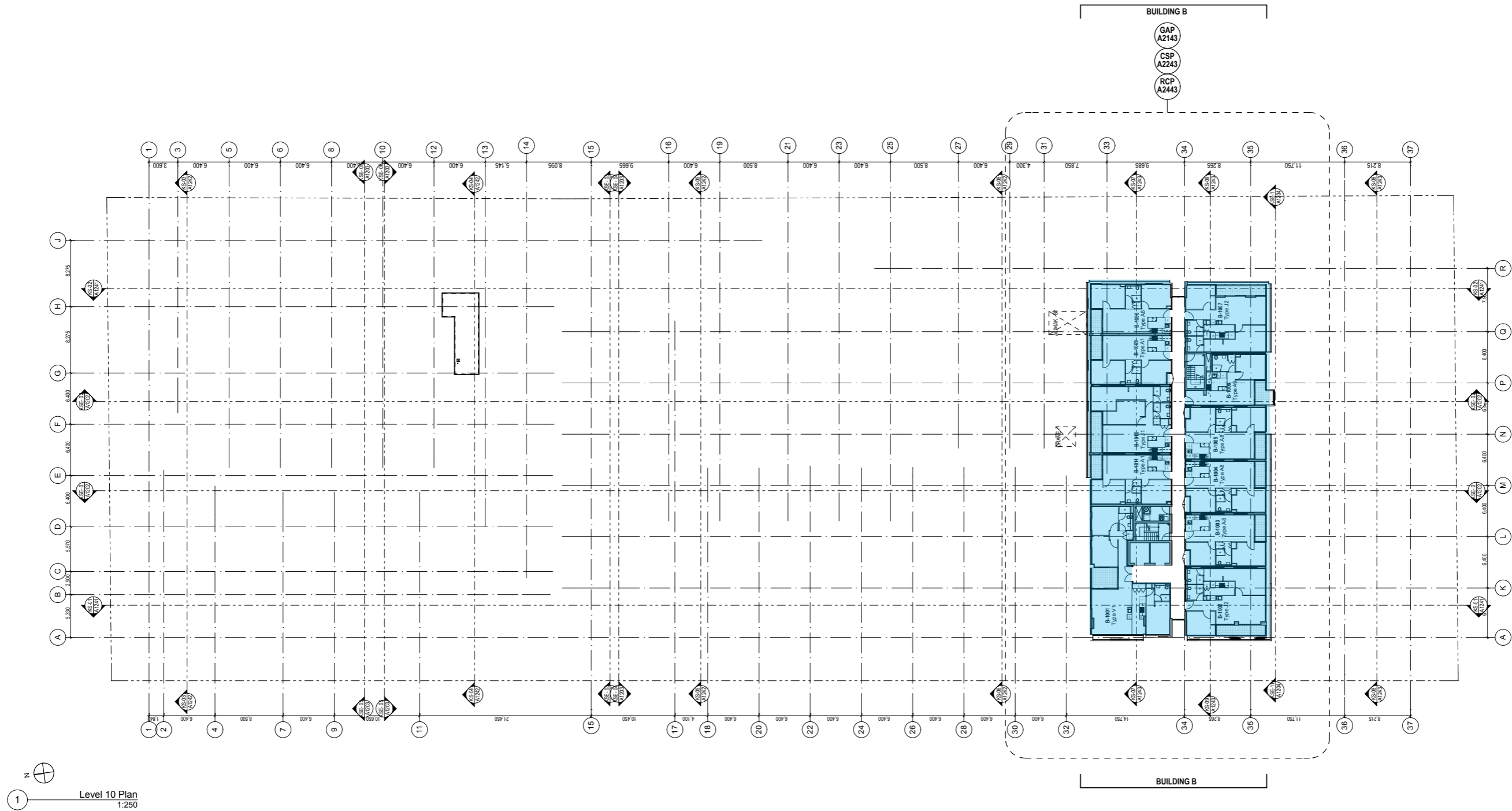
1 Level 09 Plan  
1:250

# GROSVENOR STREET

# FLOCKHART STREET

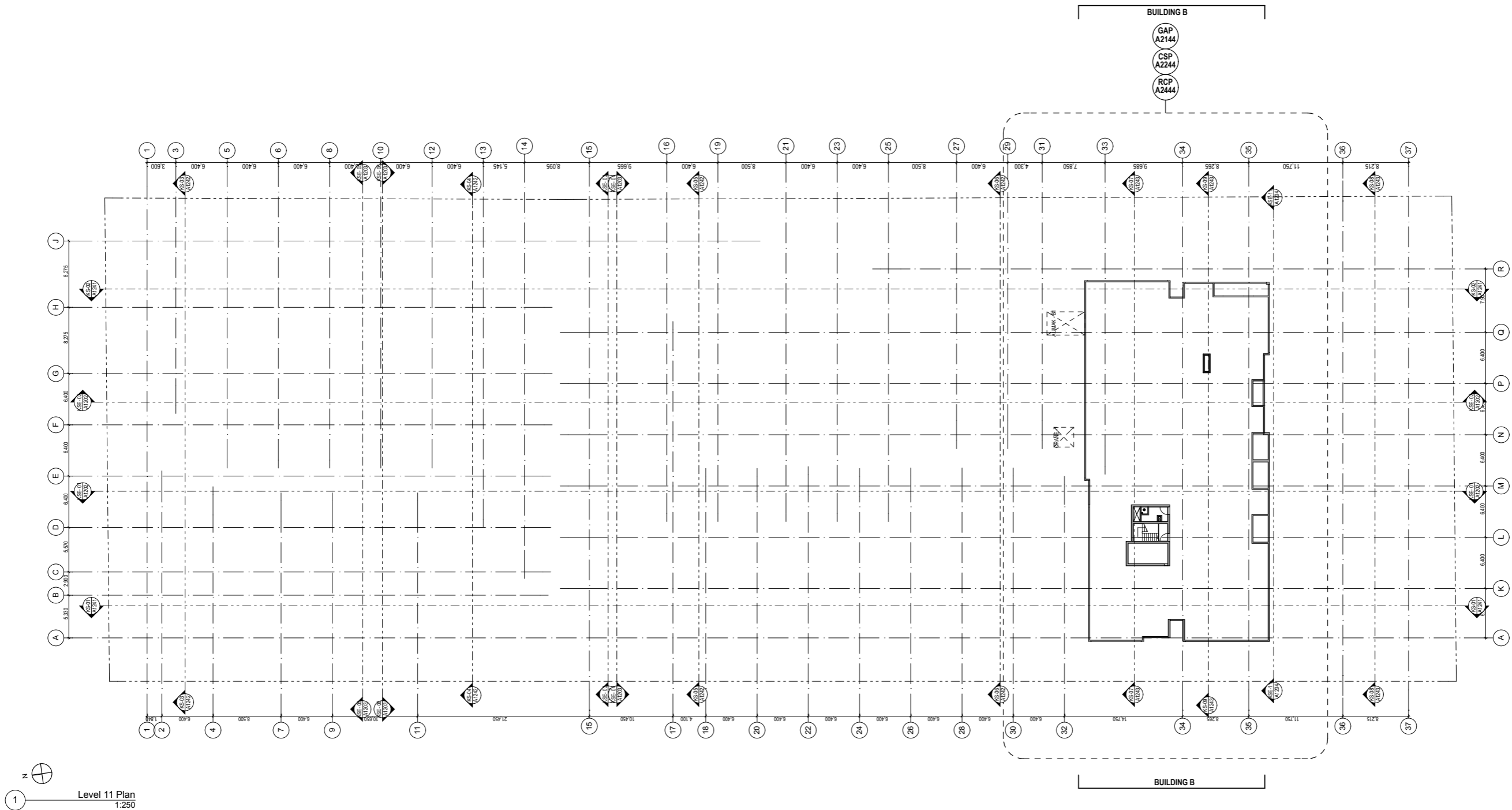
# VICTORIA STREET

# GROSVENOR STREET





# FLOCKHART STREET



# VICTORIA STREET

# GROSVENOR STREET

# PRECINCT

601 VICTORIA STREET theprecinct.com.au

Photographs in this brochure are intended to be visual aids only and do not necessarily depict the actual development or the actual stages or state of development of the project described. Readers are invited to inspect the projects described or make further enquiries of the development in relation to the same. The developer gives no warranty and makes no representation as to the truth, accuracy or sufficiency of any description, photograph or statement contained in this brochure. The developer accepts no liability for any loss which may be suffered by any person who relies either wholly or in part upon any description, photograph or statement contained herein.