





For a 10" mill start with a blank approximately
3" x 3" x 12"




The body of the pepper mill should have tenon on both ends. The top has a tenon on one end and 1 1/2" (approx) spigot on the other. Body length is approx. 7 1/2" but will vary depending on the size of the top.



Mount the body of the pepper mill in the chuck (the bottom of the pepper mill should be facing the tail stock)



Drill the first hole in the bottom of the body of the pepper mill. This the top of the body where the top was parted off, do not drill here until the body is reversed....



Drill a 1 5/8" diameter hole approx. 1" deep into the bottom of the body. Be sure to drill deep enough to allow the pepper mill kit to be installed without protruding from the bottom.




Without removing the pepper mill body drill a 1 1/16" hole approx half way through.
(**Shop Note:** 1 1/8" will work but will leave a slight opening around the grinder)



Reverse the body and drill a 1 1/6" hole through the remainder of the body meeting the other hole in the middle.


Shop Note: The two holes may not meet exactly but the difference can be removed with a 1" sanding drum. (See parts list)



Bring the tail stock up to support the body and remove the tenon.



Shop Note: The body is still secured in the chuck with the tenon so initial shaping of the body can be done without risk of the body moving.



Shop Note: Create a jig that will allow the pepper mill body to mounted away from the headstock or chuck (see gap below)



Complete the final shaping and sanding before removing from the jig.

Resource Guide

Drill Bits:

1 1/16" Lee Valley, part # 06J71.17	\$ 7.90
1 1/16" Packard Woodworks, part # 150402	\$ 7.95
4" extension, part # 150115 (required)	\$ 9.95
1 1/16" Craft Supplies USA, part # 208-1270	\$ 7.50
6" extension, part # 321-5000 (required)	\$11.99

Pepper Mill Kits:

10" Kit, Packard Woodworks, part # 154010	\$11.95
10" Kit, Craft Supplies, part # 085-0010	\$ 7.99

Wood and other supplies

Cocobolo, Inc. Local in Pinellas Park, Great guys, really knows his woods, specializes in woods that don't float, lots of turning stock, and bulk boxes of cut offs.

<http://www.cocoboloinc.com>

727-521-0616

Gary Davis, N. C. Domestic & Exotic Hardwoods, cuts to any size requested, good prices
I purchase 90% of my wood from him.

EBay Store: <http://stores.ebay.com/NCWood>

Email: <mailto:gary@ncwood.com>

Contact: 919-553-0132 Shop

Wall Lumber Steve Wall, good woods, nice prices, has good prices on bundles of shorts

<http://www.walllumber.com/default.asp>

Lee Valley Tools

<http://www.leevalley.com/wood/index.aspx?c=2>

Craft Supplies U.S.A.

<http://www.woodturnerscatalog.com/>

(Log in as tricounty and get a discount on your order)

http://www.woodturnerscatalog.com/catalog/club_login.html

Packard Woodworks

<http://www.packardwoodworks.com/>

Great guys, most are wood turners, located in NC 2 days receipt on orders via UPS

Highland Hardware Atlanta, Georgia

<http://www.highlandwoodworking.com/index.asp>

Very nice staff, good products, fast shipping, closest supplier for OneWay lathes via truck.

