

Box Score Report

BHS @ Minot - Jan 6, 2023 - L 68-87

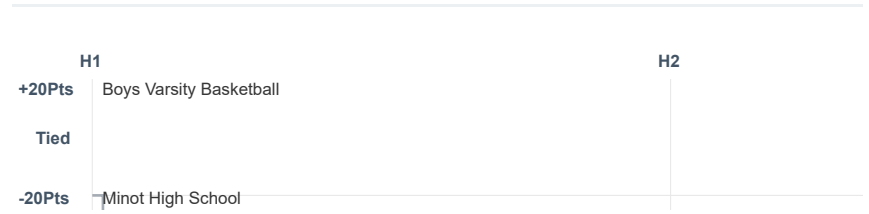
Period Stats

| Team | 1 | 2 | Final |
|------|----|----|-------|
| BHS | 30 | 38 | 68 |
| MHS | 42 | 45 | 87 |

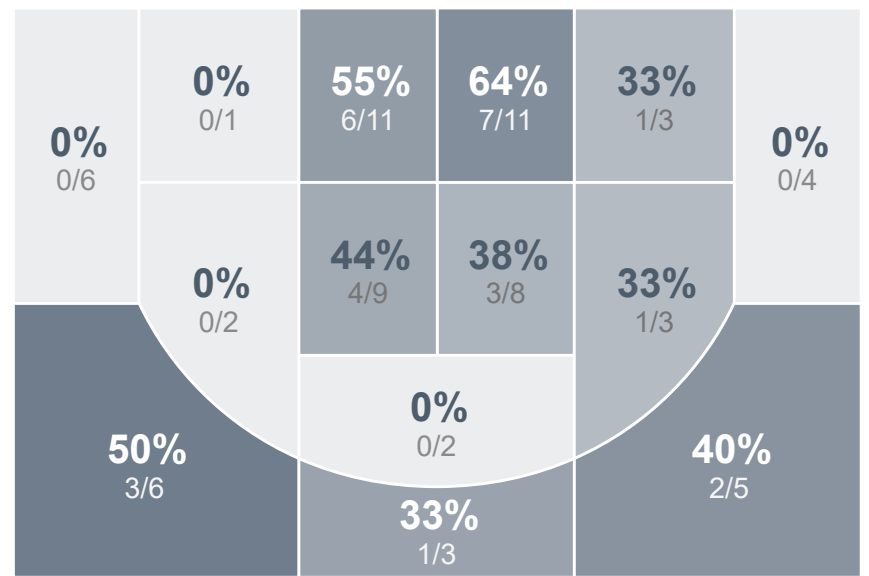
Team Stats

| | BHS | MHS |
|------------------------|-------|-------|
| Field Goal % | 37.8% | 53.3% |
| Effective Field Goal % | 41.9% | 62.5% |
| 2FG Made/Attempted | 22/50 | 21/34 |
| 2FG% | 44.0% | 61.8% |
| 3FG Made/Attempted | 6/24 | 11/26 |
| 3FG% | 25.0% | 42.3% |
| FT Made/Attempted | 6/8 | 12/28 |
| Free Throw Percentage | 75.0% | 42.9% |
| Points Per Possession | 0.91 | 1.20 |
| Transition Points | 11 | 9 |
| Points Off Turnovers | 15 | 22 |
| Second Chance Points | 15 | 18 |
| Points in the Paint | 40 | 34 |
| Offensive Rebounds | 19 | 15 |
| Defense Rebounds | 19 | 27 |
| Assists | 14 | 25 |
| Deflections | 5 | 6 |
| Steals | 7 | 6 |
| Blocks | 0 | 0 |
| Turnovers | 16 | 14 |
| Personal Fouls | 25 | 12 |
| Charges Taken | 0 | 0 |

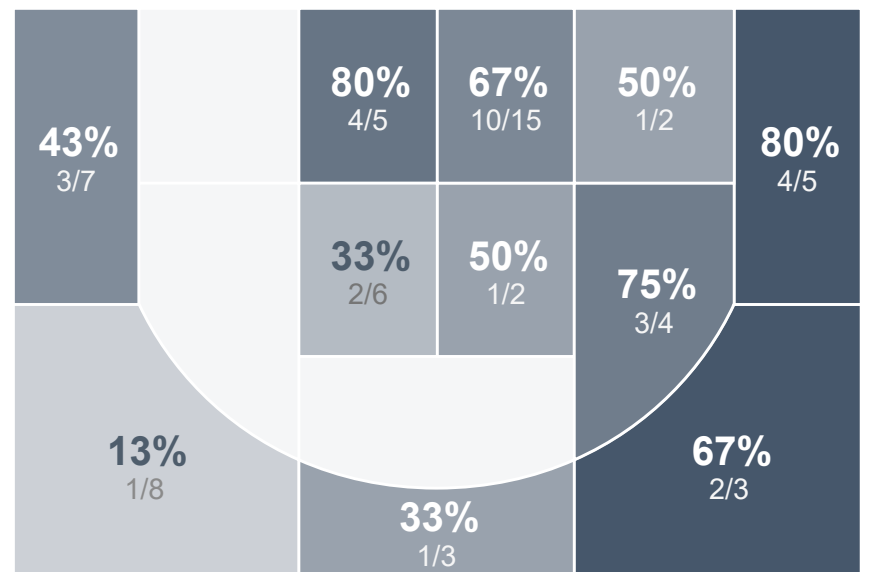
Run Graph



Boys Varsity Basketball



Minot High School



Boys Varsity Basketball's Player Stats

| Name | Pts | FG | 3FG | FT | +/- | MINS | OREB | DREB | AST | DEFL | STL | BLK | TO | FOUL | CHG |
|------------------------|-----|-------|-----|-----|------|------|------|------|-----|------|-----|-----|----|------|-----|
| #20 Ty Luetzen | 2 | 1/1 | 0/0 | 0/0 | - 7 | 14 | 3 | 3 | 0 | 0 | 1 | 0 | 1 | 1 | 0 |
| #23 Preston Lemar | 5 | 2/7 | 0/2 | 1/1 | - 2 | 18 | 2 | 1 | 1 | 2 | 2 | 0 | 3 | 1 | 0 |
| #24 Quin Hafner | 0 | 0/5 | 0/3 | 0/0 | - 14 | 14 | 1 | 1 | 1 | 1 | 1 | 0 | 0 | 2 | 0 |
| #25 Carter Henke | 3 | 1/7 | 1/5 | 0/0 | - 14 | 27 | 1 | 4 | 3 | 0 | 1 | 0 | 3 | 2 | 0 |
| #30 Carson Henke | 0 | 0/1 | 0/1 | 0/0 | - 5 | 10 | 1 | 1 | 2 | 0 | 0 | 0 | 0 | 1 | 0 |
| #32 Luke Dockter | 0 | 0/2 | 0/1 | 0/0 | 0 | 1 | 0 | 1 | 0 | 0 | 0 | 0 | 0 | 0 | 0 |
| #33 Teysean Eaglestaff | 7 | 3/13 | 1/3 | 0/0 | - 20 | 14 | 1 | 0 | 0 | 0 | 0 | 0 | 1 | 2 | 0 |
| #34 Jenner Smude | 0 | 0/1 | 0/0 | 0/0 | 0 | 1 | 1 | 0 | 0 | 0 | 0 | 0 | 0 | 0 | 0 |
| #35 Andre Austin | 33 | 13/24 | 2/4 | 5/7 | - 17 | 32 | 4 | 6 | 5 | 1 | 1 | 0 | 2 | 1 | 0 |
| #40 Tanner Groseclose | 0 | 0/2 | 0/2 | 0/0 | - 14 | 12 | 0 | 0 | 1 | 0 | 0 | 0 | 1 | 1 | 0 |
| #42 Drew Henriksen | 2 | 1/1 | 0/0 | 0/0 | - 7 | 12 | 0 | 0 | 0 | 0 | 0 | 0 | 1 | 3 | 0 |
| #45 Ross Fischer | 10 | 4/5 | 2/3 | 0/0 | + 3 | 11 | 1 | 0 | 1 | 0 | 0 | 0 | 0 | 5 | 0 |
| #52 Lucas McNichols | 0 | 0/1 | 0/0 | 0/0 | + 1 | 10 | 0 | 0 | 0 | 1 | 1 | 0 | 0 | 2 | 0 |
| #54 Jack Shaffer | 6 | 3/4 | 0/0 | 0/0 | + 1 | 16 | 1 | 1 | 0 | 0 | 0 | 0 | 3 | 3 | 0 |

Minot High School's Player Stats

| Name | Pts | FG | 3FG | FT | +/- | MINS | OREB | DREB | AST | DEFL | STL | BLK | TO | FOUL | CHG |
|-----------------------|-----|-------|-----|------|------|------|------|------|-----|------|-----|-----|----|------|-----|
| #1 Morgan Nygaard | 10 | 3/5 | 3/4 | 1/2 | + 19 | 24 | 0 | 3 | 6 | 1 | 0 | 0 | 2 | 2 | 0 |
| #3 Jack Keiser | 2 | 1/4 | 0/2 | 0/0 | 0 | 11 | 0 | 0 | 0 | 0 | 0 | 0 | 1 | 0 | 0 |
| #13 Darik Dissette | 33 | 12/15 | 3/4 | 6/11 | + 15 | 37 | 1 | 4 | 4 | 0 | 3 | 0 | 4 | 1 | 0 |
| #20 Aric Winczewski | 21 | 7/13 | 2/6 | 5/6 | + 19 | 33 | 2 | 3 | 4 | 0 | 0 | 0 | 1 | 3 | 0 |
| #21 Logan Conklin | 13 | 6/12 | 1/2 | 0/6 | + 19 | 33 | 10 | 2 | 6 | 3 | 3 | 0 | 2 | 1 | 0 |
| #24 Jaeger Gunville | 6 | 2/7 | 2/6 | 0/2 | + 9 | 24 | 0 | 2 | 3 | 1 | 0 | 0 | 4 | 2 | 0 |
| #25 Kaiden Helm | 0 | 0/0 | 0/0 | 0/0 | - 2 | 5 | 0 | 0 | 1 | 1 | 0 | 0 | 0 | 0 | 0 |
| #33 Braden Nelson | 0 | 0/0 | 0/0 | 0/0 | 0 | 1 | 0 | 1 | 0 | 0 | 0 | 0 | 0 | 0 | 0 |
| #34 Grayson Schaeffer | 0 | 0/3 | 0/2 | 0/1 | + 7 | 16 | 1 | 5 | 1 | 0 | 0 | 0 | 0 | 2 | 0 |
| #42 Landon Bedell | 2 | 1/1 | 0/0 | 0/0 | + 9 | 8 | 0 | 1 | 0 | 0 | 0 | 0 | 0 | 1 | 0 |