



# Chimney Inspection Report


Client Name: Your House  
 Street: 123 Any Street  
 City, State, Zip: Penfield, NY 14580  
 Inspector: Mike Reed  
 Weather: Cloudy



<p>This inspection was performed in substantial compliance with InterNACHI's Phase I Standards of Practice for Inspecting Fireplaces and Chimneys. It exceeds what is required by both InterNACHI's Commercial and Residential Standards of Practices. The inspection shall include examination of readily accessible and visible portions of solid fuel-burning, low-heat fireplaces and chimneys. The inspection is not all inclusive or technically exhaustive. The goal of this inspection is to provide observations which may lead to the decrease of the hazards associated with fireplaces and chimneys. <b>All deficiencies noted should be repaired proper to use. Failure to adequately address the noted deficiencies could lead to property damage, personal injury and or death.</b></p>		
Deficiency	Noted	Photos or Comments
<i>Initial Inspection</i>		
The inspector noted solid fuel-burning appliances or fireplaces located where gasoline or other flammable vapors or gases were present.	No	
The inspector noted unused openings in chimneys or flues.	No	
The inspector noted missing smoke detectors. A smoke detector should be installed in the same room as the fireplace.	Yes	
The inspector noted missing carbon-monoxide detectors. A carbon-monoxide detector should be installed in the same room as the fireplace.	Yes	
<i>Fireplaces</i>		
The inspector noted a combustible lintel over the fireplace opening.	No	
The inspector noted combustible material within 6 inches above the fireplace opening that projected out less than 1½ inches from the face of the fireplace.	No	

The inspector noted combustible material within 12 inches above the fireplace opening that projected out more than 1½ inches from the face of the fireplace.	No	
The inspector noted that the manually operated damper did not operate or close properly.	No	
The inspector noted the throat or damper was located less than 8 inches above the fireplace opening.	No	
The inspector noted that the damper or damper components had rust or corrosion.	No	
<i>Hearths, Hearth Extensions and Fire Chambers</i>		
The inspector noted that the hearth extension had a thickness of less than 1 inches.	No	
The inspector noted that the hearth extension was less than 16 inches in front of or less than 8 inches beyond each side of the opening (fireplace opening less than 6 square feet).	No	
The inspector noted that the hearth extension was less than 20 inches in front of or less than 12 inches beyond each side of the opening (fireplace openings 6 square feet or greater).	No	
The inspector noted hearths, hearth extensions, smoke chambers or firebox that had joint separation, damage or deterioration.	Yes	 <p>Cracking and material loss can allow superheated gasses escape the fireplace/chimney leading to CO2 or fire entering the living space.</p>
<i>Single-Wall Metal Chimneys (Initial Inspection)</i>		
The inspector noted single-wall metal chimneys in one- or two-family dwellings. Single-wall metal chimneys should not be used in one- and two-family dwellings.	Not Applicable	
The inspector noted wall protectors (heat shields) with less than 1-inch air gaps.	Not Applicable	
The inspector noted an exposed interior single-wall metal chimney that was not continuously enclosed where it extended through closets, storage areas, or habitable spaces, or where the surface of the chimney could come into contact with combustible materials or people.	Not Applicable	
<i>Single-Wall Metal Chimneys (Interior)</i>		
The inspector noted an interior single-wall metal chimney less than 18 inches from a wood-frame wall or combustible material.	Not Applicable	
The inspector noted an interior single-wall metal chimney 18 inches or under in diameter less than 2 inches from a non-combustible wall.	Not Applicable	
The inspector noted an interior single-wall metal chimney over 18 inches in diameter less than 4 inches from a non-combustible wall.	Not Applicable	
<i>Single-Wall Metal Chimneys (Exterior)</i>		

The inspector noted that the distance between an exterior-mounted, single-wall metal chimney was less than 2 feet from a door, window or walkway.	Not Applicable	
The inspector noted that the distance between an exterior-mounted, single-wall metal chimney was less than 18 inches from a wood-frame wall or combustible material.	Not Applicable	
The inspector noted that the distance between an exterior-mounted, single-wall metal chimney 18 inches or under in diameter was less than 2 inches from a noncombustible wall.	Not Applicable	
The inspector noted that the distance between an exterior-mounted, single-wall metal chimney over 18 inches in diameter was less than 4 inches from a non-combustible wall.	Not Applicable	
<i>Chimney Outlet/Structure</i>		
The inspector noted a missing ventilating thimble where a chimney passed through a combustible roof.	No	
The inspector noted a chimney that terminated less than 3 feet above the highest point where it passed through a roof surface	No	
The inspector noted a chimney that terminated less than 2 feet above a portion of a building (ridge, wall or parapet) within 10 feet.	No	
The inspector noted a chimney that terminated less than 3 feet from an adjacent building or building opening.	No	
The inspector noted a chimney that terminated less than 10 feet above grade or a walkway.	No	
The inspector noted a chimney outlet that jeopardized people, overheated combustible structures, or that might cause flue gases to enter nearby building openings.	No	
The inspector noted the damage to crown of a masonry chimney.	Yes	 <p>This will allow water to penetrate the chimney/flue compromising the integrity of the unit.</p>
The inspector noted the slope of a crown of a masonry chimney that directed water into the flue.	No	
<i>Flues and Liners</i>		
The inspector noted galvanized flues or connectors. Flues and connectors should not be galvanized.	No	
The inspector noted a rusted or corroded flue.	No	
The inspector noted a masonry chimney that was not lined. All masonry chimneys should be lined.	No	
The inspector noted a lining that didn't extend the entire length of the chimney to a level of 2 inches or more above the crown, splay or wash.	No	

<p>The inspector noted a liner that was visibly softened, cracked, deteriorated or damaged.</p>	<p>Yes</p>	 <p>All damage and material loss should be repaired or chimney re-lined prior to first use.</p>
<p>The inspector noted a liner that had excessive accumulation of creosote, soot, or other combustible material.</p>	<p>Yes</p>	<p>This unit should be swept/cleaned prior to its first use and no less than annually thereafter.</p>
<p>The inspector noted a flue that had two or more openings at the same level.</p>	<p>No</p>	
<p>The inspector noted an appliance venting into the space around and between liners. The remaining space surrounding a chimney liner should not be used as a vent.</p>	<p>No</p>	
<i>Flue Size</i>		
<p>The inspector noted that the size of the flue was too small relative to the size of the fireplace opening. This relationship is the most important factor in achieving sufficient draft. A flue that is too small relative to the fireplace opening will be unable to lift and remove hazardous flue gases to the outside.</p>	<p>No</p>	
<i>Connectors (Solid Wood Burning Appliance to Chimney)</i>		
<p>The inspector noted a connector from a solid fuel-burning appliance that had a rise to the chimney of less than ¼-inch per foot.</p>	<p>No</p>	
<p>The inspector noted a connector that was not as short or straight as practicable.</p>	<p>No</p>	
<p>The inspector noted a connector that was covered with insulation.</p>	<p>No</p>	
<p>The inspector noted a connector of a natural-draft appliance connected to the positive pressure-side of a mechanical draft system.</p>	<p>No</p>	
<p>The inspector noted a larger connector entering the flue above a smaller connector.</p>	<p>No</p>	
<i>Cleanouts</i>		
<p>The inspector noted a cleanout door or frame that was not made of metal, precast cement, or other non-combustible material.</p>	<p>Not Applicable</p>	<p>The inspector was unable to locate or clean out is not installed</p>
<p>The inspector noted combustible materials projecting beyond the face of the chimney that were within 18 inches of a cleanout opening.</p>	<p>Not Applicable</p>	<p>The inspector was unable to locate or clean out is not installed</p>
<p>The inspector noted combustible materials stored within 18 inches of a cleanout door.</p>	<p>Not Applicable</p>	<p>The inspector was unable to locate or clean out is not installed</p>
<p>The inspector noted a cleanout door that was obstructed or did not close tightly.</p>	<p>Not Applicable</p>	<p>The inspector was unable to locate or clean out is not installed</p>

The inspector noted that the height of an interior cleanout's lower edge was less than 16 inches above the lowest accessible floor level.	Not Applicable	The inspector was unable to locate or clean out is not installed
The inspector noted that the height of an exterior cleanout's lower edge was less than 16 inches above grade.	Not Applicable	The inspector was unable to locate or clean out is not installed
The inspector noted that the base of a chimney flue was not between 6 and 12 inches below the bottom edge of its cleanout opening.	Not Applicable	The inspector was unable to locate or clean out is not installed