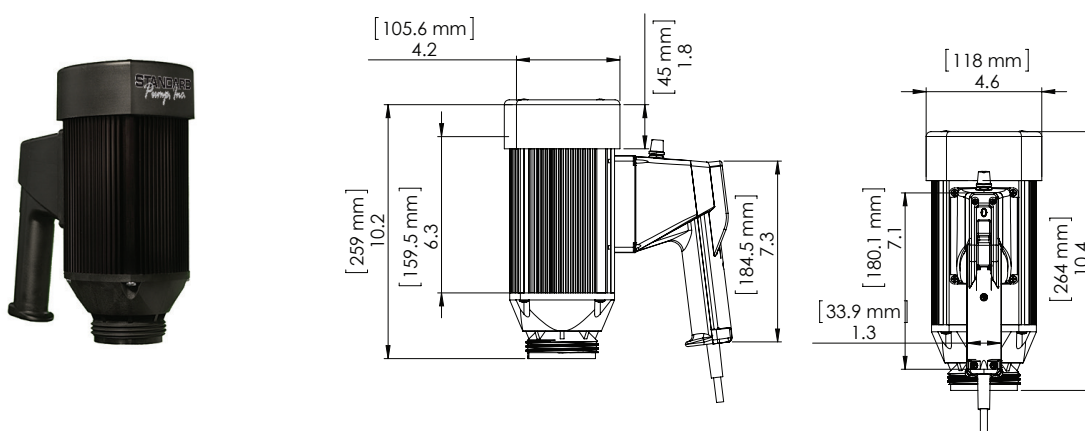








Drum Pump Motors | Electric

SP-ENC SERIES



Technical Specifications

MODEL	ENCLOSURE	CERTIFICATION	POWER	WATT	V.S.D.	SHIPPING WT
SP-ENC	TEFC (IP54)		110-120V/1/50-60Hz	825	No	12.7 lbs (5,7 kg)
SP-ENC-V	TEFC (IP54)		110-120V/1/50-60Hz	825	Yes	12.7 lbs (5,7 kg)
SP-ENC-2	TEFC (IP54)		220-240V/1/50-60Hz	825	No	12.7 lbs (5,7 kg)
SP-ENC-2-V	TEFC (IP54)		220-240V/1/50-60Hz	825	Yes	12.7 lbs (5,7 kg)
SP-ENC-2-NL	TEFC (IP54)		220-240V/1/50-60Hz	825	No	12.7 lbs (5,7 kg)
SP-ENC-2-VNL	TEFC (IP54)		220-240V/1/50-60Hz	825	Yes	12.7 lbs (5,7 kg)

 **Warning:** Not suitable for pumping flammable or combustible liquids.

NOTE: V.S.D. = Variable Speed Drive