

# Coventry Chronicle

New Jersey Triumph Association Newsletter

November 2007



A really sharp TR3 from the VTR convention in 2007

## ***In This Issue ....***

- Club News***
- Hot Links***
- Tech Tips***

The **New Jersey Triumph Association** is a local chapter of the *Vintage Triumph Register*, the *Triumph Sports Owners Association* and the *Triumph Register of America*.

Membership dues are \$25 for the first year's registration – which includes the official NJTA Club Pin – and then \$20 annually thereafter. Dues are to be submitted by April of each year. This entitles you to participate in all club activities, meetings and elections. You also will receive the Club newsletter, *The Coventry Chronicle*, in which you are able to post free classified ads for a run of three months - which can be renewed.

*The Coventry Chronicle* is the official publication of the New Jersey Triumph Association and is published monthly, except for December. NJTA has been established for the enjoyment and preservation of the Triumph automobile. NJTA is open to all owners of Triumph autos and to those interested in Triumph autos.

***Technical material is provided for reference and should be utilized advisedly.  
Opinions expressed are those of the contributors or correspondents and are not those of the New Jersey Triumph Association, its members or its officers or advisors.***

Visit us at our website  
[www.njtriumphs.org](http://www.njtriumphs.org)

PLEASE SUBMIT ARTICLES,  
LETTERS AND INFORMATION TO:  
**Coventry Chronicle Editor**  
Joseph Ientile  
P.O. Box 6  
Gillette, NJ 07933  
e-mail  
[njtriumphassociation@yahoo.com](mailto:njtriumphassociation@yahoo.com)

## Technical Advisors:

**Triumph TR2 – TR3 – STAG TR6 TR7 & TR8**  
Allen Rosenberg 908-755-3794  
George Hughes 908-788-1982

**Triumph TR4 – TR4A Spitfire**  
Bill Dewar 610-797-4301  
Atwell Haines 973-927-3765

**Classic Car Insurance Advisor**  
Angela Anthony 908-757-8343

## New Jersey Triumph Association 2006 Officers

### President

Vince Maggio  
908-722-3466  
[vincemaggio@msn.com](mailto:vincemaggio@msn.com)

### Vice President

Jean Paul Gagnon

### Treasurer

Ken Blair

### Secretary

Barbara Maggio

### Membership

Ron Weinger/Sherri Saplin  
908-575-7064  
[sheron@worldnet.att.net](mailto:sheron@worldnet.att.net)

### Newsletter Editor

Joe Ientile  
908-418-1678  
[njtriumphassociation@yahoo.com](mailto:njtriumphassociation@yahoo.com)

### Archivist

Earle Genge  
908-369-5467

### Insurance Advisor

Angela Anthony 908-757-8343  
[angela@jciagency.com](mailto:angela@jciagency.com)

### Events Coordinator

John Bullock  
[johnbullock7@earthlink.net](mailto:johnbullock7@earthlink.net)

### Publicity

Jim Medley

### Regalia

Art Wildman  
[jwildman@optonline.net](mailto:jwildman@optonline.net)

**WE NEED VOLUNTEERS!!!**

## From the Editor

# Novemburrr!!! Decemburrr!!

Here it is the end of the year and time to celebrate, spend time with friends and family. Perhaps you will get a shiny Triumph part or two for your winter projects.

I had to evict a possum from my TR4 not too long ago, luckily there wasn't too much of an interior for the bugger to destroy. It is always fun to have to remove them though. He had packed the passenger side footwell with leaves and garbage bags and other various yard paraphernalia. Since it was daylight when I noticed him and of course he was sleeping in the pile, I had to use a long broomstick to wake and chase him. A really good way to spend a Saturday afternoon!!

Now I put some fresh mothballs in the cockpit as well as the trunk and the engine compartment. I guess that should be part of the normal winterization of the vehicle.

Anyway the Club has some good happenings going on, we have elected our club officials and they will take over in the New Year. There is some new regalia available (Blankets and Wine coolers), look for some pictures of them in our upcoming newsletter.

Some of the other happenings are the revamping of our website so if you have any ideas or suggestions, please let me know. This should be a really exciting project and we hope to have some new content up there fairly soon.

We are also planning a member dinner in the upcoming months so if you want to get involved please attend our next meeting on January 22, 2008 Hope to see you there

Triumphantly yours,  
Joe Ientile  
Njtriumphassociation@yahoo.com

## Links

This is a new section and a very quick list, please send me your suggestions and I am sure the list will grow. Also I will start to categorize them as the list grows Please send me your suggestions at [njtriumphassociation@yahoo.com](mailto:njtriumphassociation@yahoo.com)

**Please Note: These links are provided for reference only**

[www.njtriumphs.org](http://www.njtriumphs.org)  
[www.vtr.org](http://www.vtr.org)  
[www.triumphregister.com](http://www.triumphregister.com)  
[www.britishmotorheritage.com](http://www.britishmotorheritage.com)  
[www.ebay.com](http://www.ebay.com)  
[www.triumphreport.com](http://www.triumphreport.com)  
[www.aaa.com](http://www.aaa.com)  
[www.canleyclassics.com](http://www.canleyclassics.com)  
[www.mossmotors.com](http://www.mossmotors.com)  
[www.the-roadster-factory.com](http://www.the-roadster-factory.com)  
[www.victoriabritish.com](http://www.victoriabritish.com)  
[www.hemmings.com](http://www.hemmings.com)  
[www.triumphreport.com](http://www.triumphreport.com)  
[www.6-pack.org](http://www.6-pack.org)  
[www.triumphrescue.com](http://www.triumphrescue.com)  
[www.stevesautoservice.com](http://www.stevesautoservice.com)

**Auto Screen Savers**  
<http://www.fegovi.com/cars>

**Online Auto Chat**  
<http://groups.msn.com/autorepaironline>  
[www.britishcarforum.com](http://www.britishcarforum.com)  
[www.ClassicCarBase.com](http://www.ClassicCarBase.com)  
[www.delvaltrs.org](http://www.delvaltrs.org)

**Misc**  
<http://www.cars.miautoparte.com>  
<http://home.att.net/~chevy57/carshow.html>

# Club News

**Reminder: We meet the fourth TUESDAY of each month (Except December) at 7:30 at The Chimney Rock Inn 342 Valley Road, Gillette NJ 908 580 1100**

## *EXECUTIVE COMMITTEE*

*2008/2009*

PRESIDENT	Vince Maggio
VICE PRESIDENT	Jean Paul Gagnon
TREASURER	Ken Blair
SECRETARY	Barbara Maggio
NEWS LETTER EDITOR	Joe Ientile
MEMBERSHIP DIRECTOR	Ron Weinger
EVENTS COORDINATOR	John Bullock
PUBLICATIONS/PROMOTIONS	Jim Medley
ARCHIVIST	Earle Genge
REGALIA	Art Wildman

## *ADVISORY BOARD*

*2008/2009*

BILL SMITH    ROB VOLLERS    EMERY DUELL    AL ROSENBERG

***WE ARE LOOKING TO HAVE INTERESTING PROGRAMS, ANY SUGGESTIONS?  
DO YOU KNOW ANYONE THAT THE OTHER MEMBERS WOULD LIKE TO HEAR?  
IT COULD BE A MEMBER OR A NON-MEMBER***

### **Members Wanted!!!**

**Want your story in the newsletter???**

**Would you like to be a "Profiled" member???**

**Let me know.....**

**Joe Ientile**

**[njtriumphassociation@yahoo.com](mailto:njtriumphassociation@yahoo.com)**

**908 418 1678**

# Directions to the Chimney Rock Inn in Gillette

**Reminder: We meet the fourth TUESDAY of each month (Except December) at 7:30 at The Chimney Rock Inn 342 Valley Road, Gillette NJ 908 580 1100**

Directions Coming From NJ Turnpike, Route 1 & 9, Newark Airport Area:

Take Route 78 (West) to exit 40. At stop sign make a right. Proceed to a 4-way stop sign and follow sign for Gillette. Continue about a half a mile to a traffic light. At light make a right onto Valley Road. Continue 1 mile and CRI is on your left hand side.

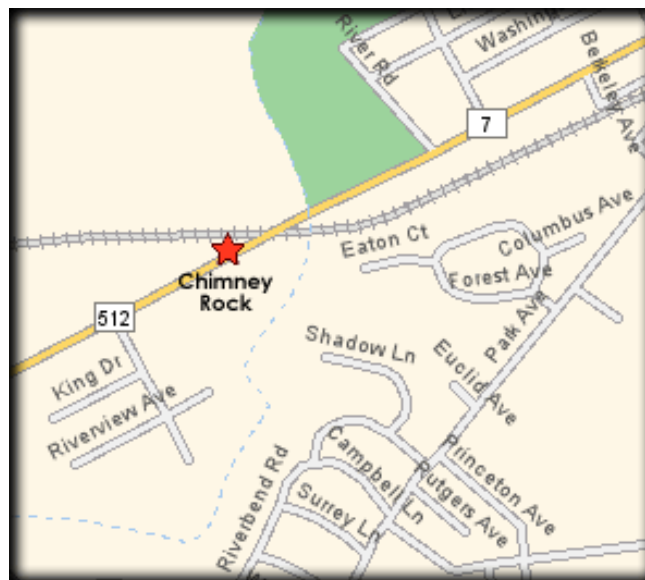
Directions Traveling West on Route 22: Pass the McDonalds on the right. Take Route 78/Scotch Plains, Fanwood, Berkeley Heights, New Providence exit. At the first traffic light after the exit, make a right onto Diamond Hill Road. Continue through three traffic lights. Diamond Hill Road turns into Union Avenue, continue to stop sign and make a left onto Springfield Avenue. Go through two traffic lights, CRI is a ½ mile on the right.

Directions Traveling East on Route 22: Pass Sears/Terril Road on the right. Take exit for Route 78/Scotch Plains, Fanwood, Berkeley Heights, New Providence exit. Then take immediate right for Route 78/Berkeley Heights, New Providence. Go over overpass and continue straight through the traffic light onto Diamond Hill Road. Continue through three traffic lights. Diamond Hill road turns into Union Avenue, continue to stop sign and make a left onto Springfield Avenue. Go through two traffic lights, CRI is a ½ mile on the right.

Directions from Morristown, Basking Ridge & Bernardsville Area: Route 287 South to Exit 30A (North Maple Ave). Continue 2 miles on North Maple Ave. Bear left onto South Maple Ave. Continue 2 miles to yellow blinking light (church on right). Bear left onto Long Hill Road. Travel 2 miles to the 2nd 3 way stop. Turn right, bear left down the hill about 1 mile to the first light (American Gas Station on the right). Turn left onto Valley Rd. CRI is one mile on the left.

Directions Coming From Shore Points, Woodbridge & New Brunswick Area: Take Garden State Parkway North to Exit 127 to Route 287 North (Route 287 splits, always stay right). Continue for about 10 miles and exit right onto Route 78 East. Take 78 until Exit 40. Turn left after exiting, go approximately 1 mile to a four way stop (blinking red light). Turn right onto Mountain Avenue. Take first left onto Park Avenue and follow to the end, turn left onto Plainfield Avenue. At light, turn left onto Springfield Avenue. CRI is ½ mile on the right.

Directions from Pennsylvania, Clinton & Area West (From 78 East) : Take Route 78 East to Exit 40. At stop sign make a left. Proceed to a 4-way stop sign and follow sign for Gillette. Continue about a half a mile to a traffic light. At light make a right onto Valley Road. Continue 1 mile and CRI is on your left hand side.



## Plenty of Regalia Available

Black plastic license frame with NJ Triumph Association lettered in white

Price: \$2.50 apiece or two for \$4.00

Mechanic's tool bag heavy cotton canvas  
11"x7"x6" black with embroidered NJTA logo

Price: \$21.00

Polo shirts 100 % cotton pique brand Jonathan Corey 500 made in USA with embroidered NJTA logo

Colors: hunter green(brg), royal blue;

Price: sm thru lg \$31.00, xlg-xxxlg \$33.00

Grill badge NJTA logo in cloisonné' hard enamel finish with chrome or gold background

( holes to fit standard bumper badge holder)

Price: Gold \$32.00,

Chrome \$28.00

Triumph Owners Service log book spiral bound black 7"x10"

Price: \$12.00

Baseball style cap unstructured low profile with embroidered NJTA logo any color or combination of two colors, khaki/dark green etc.

Price: \$14.00

Send order with check or money order payable to the  
**New Jersey Triumph Association**

Shipping:

\$8.00 for orders to \$60.00

\$10.00 for orders to \$125.00

Mail to:

Art Wildman  
33 Hillcrest Rd.  
Martinsville, New Jersey 08836  
For inquires,  
jwildman@optonline.net

**Have Ideas??**  
**We need ideas for NEW Regalia.....**

**What would you want to see with the NJTA logo on it?**

**Umbrellas??**

**Cloth Folding Chairs??**

**Let us know**

**Send us your ideas!!!**

**Email to:**


**[njtriumphassociation@yahoo.com](mailto:njtriumphassociation@yahoo.com)**

**Mail to:**

**NJTA**

**PO Box 6 Gillette NJ 07933**

**Better yet-attend our Meeting**



Logbook



Polo Shirt



Grill Badge



Stylish Baseball Caps

# Photos of the VTR



# Photos of the VTR





# My Favorite Part

By Mike Simon

**Part:** Fan Extension

**Cost:** About \$130

**Source:** David Bonito

[Triumphracing@aol.com](mailto:Triumphracing@aol.com)

770-719-2094

**Difficulty:** \*\*\*\*

**Time:** About 4 Hours (if you don't get sidetracked on other jobs)

**Special Tools:** 1 1/8" 3/4 socket to remove the large bolt at the front of the crank, breaker-bar, lock-tight

**Description:** Replace your old, rusty and crusty fan extension with a bright, shiny billet aluminium fan extension that will never rust or corrode.

**Justification** New part is lighter than the original, reducing the rotating mass of your engine (more power!). Billet aluminium looks great and will never rust or corrode.

**Installation:** Installation involves removing the radiator and removing the two mounting brackets for the steering rack so the rack can be slid slightly forward to facilitate fitting the part. As a result, you'll probably want to replace a number of other components, including: steering rack rubber mounts and related hardware, radiator hoses, antifreeze, and radiator shroud.

**Tips:** Replace the steering rack mounting hardware – this is a safety item.

**Extremes:** While the front of the engine is so accessible, you might want to consider removing the timing chain cover plate to have a look at the timing chain and replace the seals. The cam shaft is also accessible and you can also remove and refinish your rusty crank shaft damper (anyone who knows how to refinish this part, paint it black with white timing numbers/marks please let me know!)




# Historic Coventry

Here is a little bit about the town where our cars were made

By Robert Orland

<http://www.historiccoventry.co.uk/>

## St. John's Church, Fleet Street



Standing proudly between Fleet Street and Hill Street is the church of St. John, also known in times past as Bablake church. Above and to the right are two views of the church; from across Corporation Street on a sunny Spring morning and from Fleet Street on a summer afternoon. Did the surroundings appear any different in 1910? Click here to find out in the "Now and Then" section.

Founded in May 1344 by Queen Isabella, it was consecrated in 1350 and subsequently enlarged over the next century or so to the completed structure with which we're familiar today. During the 16th century when the monasteries were dissolved by King Henry VIII, the Guilds were also suppressed and that deprived St. John's church of its prime function. With only irregular use for worship over

## Have Fun With Mystery Cars

By Eni

OK, so you think you are a Triumph expert? Or maybe just a classic car know-it-all in general? Well, now you can test your own skills or you can challenge your friends to demonstrate their skills.

Check out the Mystery Car feature of the big, new website called: [www.ClassicCarBase.com](http://www.ClassicCarBase.com)

Here you can both guess already uploaded Mystery Cars or you can upload your own.

This is what you do. Click on the website link above. Now Register as a member, if you have not already done so. It is free of charge. Click on Register Here on the left-hand side of the Homepage. You decide on your own User Name and Password. Most people do not use their real names. Once you have registered you can Sign In as a member, also on the left-hand side of the Homepage.

Now select Mystery Car from the links on the left-hand side of the Homepage. This takes you to a page with lots of photos of various cars. At the bottom of the page you will find even more pages with other cars. Find a car that looks familiar to you and click on the picture. This will take you to a page with some information provided by the member, who uploaded the Mystery Car and perhaps a few more pictures.

If there are more pictures in the film strip on the right-hand side, then you can mouse-over the picture you want to see in bigger size. If there is a scroll-bar, then there may be more pictures in the film-strip.

Under the pictures you can enter your comments and your opinion of the Year, Brand and Model of car. Just click Submit when you are done.

If you are curious about what other members have guessed, then you can go to the Don't Peek Here spot on the page with the Mystery Car you have already selected.

At the bottom of the Mystery Car page you can find the link to upload your own mystery car. Just click on this link and the rest is pretty straight forward. After you click on the Browse button you simply select the picture from your own PC hard drive. You can upload up to 6 pictures. Then enter you comments and what you think about Year, Brand and Model. Finally click on Submit It may take some time for the pictures to be uploaded depending on the speed of your Internet connection.

This may sound a bit complicated, but it is actually very simple when you see the website.

**Have fun!**

# Historic Coventry

Here is a little bit about the town where our cars were made

By Robert Orland

<http://www.historiccoventry.co.uk/>




the following century, the most (in)famous function of the church was its time spent being used as a prison for the captured Royalist soldiers in 1648 during the English civil war - an action often associated with the expression "Sent to Coventry" .... but is that the truth?

With the area around Spon Street becoming more populated due to the success of Coventry's watch making industry, an Act in 1734 finally restored St. John's as a parish church in its own right. As can be



seen from the two photographs below the last two to three centuries have seen a very pleasant looking interior restored to the church after its rather chequered past. George Gilbert Scott was responsible for two of the restorations made in the late 1850's and mid 1870's.



## Classifieds:

1979 Fiat Spider and a 1981 Fiat Spider. One car is fuel injected. Both cars have some rust, but have soft and hard tops. One car has a roll bar and custom wheels. These cars need a new home. Asking \$1500 for the pair or will sell separately. Call Allen @ 908-755-3794 or e-mail @ [bigalnj@aol.com](mailto:bigalnj@aol.com)

67 GT6 for sale. The car needs some restoration but runs OK. Call him at 973-226-4566 at home or 201-670-3477 at his office. He is looking for a reasonable offer. The car is in Essex Fells.

1979 Spitfire. 49000 miles All original except top replaced about 8 years ago. Excellent daily driver. Runs well. Rust free Texas car brought to NJ when I moved here. Hard top included. Call John for more information at 973-271-2479.

1980 tr8 48k. losing garage, need to sell. car has not been used in about five years. Rich Cell (908)347-3900. looking for offers. Westfield, NJ

Storage space available for two cars in my barn. Very private and secure setting in rural Ringoes, NJ. \$30 per car per month for NJTA members, \$40 for non-members. Dirt floor, no electricity, no heat, just shelter from the weather.  
Call Thom Pooley at 908-788-5197 or email [thompooley@att.net](mailto:thompooley@att.net)

Large assortment parts from an abandoned restoration of a 1953 MGTD.  
Located in Schnectady, NY. e-mail for pictures and info. Ronald Weinger [sheron@att.net](mailto:sheron@att.net)  
Several wall mount parts storage bins. e-mail for pictures, Ronald Weinger [sheron@att.net](mailto:sheron@att.net)  
For Sale: 16"x20" PIG mats, absorb 32oz of anything your car can dump on the floor, \$7/10; 42" PIG socks, absorb 1/2 gallon of liquid, \$1.50 ea Ronald Weinger [sheron@att.net](mailto:sheron@att.net)

1974 Spitfire  
53K miles Good condition. Drove well last time used  
Original engine, body, paint, etc. Garaged  
Owner since 1988, Need to sell for garage space  
\$1,000 Tel. 609-683-4572, or 258-4639 [shayegan@princeton.edu](mailto:shayegan@princeton.edu)

Wanted: Powder Blue 1962 TR3B, preferably with overdrive.  
Please contact: [P3Drums@optonline.net](mailto:P3Drums@optonline.net) or 973-422-6044.

TR6 lots of new parts email for details  
[joecornell@covad.net](mailto:joecornell@covad.net)