



SOUTHEAST LIGHTING, INC.
704-372-5240 / 877-688-5240

SE HB LED
320W
LED HIGHBAYS



SPECIFICATIONS :

Length - 45-7/8"
Width - 17-1/4"
Depth - 3-5/8"
Weight - 20.3 lbs

DESCRIPTION

The SE HB LED is a full body LED high bay luminaire which is designed to illuminate a wide variety of settings such as industrial ,commercial, and retail applications. Painted steel housing provides durability and high performance along with high efficacy and long life LED's. The SE HB LED provides both energy and cost savings compared to traditional HID high bays.

FEATURES

* Available in 4000K & 5000K color temperature * Provides 122,000 hrs operation with at least 70% of initial lumens output * Universal Voltage 120-277v (50/60 HZ) *Power Factor >.90 * Total Harmonic Distortion < 20% * Color Rendering Index >80 * Painted Steel housing * 0-10V dimming drivers are standard * Supplied with chain mount kits (includes v-hooks and chain) * Additional options include lenses (Clear & Frosted), wire-guards, and other mounting kits such as surface mount, pendent and cable mounting kits available * cULus listed for damp locations in ambient temperatures from -20°C to 50°C (-4°F to 122°F) * DLC Premium * Complies with FCC Part 15, class A * Complies with IEEE C.62.41-1991, input transient protection (2.5kV) & RoHS requirements * 5 year warranty of all electronics *347-480V capable with step down transformers

<i>SE HB LED</i>	<i>320W</i>	<i>5K</i>	<i>UNV</i>	<i>DIF</i>
Series	Watts	Color Temperature	Voltage	Options
SE HB LED	320W	4K = 4000k 5K = 5000k	UNV (120-277)	<i>Contact SE Lighting for other options</i> DIF - DIFFUSED LENS CIF - CLEAR LENS HBLEDWG - WIRE GUARD

SOUTHEAST LIGHTING INC - SE HB LED 320W

ELECTRICAL DATA

Model	Color Temp.	CRI ¹	Luminaire Lumens	Luminaire Watts	Lumens/Watt	Input Voltage ²	Input Current (A)			Power Factor	THD ³	L ₇₀ Hours ⁴
							120V	240V	277V			
SEHBLED-320W-4K-UNV	4000k	>80	44,298	321	138	120-277	2.68	1.34	1.16	>90%	<20%	122,000
SEHBLED-320W-5K-UNV	5000k	>80	44,940	321	140	120-277	2.68	1.34	1.16	>90%	<20%	122,000

¹ Color rendering index.

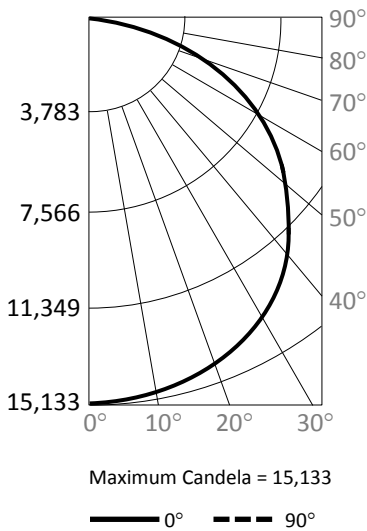
² All 50-60Hz.

³ Total harmonic distortion.

⁴ L₇₀ refers to the number of hours at which lumen output declines to 70% of the initial level. L₇₀ hours are IES TM-21-11 calculated hours.

PHOTOMETRIC DATA

SEHBLED-320W-5K-UNV (44,940 Lumens)



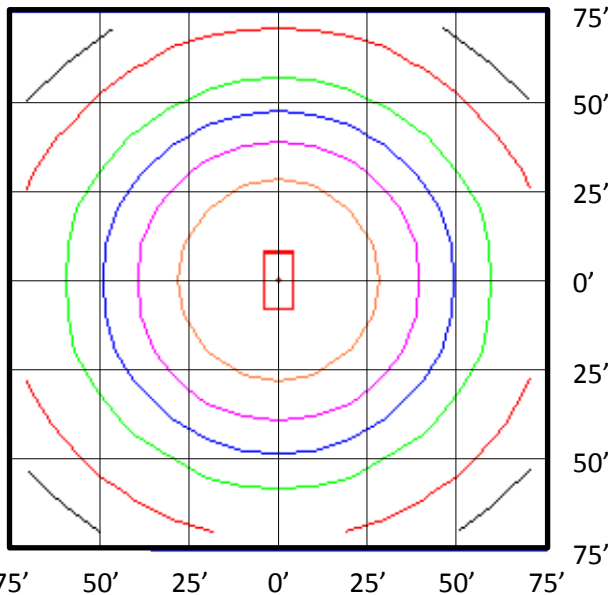
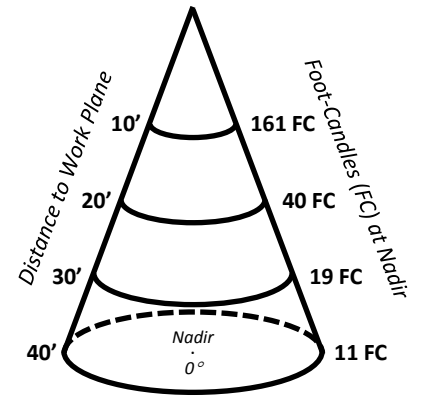
Candlepower Summary

	0°	90°
0°	15,133	15,133
10°	15,006	14,900
20°	14,465	14,300
30°	13,451	13,269
40°	11,946	11,710
50°	9,897	9,688
60°	6,844	7,154
70°	3,873	4,368
80°	985	1,587
90°	26	32

Zonal Lumen Summary

Zone	Lumens	% Fixture
0° - 10°	1,456	3.2%
0° - 20°	5,662	12.6%
0° - 30°	12,144	27.0%
0° - 40°	20,150	44.8%
0° - 50°	28,619	63.7%
0° - 60°	36,527	80.7%
0° - 70°	41,793	93.0%
0° - 80°	44,484	99.0%
0° - 90°	44,862	99.8%
90° - 180°	78	0.2%
0° - 180°	44,940	100.0%

Cone of Light



Notes:

- Isofootcandle plots depict initial footcandles at grade.
- Gridlines represent units of mounting height of 25 feet.

Transformer Cover Box:

- Attach transformer to cover box.
- Make wiring connections.
- Attach transformer cover box assembly to luminaire driver enclosure.

