

THE CBI NEWS

JANUARY/FEBRUARY 2024

Happy New Year!

We hope you had a great holiday break and recharged your batteries! We have some great things coming up and we can't wait to get started. For 2024, we changed the format of the newsletter. A new issue will come out every two months so we can make sure that we include everything that is going on. Read on to find out what is happening in CBI!




Camel Project

The Camel is coming along nicely. The frame, axles, chains, tires and even the transmission have been installed! Soon we will start repairs on the upper body. As you can see, the Camel is starting to look like her old self again. You can see the latest updates on the Camel project by clicking [here](#).



Racer Project

We had a setback on the racer project. We didn't like the way the frame was so we decided to start over. There was a couple of sections of the frame that were twisted so we decided to replace all of the twisted sections and then weld the frame back together. We are currently waiting on the replacement metal. You can see the latest updates on the racer project by clicking [here](#).



THE CBI NEWS

JANUARY/FEBRUARY 2024

After School Project

The CBI program started an after-school project to restore a US Army Combat Vehicle Simulator. The group meets after school on Wednesdays from 2:08-4:00. Because the body was in such bad shape, two donor bodies had to be found and then those bodies had to be cut and plastic welded back together. This part of the project took much more time than the group had so some CBI students completed the plastic welding for them during the school day.

The Story of the Combat Vehicle Simulator

The "Armor Board" was a Ft. Knox-based tenant command of the Test and Evaluation Command of the Army Materials Command. The 8-Wheeler Attex you see above was intended for, and subsequently used (briefly) by the Armor School for the Basic Armor Officer's Course to teach young armor officers the basics of actual tank maneuver at Ft. Knox at platoon level. The vehicle was intended as a cost savings measure because it's useful to actually direct the movements of the tank to a trained driver in practicing coordinated movements in the field. The test project ran in 1972 and the vehicles were only in service for three years.

Each vehicle had a trained driver who acted under the direction of a "vehicle commander" and the exercise was for various officers-in-training to learn how to direct and coordinate the movements of multiple vehicles, as they would as a Platoon Leader. This usually meant from 5-10 vehicles in armor operations. These vehicles were just to learn the basics of how to form up in columns, lines, circles ("laagering up") into Night Defensive Positions, Herringbones, etc. A particular trainee would work to see how efficiently he could get his troops into various formations that had been studied on paper, but while reading maps and negotiating real terrain, just without the 54-ton "real thing", which was very expensive to operate.

The entire exercise was all about coordinating the maneuver element in cross-country and road-bound operations.

The US Army contracted with Attex to manufacture 250 Combat Simulators for the program. When the project ended, the simulators were sold at auction. Many of these machines were put into use as emergency recovery vehicles but many eventually made their way to the general public. Over the years they have fallen in disrepair or were scrapped but a handful have survived.

The Combat Vehicle Simulator that I have in my possession is Serial Number 2. It is the second Combat Vehicle simulator ever made. You can view the progress of the project by clicking [here](#).



THE **CBI NEWS**

JANUARY/FEBRUARY 2024

Alsport Trike Project

It has been a little while since we gave you an update on the trike. To be honest, we have been so busy with other projects that the trike was sort of pushed off to the side. Not to worry though, we found time to get some more progress on it. The suspension was reinstalled as well as the tires. She now sits on her own again with no assistance! In the coming weeks we will be putting the engine back together so stay tuned. You can see the latest updates on the trike project by clicking [here](#).



You can see updates on all of our projects by going to the CBI programs web page at

www.mrdaviscbi.com

Our next issue will be the April/May issue!

CBI

Confidence, Reliability, Honesty!