



## 3s' Team Activity Packet

May 4 through May 8, 2020

### Theme of the Week: Mother's Day

Love is the Bridge between You and Everything – Rumi  
For all the things my hands have held the best by far is you - unknown

### Art & Crafts Activity 1: Crystal Mother's Day Heart



#### Supplies:

- Borax
- Boiling water
- Food Coloring
- Pipe cleaners
- Wooden popsicle sticks
- String
- Glass containers

#### Directions:

- **Step 1** – Make a heart shape using your pipe cleaner that will fit into your glass container & tie a piece of string around it and the popsicle stick.
- **Step 2** -Dissolve the borax into the boiling water (I used the ratio of 3 tablespoons of Borax to every 1 cup of water) and added just a few drops of food color to each container.
- **Step 3**- Carefully suspend the pipe cleaner shape into the borax solution and leave overnight to cool.
- **Step 4** – Carefully remove the crystallized pipe cleaner and allow to drip dry.
- **Step 5** – Proudly hang your Mother's Day Heart Crystal ornament in a sunny place so you can watch it glisten.

## Arts & Crafts Activity 2: Mother's Day Card

### Supplies:

- A sheet of construction paper in the color of your choice
- A half sheet of white paper mounted in the middle of the full sheet
- Green construction paper for a stem and leaves
- A small piece of red construction paper cut in the shape of a heart
- A printout of the poem by Kathleen Laderman
- A printout of "Happy Mother's Day 2020"
- Paint color of choice
- Scissors
- Glue



### Instructions:

1. Invite your child to glue the stem and leaves on the white half sheet.
2. Either trace his/her hand and cut it out, or just dip his/her in paint and place a hand print at the top of the stem.
3. Glue the red heart inside the palm of the hand.
4. Print the poem and the label and mount onto a color of your child's choice. Glue to the project.

## To cut out for craft 2

### Mother's Day Poem

A piece of me  
I give to you.  
I made this flower  
To say: "I love you".

The heart is you.  
The hand is me.  
To show we are friends-  
The best there can be.

I hope you will save it,  
And look back someday  
At the flower we shared,  
On your special day.  
- Kathleen Laderman

Happy Mother's Day!

May 10, 2020

## Art & Crafts Activity 3: Based on Picasso's Hands with Flowers



### Supplies:

- Construction paper in different colors
- Pencil
- Scissors
- Glue
- Crayons, markers, colored pencils
- Tissue paper

### Instructions:

1. Trace your child's hands onto colored construction paper. Cut and glue onto white paper.
2. Using green construction paper, cut out stems for flowers and glue overlaying hands.
3. Using colored tissue paper, create flowers to top the stems and glue onto the paper. If you do not have tissue paper, you can cut flowers out of construction paper or use markers or paint to create your own.

## Cooking Fun

### NO BAKE MOTHER'S DAY PARFAIT

These two desserts are made by layering the ingredients in a see through glass, making them visually appealing.

#### Strawberry Parfait


Make in a clear container

#### Ingredients:

- Angel food cake
- Strawberries fresh or frozen
- Strawberry fluffy yogurt
- Strawberry preserves
- Can of whipped cream

#### PREPARATION: STRAWBERRY PARFAIT

- Bottom layer is ripped up cake
- Cut strawberries with plastic knife, throw out green top, lay on cake
- Or thaw strawberries if frozen, should be already cut
- Layer of preserves
- Layer of yogurt
- Top with whipped cream
- Garnish with more strawberries



## CHOCOLATE PARFAIT

Make in a clear container

Ingredients:

Brownies

Vanilla pudding

Cookies crumbled

Hot fudge ice cream topping

Can of whipped cream

Preparation:

Bottom layer is ripped up brownies

Layer of pudding



Layer of hot fudge topping

Layer of crumbled cookies

top with whipped cream

Be creative and make a different kind of Parfait!!!!

**Have a delicious Mother's Day!**



## Blessing:

Watch the video to learn the song that accompanies this blessing.

Thank you God for giving us food,  
Thank you God for giving us friends.  
For giving us food,  
For giving us friends.  
Thank you God, Amen

[https://www.youtube.com/watch?v=-15Nw\\_FfaBc](https://www.youtube.com/watch?v=-15Nw_FfaBc)

## Book Suggestions:

Are You my Mother? By P.D. Eastman

<https://www.youtube.com/watch?v=fRz7srE2K70>

Is Your Mama a Llama? By Deborah Guarino

<https://www.youtube.com/watch?v=S-p5rjluyNE>

The Night Before Mother's Day by Natasha Wing

<https://www.youtube.com/watch?v=fC4GN0sEJi8>

## Book Suggestions Continued:

T.Rex and the Mother's Day Hug by Lois G. Grambling  
<https://www.youtube.com/watch?v=qvE-HPFTA9s>

Mama Misses LLama by Anna Dewdney  
<https://www.youtube.com/watch?v=PgWDU-LfBlS>

The Kissing Hand by Audrey Penn  
<https://www.youtube.com/watch?v=0URIsHiPy10>

Does a Kangaroo Have a Mother Too by Eric Carle  
<https://www.youtube.com/watch?v=8fUQLp2TwSs>

Mama, Do You Love Me?  
<https://www.youtube.com/watch?v=BWRBz5QZR-o>

Did I Tell You I Love You Today? By Deloris Jordan  
[https://www.youtube.com/watch?v=P3\\_pCTmP0k4](https://www.youtube.com/watch?v=P3_pCTmP0k4)

My Monster Mama Loves Me So by Laura Leuck  
<https://www.youtube.com/watch?v=YK6Qze5afbI>

Love You Forever by Robert Munsch  
<https://www.youtube.com/watch?v=vsWbZwLusyE>

The Mommy Book by Todd Parr  
<https://www.youtube.com/watch?v=SuPHZWgp6vc>

## Songs:

### I Love You Mommy!

Tune: You are my Sunshine

I love you mommy  
My sweetie mommy,  
You make me happy  
When I am sad.  
I want to tell you  
How much I love you!  
When I'm with you  
I am so glad!



## **Songs Continued:**

### **M-O-M-M-Y is Her Name-O**

Tune: Bingo

I love her and she loves me,  
and Mommy is her name-o,  
M-O-M-M-Y  
M-O-M-M-Y  
M-O-M-M-Y  
And Mommy is her name-o!

### **Happy Mother's Day to You!**

Tune: Frere Jacques

I love mommy,  
I love mommy,  
Yes I do.  
Yes I do.  
All I want to say  
Is Happy Mother's Day!  
I love you! I love you!

### **Mommy, Mommy, I Love You**

Tune: Twinkle, Twinkle, Twinkle Little Star

Mommy, mommy, I love you.  
Yes, I do, yes, I do.  
You are sweet and oh so fine,  
I'm so glad that you are mine.  
Mommy, mommy I love you.  
Yes, I do, yes I do

## **Additional Activities:**

### **Coloring Pages**

<https://www.coloring.ws/mom.htm>

**AT HOME**

**COLUMBIA CRAFTS**

**CLEAN HANDS SENSORY BAG**



**MATERIALS**

- Ziplock bag
- Clear hair gel
- Permanent marker
- Pom poms or beads
- *Optional: Dish scrubber*



**INSTRUCTIONS**

- Trace your hands on the outside of the Ziplock bag using permanent marker.
- Fill the bag with clear hair gel. Then, fill it with pom poms or beads.
- Make sure the bag is sealed so it does not make a mess. Place the “germs” on the hands and watch your kid clean them off!
- *Optional: kids can use a dish scrubber to clean the germs or just their hands!*



**HAVE FUN!**

Share your finished masterpiece by emailing a photo of yourself holding your masterpiece to [ggeary@columbiacc.org](mailto:ggeary@columbiacc.org)

## **Musical Activities:**

**From Little Hands Music – BHCNS' Music Providers**

**Here is a set of videos with songs, poems, and activities about taking walks and pets!**

Two playlists attached today - 10 songs on Spotify, and 5 videos on YouTube, all created especially for you and listed below!

### [SONGS on Spotify playlist \("Little Hands Pets and Walking"\)](#)

Includes the following:

1. **Rover** (song by Allie - 2 years old)
2. **Dog Went to Dover** (poem)
3. **Brownie's Dog House** (poem words and finger play instructions below)
4. **Bow Wow Wow** - song and story about all the doggies getting away, looking for a treat, and ending up together at the corner park!
5. **Knick Knack** for dancing or play-along
6. **When (dogs/sheep/ducks/cows/pigs) get up in the morning** - a different animal sounds song!
7. **Old Grey Cat** (and little mice)
8. **Walk and Stop**
9. **Two Little Blackbirds**
10. **At the Bridge** ("Let's go for a walk down to the creek, As we reach the bridge we'll start to creep. What will we see there? Who could it be?...")

### [VIDEOS on YouTube \("Little Hands Daily Routines - Walking and Pets"\)](#)

1. Dog Went to Dover (Ms Rachel)
2. Old Grey Cat (Ms Sharon - with outtake of her dog!)
3. Walk and Stop (Ms Sharon)
4. Nature Walk with Ms Beth and Charley
5. Two Little Blackbirds (Ms Debbie)

Brownie's Dog House Poem:

**Here is Brownie's doghouse** (form hands into a rooftop shape)

**Here is Brownie's bed** (make open-palmed flat bed shape)

**Here's the pan that holds his milk and other things he's fed** (cup hands to form bowl shape)

**Here's the collar for round his neck with Brownie in letters new** (form a circle ring with two hands)

**and here's the ball - Give it a toss! and he'll bring it right back to you!** (make round shape with two hands)