



We at PVC strive to deliver the best quality emergency vehicles, parts & service to your door with the safety and dependability that you have grown to trust. Our team has combined over 150 years experience in fire & EMS service as fireman, EMT's and paramedics, so we understand the challenges you face every day.

We stock our shelves with items from over 300 vendors to save you crucial time. If we don't have it in-stock, chances are we can get it.

If you don't see it in the catalog, please call 888-870-7278.

**Main Office: (207) 364-2400
Fax: (207) 501-3077**

We ship UPS Ground. Most items are in-stock and will be shipped same day. Basic **shipping charge** is \$16.00. Some items due to their weight or physical size require additional shipping charges, (Wheel sims, Inverters, steps & sway bars).

MERCANDISE RETURNS: Products may not be returned without prior authorization. Merchandise must be returned prepaid. Merchandise must be returned unused, in its original packaging. Electrical items may not be returned unless shipped in error and is unused.

Title to goods shall pass to the purchaser upon delivery to the carrier. If the purchaser receives goods in broken or otherwise damaged condition, he or she should insist that the carrier note the damage on the delivery receipt.

WARRANTIES: Warranties are the sole responsibility of the manufacturer and they shall make the final determination as to warranty adjustment. Generally: Strobes & reflectors—6 months, Siren drivers or speakers— 2 years, Dashlights—5 years, LED lights—5 years, Inverters—1 year. Bulbs, flashers and rotators do not have a covered warranty period. Professional Vehicle Corporation will assist you in obtaining warranty coverage for your defective product.

All major credit cards accepted. Credit terms available.

888-870-7278 (207)364-2400 Fax (207)501-3077 provc.net





888—870-7278 **provc.net**
Fax (207) 501-3077

Auto Ejects & Shorelines	27
Brackets	40, 42
Bulbs	
Bayonet Base Bulbs	2
Bi-Pin Bulbs	2
H1, H2, H3 Style Bulbs	3
Miscellaneous Bulbs	2
Snap-In Bulbs	3
Twist Lock Bulbs	2
Cots & Cot Hardware	40
Decals & Warning labels	26
Dash Lights	8
Door Handles & Latches & Locks	32, 36, 37
Door Restraints & Parts	33
Door Hold Open	31
Dri-Dek	31
Electrical Components	43,46
Fenderette's	28
Flashers	18
Flashlights, & Accessories	
Mini Flashlights	21
Headlamps	21
Survivor	22
Knucklehead	23
Fire Vulcan & Vulcan	23
Litebox	24
Accessories	24-25
SL20XP/Stinger	25

Glove Box Holders	38
Grab Rails	38
Heat & AC Parts	41
Indicator Lights	35
Interior Lighting	34-35
Interior Door Parts	36
Inverters & Chargers	39
IV Hangers & Warmers	41
Latches & Locks	36
Lenses	
Code 3	6
Whelen	7,12
Lightheads	
Surface Max	12
500 Series	14
600 Series	15
700 Series	16
900 Series	17
M Series	13
Brake/Tail/Turn Lights	5
Lightbars—Mini	8
Lightbar Parts	9
Marker & Clearance Lights	10
Mini Warning Lights	10-11
Mirrors	30

Mounting Options	11
Mud Flaps	29
Nets	37
O2 Supplies	42
Polish & Cleaner	28
Power Supplies	18
Reflectors	5
Rotators	9
Sharps Cont. & Cup Holders	38
Sirens, Speakers & Drivers	44-45
Solenoids, Relays & Breakers	46
Star Of Life Decals	26
Steps & Bumpers	30
Strobe Tubes & Reflector Assemblies	2,3,4
Straps & Seat Belt Parts	37
Suction	42
Switches & Legends	20
Timers & Clocks	42
Tire Maintenance	28
Truck Racks	19
Vents	33
Warning Tape	26
Wheel Simulators	29
Wiper Blades	28




795
Horizontal filament,
50 - watt



JC12V35H20



BRAKTL-12
Whelen brake
light twist lock.



H50TL12
50-watt twist lock



GH3

Bulbs

Bayonet Base Bulbs

795	Horizontal filament, 50-watt.
795X	Vertical filament, 50-watt.
796	Horizontal Filament, 35-watt
64111	Fits several map lights.

Bi-Pin Base Bulbs

27H1	27-watt bi-pin.
JC12V35H20	37.5 watt w/o nipple between pins
H27W12V	Long Bi-pin, 27-watt
H35W12V	Long Bi-pin, 35-watt
H50W12V	Long Bi-pin, 50-watt

Whelen Twist Lock Bulbs

BRAKTL12	(01-0462503-00) Whelen brake light twist lock.
H27TL12	(01-0462375-02) 27-watt twist lock.
H35TL12	35w halogen twist-lock bulb
S30TL	Twist-lock strobe
01-0461982-00	Old style H35TL12 as above. 35-watt.
01-0461391-00	Old style Whelen BRAKTL12, As above.

Miscellaneous Bulbs

GH3	Glass base, low dome same as 906
KRM89073-7	Bulb, 750w, 120V halogen, 4 11/16", ea.
T89990	Code 3, 50-watt halogen, twist-lock—to be replaced by T89990
S82120	Code 3, 35-watt halogen, twist-lock

Bulbs & Tubes



Whelen Snap-In Bulbs

H27SN12	(01-0441987-03) 27-watt.
H35DSN12	(01-0463001-00) Dual filament fits Whelen dome lights. 35/14-watt
H35HSN12	Horizontal filament. 35-watt (01-0441987-05)
H35SN12	(01-0441987-00) 35-watt.
H50ASN12	Axial filament, 50-watt. (01-0441987-06)
H50SN12	(01-0441987-01) 50-watt.
H60SN12	(01-0441987-07) 60-watt.
STOPSN12	Fits Whelen brake/tail, Bulb only (01-0462389-00)



H35SN12
35-watt snap in
Bulb



STOPSN12

H-1, H-2 & H-3 Style Bulbs


H2-12507	H2, 100-watt
H1-12258	55-watt, fits Guardian mini light bars.
H3-12336	55-watt. With wire lead



H1-12258

Hide-away Strobe Tubes.

S30HAC	(01-0461403-00) Whelen clear Hide-away strobe tubes, flange mount, clear
S30HAA	Color flange mount tube, amber




S30HACP


Bulbs & Tubes




Bulbs & Tubes & Reflectors



6ELTUBE



7ELTUBE



9UTUBE



LFTUBE



TURBO5



TURBOTUB



T07008

Z8575067A



Strobe Tubes, Reflector Assemblies

4ELTUBE	(02-0262861-00) fits Whelen 4E and 400 series linear strobes
500LTUBE	(02-0363292-00) 500 series linear strobe tube/reflector assembly
6ELTUBE	(02-0363173-00) 6E/600 series linear strobe tube/reflector assembly.
7ELTUBE	(02-0362641-00) 7E/700 series linear strobe tube/reflector assembly.
7ELTUBWD	As above, with waterproof Deutsch connector.
80DTUBE	(01-0442400-00) 800D/1200D 1-1/2 turn helix 3 pin plug in.
80TUBE	(01-0461513-00) 800C/1200C 1-1/2 turn helix, with black reflector.
900STUBE	(02-0383678-00) 900 series, non-linear strobe tube/reflector assembly.
9UTUBE	02-0363171-00) Edge 9M/Ultra corner strobe.
DIRECTIO	(02-0340362-00) Mini Max directional reflector.
FT10A	3-pin, "U" strobe tube fits 2012, 2015 series beacons (01-0441566-00)
FT20A	3-pin helix, strobe tube, fits 2022 series beacons (01-0441567-00)
M469	Whelen 1-1/2 turn helix, strobe tube with reflective base. V-Head.
REPTSCOM	Whelen Twin Side Beam strobe/halogen reflector assembly.
REPTSSTR	Whelen Mini side Beam dual strobe reflector assembly.
LFLTUBE	Whelen Edge LFL corner tube/reflector. (02-0363332-00)
TURBOASY	(02-0361417-00) Whelen linear strobe/reflector for "Classic" Edge and Edge Plus lightbars.
UNI	(36-0261100-00) Whelen universal flash tube, eight pins around a center pin on base
TURBO5	(01-0442511-00) Whelen linear strobe tube, 4.75" overall length, 900/97series
TURBO64	(01-0441675-00) Whelen linear strobe tube. 6" overall length, 508, 64 series.
LST-129-7	Signal linear strobe tube. 6 7/8" overall length.
Z8575067A	Fits Federal Signal GS2 & Escape - Strobe reflector assy
Z8575189A	Reflector Strobe tube
T07008	Code 3 twist lock strobe tube.

Brake Lights & Reflectors



Bargman Tail Light Assembly

LITE-4784005	Bargman tail, LED complete
LITE-83	Bargman stop/tail/turn/backup
LENS-BG85A	Replacement lens, amber
LENS-BG85R	Replacement lens, red
LENS-BG85RC	Replacement lens ,red w/clear window

Third Brake Lights

LITE-01A	Incandescent, recessed mount, 2"x 7 3/4"
LITE-KFL	LED, Surface mount, 2 1/2" x 8"
LITE-KFAS3B01	LED, Light Slim 3rd brake each.

Reflectors

REFL-01	3" round, attaches with 1 screw, red
REFL-01A	3" round, attaches with 1 screw, amber
REFL-01C	3 round, attaches with 1 screw, clear
REFL-32A	Rectangular, stick on, amber 1 3/4" x 3 1/2"
REFL-32R	Rectangular, stick-on, red 1 3/4" x 3 1/2"




Lite-4784005



LITE83



LITE-01A



LITE-KFL



LITE-KFAS3B01



REFL-32A
Rectangular, stick-on




REFL-01
3" Round, attaches with one screw



Lenses

No longer a Distributer for Weldon—Call for Availability



T02271



T02322

Code 3 Lens	
T02271	7x3 clear Lens
T02272	7x3 Red Lens
T02274	7x3 Amber Lens
T02302	550 Beacon Red Dome
T02303	550 Beacon Blue Dome
T02304	550 Beacon Amber Dome
T02321	9x7 Clear Lens
T02322	9x7 Red Lens
T02323	9x7 Blue Lens
T02324	9x7 Amber Lens

Lenses - Lenses - Lenses

***Sales Items: call for details
Many Code 3, Weldon and
Whelen Lenses on Sale***

Lenses




Whelen Lenses

*Replace * with Lens color number
10-Amber, 20-Blue, 30-Clear, 50-Red*

600 Series, 6 1/2" x 4"

68-1183581-*	Vertical Optic
68-3183587-*	Non Optic
68-1183490-10	Black with Amber Arrow



68-1183581-10

700 Series w/Seal, 7" x 3"

68-1183582-*	Vertical Optic
68-3183573-*	Non Optic



68-3183573-5S

900 Series, 9" x 7"

68-1183542-*	Vertical Optic
68-1984100-*	Vertical Optic. Dual Linear LED
68-1182268-*	Non Optic
68-1983892-30	Clear Optic, Scene

64 Series w/Seal, 6 1/2" x 4"

68-1181363-*	Vertical optic
68-1182117-*	Non-Optic
68-1181583L1S	Left Arrow
68-1181583R1S	Right Arrow




68-1181583R1S

73 Series w/Seal, 7" x 3"

68-1181370-*	Vertical Optic
---------------------	----------------

97 Series, 9" x 7"

01-0481349-*	Cross pattern optic
02-0361457-13	Two piece scene, 13 degree
02-0361458-26	Two piece scene, 26 degree



02-0361457-13

Lenses



Mini Lightbars & Dash Lights



SLPMM SlimLighter Super-LED



SMLL Whelen LED Slim-Miser



AVC11 Dash Light



**FLLED
FLATLIGHTER**



MC16MA

Dash/Deck/Visor Lights

*Replace * with color choice*

SLPMM **	Slimlighter Super LED, (6) Super LED's per panel, with scan-lock, cigar plug with on/off switch.
SLPBKT1	Slimlighter, Bail mounting bracket for rear deck or headliner
SMLL **	Dual 5mm LED Panels, side-by-side with Scan-Lock, includes a cigar plug with on/Off switch.
AVC11*	Dash light, single Avenger II Solo, red ea.
FLLED**	Dual 400 series 5mm LED's w/multiple flash patterns, clear lens

Mini Light Bars

MC16MA	Mini Century LED Lightbar, 16", Magnetic Mount, Amber
MC16PR	Mini Century LED Lightbar, 16", Perm. Mount, Red

Lightbars Parts



Whelen Edge 9m Lightbar

9MCAP*	Endcap with gasket
68-1984105-*	Lens, 15 3/4"
EDIVIDE	Lens divider with gasket



Whelen Edge 9m

Whelen 4500 Series

68-3983813-*	Endcap, non-optic
68-3983799-*	Lens, non-optic, 16.57"
02-0342941-00	Lens gasket/retainer



Whelen 4500 Series

Whelen Super Advantedge Plus 5000

68-1182060-*	Endcap
38-0261694-00	Endcap gasket
68-1161696-*	Lens, non-optic, 17.375"
02-0341768-00	Lens divider with gasket

Federal Signal EMS Escape

Z8003003A-*	Endcap
Z8003004A	Endcap gasket



Federal Signal EMS Escape

Whelen Lightbar Rotators

02-0342945-00	Fits 4500 series
REPROTA 4	Fits Advantedge Plus
REPROTA 5	Fits 5000 series

02-0342945-00



Lightbars



9186-2301-10



LITE-1500A



LITE-K1500A



2GA00FAR
4" Round LED



9186-8560-29



LITE-KACCL02

Marker Lights & Mini Warning

Clearance & Marker Lights

OSCOEDCR	LED, white oval illumination, white 1" w x 1 1/2" L
OSA00MCR	4-LED Marker, clearance light, amber
OSR00MCR	4-LED Marker, clearance light, red
LITE-1500A	LED marker light, amber 1" W x 2 1/2" L
LITE-1500R	LED marker light, red 1" W x 2 1/2" L
LITE-K1500A	LED marker light, amber 1 1/4" w x 3 3/4" L
LITE-K1500R	LED marker light, red 1 1/4" W x 3 3/4" L
LITE-KACCL01	LED corner cap, red/white, front, may need 3 wire plug
LITE-KACCL02	LED corner cap, red/amber, rear—may need 3 wire plug
LITE-KLED2G	Same as above but 3 wire
2GA00FAR	4" round, LED, grommet mount, amber/amber lens
LITE K-1327	Mini LED plate light, Chrome

Weldon Marker Lights & Mini Warning

9186-1501-30	LED Marker/Utility Light, White 2 1/2"x1" clear version of LITE-1500
9186-2301-10	Weldon LED courtesy light, red
9186-2301-20	Weldon LED courtesy light, amber
9186-8560-29	Weldon Large marker light, amber
9186-8580-29	LED turn/marker, amber
9186-2301-30	Weldon LED courtesy light, white
9186-23882-30	License plate/Stepwell Light

Mini Warning



Mini Warning

Mini Warning	
<i>Replace * with LED color</i>	
RS*02ZCR	LIN3, Horizontal Mount, color LED, clear lens
RSC02ZCR	LIN3, Horizontal Mount, White LED, clear lens
RS*03ZCR	TIR3, Horizontal mount, color LED, clear lens
RSC03ZCR	TIR3, Horizontal mount, White LED, clear lens
RBKT1	Mounting bracket, for one TIR3/LIN3 Lighthead
RBKT2	Mounting bracket, for two TIR3/LIN3 Lighthead (side by side)
C-TIR3-2	Mounting bracket, for two TIR3/LIN3 Lighthead (one on top of the other)
RFLANGCD	Optional chrome mounting flange, deep, TIR3/LIN3
RFLANGEC	Optional chrome mounting flange, TIR3/LIN3
LINZ6R	Super LED Lighthead, Red "W x 2"H x 1-9/16"D. 69 flash patterns.
LINZ6C	Super LED Lighthead, Horizontal, white
LINZ6FC	Flange mounting kit, chrome, deep, LINZ6
VTX609*	Vertex Super LED Hideaway Light, w/9' cable-BLUE & CLEAR
VTXFB	Vertex Super LED Flange, Black, Surface mount
VTXFC	Vertex Super LED Flange, Chrome, Surface mount

RSC03ZCR



RBKT1



RBKT2



RSC02ZCR



LINZ6C



RFLANGCD



VTX609C



RFLANGEC





Warning Lights SurfaceMax

NEW—Whelen SurfaceMax Series SurfaceMax Series features full-fill optic and is backwards compatible with existing mounts, providing easy installation and a clean look. 100% solid state electronics. Hard coated lenses minimize environmental damage from the elements & cleaning chemicals. It is available in Warning, Brake/Tail/Turn, Turn Arrow, Back-up, and Scene models. Five year warranty. **Call for pricing**



C6T Sequential Chevron Arrow



C6BU Back-Up



C7 SurfaceMax



C9 SurfaceMax

C6 SurfaceMax Series SLED

*Replace * with LED color or Lens color*

C6L*	Warning, Red, Blue, Amber or White. Internal Flasher w/Scan-Lock & Hi/Low
C6L*C	As above but with Clear Lens
C6T	Amber Turn Signal, Sequential Chevron Arrow
C6BTT	LED Brake/Tail/Turn
C6BUL	Back-Up Light, Minimum intensity
C6FC	Optional Chrome Flange
C6FB	Optional Black Flange

C7 SurfaceMax Series SLED

C7L*	Warning, Red, Blue, Amber or White. Internal Flasher w/Scan-Lock & Hi/Low
C7L*C	As above but with Clear Lens
C7T	Amber Turn Signal, Sequential Chevron Arrow
C7BTT	LED Brake/Tail/Turn
C7BUL	Back-Up Light, Minimum intensity
C7FC	Optional Chrome Flange
C7FB	Optional Black Flange
CPT8R	Rear Light Pod for six C7 lightheads for the Ford Transit Med. Or Hi Roof

C9 SurfaceMax Series SLED

C9L*	Warning, Red, Blue, Amber or White. Internal Flasher w/Scan-Lock & Hi/Low
C9L*C	As above but with Clear Lens
C9T	Amber Turn Signal, Sequential Chevron Arrow
C9BTT	LED Brake/Tail/Turn
C9SL	Scenelight, Includes Chrome Flange
C9FC	Optional Chrome Flange
C9FB	Optional Black Flange

Warning Lights M Series



Warning Lights

M6 Series Warning	
<i>Replace * with LED color or Lens color</i>	
M6*	Red, Blue, Amber or White
M6*C	Red, Blue & Amber with clear lens
M6FC	Flange, chrome
M6FB	Flange, black
M6FC600	Flange, chrome (adapts M6 to 600 series mtg.)
M7 Series Warning	
<i>Replace * with LED color or Lens color</i>	
M7*	Red, Blue, Amber or White
M7*C	Red, Blue & Amber with clear lens
M7FC	Flange, chrome
M7FB	Flange, black
M7FC700	Flange, chrome (adapts M7 to 700 series mtg.)
M9 Series Warning	
<i>Replace * with LED color or Lens color</i>	
M9*	Red, Blue, Amber or White
M9*C	Red, Blue & Amber with clear lens
M9FC	Flange, chrome
M9FB	Flange, black
M9FC900	Flange, chrome (adapts M9 to 900 series mtg.)



M6 Series Linear Super-LED Lighthead
6 3/4"L x 4 5/16"H x 1 3/8"D



M7 Series Linear Super-LED Lighthead
7 5/8"L x 3 3/8"H x 1 3/8"D



M9 Series Linear Super-LED Lighthead
10 3/8"L x 6 1/2"H x 1 3/8"D



Warning Lights 500 Series

500 Series 1 5/8"Hx5"W



500 Series TIR6 Super LED

25 Scan-Lock flash patterns with phase 1 and phase 2 for alternating and simultaneous flashing.



HOUS-5260*

500 Series Linear Super-LED

*Replace * with LED color or Lens color
(Requires Optional Mounting Kit)*

50*02Z*R Amber, Blue or Red, Horizontal mount

50C02ZCR White LED with clear lens, Horizontal mount

5V*02Z*R Amber, Blue or Red, Vertical mount

500 Series TIR6 Super-LED

*Replace * with LED color or Lens color
(Requires Optional Mounting Kit)*

50*03Z*R Amber, Blue or Red

50C03ZCR White LED with clear lens

500 Series 5MM LED

No longer available—USE 500 Linear or TIR 6

50R00XRR Brake/Tail/Turn, with 2 flash patterns, surface mount

500 Series Mounting Options

5FLANGEB Black trim ring, kit

5FLANGEC Chrome trim ring, kit

5GROMMET Grommet mount, kit

52SMAB Black surface mount adapter, strobe only, requires flange

5TSMAB Black surface mount adapter, TIR6 Super-LED only

5TSMAC Chrome plated surface mount adapter, TIR6-LED only

HOUS-5260* Housing for 500 Series Grille light (State Left or Right)
08-C E350

Warning Lights


600 Series

600 series to be phased out
Replaced by surface Max series




600 Series 4 1/8"H x 6 1/2"W

600 Series 5mm LED Brake/Tail/Turn & Back-Up	
60A00TAR	Amber Turn, Populated Arrow w/o flange
60BTT	Brake/Tail/Turn w/red lens 600 Series
60C00VCR	Interior/Back-Up Light, Minimum intensity
60C00WCR	Interior/Back-Up Light, Maximum intensity
600 Series Super-LED	
<i>Replace * with LED color or Lens color</i>	
60*02S*R	Amber, Blue or Red, w/o flange, requires flasher
60C02SCR	White LED, w/clear lens, w/o flange, requires flasher
60*02F*R	Amber, Blue or Red, w/o flange, includes internal flasher & steady burn
60C02FCR	White LED, w/clear lens, w/o flange, Inc. internal flasher & steady burn
600 Series Snap-in Halogen	
60F000*R	Halogen lighthouse, Replace * with lens color desired
60J000CR	Back-Up light, w/o flange
60X000RR	Brake/Tail/Turn, w/o flange
60X000TR	Amber Arrow, w/o flange
600 Series Options	
64FKIT	Mounting kit to convert 600 series to fit in old style 64 series hole cutouts
6FLANGE B	Black flange kit
6EFLANGE	Chrome-plated flange kit



60A00TAR



60BTT



60X000TR



6EFLANGE

Warning Lights




700 series to be phased out
Replaced by surface Max series
On page 12



702000*R



70A00TAR



70F000*R



7EFLANGE



HOUS-712

Warning Lights 700 Series

700 Series Linear Strobe

702000*R Lighthouse, Without Flange, Replace * with Lens color

700 Series 5mm LED Brake/Tail/Turn & Back-Up

70A00TAR Amber Turn, Populated Arrow w/o flange

70BTT Brake/Tail/Turn with Red lens 700 series

70C00VCR Interior/Backup Light, Minimum intensity

70C00WCR Interior/Backup Light, Maximum intensity

700 Series LED

*Replace * with LED color or Lens color*

70*02S*R Amber, Blue or Red, w/o flange, requires flasher

70C02SCR White LED, w/clear lens, w/o flange, requires flasher

70*02F*R Amber, Blue or Red, w/o flange, includes internal flasher & steady burn

70C02FCR White LED, w/clear lens, w/o flange, inc. internal flasher & steady burn

700 Series Snap-in Halogen

70F000*R Halogen Lighthouse, Replace * with lens color desired

70J000CR Back-Up light, w/o flange

70X000RR Brake/Tail/Turn, w/o flange

700 Series Mounting Options

73FKIT Mounting kit to convert 700 series to fit in old style 73 series hole cutouts

7FLANGEB Black flange kit

7EFLANGE Chrome-plated flange kit

7CAST1 Polished cast aluminum housing for lighthouse.

7CAST3 Polished cast aluminum housing for 3 lighthouses

GEKT98LP Grille light bezel for Ford E-series, 1997-2001. Drivers side.

GEKT98RP Grille light bezel for Ford E-Series, 1997-2001. Passenger side.

7EGRILP Grille-master chrome housing kit with swivel

7EGRILB Grille-master black housing kit with swivel bracket for 700 series linear strobe

HOUS-712 CPI under headlight bezel for 700 series passengers side 92-04-E-350

HOUS-713 CPI under headlight bezel for 700 series drivers side 92-04-E350

Waring Lights 900 Series



900 Series to be phased out & replaced by Surface Max series

900 Series Super LED

*Replace * with LED color or Lens color*

90**5S*R	Amber, Blue or Red (single color) w/o flange, requires flasher
90CC5SCR	White LED (single color) w/clear lens, w/o flange, requires flasher
90**5F*R	Amber, Blue or Red (single color) w/o flange, inc. internal flasher & steady burn
90CC5FCR	White LED (single color) w/clear lens, w/o flange, inc. internal flasher & steady burn
9SC0ENZR	White LED Scene, surface mount with flange

900 Series 5mm LED Brake/Tail/Turn

90A00TAR	Amber Turn, Populated Arrow w/o flange
90BTT	Brake/Tail/Turn w/red lens

900 Series Snap-In Halogen


90F000*R	Halogen lighthouse, Replace * with lens color desired
90E000ZR	Gradient Opti-Scenelight
90J000CR	Back-Up light, w/o flange
90X000RR	Brake/Tail/Turn, w/o flange
90X000TR	Amber Arrow, w/o flange

900 Series Mounting Options

9FLANGE	Black flange kit
9EFLANGE	Chrome flange kit
90FLANGC	Chrome flange kit, (Super-LED Only)


900 Series

7 1/8"Hx9 1/8"W



90A00TAR

LED Turn Signal.



90E000ZR

Gradient Scene Light.



9EFLANGE

Chrome flange kit

Warning Lights



AFM 1660

16 outlet halogen/LED flasher. with 65-watt output five year warranty.




CSP690



700 Flasher

Flashes two loads, up to 8-amps each



7301-0000-00

Solid start epoxy case. Program up to three lamps per channel. Isolated terminals prevent accidental shorts.

Flashers & Power Supplies

Halogen and LED Flashers

ULF22	Universal LED flasher, 2 outlet, 5 amps
ULF28	Universal LED flasher, 2 channel, 8 outlet
ULF44	Universal LED flasher, 4 channel, 4 outlet, 60 watts per channel
3TERM	2 outlet, 20 amp, 3 terminal
AFM1660	16 outlet, 60 watts, Certified Ambulance flasher
AFM560	5 outlet, 60 watt flasher, Halogen/LED Ambulance flasher
AFL530	5 outlet, 30 watts, Certified LED Ambulance flasher
UHF2150A	Headlight/Grille light flasher, positive or negative headlight switching (not for Impala)
700	Wig-Wag Headlight flasher, flashes (2) loads, up to 8 amps ea.
710	120-175 FPM multi-mode flasher, alternating double flash, automatically changes to both lights flashing at the same time, flashes (2) loads, up to 8 amps ea.
711	120-175 FPM multi-mode flasher, conventional wig-wag pattern alternates with a "double pop" signal, flashes (2) loads, up to 8 amps ea.
FHLP-CV	Headlight flasher Crown Victoria police package "06-newer
FHL-HL	Headlight flasher, universal, positive side switched
FHLP-IMP	Headlight flasher, with plug and play connectors "06-newer Impala
FHL-TAIL	Taillight flasher, universal
7301-0000-00	Weldon ambulance flasher, solid state

Whelen Power Supply (Strobe)

UPS64LXA	4 outlet, 75 watt
S660CCCC	6 Outlet, 60 watt Kit w/ 4 15' Cables

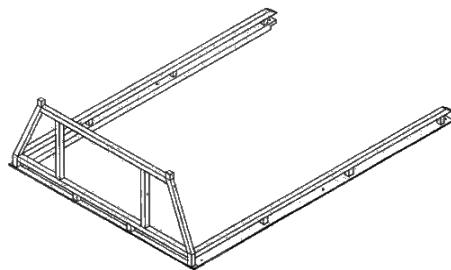
Maine Truck Racks



SPECIAL SALE: One on hand:
Truck Rack, 97-2015 Ford F Series, steel bed Basic Unit with Screens

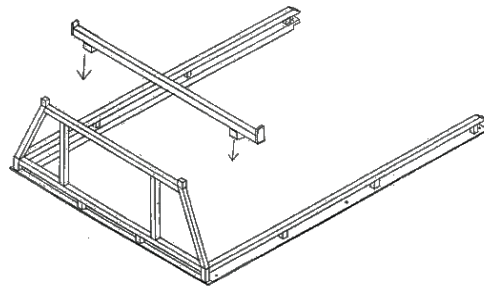
Tough steel rack system & accessories designed to carry and store equipment.
Maine made quality workmanship.

Our trained technicians will install your assembly, or you can have them installed locally.



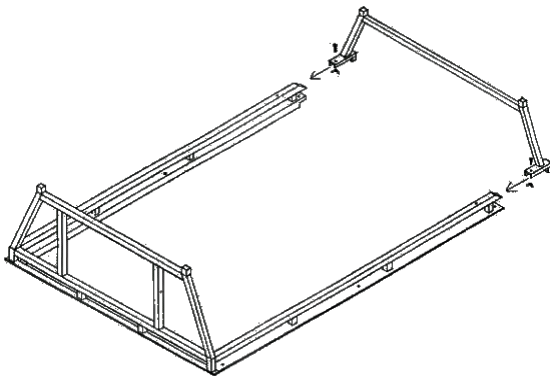
Basic Rack

Headboard and rail assemblies in one unit

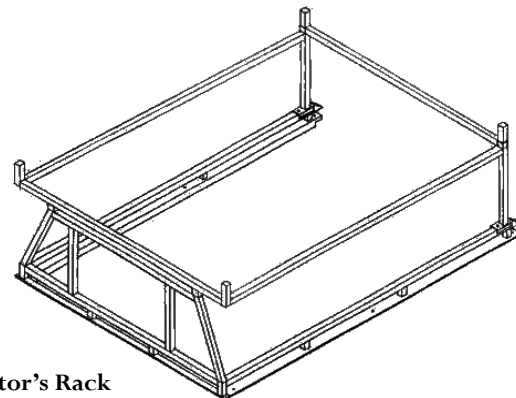


Front & Rear Riser/Spreader Bar

For wider or uneven loads

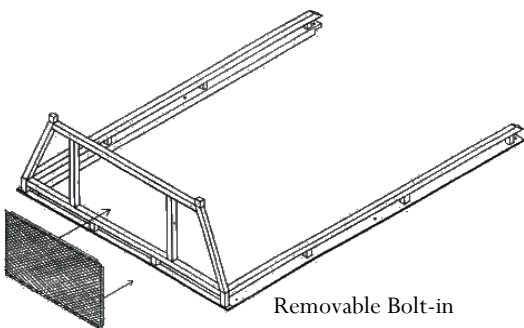


Basic Rack with



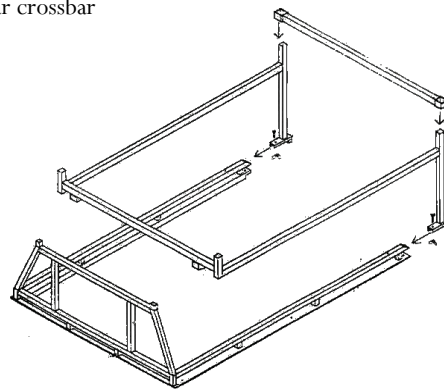
Contractor's Rack

with removable rear crossbar



Removable Bolt-in

Screen Assembly



Contractor's Rack with removable rear crossbar
(Exploded view)

Maine Truck Racks



McGill Switches



TST V-Series Switches



Toggle Switch



Switch Legends

Switches & Legends

Disconnect Switch

SWIT-01 Battery Disconnect Switch

McGill Switches

SWIT-P35 Black on/off with red indicator 3 terminal

SWIT-P36 Red on/off master switch with red indicator 3 terminal

SWIT-P36L Guarded switch for drop chains, yellow actuator 4 terminal

SWIT-P37L Black on/off/on, with red/amber indicator 4 terminal

SWIT-P38MN Black, momentary, non-indicating 3 terminal

SWIT-P45 Switch, low/med/hi, fan, non-indicating 4 terminal

Carling Switches

SWIT-CO4-CO1 On/off, black actuator, red bar ind. 3 terminal

SWIT-CO4-CO5 On/off, red actuator w/lighting bolt ind. 3 terminal

SWIT-CO4-CO6 On/off, red actuator w/triangle ind. 3 terminal

SWIT-CO4-CO8 On/off red actuator, w/red square ind. 3 terminal

SWIT-CO1-CO4 On/off/on, black actuator w/2 red bar ind. 4 terminal

SWIT-CO1-CO3 Low/med/high fan switch, blk actuator, non-ind 4 terminal

SWIT-CO3 Black actuator, momentary, non-indicating 2 terminal

TST V-Series Carling Switches

032-0100 Black actuator, on/off with square red ind. 3 Terminal

032-0260 Black actuator, momentary, w/red bar ind. 4 terminal

090108 Toggle Switch, on/off each

Switch Legends

Switch Legends White translucent w/black lettering

Flashlights



FLASHLIGHTS

Protac—LED

88033 Flashlight, ProTac 2AALED, w/batteries & holster, black



ProTac 2AA LED

Comes with 2 AA Batteries & holster 6.14" Long

Stylus Pro LED

66118 Stylus PRO LED, Black

66120 Stylus PRO LED , Red

66121 Stylus PRO LED, Silver

66122 Stylus PRO LED, Blue



66118 Stylus Pro

Headlamps

61050 Trident LED Headlamp, Yellow

61052 Septor LED Flood Headlamp, Yellow

61405 Enduro LED Headlamp, Camo



61050 Trident



61052 Septor



61405 Enduro

Flashlights



Survivor LED

Ultra bright, 3-watt Luxeon LED has 50,000 hours of life with 65 lumens. No need for a spare bulb. Dual power source, 4 "AA" alkaline batteries or rechargeable nickel cadmium battery pack. Three position switch, High, Low and Locator Strobe.



90338



90540 Survivor

Flashlights

Survivor LED

90512	Survivor LED, 120-volt Yellow fast charge
90502	Survivor LED, 120-volt Orange fast charge
90519	Survivor LED, 12-volt Yellow fast charge
90509	Survivor LED, 12-volt Orange fast charge
90503	Survivor led, 12v/120v steady charge, Orange
90513	Survivor LEDv12v/120v steady charge, yellow
90330	Facecap Assembly for Survivor (Old Style) w/lens
90113	Charger/holder for Piggyback, direct wire, Knucklehead & Survivor
90130	Battery Pack, Survivor LED
90337	Battery, Survivor Div. 1, white
90338	Battery, Survivor Div 2, Knucklehead, Black
90030	Lamp module, Survivor (original version)
90320	Bulb replacement Survivor Div 1
90314	Bulb, black dot, Survivor Div 2

Survivor LED Alkaline Models

90540	Survivor LED, Alkaline Orange
90541	Survivor LED, Alkaline Yellow
90545	Survivor, Alkaline Black

Flashlights



Knucklehead

90607	Knucklehead 12V/120V, Black/w-hook
90627	Knucklehead 12V/120V, Yellow/w-hook
90670	Knucklehead, 12V Fast Charge, orange/w-clip
90641	Knucklehead Alkaline Model, Black/w-hook
90642	Knucklehead Alkaline Model, Yellow/w-hook
90338	Battery for Knucklehead & Survivor Div. 2, Black
90011	Charger/holder—Knucklehead & Survivor, AC fast charge
90012	Charger/holder-Knucklehead & Survivor, DC fast charge, cigar plug
90112	Charger/holder-DC fast charge, piggyback, Knucklehead & Survivor, Cigar plug,

Fire Vulcan LED w/Dual Rear LED's

44451	12 volt DC Orange-Vehicle mount
44454	Flashlight only without Charger, Orange
44007	Battery for Fire Vulcan
44610	Battery for Fire Vulcan, LED

Vulcan 180

44311	Standard System, 120V/12V DC, with quick release strap & charging rack—orange
--------------	---

Fire Vulcan w/Dual Rear LED's

44400	120-volt AC 12-Volt DC Orange— Standard System
44401	Orange 12 volt DC-Vehicle Mount
44411	Flashlight only without Charger, Orange

Knucklehead

Head rotates 360 degrees

Articulates 210 degrees

Powerful magnet attaches to steel surfaces

Holds 4 AA alkaline batteries or rechargeable Ni-Cad Battery pack.



90338 Knucklehead Battery

NEW

Vulcan 180



Fire Vulcan LED C4 LED technology creates up to 80,000 candela peak intensity. Two lightweight lithium ion batteries charge in five hours. Eight program-mable functions. Fits existing Vulcan chargers.



Flashlights



Streamlight LiteBox

The standard flashlight of the Fire Service. Available in yellow and orange. 8-watt or 20-watt, spot or 20-watt flood, high intensity halogen bulb. 7.4 pounds with battery.

Standard system includes 120-volt AC, 12-volt DC chargers, shoulder strap and mounting rack.

Vehicle mounting system includes truck mountable 12-volt direct wire mounting rack and shoulder strap.



E-Spot Upgrade



E-Flood Upgrade

Flashlights

Litebox	
45116	8-watt spot Orange, Standard System
45107	8-watt spot Orange, Vehicle Mount
45845	E-Spot LED upgrade kit for LiteBox/FireBox
45842	E-Flood LED upgrade kit for Litebox/Firebox
45937	Battery for Litebox/Firebox
45901	Bulb, 8W, bi-pin for Litebox, Fire Vulcan
45902	Bulb, 20W, bi-pin, 100hr for Litebox
45903	Bulb, 8W, bi-pin, 300hr for Litebox
45908	Bulb, 8W flood lamp assy. For Litebox
45910	Bulb, 20W, flood lamp assy. For Litebox
45911	Bulb, 8W Spot lamp assy. For Litebox
45913	Bulb, 20W Spot lamp assy. For Litebox
45071	Mounting rack, orange, litebox, 12vdc, direct wire
45074	Direct wire vehicle mount litebox rack
400157	Switch w/Boot for Litebox/Firebox
Bulbs & lamps	
75914	Stinger, XT & Poly Stinger Bulb
78915	Stinger HP & XT Bulb
77914	Super Stinger Bulb
78914	Ultra Stinger Bulb

Flashlights & Parts



Flashlights & Parts

Parts	
20170	Battery replacement for SL-20X
22052	Charge Sleeve for SL-20X
22511	Safety Wand, Red, for SL-20X series
20110	20X Lamp Module
SL20XP LED / Stinger	
25183	With AC/DC Charger, Yellow
25103	With AC/DC Charger, Black
25181	With AC Charger, Yellow
25101	With AC Charger, Black
25121	With AC Charger, Orange
25102	With DC Charger, Black
75175	Battery - Fits all Stingers (except Ultra)
22511	Safety wand, red, for SL20 Series
75713	Stinger LED, steady charge, ac/dc, black
75768	Older model Stinger LED, upgrade kit to 350 lumens
75927	Holster, nylon, Stinger LED, ea.
76442	PolyStinger LED, HAZ-LO,12V/120V Black
75430	Stinger LED HL, steady charge, ac/dc Black
25127	20XP LED lamp Module
20160	Lens Replacement for SL-20X, XP, XP-LED
22050	Cord Charger, 12V Direct wire
22051	Cord Charger, DC cigar plug
22060	120V AC , Charge cord
25170	Replacement SL20XP Battery
77175	Battery - Fits Ultra Stinger &, SL-20XP-LED



SL20XP LED Full size light weight. Polycarbonate water resistant design

22511 Wand



Stinger LED
8.41" long



77175 Battery



20170 Battery





Decals & Warning Labels



Star of Life Decals

Blue with white trim
Dot-Pkg contains:
2 each 18" Stars, 12" stars, 4" stars
1—4" reverse "AMBULANCE"
3—6" "AMBULANCE"



LABL-16



LABL-19



LABL-02

LABL-03



LABL-115/15

LABL-115/20

LABL-115/30



LABL-ATBLK

Star of Life Decals

DECA-DOTPKG	Star of Life DOT Kit
DECA-05	4" SOL
DECA-01	12" SOL
DECA-02	18" SOL
DECA-03A	32" SOL - solid blue
DECA-06	6" AMBULANCE lettering
DECA-04B	4" reverse AMBULANCE

Warning Labels

LABL-06	Squad Bench Net Warning	2"x4"
LABL-16	Infectious Waste, orange w/black letters	2"x4"
132111S	Watch Your Step, yellow w/black letters	3 1/2"x5"
LABL-19	Diesel Fuel Only, black w/white letters	1"x4 1/4"
LABL-02	Fasten Seatbelt, yellow w/black letters	2"x4
LABL-03	No Smoking—Oxygen Equipped	4"x4"
52418	No Smoking, Eating or Drinking	3 1/2"x5
LABL-ATBLK	Auto Throttle, black w/white letters	1 1/2"x3"
LABL-EXT	Fire ext. inside, red w/white lettering	3 1/2" x 5"
LABL-22	Decal "Unleaded Gas Only", white on black	1" x 6"
LABL-BTT	Decal, "Battery Conditioner"	
LABL-115/15	Shoreline - 15-amp	
LABL-115/20A	Shoreline - 20-amp	
LABL-115/30	Shoreline - 30-amp	

Warning Tape

TAPE-RS	Reflective Red & White per foot	1 1/2"
11570Y	Yellow/Black striped-18 yard roll	1"
11571Y	Yellow/Black striped-18 yard roll	2"
11572Y	Yellow/Black striped-18 yard roll	3"
37758	Yellow/black striped, non-slip-60' roll	2"
TAPE-22B	Non-slip, black, per foot	3"
TAPE-22	Non-slip, 2 1/2" Black/yellow, per foot	2 1/2"

Shoreline / Auto Ejects



Auto Eject

091-18WP-120	15-amp Auto Eject
091-20WP-120	20-amp Auto Eject

Super Auto Eject

091-55-15-120	15-amp Super Auto Eject
091-55-20-120	20-amp Super Auto Eject

Air Eject

091-28	20 to 140-PSI Air Eject
091-28HP	20 to 175-PSI Air Eject
091-28Ak	Weatherproof Adapter w/Yellow cover

Replacement Covers

091-55	Super Auto Eject cover, choose color
091-3	Standard Auto Eject Cover, choose color—blue, gray, black, red, white & yellow

Shoreline Receptacles

RECP-01	15-amp Shoreline Receptacle W/cover-Gray
5378C	20-amp Shoreline Receptacle
COVE-WPG1	Cover for 5378C (above)
RECP-11	20-amp Connector, twist-lock
RECP-02	30-amp Shoreline Receptacle, twist lock
RECP-20A	20-amp Shoreline Receptacle, twist lock
COVE-02PS	Shoreline cover, fits RECP-02 & REPT-02A

Auto Eject Shoreline Connectors

5-15PH	15-amp Connector
5-20PH	20-amp Connector
091-55-069	Connector protector

Super Auto Eject

The Kussmaul WP model auto eject is designed to be mounted on the side. This device eliminates broken cables when drivers forget to unplug the shoreline.



Replacement covers Choose from black, blue, gray, red, white and yellow



091-55 SAE



091-3 Auto Eject

RECP-01



RECP-20A



**Auto Eject/
Shoreline
connectors.**



5-15PH



5-20PH



091-55069

Shoreline & Auto Ejects



Fender Flares, Polish, etc



FLAR-T1T3



FLAR-01



Everblades

Works with existing defroster system. Maintains enough heat to prevent ice build-up.



03511 Flitz



LQ04587 Polish

PB101



AML-1 air inflation kit, 4 hoses with brackets. Fits wheels up to 17"



Fender Flares

FLAR-T1T3 Fender flare Fits Type 1 & 3's made out of aluminum

FLAR-01 Rubber Fenderette material. Sold by the foot

Heated Wiper Blades

Series 66 Set w/wiring & switch, 12" to 28" Lengths, heated frame/blade assy.

Blades Replacement heated frame/blade assy.

Polish & Cleaner

03511 Polish, paste, 1.7 oz. tube, For metal, plastic & fiberglass

CA03518 Polish, paste, 2 lb. can, For metal, plastic & fiberglass

LQ04587 Polish, liquid, 7.6 oz., For metal, plastic & fiberglass

PB101 Polishing ball, 5", orange, ea.

Air Inflation Kits

AMG-1 Med Duty, '03-C C4500/5500 19.5" wheel, 4 hose w/brackets

AML-1 Dual wheels up to 17" w/stud extender attachment, 4 hose w/brackets

AML-2 Med Duty, '05-C F450/550 19.5" wheel, 4 hose w/brackets

AML-03 16" Ford Transit, 2015-c 4 hose w/brackets

Wheel Simulators




Wheel Simulators

Wheel Sims

GDG01	03-Current G3500/4500 DRW, 16", 8 Lug, set
GDG01F	For above, front axle set.
GDG01R	For above, rear axle set.
PGDG01TSX	For above, 14MM stud extender,
PGD168LNT	For above, jam nut with cover
GDSF92	92-Current, E-250/350 16", 8 Lug SRW
PGDSF92LNT	For above, jam nut with cover
NF12	Ford, '08-C E350, E450, 16", 8 lug, oval hand holds, DRW
NF12F	For above, front axle set
NF12R	For above, rear axle set
PGD168LNT	For above, jam nut with cover
PNF12STX	For above, 9/16" stud extender.
NF98	'92-07 E-350, E450, 16", 8 lug 8 round hand holes, DRW
NF98F	For above, front axle set
NF98R	For above, rear axle set
PNF10STX	For above, 9/16" stud extender
PNF98LNT	For above, jam nut with cover.
NF25	05'-C F450/550 2 & 4WD, 19.5" 10 lug, 5hh
PNF22 LNT	Jam Nut w/cover for above
SLG116	Simulator set, used w/OEM hub covers, 03c G3500/4500


Mud Flaps

FLAP-BLANK	Black rubber 20 x 14
FLAP-M01	AEV/REV Logo, black rubber 20x14



Wheel Sims

Stud Extender



Jam Nut w/Cover



FLAP-M01



Exterior Accessories



Bump-F01 & F02



Bump-02 & Bump -02A

Rubber Dock Bumper, 2" x 8"

Rubber Dock Bumper , 2" x 16"



Velvac 2020

Deluxe head heated, remote & lighted arms.



MIRO-CBETR

5" Round Convex Mirrors

Steps & Bumpers

BUMP-TRANS	Step Tread & Frame for Ford Transit Van w/brackets
BUMP-F01	Step Tread & frame for Ford van, w/o brackets
BRKT-BUMPF01L	Bracket, bumper Ford van, left ea
BRKT-BUMPF01R	Bracket, bumper Ford van, right ea.
BUMP-F02	Step Tread for Ford van, flip-up w/o brackets
BRKT-BUMPF02L	Bracket, bumper for flip-up Ford van, Left
BRKT-BUMPF02R	Bracket, bumper for flip-up Ford van, Right
BUMP-C02	Step tread & frame for Chevy van, flip-up, w/brackets
BUMP-S01C	Step Tread & Frame for Sprinter van, w/brackets
STEP-FU	Flip-up step for Mods, 47"
BUMP-01	Rubber Bumper,, 1" x 1" w/thru hole
BUMP-02	Rubber Dock Bumper, 2" x 8"
BUMP-02A	Rubber Dock Bumper, 2" x 16"

Mirrors

Velvac	Velvac Mirror heads & assemblies per application—call for details
715437	Velvac 2020 deluxe head heated, remote & lighted arms Black, 03--up Ford E series, set includes both sides
714575	Velvac 2020 Standard head, black manual. L or R, mirror head only
MIRO-654	5" Convex, black
MIRO-654X	5" Convex, Stainless
723068	3 1/4" Stick on wedge convex
MIRO-CBETR	5" Convex Mirrors—Set of two

Exterior Accessories



Exterior Accessories

Grabber Door Hold Opens

DH0016-1-UA	3" base to base length. (Polished, cast aluminum.)
DH0017-1-UA	4-1/2" Base to base length.
DHC0013-IU	Socket only (receiver end) for Door Hold Open, (no gasket) CPI version only
HOLD-16N	4 1/2" Door Hold open, chrome plated
DHC0028	Replacement rubber inserts.
RG0020	Oval base gasket.
RG0021	Round base gasket
HOLD-13	2 Piece Door hold open w/grease fitting
STRA-DOOR	Door Strap Kit

Accessories


LP0002-1	Polished license plate holder. Accommodates two plate lights.
Tile-01	12" Square Dri-Dek, Black
LEX-1309	Replacement Lexan pieces, Smoke color in various sizes, call for quote



DH0016-1UA
Door Hold Open
3" Polished Cast Aluminum



HOLD-16N



HOLD-13




TILE-01



Exterior Handles



HAND-32326-01
Rear Entry Handle




ACTU-LH



ACTU-KITSM5

Trimark 800Series

Paddle handles for entry and large compartment doors, 2-point latching.



AH69ESLSS510NS Paddle Handle



Trimark 450 series
Paddle handles for entry and compartment doors, 2-point latching.



TM211



HAND-33909-01



Trimark 800 & 850

HAND-32326-01	Handle, Non-locking, L. Rear Entry, chrome
HAND-32327-01	Handle, locking, R. Rear Entry Door, chrome
ACTU-LH or RH	Actuator, w/bracket, LH (or RH)
ACTU-KITSM5	Spare door lock actuator, from KITS-M5
HAND-800NLL	Left hand, non-locking, Black
HAND-800NLLC	Left hand, non-locking, Chrome
HAND-800NLR	Right hand, non-locking, L rear entry door, Black
HAND-800NLRC	Right hand, non-locking, L rear entry door, Chrome
HAND-850FFB	Left hand, locking, keyed TM2002, Black
HAND-30940-03	Handle, Left hand locking compartment, keyed 2002
HAND-850FFA	Right hand, locking, keyed TM2002, R rear entry door, Black
HAND-850FFAC	Ri. hand, locking, keyed TM2002, rear entry door, Chrome
HAND-850FFBC	Free floating, locking L. entry, Keyed 2002, Chrome
HAND-850LC	Left hand, locking, keyed TM2002, all chrome bezel
AH69ESLSS510NS	Hansen back to back paddle handle used on entry doors. Key lock from the outside and thumb turn lock from the inside. Keyed with CH510 lock. Designed to operate two rotary latches.
HAND-33909-01	Clevis, door handle part, RH threads, ea.
HAND-33337-01	Clevis, door handle part, LH threads, ea.

Trimark 450

HAND-PP01	Left hand, locking, keyed TM2001 black bezel, chrome handle
HAND-PP02	Right hand, locking keyed TM2001 black bezel, chrome handle
HAND-PP03	Left hand, non-locking. Black bezel, chrome handle
ALH-1-ESL-SS-545-30	Paddle handle, stainless steel, locking, 30 degree bolt, CH545 Key
ALH 1-ES-SS	Paddle handle, stainless steel, non-locking, 30 degree bolt
TUMB-202	Trimark tumbler & key 202
TM211	Trimark tumbler & key 211
TUMB-850DB	Trimark tumbler & double sided key 2002
AH69ESL-51CH510	Tumbler with cam, nut and roll pin Keyed CH510.
ALH 4901-60-510	Tumbler with key, cam & nut Keyed CH510

Accessories



Vents

VENT-A02	2" Ball louver vent
VENT-01	Black plastic vent, 5 1/2" x 6 3/16"
VENT-09	As above but double, 5 1/2" x 12 3/8", black plastic
VENT-11	4" Round interior vent
VENT-PO3	Heat/AC vent, 3 1/2" x 7 1/2" black plastic w/louvers
SD331380	Stainless steel vent, 2 5/8" x 5"
SD331390	Stainless steel vent, 4 5/8" x 5"
SD331424	Stainless steel vent, 4" diameter
Vent-1312	Chrome ventilator scoop w/rubber gasket



VENT-A02



VENT-11



VENT-PO3

Strikers Door Checks

3900-20	Striker, headless, 1-1/4" long bolt, 11/16" long striker
2T-400-52-64	Striker, star head, 3/4" long bolt, 3/4" striker
TM10335-16ZN	Striker, hex head, 3/4 long bolt, 3/4" striker
PINS-N02	Striker, hex head, 3/4 long bolt, 7/8" striker

Vent-01

Black plastic vent.
Measures 5-1/2" x 6-3/16"

Door Checks

DC23-3011-ZN	11" overhead door check.
DCEZ-1511-SS	Overhead door check with adjustable spring tension.
STRA-DOOR	Door restraint strap kits, fits Ford E-350/450 One kit does one door

420-1312
Chrome Vent



PINS-N02



DC23-3011-ZN
Overhead Door check

DCEZ-1511-SS
Overhead Door check



Interior Lighting



LITE-1759 LED Dome Light with Hi and Low



LITE-K15



LITEK4409



LITE-78A Thinlight 716XL with switch, uses 2, 91.10142 bulbs.

Dome & Step Lights

8046-0320-80	Weldon, Recessed, 2-bulb dome stainless steel
1003-0000-80	Weldon, Replacement dome lens
8025-1400-30	Weldon, Step well light
8635CU	Whelen, 35-watt halogen interior dome, rectangular
KR-DL	Havis-Shields 7Watt, red & white, 5.75" x 1.5 x 1.5
LITE-41I	Recessed, 2 bulb dome, white powder coat
LITE-I759	LED Dome light with Hi/Low, white powder coat
LITE-K15	LED Dome light with Hi/Low, white
LITE-K4409	4" Round Dome light White/Red LED

LED/Fluorescent Lights/bulbs

Lite-656	Light, surface mount fluorescent Thin-Lite
LITE-78A	Thin-Lite with switch—6 1/2" x 20 1/2"
LITE-78A-LED	Light, recessed LED, hi/low, thin-lite 716XL
LITE-759I	Under cabinet light 3 3/4" x 16"
PL-36WTT	4 pins on one end
LITE-I29	Cabinet light, 11 1/2" x 1" , 48 Led, white
91.10142	Replacement bulb, 2pins each end (old FT15T8CW), fits LITE-78A
91.10059	Replacement bulb, 2 pins each end, fits LITE-759I



LITE-I29

Interior Lighting



Map Lights & Spot Lights

LF12ERB	Rheostat controlled hard wired map light, 12" neck, Halogen
LF12ES-LED	Rheostat controlled hard wired map light, 12" neck, LED
LITE-51A	Hand Held Spot light, blue eye 400,000 ,cigar plug
LITE-51L	Hand Held Spot Light, blue eyed r00,000, hard wired




**LF12ERB
Map Light**

Indicator Lights

LITE-N785A	Square light with round body (2)wires, Amber
LITE-N785G	Square light with round body (2) wires, Green
LITE-N785R	Square light with round body (2) wires, Red
LITE-P66	AMB. Power—Square, Green
LITE-P44	Door Ajar—Square, Red
LITE-P45	Low Volt—Square, Amber
LITE-P55	Compartment Open —Square, amber
LITE-234INDG	Shoreline Indicator, LED, 3/4" round, 130 VAC, Green



LITE-51L



Indicator Lights

**LITE-234INDG
LED Shoreline Indicator Light**




LITE-N785



Interior Lighting




LTCH-20
Lever latch, locking,
black finish.



LTCH-25



LTCH-23



**Trimark Slimline
Rotary Latches**



SWIT-26A Magnetic
Door Switch. Two piece
magnetic compartment
door switch with wire
lead. Requires 3/4" hole



LTCH-A01
Simplex Lock



HOLD-04 Squad
bench shock

Latches & Locks

Interior Cabinet Latches

LTCH - 20	Southco Trigger Latch, locking
LTCH-21	Southco Trigger Latch, Non-locking
LTCH-24	Rollerball Latch, 2-3/8" long
LTCH-25	Rollerball Latch, 2-3/4" long
LTCH-13	Southco Soft-Latch. 1-1/4" x 4"
LTCH-23NK	Southco-Turn to unlatch, 3/4" hole, non-locking
LTCH-23	Southco-Turn to unlatch, 3/4" hole, locking

Door Parts

EMC-1-400ZNLH	Eberhand Rotary latch 3-5/8:1 x 1-5/8"w x 3/4",Left
EMC-1-400ZNRH	Eberhand Rotary latch 3-5/8:1 x 1-5/8"w x 3/4",Right
TM11665RH	Trimark Slimline rotary latch, 3-7/8" 1x1-1/4w x 3/4"
TM11664LH	Trimark Slimline rotary latch, left
LTCH-ROTR	As above, but with offset connection flanges, right
LTCH-ROTL	Left with offset connection flanges
SWIT-26A	Two piece magnetic compartment door switch
LTCH-A01	Simplex 9600 series push button, keyless lock for cabinets and drawers
GASC-C16	Gas shock, compartment door
GASC-600	Entry door gas shock
STUD-CYL	Stud w/ball for gas shock
BRKT-10R	Bracket for squad bench shock, angled
BRKT-11	Bracket for squad bench shock, straight
BRKT-SQB	Bracket for squad bench
BUMP-01	Rubber bumper, 1"x1" w/thru hole

Interior Handles, Straps & Nets



Interior Handles	
HAND-IL	Inside handle, locking, with metal bezel
HAND-INL	Inside Handle, non-locking, w/metal bezel
Equipment Straps	
LOOP-01B	2" footman loop, black
LOOP-01	2" Footman Loop—Chrome
LOOP-02	1" Footman Loop—Chrome
BUKL-MO1	Metal Buckle
BUKL-02	2" Plastic Buckle
ZA-10117-02	8" Cable release end of seat belt
ES0640PB	6" X 40", plastic buckle
ES0646PB	6" X 46", plastic buckle
ES1414PB	14" X 14", plastic buckle
ES**PB	Strap w/ Plastic Buckle (Replace ** with length needed)
ES1414SB	14" x 14" seatbelt buckle
ES**SB	Strap w/metal buckle (Replace ** with length needed)
Cargo Nets	
NETS-MOD2	Squad bench Crash Net, black, fits Mods
NETS-MOD1	Squad bench Crash Net, orange, fits Mods
Custom Net	Custom cargo net,- call with dimensions Colors: Black, Yellow, Orange
Seat Belt Receivers	
ZA-10117-02	Cable end seatbelt release
BELT-2615	Seatbelt receiver, attendant seat, 15"
BELT-26095	Seat belt receiver, squad bench 8"



**HAND-INL,
right & left**


Interior Handle, locking or non-locking



Equipment



Loop-01



Cargo Nets

Custom made to your dimensions



ZA-10117-02



BELT-26095

Interior Handles, Straps & Nets



CONT-03B Clear Sharps—3 Qt.
Cont-02 Red Sharps—2 Gallon



HOLD-18




HOLD-DUAL CUP



ZABS -HOLD1
Spotlight Holder



ZABS-GLV7
Molded glove box holder



295548 Glove Box Holder



COVE-09L
Cover speaker screen,
black plastic



GRAB RAIL

Interior Accessories

Sharps Containers

CONT-03B	3-qt Sharps container (Bemis 125-020)
CONT-02	2-gallon Sharps container (Kendall 31143731)

Map holder, Glove box Holders, Trash Containers

ZABS-MP01	Map & notebook holder
ZABS-HOLD1	Molded spotlight holder, 8 1/2"x9" Black
ZABS-GLV7	Molded glove box holder, 7 1/2"x13" Gray
295548	Glove box holder—steel, white
CANO-04G	Container, trash, gray. 7.875" x 9.75" x 5", ea.
CANO-01	White Trash Containers
HOLD-18	Cup holder 3 1/2"x3 3/4" Black plastic
HOLD-DUAL CUP	Dual cup holder, 8 1/2"x4 3/4"x3", Black plastic

Speaker Screen

COVE-09L	Black Speaker Cover
-----------------	---------------------

Grab Rails

RAIL-BK12EF	12" Stainless steel w/antimicrobial finish grab rail, 1 1/4" Dia.
RAIL-BK18EF	18" Stainless steel w/antimicrobial finish grab rail, 1 1/4" Dia.
RAIL-BK24EF	24" Stainless steel w/antimicrobial finish grab rail, 1 1/4" Dia.

Inverters/Chargers



Inverters / Chargers

Vanner

20-1050CUL-DC	Life Star 12-VDC to 120-VAC inverter w/battery charger/conditioner. Includes: - a ground fault interrupter plug-in for connecting AC output - quick connectors for pre-wired vehicles
IFM1	Interface module for use with 20-1050CUL inverter (not required for the Life Star model)
CONN-IVE	Anderson style connectors for Vanner inverters
CONN-IVE COVER	Cover for Anderson Connector



Vanner Charger/conditioner, transfer relay, 20 amp KKK Spec portable equipment charging circuit. Output is 1050-watts continuous, with a 2100-watt surge capacity.

Xantrex

INVE-FREEDOMHW	Freedom HF/1055EMS, Inverter/charger 1000w, 55amp
-----------------------	---



Iota

DLS-15	15-amp charger/converter
DLS-30	30-amp charger/converter
DLS-45	45-amp charger/converter
DLS-55	55-amp charger/converter
IQ4	Controller, Converts Iota chargers to a 3-stage Smart Charger



CONN-INV



CONN-IVE COVER

Iota Charger/converter quickly charges batteries from the full rated output of the charger. The DLS then maintains the batteries by putting in only what is required by load or self discharge. 13.6 volt output.





Cots & Cot Hardware

We install all Cot Loading Systems

Stretchers & Stair Chairs

Call for up-to-date quotes on stretchers and stair chairs



We install Power load systems

Ferno EZ Glide



**Pro Series 25
Base & Wall mount**

Stryker

Power Pro	700 lb Lifting capacity, X Frame with hydraulic lift
Performance-Pro	700 lb Lifting Capacity, 9 positions, 89lbs
Power Load	Stryker Power Load Model 6390
Stair-Pro	Stairchair, 500 lb lifting capacity, 20 lbs
6092036018	Stryker, cot safety hook, yellow
6360030031	Stryker, hold down knob
63600200105	Stryker, cot release handle

Ferno

PowerFlexx	700 lb Lifting Capacity, 5 position Drop Frame, 132 lbs700
35XProflex	700 lb lifting capacity, , X-frame for stability, 39 lbs
EZ Glide	500 lb capacity, Stairchair 1" Tarack-to-ground Clearance, 33 lbs
090-0272	Ferno, antler clamps, pair
Ferno cot hardware available—call for prices	

We are now an authorized Technimount Dealer

Defib. Brackets

100-00-XZ-ZOLL	Bracket Pro Series 25, complete support assy. (2 parts) Complete system for surface, stretcher or wall mount. Fits Zoll X Series.
Pro Series 20	Bracket Pro Series 20, Complete System to fit Zoll E Series. Complete system for surface, stretcher or wall mount.
200-00-PC112	Bracket Pro Series 30, to fit Physio Control LP-12 Complete system for surface, stretcher or wall mount.
Pro Series 35	Bracket Pro Series 30, to fit Physio Control LP-15 Complete system for surface, stretcher or wall mount.

IV Hangers & Warmers/ Heat-AC



IV Hangers

IV2007-1	Dual IV hanger. Cast aluminum base with rubber IV bag holder, Velcro attachments
IV2008-1	Recessed, dual IV hanger. Cast aluminum base with rubber IV bag holder and Velcro attachments
HOOK-07	Chrome snap hook . Useful as an IV hook, coat hook, or use on front console area to hold a handheld spotlight.

IV2007-1, dual IV hanger



IV Warmers

12VFM4L02	Smithworks floor mount IV warmer 12 VDC
12VRFE-A	Converter, 120-volt to 12-volt, 3 amp
12VSS3L02	Smithworks Soft Sack IV warmer 12 VDC
12V171	Soft Sack power cable

Hook-07



12VFM4L02
Floor mount IV warmer




Heat/AC Parts

WK1400	Electrically controlled, vacuum operated water valve kit
SOLE-04	Heat/AC solenoid only.
VALV-03A	Vacuum operated water valve only-normally closed, vacuum opens
VALV-03	Vacuum operated normally open, vacuum closes
84706	5/8" manual shut off valve
VALV-EXP	Expansion Valve
TUBE-ORFICE	A/C Orifice tube, orange

12VSS3L02



IV / Heat-AC Parts



VALV-03



VALV-EXP



TUBE-ORFICE



WK1400 Electrically controlled vacuum operated water valve kit. Includes hose, 2 vacuum water valves and 1 vacuum solenoid



OA0002-4
Oxygen Cylinder
Wrench



OA0005-1 double oxygen cylinder cup
for "D" & "E" cylinder sizes.



Ferno 521



Zico QR-D-2



OUTL-AAB
Medical Air Outlet



Ther-01A
Thermostat



Time-01
Fifteen minute timer

Clock-05
6 1/2" x 6 1/2"



O2 & Electrical

Oxygen & Suction

OA0002-4	Oxygen Cylinder Wrench 7.68" long
OA0003-1	Single oxygen cylinder cup for "D" & "E" cylinder sizes.
OA0005-1	Double oxygen cylinder cup for "D" & "E" cylinder sizes.
OA0006-1	Single oxygen cylinder clamp, to be used with OA0003-1, above clamp attaches to wall.
OA0008-1	Double oxygen cylinder clamp, to be used with OA0005, above. Attaches to wall
STRA-02908	Strap for O2 tank neck, 15" black Dbl
STRA_02036	Strap for O2 tank, 2"x44", w/cam buckle
521	Ferno Portable Oxygen Tank Holder, "D" & "E" size
QR-D-2	Zico Portable O2 tank holder, strapless, D & Jumbo D size
BRKT-02BLK	Ratchet Style O2 Tank Bracket
REGU-04L	O2 tank regulator, Amvex GR540, 90 degree elbow
OUTL-AOB	3005 Amico oxygen wall outlet
OUTL-AAB	Amico Oxygen outlet for Medical Air
OUTL-AVB	Amico suction wall outlet

Electrical

THER-01A	Analog Thermostat
THER-PO3	Digital Thermostat Kit
TIME-01	Fifteen minute timer
CLOCK-05	12/24 Hour Clock w/ sweep second hand
CLOCK-05I	Illuminated model
CDR357	TST Commander 357 is a microprocessor based
SSC42-275	InPower Amb. Disconnect
RECT-02	Bridge Rectifier through hole mount

Electrical Components



Electrical Components

TST Studs

S240-7000	3/8" x 1 1/2" 16 UNC threads
S240-9000	5/16" x 1 18 UNC threads
S240-8000	1/2 x 1" 20 UNC threads
240-5000	Single feed through terminal

Power Points

SOCK-04E	Single Power point w/cap
SOCK-04C	Double power point w/caps
SOCK-USBW	USB dual charge socket

TST Analog Meters

180-0343	200-Amp ammeter black face, black bezel.
180-0342	300-amp ammeter, black face, black bezel.
180-0344	Voltmeter, black face, black bezel, 7 to 18 volt scale.
180-0355	Hour meter, black face/black bezel record to 99,999.9 hours, +/-3 secs/month, all Meters have 1 hour factory time check, standard 2" hole, 3 1/2" deep, back lit.

VDO Meters

GAGE-P06	Ammeter—300 to + 300 amps. White numerals on black face
GAGE-P07	Voltmeter, 8-16 VDC white numerals on black face
SENS-200	Ammeter pick-up 200 amp
SENS-300	Ammeter pick up, 300 amp



SOCK-04C

Double Power Point w/caps



TST Studs

Thermoplastic base with brass stud. Tested to 300 degrees and 400 amps continuous duty.



GAGE-P06 Ammeter. -300 to +300 amps. White numerals on black face.



295SL-100 Full function, 100-watt hands free siren




295HFS2 remote siren amp, flush mount head. With diagnostics and SI test. Five-year warranty.



Code 3 Model 3900 Siren. Sequence tones through the touch of a button. Tones include wail, yelp, hyper-yelp, air horn, or manual wail. Built in short circuit protection.



SS700 100/200 watt. Phaser, yelp, wail, hands free, manual, alert and radio modes. Old model number, SA500



750501—100 watt. Field replacement driver w/universal mount and hardware

Sirens, Speakers & Drivers

Whelen

EPSL1 Epsilon Siren	100-watt siren. Nine Scan lock siren tones with PA, diagnostics indicator and hands free
295SL100	Full function, 100-watt hands free siren
295SLSA1	Siren amp with 17 Scan-Lock siren tones
295HFS2	Remote siren amp. Flush mount head
295HFSC9	Self-contained 200-watt Siren Amplifier. Operates in dual or mono sound control modes.

Federal Signal

690000	PA300, 12v, 100w, hi-low w/microphones
690010-1	Siren, PA300, 12v, 200w, hi-low w/microphones
MS4000	100w Mini siren, w/air horn, manual, wail and yelp
750501	100-Watt Siren Speaker (AS124) 7.7"W x 5.7"H x 4.5"D
Z8280090A	Replacement Driver, 100 w, w/o threaded neck
TS100-N	100-Watt Speaker
Z8619145A	Replacement Driver, 100w, w/threaded neck
ES100C	DynaMax ES100 100-watt without bracket
ESB-U	Universal bail bracket

Code 3

3900	Siren compact, Sequence tones through the touch of a button
-------------	---

Signal

SS700-016	Siren, w/visual LED diagnostics, 200w ea.
MMSU-1	Magnetic Mic clip conversion kit

MMSU-1—Magnetic Mic clip conversion kit





Sirens, Speakers & Back up Alarms

Sirens, Speakers & Back up Alarms

Whelen SA315P

SA315P	100-watt Siren Speaker 6.5"W x 6.5" Hx3"D
SAK1	Universal Mounting Bracket
***	*Call for Specific model brackets

Whelen SA315P
siren speaker, 100-watt. Measures 6-1/2"w x 6-1/2" h x 3"d. Brackets not included.



Whelen UnderPro

02-0364015-00	Speaker Horn, plastic
11-263339-000	Driver Cover
SD210R	Siren Driver w/threaded neck
SD210RX	Siren Driver w/o threaded neck



SD210RX replacement siren driver for above listed speakers

CPI

SAD4319-08E35-1	Speaker for Ford E-series, 2008-current Drivers Side
SAP-4319-08E35-1	Speaker for Ford E-series, 2008-current Passengers Side
SAD-4314-08F35-1	Speaker for Ford F-series, 2008-current Drivers Side
SAP-4314-08F35-1	Speaker for Ford F-series, 2008-current Passengers
SD302	Replacement For above W/O threaded neck
SD303	Replacement Driver w/threaded neck
SD502.1	Siren Driver Cover for SD302 & 303 Chrome

SD302
replacement driver, without threaded neck.



697097 Velvac Backup Alarm, 97 db.



Backup Alarms

697097	Velvac, 97db
697107	Velvac, 107 db
697112	Velvac, 112 db
M3S0003	Backup sensor only/ M3 system

M3S0003 Back up Sensor





Solenoids, Relays & Breakers



Sole-01
85-amp solenoid



Rela-05
50/30-Amp.



Breakers Without
Bracket



Breakers with
bracket

Solenoids

SOLE-01	75-amp solenoid
SOLE-200A	200- amp solenoid
RELA-01	Transfer switch (110 volt relay)
DIOD-01	C-amp diode
DIOD-02	6-amp diode
DIOD-04	50-amp diode

Relays

RELA-05A	50/30-amp, plastic tab
140-1030	50/30-amp., metal tab
140-0379	75-amp., 2 hole mtg.

Auto Reset Breakers

BRKR-19K	10-amp w/o bracket
BRKR-18K	15-amp, w/o bracket
BRKR-02K	20-amp, w/o bracket
BRKR-05K	30-amp, w/o bracket
BRKR-08K	40 amp, w/o bracket
BRKR-10K	10-amp, with bracket
BRKR-17K	15-amp with bracket
BRKR-04K	20-amp with bracket
BRKR-07K	30-amp with bracket
BRKR-09K	40-amp with bracket
BRKR-20K	50-amp with bracket



Service & Upfit Department



In-house Service * On-Site Mobile Service


800-894-7788

PVC has been representing AEV ambulances since 1996. Our steady and consistent growth in New England indicates our customer's valued trust in our workmanship. We have extended this same quality to our service and unfit departments. While you do your general maintenance and service on your fleet, we are here to handle the upgrades and repairs that are warranty and non-warranty issues.

We carry an extensive variety of parts for replacement and service on all AEV units as well as most other emergency vehicle manufactures. Call us to do on-site repairs and upgrades throughout New England.

We will work closely with you to plan, modify and customize your vehicle; at the same time organize your vehicle and improve ergonomics for your personnel. Our graphics department can work with you for a new look or duplicate your existing graphics. From installation of radios, sirens, lighting, & computer equipment, to custom cabinetry; we will make the transition easy and efficiently.

Police Cruisers * Command Vehicles * Fire & Rescue Vehicles * Commercial Vehicles



Service & Upfit



- ~ New ambulances
- ~ Remounts
- ~ Used Ambulances
- ~ Parts & Accessories
- ~ Mobile Service
- ~ Upfitting

We at PVC strive to deliver the best quality emergency vehicles, parts & service to your door with the safety and dependability that you have grown to trust. Our team has combined over 150 years experience in fire & EMS services as fireman, EMT's and paramedics, so we understand the challenges you face every day.

OUR TEAM

- ♦ **Nathan Robbins - President**
- ♦ **Wayne Robbins - Sales**
- ♦ **Dave Ameral - Sales**
- ♦ **Tim Smith - Parts Manager**
- ♦ **Nate Robbins - Service Manager**
- ♦ **Donna Davis - Office Manager**
- ♦ **Yvan LaPointe - Prep & Maintenance**



Dedication

It is with great sadness that we said goodbye to our beloved founder of Professional Vehicle this year. Bill lost his battle with Alzheimer's, but he fought a good fight. Bill achieved his dreams - he adored his family, treated all of us at PVC as family, and was well respected within the community. He was an honest businessman that gave back to the world in every opportunity he could find. He mentored many people in the E.M.S. community and treated everyone with respect. We will continue to grow PVC with the same values and great care that he did for 22 years.

