


Our Lady of Port Richmond School
Summer Packet 2023



As you are getting ready to enter 5th grade, it is important to continue practicing what you have learned in the 4th grade, as well as prepare for the upcoming year. This is a packet of assignments to be completed over the summer. The pack is due on the **first day of school**, and everyone **MUST** complete the packet.

The book that you will be reading is *Night of the Twisters* by Ivy Ruckman. All students need to purchase the book so that you can review it with the fifth grade teacher in September. There will be an assessment the first week of school. The reading work included in the packet is broken down according to chapters. Please complete the worksheet after reading the appropriate chapters. You are also asked to design a cover for the book based on your favorite part-creativity is encouraged!

When completing the Math packet, please complete the "5 Minute Drill" pages in 5 minutes. These sheets are to help with your multiplication and division facts.

It is always helpful to set aside some time each day to work on these skills. Please do not wait until the last minute to complete the packet. **You will be receiving a grade for these assignments!** If your assignment is not handed in on the first day of school, there will be points deducted for each day that it is late.

Thank you for a wonderful school year. I will miss you all very much and hope that you have a happy and safe summer!

Miss Lipscomb


Place
Your
Title
Here

Think of your favorite part of
the book Night of the Twisters.

Create (draw and color) a scene
of that favorite part on this book
cover.

Give your drawing a title.
Do NOT use the title of the book.

Write your full name here.



Name: _____

Date: _____

Understanding the Story

"Six O'Clock" - "Seven O'Clock"

Multiple Choice

1. When are beans and wieners the Hatch family's standard supper?

- (a) When Mr. Hatch has to go out again.
- (b) When baby Ryan is fussy.
- (c) When Arthur is there.
- (d) When it is Tuesday.

2. What does Mr. Hatch do for a living?

- (a) He is a maintenance foreman for the National Guard.
- (b) He is a hairdresser.
- (c) He is a mechanic.
- (d) He grows plants at Lewis Greenscape.

Short Answer

3. Even though it seems like something bad is going to happen, Dan notices warm and comforting things around him. What is one thing he notices?

Long Answer

4. Dan very carefully describes the ordinary, everyday lives of his family, friends and neighbors. Give some examples and explain why you think he does this.

**A Little
Extra!**

What do you think the expression "the sun doesn't rise and set on you" means?

Name: _____

Date: _____

Understanding the Story

"Eight O'Clock" - "Nine O'Clock"

Multiple Choice

1. Which way does the meteorologist say tornadoes travel?

- (a) North to south.
- (b) East to west.
- (c) Southwest to northeast.
- (d) Northwest to southeast.

2. Why don't the Darlington's go down to a basement during windstorms?

- (a) They don't understand the importance.
- (b) They don't have one.
- (c) They can't all fit.
- (d) They don't ever get the warnings.

Short Answer

3. What does Mrs. Hatch tell Dan to take downstairs right away?

Long Answer

4. Describe some of the things that make Dan feel as though the world is coming to an end?

**A Little
Extra!**

Why does Dan wish he could trade places with his baby brother, Ryan?

Name: _____

Date: _____

Understanding the Story

"Eleven O'Clock" - "Midnight"

Multiple Choice

1. How do Officer Kelly's glasses break?

- (a) He breaks them during a car accident.
- (b) He trips and falls.
- (c) The car is caught in another tornado.
- (d) He sits on them getting into the car.

2. Where will Dan, Arthur and Stacey spend the night?

- (a) The women's section of the jail.
- (b) The squad room.
- (c) The Kmart store.
- (d) The bowling alley.

Short Answer

3. Stacey tells Arthur their mother is pregnant again. Why does she choose this particular time and how does Arthur react?

Long Answer

4. In spite of everything bad that is going on, what does Dan feel good about?

**A Little
Extra!**

Why do both Arthur and Dan think they are responsible for the tornadoes?

Name: _____

Date: _____

Understanding the Story

"Early Morning" - "As Remembered One Year Later"

Multiple Choice

1. What does Dan find when he arrives at the Kmart?

- (a) His parents.
- (b) Emergency services.
- (c) Aunt Goldie.
- (d) The Darlings.

2. What is the biggest problem at Dan's grandparents' farm?

- (a) Flooding.
- (b) Wind damage to the house.
- (c) Uprooted trees.
- (d) No furniture.

Short Answer

3. What does Dan smell in the Kmart parking lot that gives him a little bit of hope? Why?

Long Answer

4. How does Dan describe what most people of Grand Island do after the storm?

**A Little
Extra!**

What is Mrs. Smiley's reaction when Arthur and Dan bring her old storm door to her house?

Lesson #1

1. **A noun names a *person, place, or thing*.** Underline the nouns in this sentence.

I have a desk, a computer, and bunk beds in my room.

2. **Punctuation is very important because it makes your writing clear.** Put a period at the end of each sentence.

Language is very powerful__

Therefore, it should be accurate__

3. Some other punctuation marks that you have used are: question mark, exclamation point, apostrophe, quotation marks, and comma. Add four punctuation marks to this sentence.

Austin__s favorite vegetables are broccoli__ carrots__ and corn__

4. **Capitalize the first word of every sentence.** This is the editing mark for "make it capital" (≡). Draw it under the letters that should be capitalized.

we met David at the airport. his flight was delayed.

5. Use the editing mark again.

have you seen his luggage?



6. **A fact is a statement that can be proven.** Underline the fact.

Over 70 percent of the earth's surface is covered by water.
Water is a fascinating topic.


7. Choose the correct homophone.

Let's remember to bring (hour / our) umbrellas.

8. **There are five steps in the Writing Process: prewriting, drafting, revising, editing, and publishing.** Each day you will practice some part of this process in order to improve your writing. In which step do you get ideas for your writing?

- 9 – 12. **In prewriting, you also use organizational strategies to plan your writing. Making a list is an organizational strategy.** Choose a room in your home and make a list of items that you see. Next to each item, write some words that describe it (color, size, shape, etc.).

Example: desk - brown, wooden, old



Lesson #2

1. A sentence is a group of words that expresses a complete thought. Underline the sentence.

Julia brought lunch for everyone! Ham and cheese sandwiches. Even sodas and cookies!


2. This editing mark means “add end punctuation” (⊙). You can change it to show a question mark or an exclamation point instead of a period. Edit this sentence.

The weather is beautiful in Houston today

3. **Pronouns take the place of nouns.** Be very careful when writing with pronouns. Sloppy use of pronouns will make your writing incorrect and unclear. Which sounds correct?

We are hungry!

Us are hungry!



4. Look at the context. What is the meaning of the underlined word?

Robert wore a pair of jeans and a madras shirt.

trousers a type of fabric buttons

5. A **contraction** is a single word that is made by joining two words. Some of the letters are removed and replaced with an *apostrophe* ('). **Many contractions are formed with a verb and the word *not*.**

Example: don't → do not

Write the meanings of these “not” contractions.

wasn't → _____ can't → _____ didn't → _____

6. Draw a line under the common nouns.



Susan and Jake created a model for their science project.

7. What is the verb (action word) in the sentence from item 6?

8. Remember, avoid using double negatives. Which is correct?

Please don't call here no more.

Please don't call here any more.



- 9 – 12. Look at the list of items in your home that you made in the previous lesson. You can make your list more interesting by using better words. Check each describing word you wrote, and see if you can find a word to replace it. Use a thesaurus. Write your new describing words below.

Example: desk - brown, wooden, old → walnut, antique

Lesson #3

1. **Every sentence ends with punctuation and expresses a complete thought.** Draw a line through the word group that is **not** a sentence.

You can make a piñata for a birthday party. Or any special occasion! Just follow the easy directions.

2. **A verb is the main word in the predicate.** Sometimes it is the only word in the predicate. Underline each verb.

Tommy pitches. Andy fields the ball.

3. Notice that “not” contractions are made by removing the *o* in *not* and replacing it with an *apostrophe*.

Example: did not → didn't

Write the contraction for each of these.

can not → _____ are not → _____ does not → _____

4. **Most plural nouns are formed by adding –s to the singular.** Make these nouns plural.

doctor - _____ basket - _____ holiday - _____

5. Underline two antonyms.

polite witty rude flexible

6. **Always capitalize the pronoun *I*.** Use the editing mark for "make capital" to correct two errors in this sentence.


my mother and i walked to the playground.

7. A prefix is added to the beginning of a word and changes the meaning of the word. Underline the prefix in each word.

disrespect prejudice reexamine

Which prefix means “the opposite of”?

- 8 – 12. **Writing a draft is the second step of The Writing Process.** Look back at the improved list you made in the previous lesson. Use your list to write a draft, or short paragraph, describing a room in your house.

A black and white line drawing of a kitchen scene. In the foreground, a wooden chair is positioned next to a white trash can. Behind them is a kitchen counter with various items on it, including a toaster, a coffee maker, and a dish rack. Above the counter are several white cabinets. The background is a simple wall with a window.

Lesson #4

1. There are four types of sentences. **A declarative sentence (or statement) tells or states something. It ends with a period.** Underline the declarative sentence.

Swimming in the ocean can be fun. Have you ever tried it?

2. **Revising is the third step of The Writing Process.** In this step, you make your writing better by changing words, fixing the order of sentences, and adding more details. What are the first three steps of **The Writing Process**?
- _____, _____, _____

3. Nouns can be common or proper. **A proper noun names a particular person, place, or thing.** Every proper noun begins with a capital letter. Underline the proper nouns.

Lucy Laney was a school teacher in Augusta, Georgia.

4. Use the editing mark for capitalization to fix this sentence.

his kite was handmade and very sturdy.

5. **Pronouns have specific uses.** A pronoun takes the place of a _____.

6. **There are all kinds of pronouns - subject pronouns, object pronouns, and possessive pronouns - just to name a few!** Underline three pronouns in this sentence.

Sheila and I will go with you to their car.



7. **Verbs show action.** Underline two verbs in this sentence.

Vera makes beautiful dresses and sells them for a lot of money.

8. **A present tense verb shows action that is happening now, or in the present.** What is the present tense verb in this sentence?

Truman eats candy every day after lunch.

9. Look in a dictionary or thesaurus and find a better word for *angry*. Write your word on the line.
- _____

10. **A *cause* makes something happen.** Example: An earthquake caused the tsunami. (An earthquake is the *cause*.)
Underline the *cause* in this statement.

We were late because of the traffic jam.

11. The editing mark in this sentence shows that there is a spelling error.
Rewrite the sentence correctly.

My iguana has a long, green ^{sp}(tale).

12. Remember, every sentence has a subject and a predicate. Underline the sentence.

To make a friend. It takes patience and consideration.
Someone to listen.

Name _____ Date _____

5 Minute Drill

$5 \div 1 =$

$9 \div 3 =$

$1 \div 1 =$

$12 \div 4 =$

$30 \div 6 =$

$24 \div 8 =$

$14 \div 2 =$

$10 \div 5 =$

$56 \div 7 =$

$7 \div 7 =$

$0 \div 9 =$

$3 \div 1 =$

$9 \div 9 =$

$2 \div 2 =$

$20 \div 4 =$

$0 \div 8 =$

$40 \div 5 =$

$0 \div 4 =$

$18 \div 9 =$

$20 \div 5 =$

$2 \div 1 =$

$30 \div 5 =$

$54 \div 9 =$

$14 \div 7 =$

$27 \div 3 =$

$0 \div 1 =$

$16 \div 2 =$

$16 \div 4 =$

$18 \div 3 =$

$8 \div 8 =$

$27 \div 9 =$

$32 \div 4 =$

$36 \div 9 =$

$12 \div 2 =$

$56 \div 8 =$

$6 \div 1 =$

$0 \div 7 =$

$45 \div 9 =$

$23 \div 4 =$

$24 \div 6 =$

$72 \div 9 =$

$64 \div 8 =$

$21 \div 3 =$

$21 \div 7 =$

$15 \div 3 =$

$36 \div 6 =$

$25 \div 5 =$

$42 \div 6 =$

$24 \div 3 =$

$8 \div 2 =$

$6 \div 6 =$

$0 \div 3 =$

$32 \div 8 =$

$24 \div 4 =$

$49 \div 7 =$

$48 \div 8 =$

$45 \div 5 =$

$4 \div 1 =$

$12 \div 3 =$

$81 \div 9 =$

$35 \div 7 =$

$18 \div 2 =$

$48 \div 6 =$

$0 \div 2 =$

$15 \div 5 =$

$6 \div 3 =$

$28 \div 7 =$

$3 \div 3 =$

$54 \div 6 =$

$72 \div 8 =$

$10 \div 2 =$

$0 \div 6 =$

$36 \div 4 =$

$7 \div 1 =$

$4 \div 4 =$

$18 \div 6 =$

$4 \div 2 =$

$42 \div 7 =$

$8 \div 4 =$

$9 \div 1 =$

$0 \div 5 =$

$12 \div 6 =$

$63 \div 7 =$

$16 \div 8 =$

$35 \div 5 =$

$63 \div 9 =$

$8 \div 1 =$

$6 \div 2 =$

$40 \div 8 =$

$5 \div 5 =$

Adding and Subtracting Fractions (B)

Find the value of each expression in lowest terms.

1. $\frac{17}{4} - \frac{1}{4}$

5. $\frac{7}{5} + \frac{11}{5}$

9. $\frac{8}{5} - \frac{4}{5}$

2. $\frac{9}{7} - \frac{1}{7}$

6. $\frac{11}{4} - \frac{7}{4}$

10. $\frac{12}{7} - \frac{6}{7}$

3. $\frac{19}{5} + \frac{19}{5}$

7. $\frac{14}{9} + \frac{1}{9}$

11. $\frac{9}{7} + \frac{12}{7}$

4. $\frac{19}{10} - \frac{9}{10}$

8. $\frac{18}{7} + \frac{1}{7}$

12. $\frac{9}{4} - \frac{7}{4}$



Name: _____

Equivalent Fractions: Worksheet # 1

Find the equivalent fractions.

1. $\frac{\quad}{4} = \frac{24}{32}$

2. $\frac{\quad}{3} = \frac{5}{15}$

3. $\frac{3}{8} = \frac{\quad}{24}$

4. $\frac{1}{8} = \frac{\quad}{56}$

5. $\frac{\quad}{4} = \frac{10}{20}$

6. $\frac{\quad}{5} = \frac{24}{40}$

7. $\frac{\quad}{8} = \frac{50}{80}$

8. $\frac{\quad}{5} = \frac{27}{45}$

9. $\frac{1}{3} = \frac{\quad}{6}$

10. $\frac{\quad}{8} = \frac{6}{16}$

11. $\frac{6}{8} = \frac{\quad}{56}$

12. $\frac{\quad}{4} = \frac{8}{16}$

13. $\frac{1}{6} = \frac{\quad}{36}$

14. $\frac{\quad}{3} = \frac{8}{12}$

15. $\frac{1}{3} = \frac{\quad}{30}$

16. $\frac{3}{5} = \frac{\quad}{35}$

17. $\frac{\quad}{3} = \frac{10}{15}$

18. $\frac{\quad}{8} = \frac{18}{24}$

19. $\frac{\quad}{8} = \frac{54}{72}$

20. $\frac{1}{4} = \frac{\quad}{36}$

Multiply by Two-Digit Numbers

Name _____

Date _____

$$21 \times 23 = ?$$

Multiply by
the ones.

$$\begin{array}{r} 23 \\ \times 21 \\ \hline 23 \end{array}$$

Multiply by
the tens.

$$\begin{array}{r} 23 \\ \times 21 \\ \hline 23 \\ 460 \end{array}$$

Add the
partial products.

$$\begin{array}{r} 23 \\ \times 21 \\ \hline 23 \\ + 460 \\ \hline 483 \end{array}$$

← partial
products

To multiply money,
just add . and \$.

$$\begin{array}{r} \$.37 \\ \times 15 \\ \hline 185 \\ + 370 \\ \hline \$5.55 \end{array}$$

Use rounding to estimate. Then multiply.

1. $\begin{array}{r} 44 \\ \times 22 \\ \hline \end{array}$

2. $\begin{array}{r} 13 \\ \times 12 \\ \hline \end{array}$

3. $\begin{array}{r} 21 \\ \times 41 \\ \hline \end{array}$

4. $\begin{array}{r} 32 \\ \times 12 \\ \hline \end{array}$

5. $\begin{array}{r} 42 \\ \times 21 \\ \hline \end{array}$

6. $\begin{array}{r} 43 \\ \times 11 \\ \hline \end{array}$

7. $\begin{array}{r} 24 \\ \times 12 \\ \hline \end{array}$

8. $\begin{array}{r} 14 \\ \times 22 \\ \hline \end{array}$

9. $\begin{array}{r} 12 \\ \times 23 \\ \hline \end{array}$

10. $\begin{array}{r} 32 \\ \times 13 \\ \hline \end{array}$

11. $\begin{array}{r} 21 \\ \times 32 \\ \hline \end{array}$

12. $\begin{array}{r} 22 \\ \times 34 \\ \hline \end{array}$

13. $\begin{array}{r} 23 \\ \times 12 \\ \hline \end{array}$

14. $\begin{array}{r} 22 \\ \times 13 \\ \hline \end{array}$

15. $\begin{array}{r} 33 \\ \times 22 \\ \hline \end{array}$

Multiply.

16. $\begin{array}{r} \$3.00 \\ \times 40 \\ \hline \end{array}$

17. $\begin{array}{r} \$.64 \\ \times 11 \\ \hline \end{array}$

18. $\begin{array}{r} \$.32 \\ \times 32 \\ \hline \end{array}$

19. $\begin{array}{r} \$6.00 \\ \times 30 \\ \hline \end{array}$

20. $\begin{array}{r} \$.42 \\ \times 12 \\ \hline \end{array}$

Problem Solving

21. Beth bought 11 erasers. Each cost \$.45.
How much did she spend altogether?

22. Alex sold 30 magazine subscriptions.
If the cost of each subscription was \$8.00,
how much did Alex sell in all?

Subtract Larger Numbers

Name SKIP

Date _____

2531 - 1665 = 2
Subtract. Regroup as needed.

$$\begin{array}{r} 2531 \\ -1665 \\ \hline 6 \end{array}$$

$$\begin{array}{r} 2531 \\ -1665 \\ \hline 66 \end{array}$$

$$\begin{array}{r} 2531 \\ -1665 \\ \hline 665 \end{array}$$

$$\begin{array}{r} 2531 \\ -1665 \\ \hline 666 \end{array}$$

Check by adding: $666 + 1665 = 2531$

Estimate mentally. Then find the difference.

1. $373 - 594$

2. $556 - 378$

3. $555.29 - 975$

4. $88,249 - 57,539$

5. $84,539 - 57,692$

6. $88297.16 - 3747.65$

7. $83551.82 - 1640.91$

8. $546,392 - 65,168$

9. $86553.27 - 4368.45$

10. $57,834 - 28,698$

11. $7,584,394 - 2,653,458$

12. $9,526,457 - 717,875$

Align and subtract.

13. $321 - 124 =$

14. $56.12 - 33.78 =$

15. $6527 - 858 =$

16. $8634.68 - 357.24 =$

17. $83438.95 - 82749.51 =$

18. $655.584 - 144.397 =$

Problem Solving

19. It costs \$435.95 to fly from Alajon to Los Rios. From Los Rios to Palmer, the flight costs \$692.65. How much more does the flight to Palmer cost?