

---

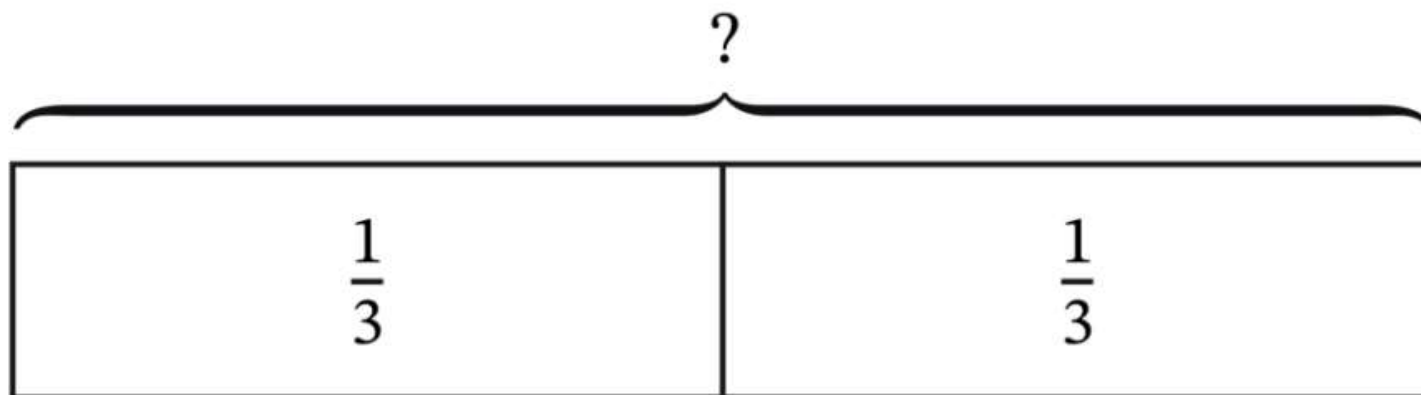
## **Lesson 17:**

**Solve problems by equally redistributing a total amount.**

**CCSS Standard – 5.NF.A.2 / 5.MD.B.2**

**FLUENCY** (10-min)

**Whiteboard Exchange: Relate Repeated**

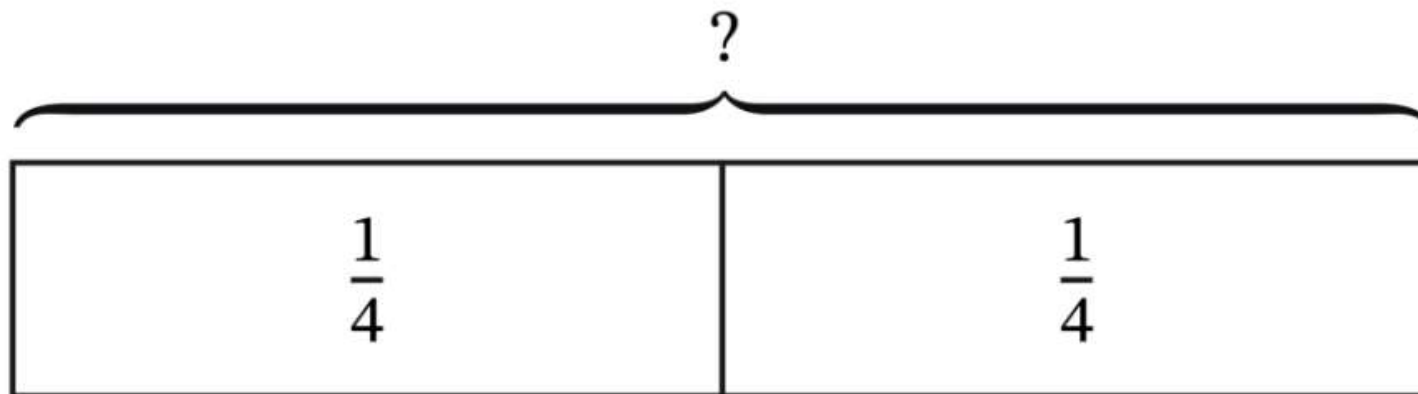


Write a repeated **addition** equation to represent the tape diagram.

Write a repeated **multiplication** equation to represent the tape diagram.

**FLUENCY** (10-min)

**Whiteboard Exchange: Relate Repeated Addition to Multiplication**

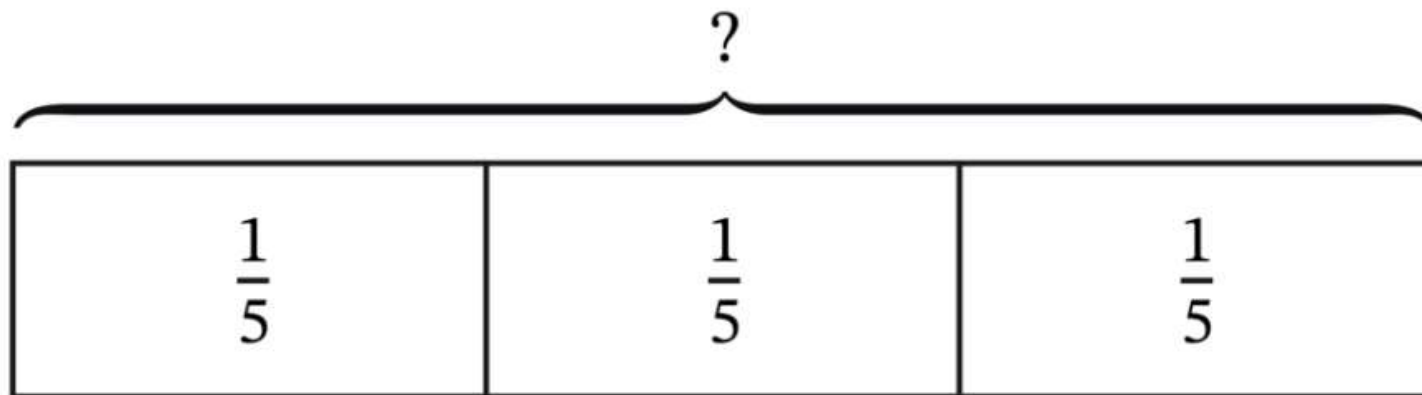


Write a repeated **addition** equation to represent the tape diagram.

Write a repeated **multiplication** equation to represent the tape diagram.

**FLUENCY** (10-min)

**Whiteboard Exchange: Relate Repeated Addition to Multiplication**

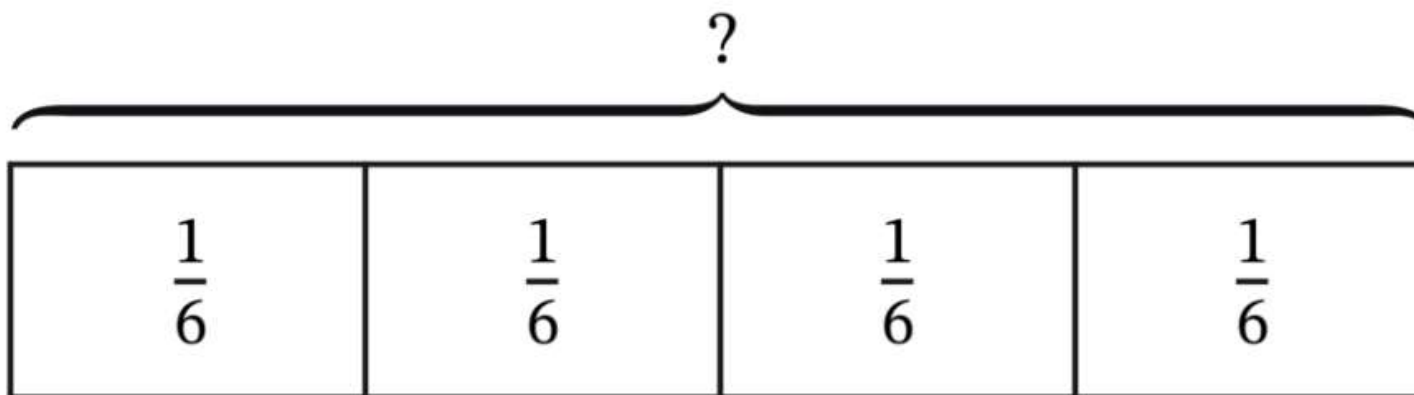


Write a repeated **addition** equation to represent the tape diagram.

Write a repeated **multiplication** equation to represent the tape diagram.

**FLUENCY** (10-min)

**Whiteboard Exchange: Relate Repeated Addition to Multiplication**

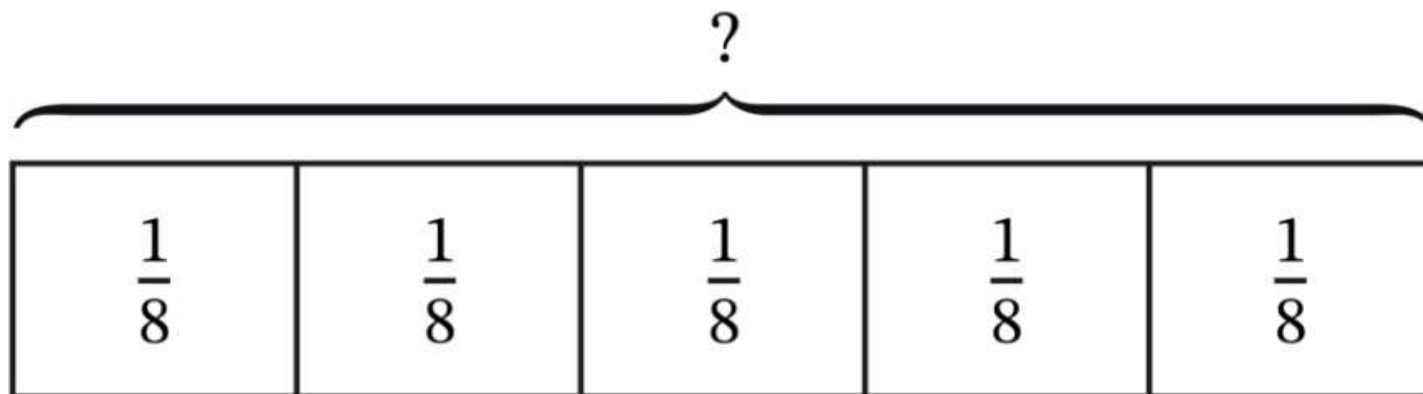


Write a repeated **addition** equation to represent the tape diagram.

Write a repeated **multiplication** equation to represent the tape diagram.

**FLUENCY** (10-min)

**Whiteboard Exchange: Relate Repeated Addition to Multiplication**



Write a repeated **addition** equation to represent the tape diagram.

Write a repeated **multiplication** equation to represent the tape diagram.

**FLUENCY** (10-min)

## Counting on the Number Line: Halves, Fourths, Eighths

Use the number line to count forward by halves to 1.



Use the number line to count forward by fourths to 1.



Now let's rename fourths as halves, when possible.



**FLUENCY** (10-min)

## Counting on the Number Line: Halves, Fourths, Eighths

Use the number line to count forward by fourths to 1.



Use the number line to count forward by eighths to 1.



Now let's rename eighths as larger units, when possible.





**FLUENCY** (10-min)

**Whiteboard Exchange: Add & Subtract Fractions**



Raise your hand when you know the answer to each question.  
Wait for my signal to say the answer.

$$\frac{1}{2} + \frac{3}{10} =$$

*Look at the fractional units.  
Do they have **LIKE** units?*

***No!** Are the units **RELATED**?*

***Yes!** Which fraction can we **RENAME** so the fractional units, or denominators, are the same?*

***1/2***

**FLUENCY** (10-min)

**Whiteboard Exchange: Add & Subtract Fractions**



Raise your hand when you know the answer to each question.  
Wait for my signal to say the answer.

$$\frac{7}{12} + \frac{3}{4} =$$

*Look at the fractional units.  
Do they have **LIKE** units?*

***No!** Are the units **RELATED**?*

***Yes!** Which fraction can we **RENAME** so the fractional units, or denominators, are the same?*

***3/4***

**FLUENCY** (10-min)

## Whiteboard Exchange: Add & Subtract Fractions



Raise your hand when you know the answer to each question.  
Wait for my signal to say the answer.

$$\frac{7}{8} - \frac{3}{4} =$$

*Look at the fractional units.  
Do they have **LIKE** units?*

***No!** Are the units **RELATED**?*

***Yes!** Which fraction can we **RENAME** so the fractional units, or denominators, are the same?*

***3/4***

**FLUENCY** (10-min)

## Whiteboard Exchange: Add & Subtract Fractions



Raise your hand when you know the answer to each question.  
Wait for my signal to say the answer.

$$\frac{2}{3} - \frac{4}{15} =$$

*Look at the fractional units.  
Do they have **LIKE** units?*

***No!** Are the units **RELATED**?*

***Yes!** Which fraction can we  
**RENAME** so the fractional units, or  
denominators, are the same?*

***2/3***

**LAUNCH** (5-min)

Represent liquid measurements on a line plot and estimate the amount in each cup if the liquid were redistributed equally.

**Part One:**

Insert the **Liquid Line Plot** (PAGE 151) into your dry-erase sleeve.

Make a line plot to represent the data shown that tells how much liquid is in each of the measuring cups.



Play Part 1

Play Part 2



Play Part 3

**LAUNCH** (5-min)

Represent liquid measurements on a line plot and estimate the amount in each cup if the liquid were redistributed equally.

Part One:

Liquid in Measuring Cups




Now, let's watch parts 2 and 3.

**LAUNCH** (5-min)

Represent liquid measurements on a line plot and estimate the amount in each cup if the liquid were redistributed equally.

Part Two & Three:

Liquid in Measuring Cups



**LEARN** (35-min)

## Equally Redistribute Fraction Data

How many measurements did we represent on our line plot?

8


Our goal is to EQUALLY REDISTRIBUTE the liquid, so each measuring cup contains the same amount of liquid. Let's use cubes to represent each measurement.

Why do you think using cubes is a good idea?

What unit should we use to represent the measurements? Why?

**Eighths**


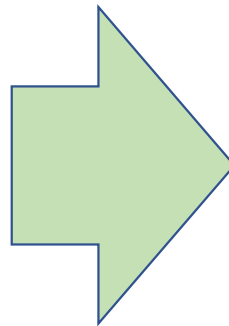

Now our goal is to REDISTRIBUTE them so each container has the same amount.





**LEARN** (35-min)

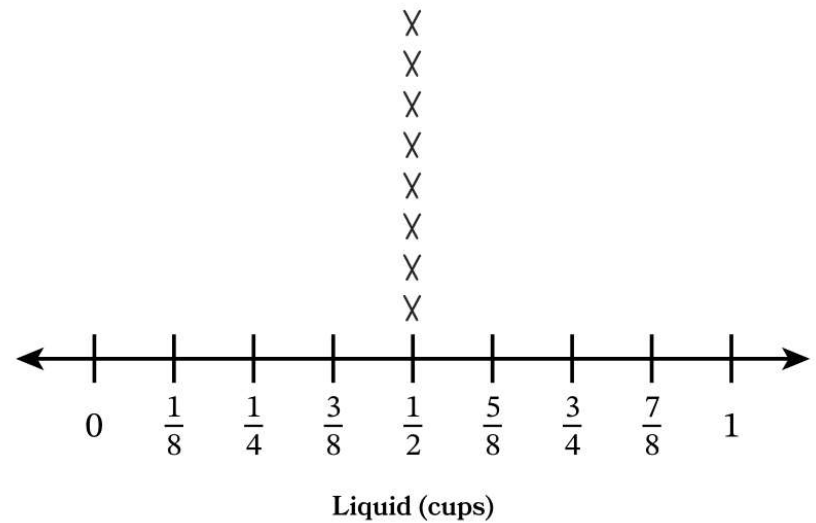
**Equally Redistribute Fraction Data**



What do you think a line plot with redistributed data will look like?

Draw it on your line plot.

Our goal was to REDISTRIBUTE the liquid. Based on the line part what does redistribute mean?



**LEARN** (35-min)

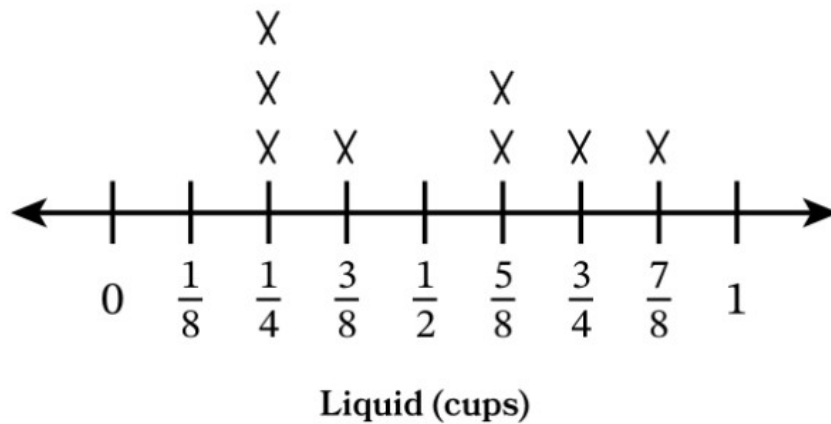
## Equally Redistribute Fraction Data

Liquid in Measuring Cups

Liquid in Measuring Cups

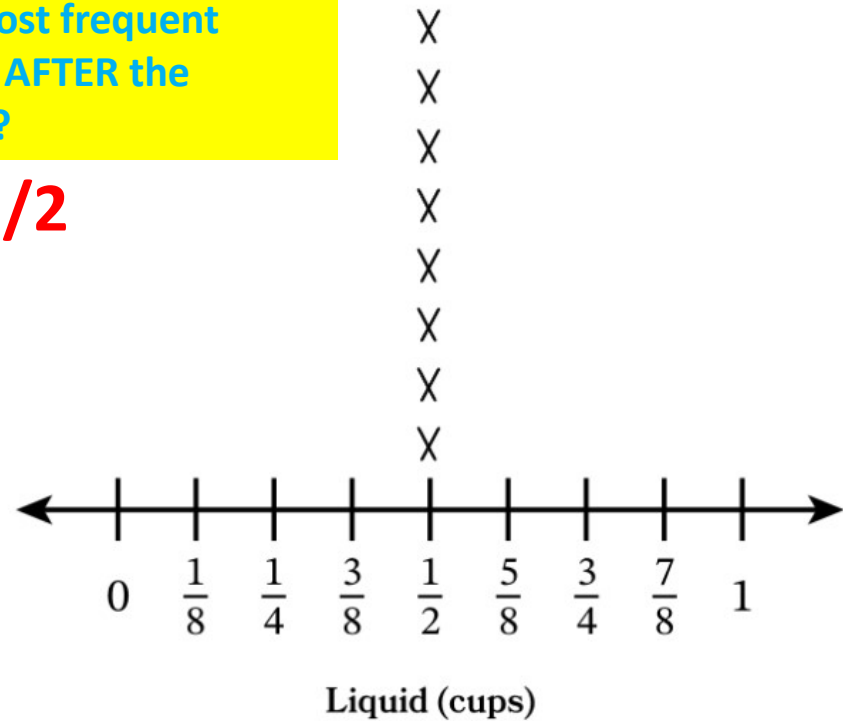
What was the most frequent measurement BEFORE the redistribution?

**1/4**



What is the most frequent measurement AFTER the redistribution?

**2/4 or 1/2**



**LEARN** (35-min)

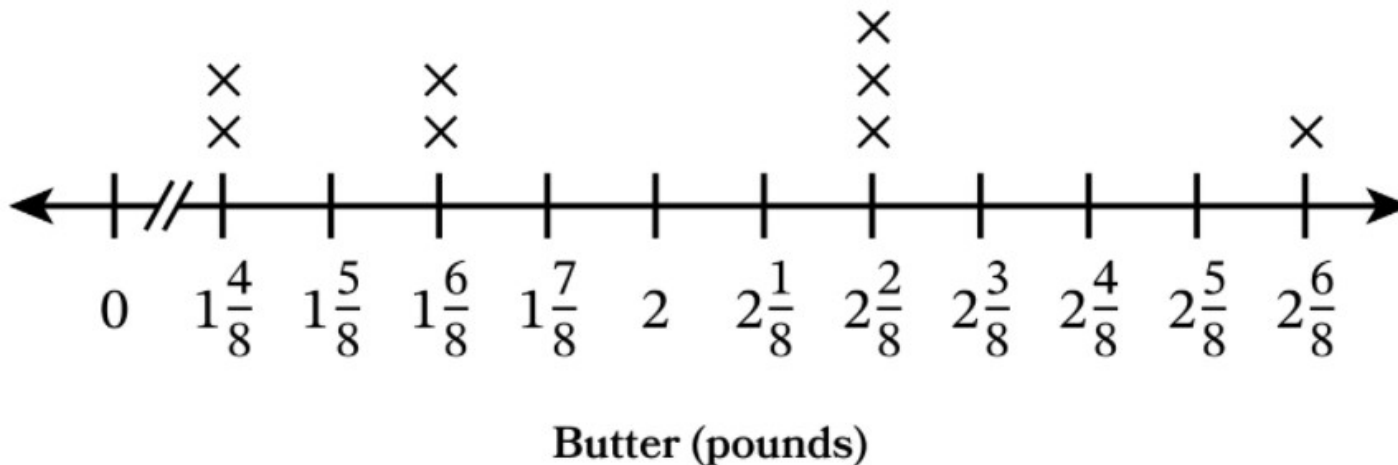
## Equally Redistribute Fraction Data

What do you notice about this line plot?

This line plot represents the number of pounds of butter in 8 different bowls.

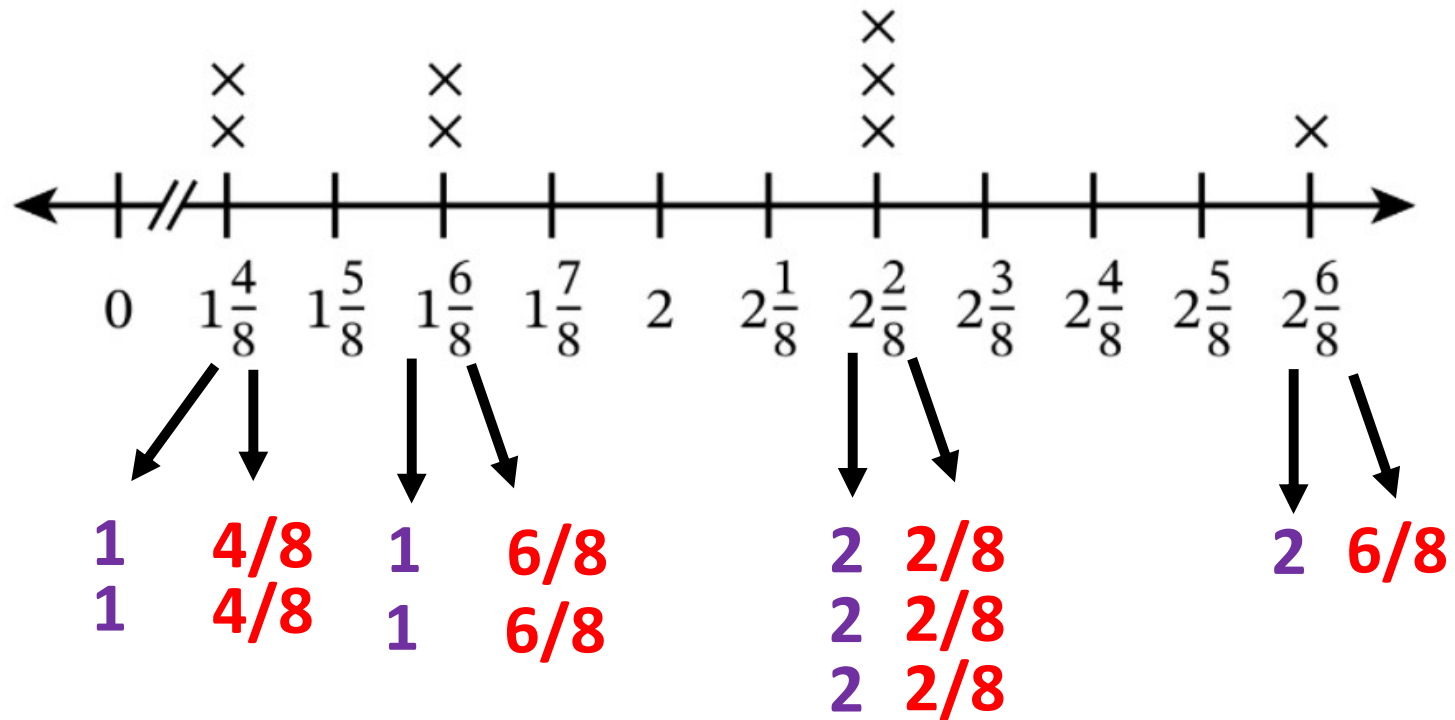
We need to redistribute the whole pounds of butter and fractions of butter this time.

### Butter in the Bakery



What if we represented one WHOLE pound of butter with one color (8 cubes) and the FRACTIONAL units with another color. For example, below shows  $2\frac{2}{8}$  pounds:





### Whole Numbers

$$1 + 1 + 1 + 1 + 2$$

$$+ 2 + 2 + 2 = 12$$

### Fractional Units

$$\frac{4}{8} + \frac{4}{8} + \frac{6}{8} + \frac{6}{8}$$

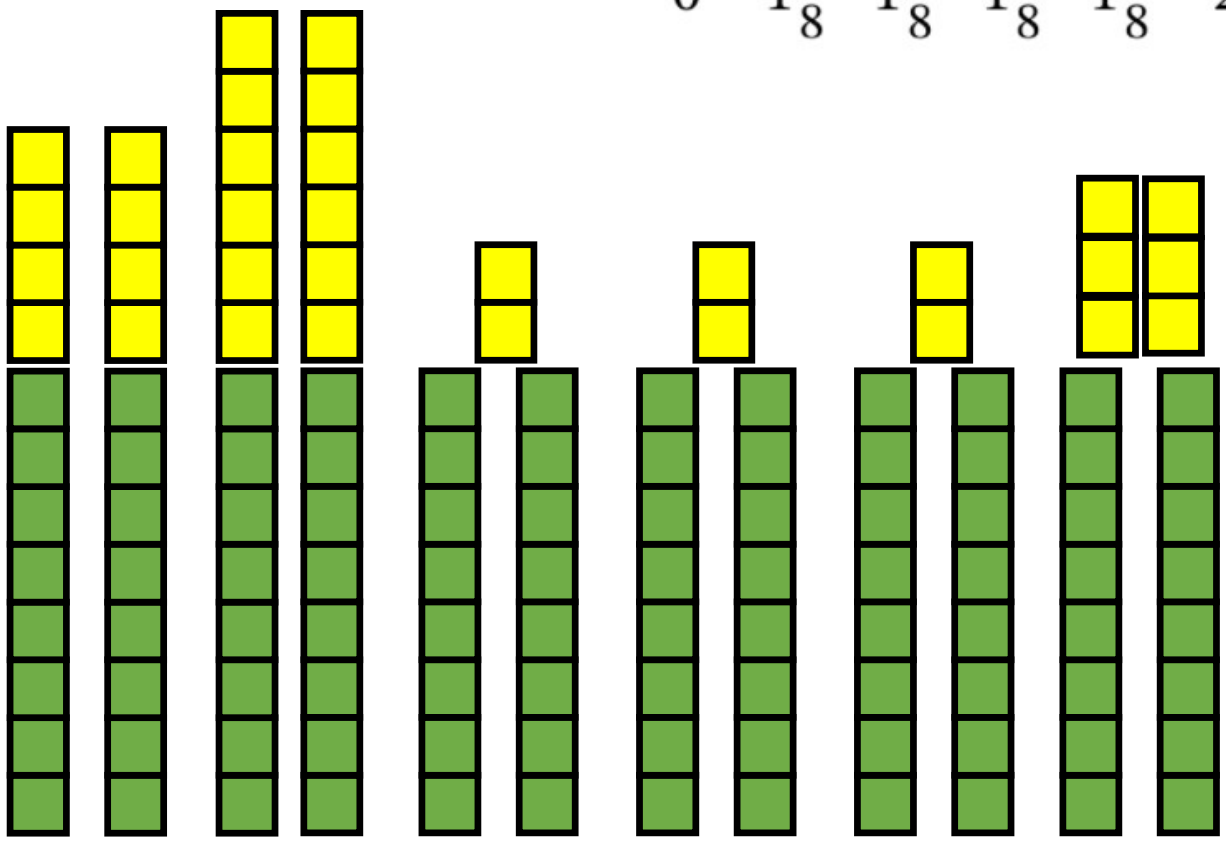
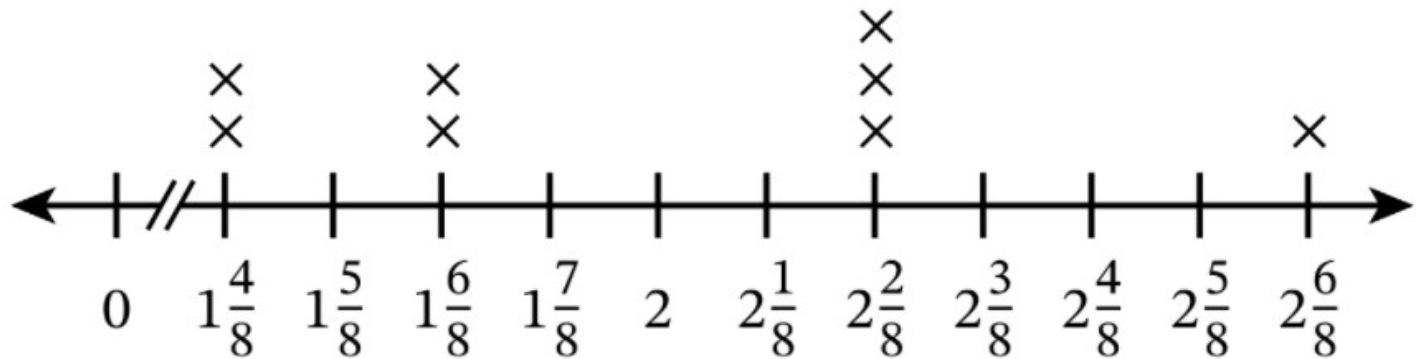
$$+ \frac{2}{8} + \frac{2}{8} + \frac{2}{8} +$$

$$\frac{6}{8} = \frac{32}{8} = 4$$

### Redistribution

$12 + 4 = 16$  total pounds of butter

$16 \div 8$  bowls = 2 pounds per bowl




$32/8$  or 4 pounds of butter

12 full pounds of butter  
 $12 + 4 = 16$  total pounds  
 $16 \div 8$  bowls = 2 pounds per bowl

**LAND** (10-min)

### Exit Ticket



Name \_\_\_\_\_

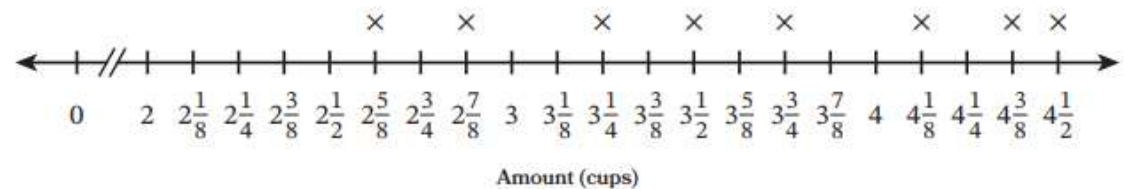
Date \_\_\_\_\_



**17**

The line plot shows the number of cups of sand in 8 different containers collected by a scientist.

Amount of Sand



Exit Ticket – PAGE 157

**Small Group Time:**

Problem Set Page 153 - 154

**Homework:**

Page 113 APPLY BOOK

The sand is redistributed equally among the 8 containers for a test. How many cups of sand are in each container after redistribution?