



Thistle-n-That

November 2015

Official Newsletter of the Scottish Terrier Club of Tampa Bay (Florida)
Regional Chapter of the Scottish Terrier Club of America (STCA) since 1987

STCTB Officers

President

[Laurie Slater](#)

Vice President

Donna Johnson

Treasurer

Leslie Condoleo

Recording and Corresponding Secretary

Lynne Whitney
4819 Garden Lane
Tampa, FL 33610
(813) 620-1915
lynnewhitney@aol.com

STCTB Directors

Jene Anderson
Anne Bower
Sonia Hollnagel
Pam Lowe

Committee Chairs

2015 Specialty

Sheila-Faith Barry

Annual Awards

Laurie Slater

Breeder Referral

Jene Anderson

Clan Representative- Bagpiper Correspondent

Linda Andresen

Event Coordinators

Pam Lowe
Sonia Hollnagel

Membership

Sonia Hollnagel

Newsletter Editors

Colleen Rafatti & Logan

Ways and Means

Elizabeth Driscoll

Webmistress

[Colleen Rafatti](#)

President's Message

Everyone's efforts made our Scottie Fun Day a triumph. All the members worked together to provide an enjoyable afternoon. In addition we had an endless array of homemade salads and desserts for the picnic. We welcomed Scottish Terrier Rescue of Florida members, plus several guests who traveled quite a distance to participate in our mini Barn Hunt and Lure Course challenges, and the popular Halloween costume festivities for the Scotties. (Pictures are posted on our Facebook page and our website.)

Our Specialty will be Friday, December 11th, at the Orange County Convention Center in Orlando. (More information follows in this newsletter.) Artist Monica Madore provided the artwork and theme for our show, "We're Cookin' Now ". We have ordered aprons and tote bags with this colorful logo, and you can place an order for these items on our website in the near future. This is a great way to support our club!

Many thanks to Linda Andresen who has agreed to be our club's Delegate and Regional Clan Reporter to the STCA. We very much appreciate Linda taking on this assignment.

Our club is getting stronger and we have several people applying for membership. We have a long way to go to rebuild the bank account but with membership renewals and donations to our club, we have made great strides in the right direction.

Next February the Nominating Committee will be discussing a potential slate of officers and directors for the 2016 - 2017 fiscal year. Please consider becoming a member of the Board, as some of our current members will need to step down because of other commitments. Board meetings are done via conference call now, and we accomplish a great deal in a fairly short amount of time. Job descriptions are available for these positions should you have an interest. Just let me know and I can send this to you.

With the help of our Board and all the STCTB members, we can make 2016 a tremendous success.

Laurie Slater
President

We Send a Big Scottie Welcome to These New STCTB Members!

Diane and George Ray (Leesburg, Florida)
Judy and Don Dertod (Lakeland, Florida)

We hope to see you at an event soon!

In loving memory...

We mourn the loss of long time club member Joe Whitney, who passed away October 26, 2015.

Joe was an energetic and generous man. We will remember Joe's enthusiasm and outgoing personality that he displayed each year at our Specialty dinner banquets and auctions. He will be greatly missed.

Our thoughts and prayers are with Lynne and their grandchildren, Michael and Matthew.



New Applicants for Membership

Janet Skinner (Palm Harbor, Florida) (Applying for single membership, sponsored by Leslie Condoleo)

- Has owned Scotties for 20 years. Janet and her rescue Scottie Abby actively show in agility and barn hunt and participate in a local therapy dog program.
- Member of the Dog Training Club of Tampa and a Vice President of the Scottish Terrier Rescue of Florida.

Dawn Dayringer (Tampa, Florida) (Applying for associate membership, sponsored by Leslie Condoleo))

- Currently shares her home with 5 Scotties (one of whom is a "mix"). She has owned Scotties for over 40 years.
- A Vice President of Scottish Terrier Rescue of Florida.

Becky Thornhill (Sarasota, Florida) (Applying for single membership, sponsored by Pam Lowe)

- Currently owns 5 Scotties and reports that she has raised approximately 65 Scotties during her lifetime. She does not breed or show Scotties at present.
- A past member of the Scottish Terrier Club of Greater Atlanta.

Al and Judy Makem (Silver Springs, Florida) (Al is applying for associate membership and Judy for single membership, both sponsored by Sheila-Faith Barry)

- Their home clan includes 9 Scotties and 1 pug. Their involvement with Scotties has spanned 40 years and includes showing and breeding Scottish Terriers.
- They are members of the Scottish Terrier Club of America and the Scottish Terrier Club of California.

Frank Long III (Silver Springs, Florida) (Applying for associate membership, sponsored by Sonia Hollnagel)

- Currently owns 4 Scotties, and has been showing and breeding Scotties for 12 years.
- A member of the Scottish Terrier Club of America, Scottish Terrier Club of California, and Scottish Terrier Club of Greater Louisville.



We had sooooo much fun!

Scottie Fall Fun Day

Saturday, October 31st, 2015
Hillsborough River State Park



Our long-awaited Fall Fun Day was a *huge success!*

The natural Florida setting and wonderful facilities at Hillsborough River State Park in Thonotosassa was the perfect backdrop

In attendance were:

- 27 people (STCTB and STROF members, guests and friends) who traveled from Destin in the panhandle of Florida to south to Naples!
- 35 dogs (31 Scotties, 2 sealyham terriers, 1 pug, 1 skeleton dog!)

Activities included:

- Pot luck and BBQ lunch.
- General membership meeting.
- Show committee meeting.
- Scottie boutique sales.
- Lure coursing fun runs.
- Introduction to "barn hunt".
- Scottie Halloween costume contest.
- Walks in the woods and exploring new territories.
- Fun, laughter and good fellowship with old and new friends!

Special thanks to those who organized the Fun Day:

- Laurie and Dennis Slater (planning, equipment, prizes, and so much more!)
- Jene Anderson (barn hunt and coursing setup)
- Sonia Holnagel (publicity, barn hunt and coursing setup, pot luck)
- Colleen and Chuck Rafatti (BBQ, photography, publicity)
- Donna Johnson and Jane Bruner (boutique sales)
- Shelley Howard- JRTCA, SSJRTC (loan of lure coursing machine)
- Tampa Bay Terrier Club (loan of fencing)



Visit our website to
see more photos!
www.stctb.biz

We had sooooo much fun!

Scottie Fall Fun Day

Saturday, October 31st, 2015
Hillsborough River State Park

Thistle-n-That





**Scottish Terrier Club of Tampa Bay
General Meeting
October 31, 2015**

STCTB President, Laurie Slater, called the meeting to order at 2:00 p.m. The meeting was held at the Hillsborough River State Park. Attendance was taken.

Treasurer's Report:

Update on the club's account.

In addition, Laurie reported that the IRS application would be received within the next ten days and copies of this will be sent to the Board for review. The application will then be submitted to the IRS with the application fee of \$400. The Board approved the fee in September 2015.

Specialty Report:

Everything is proceeding on schedule.

Sheila-Faith advised us that aprons and totes with the Specialty logo have been purchased, and she should be receiving them in the next few weeks.

A notice will be put on the website when these are available to purchase. The current plan is to have the buyers pick up their order at the Specialty. Following the Specialty the remaining aprons and totes will be turned over to Ways and Means to handle the sales and shipping. PayPal will be available to purchase the items on our website.

Breed Booth:

Leslie Condoleo is overseeing the Breed Booth for the Eukanuba Dog Show. Everything is on schedule.

Upcoming Events:

We are planning a Spring Fling – Scotties invited – in the early part of 2016. The dog show schedule will need to be checked to avoid conflicts.

Pauline Mitchell has invited us to participate in the Dog Breed portion of the Sarasota Highland Games & Festival. Saturday, January 30, 2016.

Jim and Kathi Overby have invited us to participate in the Jacksonville Highland Games & Festival. Saturday, February 27, 2016.

Laurie opened the meeting for general discussion. No new items at this time.


Meeting was adjourned at 2:15 p.m.

Laurie Slater for Lynne Whitney, Secretary

Watch for future announcements about an upcoming "Spring Fling" club event planned for early 2016! It will include an "Easter egg hunt" and an Easter bonnet/Easter bow tie contest (for the Scotties), and lots more fun.

Support Your STCTB Specialty Show and Sweepstakes!

Friday, December 11, 2015



HOW?

Donate!

Volunteer!

Exhibit!

Purchase merchandise!

Specialty Show Information for Exhibitors and Spectators

Show Location: Orange County Convention Center N/S Building (Orlando, Florida)
Superintendent: MB-F (Linda Andresen, Event Secretary)
Scottish Terrier Judge: Mrs. Marith K. Kipp
Scottish Terrier Sweepstakes Judge: Marianne Melucci

For premium list visit **Infodog.com** (<http://ch.infodog.com/prm/5317/prm5317.pdf>)
(Entry deadline is November 18, 2015 at noon!)

Approximately 2 weeks prior to the show you can review the judging schedule at **Infodog.com**
<http://www.infodog.com/show/judgingprograms.htm?p=Y>

Donate to the Show Fund or Trophy Fund

Use the convenient PayPal links on the STCTB website or contact
Leslie Condoleo to use other methods of payment. Call Leslie at (407) 230-8413.

Volunteer to Help with the STCTB Specialty Show or Sweepstakes

Contact Sheila-Faith Barry by email at camdynscotties@yahoo.com or call her at (352) 497-5476.

Volunteer to Help with the Scottish Terrier "Meet the Breed" Booth at the AKC/Eukanuba Dog Show on December 12th and 13th

Contact Leslie Condoleo by email at lcondoleo@embarqmail.com or call her at (407) 230-8413.
Several volunteers are needed for 3-hour shifts on *both* days (10am – 1pm and 1pm-4pm).

Purchase Show-Themed STCTB Merchandise

Aprons and tote bags printed with the colorful specialty show logo pictured above
will be for sale at the show or by contacting Sheila-Faith Barry by email at camdynscotties@yahoo.com
White aprons are soil-release with pockets, priced at \$20.00 each. Tote bags are natural cotton,
priced at \$10.00 each. Watch for photos coming soon on the STCTB website,
where you will also be able to pay for your order using a credit card!

**Never been to a dog show? Find out what it's all about.
Attend one (or both) of these exciting shows!**

STCTB Scottish Terrier Specialty

December 11, 2015 (Friday)

Orange County Convention Center

Download the judging schedule at InfoDog.com (2 weeks prior to show date)

<http://www.infodog.com/show/judgingprograms.htm?p=Y>

Only Scottish Terriers will be judged at this specialty show!



December 12 – 13, 2015 (Saturday and Sunday)

Orange County Convention Center

Download the judging schedule at InfoDog.com (available 2 weeks prior to show date)

<http://www.infodog.com/show/judgingprograms.htm?p=Y>

Dogs of *all breeds* will be judged and exhibited at the national championship dog show.

Terriers (including the Scotties!) will be judged on Sunday *only*.


Many dog-related events and activities are included:

- Conformation breed judging (all breeds, exhibited both days)
- Obedience and agility competitions
- AKC “Meet the Breeds” displays (STCTB will be presenting Scotties)
- NADD/AKC “Diving Dogs” demonstrations
- Kiddie Fun Zone
- Dozens of vendors will be selling dog-themed merchandise

Tickets are \$10 per person/day (for daytime events only) and can be purchased at the door or online.

<https://secure.interactiveticketing.com/1.6/2fe8ce/#/select>

(To be guaranteed entry purchase of tickets in advance online is recommended).



A brief explanation of how a dog becomes an AKC champion is provided in this newsletter on page 12 (Countdown to a Championship).

Visit the AKC Events web site to learn about the many types of dog competitions, shows and field trials sponsored by the American Kennel Club. An overview of conformation dog shows is available on this site, as well as Frequently Asked Questions!

[AKC Events
\(http://www.akc.org/events/\)](http://www.akc.org/events/)

At a conformation dog show you will notice the judge placing each dog on a table and carefully examining it from nose to tip of tail, then having it trot around the ring to watch it moving from the front, back and side! The judge is trying to determine how closely (in his/her opinion) each Scottie meets the breed standard. Here is an interesting explanation, from a judge's point of view, of her thought process when judging!

What is the Judge Looking for When Evaluating the Scotties at a Dog Show?

Judging Scotties –

by Evelyn D. Kirk

January 1988 AKC Gazette – reprinted with permission

The following is an excerpt from the column written by Miriam Stamm in the June Gazette, 1964. Mary Darroch had come over from England to judge, and these are her words. I suggest they be used as a club program and be read aloud as someone goes over a dog or several people examine several dogs. You might be surprised at what you find here.

“The first thing I examine, of course, is the head. I look for a well-balanced, quality head, and I feel the bones at the side of the head away from the eye to the ear. I want those bones to be flat – no curves in them, if possible. I want my hands to go straight up the dog's ears, which should be small and placed well on the head so that, when viewed from the front, they don't look like jug handles. Therefore, when you run your hands up the side of the cheek bones, you should be able to go straight up without having to take an outward sweep around the ear. I want the eyes well apart, small, dark and almond-shaped. I always put my thumb between the dog's eyes to see if he has a slight stop. Then I put my hand just underneath the eye and around the muzzle to see if it is well-filled-up under the eye. One *can* get this well filled muzzle without getting a coarse head. I want a good, wide mouth, with strong, square jaw.”

“In checking the front end of the dog, I run my hands down the neck, which should flow gradually and smoothly into the shoulders. Shoulder placement should be well back away from the front of the chest. Elbows should be tucked away so that when I put my hands down from the shoulder to pick up the leg, I should not feel the elbow sticking out. I then examine the feet, which should be thick and well-rounded. Next, I put a hand between the two front legs to feel if the chest bone is forward *in front of the leg*, instead of recessed.”

“Then we come to the ribs, which for me, should be round and deep, and flow well back toward the loins. A Scottish Terrier should not be short-ribbed! I want to be able to put my fist under the dog's chest and feel between the end of the rib cage and the upper thigh, and I want no more than two inches here.

“Going to the hindquarters, I look for a double thigh, which should be very muscular. I consider a muscular double thigh essential, for it gives the correct hindquarters with proper, well-bent stifle. I then pick up the back feet to see that these are round and thick, and I examine the hock, which must be no more than two to three inches in length.”

“When I lift the dog's coat up to feel texture, I want to be able to raise the top coat and still see no skin, the dog having a dense undercoat with a very hard, tight topcoat. I don't want coat too long or too soft or with too many furnishings, which tend to make even a good-fronted dog look bad when he is moving.”

“In moving my dogs, when they are coming toward me, I want to see two front feet and a powerful chest, but *don't* want to see the two back legs at the same time, which one sometimes does. When the dog is moving away from me, I am seeing his whole back foot come up. Again, when he is moving away, I want to see only his back legs. If he is built right, with flowing shoulder and good, strong muscular hindquarter, he will be a perfect mover, his hind feet going into the very spots that his front feet have come out of.”

“In standing one's dog up to take a side view for shortness of back, level topline, etc., for perfect balance, one should see as much *behind* the root of the tail as one should see in *front* of the chest.”

Come Join the Fun- Learn About Upcoming Events and Activities

We suggest that you periodically check these web pages for items of interest to Scottie owners:

- Scottish Terrier Club of Tampa Bay- [Events and Activities](http://www.stctb.biz/events-and-activities.html) page (<http://www.stctb.biz/events-and-activities.html>)
- Scottish Terrier Rescue of Florida- [News and Events](http://www.scottierescueflorida.org/news-and-events.html) page (<http://www.scottierescueflorida.org/news-and-events.html>)
- Scottish Terrier Rescue of Florida- [Fundraisers](http://www.scottierescueflorida.org/fundraisers.html) page (<http://www.scottierescueflorida.org/fundraisers.html>)
- Tampa Bay Terrier Club (earthdog and more)- [Home](http://www.tampabayterrierclub.com/) page (<http://www.tampabayterrierclub.com/>)
- Florida Barn Hunt Community (barn hunt activities)- [Facebook](https://www.facebook.com/groups/floridabarnhunt/) (<https://www.facebook.com/groups/floridabarnhunt/>)
- Sunshine State Coursing Club of Central Florida (lure coursing) – [AKC information page](https://www.apps.akc.org/apps/club_search/index_master.cfm?action=refresh_index&active_tab_row_A=1&active_tab_col_A=1&fixed_tab=1&club_id=6292)
(https://www.apps.akc.org/apps/club_search/index_master.cfm?action=refresh_index&active_tab_row_A=1&active_tab_col_A=1&fixed_tab=1&club_id=6292)

What Could be More Fun Than Scottie Puppies?

New Litter Announcements

Jene Anderson (Brookstone Scotties) introduces...

4 pups whelped 10-21-15 (2 black girls, 1 wheaten boy, 1 wheaten girl)

Sire- CH Sabo Glen Lochraven She's Got Me Under Her Spell (Sampson)
Dam- GCH Brookstones All Eyes on Me (Ivey)



Ray Sodano reports...

GCH Woburn Locksley William The Conqueror CAX
sired a litter of three puppies whelped on July 4, 2015.

William is co-owned by Ray Sodano and Debra & Steve Russell.

The dam is Lockley Dark Victory,
owned by Robin & Jim Geppert and Michael Vollmer.

*"Maggie", the little lady pictured here, will become a Floridian
when she joins Robin Vollmer in Ocala.*



Scottie **STARS**

(...Successes, Triumphs, Accolades, Records, Sensations...)

New Grand Champion!

GCH Brookstones All Eyes on Me ("Ivey")

September 19, 2015
 West Volusia Kennel Club show (Deland, FL)
 Best of Breed/Best of Breed Owner Handled
 (3 GCH points)
 Whelped: 10-8-11
 Sire: GCH Jacglen's Blackburn Roc at Fairway
 Dam: CH Dufftown Cover Girl
 Breeder/owner: Jene Anderson



*Ivey also became a new Mommy on 10-21-15!
 (See her litter announcement on page 9.)*

PJ Scotts Celebrate *Three* New Champions!

*Judy and Phil DiGirolamo proudly announce
 completion of championships by these
 Three litter mates!*

CH PJScot Sweet Moments (bitch)

Breeders/owners: Judy & Phil DiGirolamo

CH PJScot Moment for a Dry Martini (bitch)

Breeders/owners: Judy & Phil DiGirolamo

Both girls finished at 10 months.

CH PJScot Wild Moment (dog)

Owners: Carol & Doug Mancino, Los Angeles, CA
 Breeders: Judy & Phil DiGirolamo

Brother Mick finished at 12 months.

Litter Sire: CH PJScot Thistlepark Blue Suede
 Moment

Litter Dam: CH Highland Outlaw at PJScot Thistlepark

First Point!

Dufftown's Ardoch Grynfindor Seeker ("Darby")

Darby earned the first point toward her championship
 going Winners Bitch at the West Volusia Kennel Club
 show in September 19, 2015.

Owners: Sally Malena and Sonia Hollnagel
 Breeder: Sonia Hollnagel

Good luck Darby!



More Scottie STARS

(...Successes, Triumphs, Accolades, Records, Sensations...)

Update! AKC National Owner-Handled Series Standings

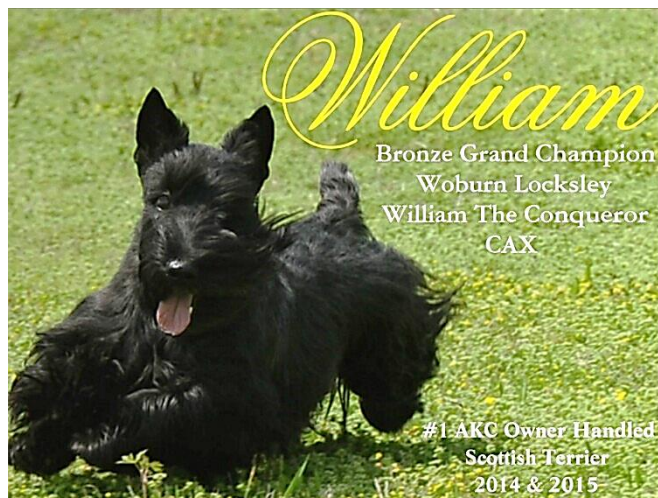
(showing events processed through 10-7-15)

Rank- No. 1

Dog Name	GCH CH Woburn Locksley William The Conqueror CAX
Owner Name	Raymond J Sodano III/Debra Russell/ Steve Russell
Sex	Dog
OHS Points	410

Rank- No.3

Dog Name	GCH CH Woburn Power By Design CA
Owner Name	Raymond J Sodano III/Debra Russell/ Steve Russell
Sex	Bitch
OHS Points	185



Coming Soon- Earthdog Training Classes

Does your Scottie have the urge to “go to ground”?
Do you want to learn more about earthdog trials?

Tampa Bay Terrier Club is offering low-cost training workshops in Clearwater.

For more information contact Conni Adams:
(813) 716-5484 (after 5pm)
TerriLaneTerriers@verizon.net

The event flyer can be downloaded from the [STCTB website](http://www.stctb.biz/events-and-activities.html).
(<http://www.stctb.biz/events-and-activities.html>)

TAMPA BAY TERRIER CLUB EARTHDOG TRAINING CLASSES



SUNDAY, NOVEMBER 22nd

Countdown to a Championship

In our newsletters we've been following the story of Logan's little Scottie cousin as pursues his goal of becoming an AKC champion Scottish Terrier. He began his dog show experience in May 2015. Over the summer he mostly relaxed at home, maturing and practicing his show dog manners. He did have an exciting weekend when he traveled all the way to Louisville, Kentucky to strut his stuff at the Scottish Terrier Club of Greater Louisville Specialty Show and Sweepstakes. Competition was fierce and, although he showed well, Logan's cousin did not earn any points toward his championship. (He placed 4th in his Puppy Sweepstakes class, and 2nd in the regular Puppy Dog 9-12 months class.) Come and see him compete next at our STCTB Specialty Show on December 11th in Orlando! Logan will continue to update his cousin's "countdown chart" as his show career continues!



Logan's cousin is competing in AKC "conformation" dog shows. At each show his body build, coat, movement, and temperament will be compared to the official breed standard for Scottish Terriers approved by the Scottish Terrier Club of America (STCA). The judge at each dog show will consider how closely he meets the vision of the "ideal" Scottish Terrier described in that standard, from that judge's point of view. The Scotties that most closely meet the standard at each dog show win ribbons, trophies and other awards, bragging rights, - and, most importantly, points toward their championship.

You can [review the breed standard](#) on the STCA website (www.stca.biz).

Logan's cousin must do each of these to earn his AKC championship and the right to to put a **CH** in front of his name...

Completed	Championship Requirements Met <i>(Through 11-1-15)</i>	
<input checked="" type="checkbox"/>	Be registered with the AKC (American Kennel Club).	
<input checked="" type="checkbox"/>	Be at least 6 months old at the time of first dog show.	
<input checked="" type="checkbox"/>	NOT be blind, deaf, castrated/spayed, or changed in appearance by artificial means except as allowed by breed standard, males- must have two testicles in scrotum.	
<input checked="" type="checkbox"/>	Have NO disqualifications identified in the breed standard.	
<input type="checkbox"/>	Earn a total of 15 championship points, including at least 2 majors (3-5 points each) under two different judges, and at least 1 point under a judge other than those who awarded the majors.	
	Major win #1	
	Major win #2	
	1 point (Greater Daytona Dog Fanciers Club, 5-16-15). (1 st Puppy Dog 6-9, Winners Dog)	1
	1 point (Greater Daytona Dog Fanciers Club, 5-17-15). (1 st Puppy Dog 6-9, Winners Dog, Best of Opposite Sex)	1
	Other points...	
	Cummulative Point Earned to Date	2
<input type="checkbox"/>	Be officially recorded by the AKC and registered in the Stud Book.	
<input type="checkbox"/>	Championship certificate received.	

Best of luck, Logan's cousin, in your upcoming dog shows!



'There is a bridge connecting Heaven and Earth. It is called the Rainbow Bridge because of its many colors.

Just this side of the Rainbow Bridge there is a land of meadows, hills and valleys with lush green grass.

When a beloved pet dies, the pet goes to this place. There is always food and water and warm spring weather. All the animals who have been ill and old are restored to health and vigor; those who were hurt or maimed are made whole and strong again, just as we remember them in our dreams of days and times gone by.

The animals are happy and content, except for one small thing; they each miss someone very special to them, who had to be left behind. They all run and play together, but the day comes when one suddenly stops and looks into the distance. Her bright eyes are intent; her eager body begins to quiver. Suddenly she begins to run from the group, flying over the green grass, her legs carrying her faster and faster. You have been spotted, and when you and your special friend finally meet, you cling together in joyous reunion. The happy kisses rain upon your face; your hands again caress the beloved head, and you look once more into the trusting eyes of your pet, so long gone from your life but never absent from your heart.

Then you cross the Rainbow Bridge together, never again to be separated.'

Author Unknown



"MacTavish"

Went to the Rainbow Bridge

November 2, 2015

(May 9, 1991 – November 2, 2015)

Beloved friend of Ken and Luella Wilson
of Dade City, Florida.

"He brought us joy."

Dear Friends,

MacTavish, who we took 13 years ago, went over the Rainbow Bridge Monday night as we consoled him... He was wonderful with us and we loved him dearly. Thank you all for all the help you gave over those 13 years.

As ever, **Luella & Ken Wilson**

11-3-15

In Remembrance of Special Friends- Always in Our Hearts



"Haggis"

Went to the Rainbow Bridge

September 26, 2011.

(Age 14 + years)

Greatly loved and still missed
by Jane Bruner.

Introducing... our new Florida rescue!



The STROF Team

Debbie Kleer- President

Dawn Dayringer-
Vice President

Janet Skinner-
Vice President

Celia McKibben-
Secretary

Margaret Joffe-
Treasurer

To be Determined- Area
Coordinators

Colleen Rafatti-
Webmistress

...and innumerable volunteers
from around the state of
Florida- and beyond!

President's Update

Debbie Kleer
September 4, 2015

Many of you are already aware that Florida has now separated from Scottish Terrier Rescue of the Southeast (STRSE) and that we are forming our own Florida-based rescue.

We are excited to provide an update about our progress. We are well on our way to having a new Scottie rescue in Florida which will simply be called Scottish Terrier Rescue of Florida (STROF).

Our new motto is **"Saving Scotties in the Sunshine State"** which ties in beautifully with our new logo. Many thanks to one of our resident artists, Muffy Clark Gill, who designed the logo and to Colleen Rafatti, who is designing our website!

We have selected officers and they are now diligently leading the team in Florida. We plan to soon add several area coordinators to our team. The state of Florida will be divided into six smaller sections or areas, with an area coordinator serving each. Florida is so large, which has always provided a challenge for rescue.

This structure should allow for better coverage with, hopefully, a lot less stress. Opportunities still exist for those who might be interested in coordinating an area or volunteering in any other capacity.

We have filed all of the paperwork required for our new organization including registering the name, registering as a charitable organization to solicit donations, and applying for our 501(c)3 nonprofit status. *(Editor's note: 501(c)(3) status was achieved on 9-11-15.)*

We are excited about what has been accomplished so far and look forward to our future saving our Florida Scotties.

Sincerely, Your Florida Rescue Team.

Learn more about STROF at
www.scottierescueflorida.org

Scottish Terrier Rescue of Florida (STROF) is an independent non-profit all-volunteer charitable organization dedicated to the rescue and placement of homeless and displaced Scottish Terriers in Florida.

- Scottish Terrier Rescue of Florida has been designated by the IRS as a 501(c)(3) tax exempt organization (# 47-4925001).
- Scottish Terrier Rescue of Florida is compliant with registration (#CH45495) in the State of Florida under the Solicitation of Contributions Act.

STROF Successes to Date...

Since its formation in late summer of 2015 Scottish Terrier Rescue of Florida has been extremely busy!

- A new website and Facebook page were created.
- Successful fundraisers have been conducted- and more are planned.
- Board members and an extensive network of volunteers have been identified.
- Five rescue Scottie in need of a forever home have been taken in; four of them have already been placed and the fifth is currently being prepared for a new home. Congratulations to these lucky Scotties rescued by STROF! Read their [success stories](#) (and those of other Florida Scotties) on the [STROF website](#).



September 27, 2015

Scottish Terrier Club of Tampa Bay Inc.
101 Shipley Court
Longwood, FL 32779-4556

STCTB supports rescue!

Dear Members of the Scottish Terrier Club of Tampa Bay Inc.,

Thank you for making a difference for the Scottish Terriers of Florida with your extremely generous gift of \$700.00, received September 26, 2015.

Your contribution helps ensure that Florida's homeless and displaced Scottish Terriers will find rescue, foster and forever homes, as well as advance the cause of the Scottish Terrier breed by promoting educational opportunities for new owners and their Scotties. You may find out more about Scottish Terrier Rescue of Florida by visiting our website, <http://www.scottierescueflorida.org>.

Scottish Terrier Rescue of Florida is designated as a public charity under the IRS code (IRC) 501(c)(3). We certify that you neither received goods nor services for your contribution. Please retain this letter as your tax-deductible receipt.

On behalf of all the Scotties you have helped, please accept our sincere, heart-felt thank you.

Margaret Joffe
Treasurer, STROF

Haggis, a Story of Rescue and Love

Contributed by Jane Bruner

I was devastated when my first Scottie, Colleen, went to the Rainbow Bridge. I still had Claire but I really wanted to share my home with a *pair* of Scotties. I considered several that became available for adoption but they were all older than I really wanted. That changed, though, when I got a call from Jerry Leonard. He knew of a Scottie whose owner had died and who was later found abandoned in a high school parking lot. Thankfully someone took the Scottie boy to the office of a local vet, where he was currently living. This touched me and I decided I *had* to have him! Off to Venice I went to get Haggis. What a character he turned out to be! At nearly age 10 he was in pretty good shape except for his mouth. He had *really* bad breath and needed dental surgeries. After those he was like a puppy! He was a pistol! He didn't usually like toys but some reason he really took to a 6 inch stuffed blue ball. When he dropped it in front of me I was expected to throw it *immediately*. He could play with it for hours. If I was loading the dishwasher he would drop it on the open door, signaling that it was time to play. No one ever said *no* to Haggis when he wanted to play. When a friend of mine remodeled my bathroom, he had to stop and play with Haggis multiple times when Haggis dropped the blue ball in front of him.



Haggis, Claire and I had 5 great years together. Unfortunately, Haggis got cancer- but he didn't let that slow him down. I had promised him he would not die an emaciated cancer victim. One Saturday when we went to Dairy Queen he didn't eat his "pup cup"- and I knew it was time. That Monday on the way to vet office he got to stick his head out the window to feel the breeze on his face one last time. Haggis went off to the Rainbow Bridge that day. He lived to almost age 15. I was overwhelmingly sad but very grateful for our time together. My vet, Greg Masters had an artist paint this picture of Haggis on the wall in his office.

*Haggis is resting now in a simple wooden box on a wool scarf from Scotland with his blue ball friend.
We will meet again at the Rainbow Bridge, and a small part of me cannot wait!*

Thank Heaven I was Rescued!

MacTavish Tells His Story... Contributed by Luella Wilson

I'm MacTavish but everyone called me Mac. My life started out pretty good on May 9, 2001. I had the best parents one could hope for! They were older so I didn't get to go out much- but they *loved* me. Sadly, after a while they could no longer care for me. Some other people took me but they *weren't* so nice. They had a boy who constantly bothered me. I let him know that I was boss (you know, the *alpha* dog). They didn't like that and, the next thing I knew, I was sent away. Paul Turner from STCTB rescue came for me and promised to find me a good home. People came to meet me off and on but I wasn't very excited about them. I'm sure Paul thought he was *never* going to find me a forever home- until the day an older couple requested to see *me*. They reminded me of the people I loved when I was a pup. I immediately liked Luella and went right over to her. Before long... wow... I was off- sitting on her lap as my new Dad Ken drove us home! I was on top of the world! I liked their nice motor home, but they also had a *parrot*. I wasn't too fond of him, but we had an arrangement- he didn't bother me, and I didn't bother him. We took lots of trips together and I got plenty of special attention.

One day I got a little too excited and I bit my mom-several times. I was as upset as Mom and Dad were! People said I was "*vicious*" and should be sent away to a place for bad dogs. Some called me an

"Aberdeen throw-back" (I never did figure out what that meant). But, when Mom learned unsettling things about the bad dog place I was given a reprieve! STCTB friends helped my parents learn how to train me to behave properly and gave us lots of advice. I tried my best and it all worked out. We even went to a Scottie Fun Day. I dressed as a jail convict with a muzzle on for the costume contest. (I can't imagine *why* they chose *that* outfit!) I got a prize and a Good Citizen Award.



We lived together for 13 years and I must say, at the end, they really showed their love for me. I loved *them* as much as they loved *me*. My Mom comforted me until I went to that Rainbow Bridge on November 2, 2015- All Souls Day. Dad was very upset and misses taking me for long runs with the golf cart. Now I run and play with all the other dogs. I don't even have a collar or leash here, just lots of my friends to play with all the time. And I look forward to that day when I will see Mom and Dad again!

MacTavish

Logan's Column...

My Scottie Adventures: Travelin' Man!

This month Mom insisted that I share *this* particular adventure with you. You will see why, very soon! One lovely sunny Sunday afternoon Mom was in the house cooking and Dad was doing yardwork. After he finished Dad let us (my sis Bristol and me) out into the yard to play. He assured Mom he *had* closed all the gates and doors- annoyingly she *always* asks! (When she does he says "don't worry, they *wouldn't* go anywhere even if a door was left open".) About half an hour later Mom got suspicious. She hadn't seen us in the yard or heard us barking even *once*. We are *never* quiet for *that* long! She checked all over the house - we were *not* there! She looked in the lanai, the yard, and the garage. We were not there *either*! She asked Dad where we were. He *also* couldn't find us!

Hmmm...where *were* we? On an adventure, *all by ourselves*! You see, Dad accidentally left the garage doors open. Down the driveway we went, looking all around. We are *never* allowed out in the front yard without Mom or Dad and then *only* on a leash. This was great fun! We could go anywhere, with no leash or parents to stop us! At the end of the driveway we turned left. Waaaaay down the road was a big curve. We couldn't see around it and were curious... so we kept walking *that* direction. We stopped and sniffed everywhere, marked our new territory liberally, chased lizards, looked at the flowers, and kept on walkin'. At one house some big dogs that were inside barked at us. We just stood in the yard and looked at them- which made them bark even more. That was *fun*! We hunted for cats, rabbits, and those really big brown dogs Mom calls deer that we see out our front window. They were all hiding. Darn! It was a *very* hot day and our coats were long (Mom was waiting until the next week to clip us so we would look spiffy for Scottie Fun Day). Soon we both were *very* thirsty and tired- especially Bristol (she's a little out of shape). A stranger lady tried to coax us to come to her. But, we had heard about "stranger danger" and were having none of that! It was great fun exploring at first but, eventually we didn't know where we were. We were ready to go home and get a nice drink and a treat and to lie on the cool tile floor- but where was home? Uh oh, maybe this wasn't such a wonderful idea after all, I thought! Now what? Puzzled, we just kept on walkin'!



After what seemed like a really long time I thought I heard Mom calling us. Where was *she*? I couldn't see her but she was calling our names really loud!!! We stepped out into the road to get a better view- and *there* she was... waaaaay down there. She was so far away she kind of looked like an ant wearing clothes. She spotted us too and started running right down the middle of the road to us. Mom finally got a little closer and coaxed us out of the road, then she sat down on the ground and kept calling. She sounded sooooo happy to see me. She kept saying what a *good* pup I was in a (sort of) happy voice. (It was kind of hard to tell because she was wheezing real loud from running. You see, Mom is *also* a little out of shape- but you didn't hear that from *me*!) Well, let me tell you, I was *very* happy to see her but I wanted to play just a little bit hard to get so I took quite a while sauntering over to her. When I got there she hugged me tight and called Dad (who was not too far behind in his golf cart) to come! Bristol had been with me but just then that stranger lady I told you about



walked up and scared her. She headed off in the wild scrub. Mom send Dad after Bristol and drove me home then went back to help Dad find my sis. Dad got his legs cut up on the palmettos, but Mom finally saw Bristol caught behind a big palmetto bush. Bristol wiggled through a huge patch of sand burrs on her way to Mom and soon both of them had burrs *all* over. (Ouch! Those are like balls of needles!) Back home Mom gave us both a big drink of water and some crushed ice cubes to chomp on because we were panting so hard. Bristol *kept* panting really hard and Mom said she was worried about something called "heat stroke". She scooped her up and sat down in the swimming pool with her.



Mom *did* look funny sitting in the pool with all her clothes on! She didn't even take time to put her swim suit on! After Bristol was comfortable she took *me* into the pool, too, to cool down.

See, everything turned our *just fine* from our adventure after all. We got back home without even missing a meal! Mom and Dad were *very* happy to see us. No problemo! Or was there? Later I heard them talking. Mom was almost crying. She said she had been so afraid when she couldn't find us and didn't know where to even start looking. We weren't wearing collars or ID, so no one would know where we lived unless they scanned our microchips. (I'm wasn't sure what that meant

but it sounded a little freaky!) We were out in the middle of the road where the cars whiz by *very* fast. When Mom finally saw us she said she had been terrified that we would get hit by a car before she could reach us. She was going to *fix* this problem she told Dad. Uh oh!!! What was she going to do??? Well, a couple days later we found out when two new ugly dog collars arrived in the mail. They have a stripe on them that you can see in the dark, and our names and Mom's phone number are embroidered into them. Here's the "bottom line"... because of my adventure I now have to wear the *dog collar all the time!* Before Mom didn't make us wear a collar in the house or back yard. This time, despite our pouting and Dad's objections that collars would be uncomfortable, the collars have stayed *on 24-7!!!* Although I hate the collar, truth be told, I was pretty scared too when I figured out we were lost. Collars might get us home sooner if we ever go on a walking adventure again. (But, I'm pretty sure we won't... this one *wasn't* as much fun as I had expected!)

Now I'll let Mom take over. She wants to add some information to help other Scottie owners who might be in the same situation someday. *-Logan-*

Editor's Note:
Calling all Scotties!
Let me know about
your exploits, and I
might publish your
story!

Logan

My Scottie Adventures *(Continued)*...

Logan's Mom Speaks!

So, here I was- on this beautiful (but very hot!) Florida afternoon- suddenly faced with the realization that *both* of my Scotties were lost. I had no idea where either was, if they were still together, how long they had been gone, or where to start looking in our rural setting. I was in totally new territory never having dealt with lost "fur children" before. I was admittedly in a near panic as I yelled for my husband Chuck to help me hunt for them. He went one way (bravely heading off into the scrub across the road), I checked next door (where a bunch of feral cats that taunt the dogs live) without success- then made a U-turn and headed down the road toward that big blind curve calling for Bristol and Logan as loud as my shaky voice could manage!

Constantly on my mind was that busy road in front of our house where vehicles often raced by far above the speed limit. Both dogs *were* microchipped- but *neither* was wearing a collar or ID tags. (They sulked when made to wear collars in the house and Chuck had successfully convinced me to leave them off unless we were traveling.) They were a bit overgrown from their last grooming and might not even be recognized as Scottish Terriers. I doubted I had any good photos of them "ungroomed" that I could use for a poster! What if it got dark and we still hadn't found them? How would we ever see small black dogs, in the dark, in the dense Florida scrub? They could get hurt in there or be bitten by any number of wild critters or snakes. We had seen recent reports in our local newspapers of stolen dogs- OMG! How could I ever tell Grandma Sonia that they were lost? How would we ever forgive *ourselves*? On and on my mind raced- about a lot of very bad things!

We were extremely fortunate that we soon found them, together and unharmed, but the experience certainly got me thinking! What *should* one do when their dogs are lost or missing? How do you prepare- just in case? What can you do to improve the odds they would be returned to you? I did some research, and will share resources and what I learned on the next few pages.

What you Can You Do, In Advance, to Prepare for a "Lost Dog" Situation

Microchip your dog

- Now common practice, this is one of the most effective ways to help your dog find its way back home. Placing a microchip involves one brief, inexpensive, painless procedure in your veterinarian's office.
- Keep your microchip records/numbers in a quickly accessible place. Verify the accuracy of your contact information annually with your microchip registry. Provide your vet's contact information as well as your own- and discuss with your vet. Include information about presence of a microchip on your local city or county dog license forms.
- Annually, ask your vet to scan your dog's microchip to ensure it is functioning properly.

Interestingly, a recent discussion on Scottie News Network pointed out that only 6 states *require* a shelter or animal control facility scan for a chip or other form of identification: Georgia, Illinois, New Jersey, New Hampshire, South Carolina, District of Columbia, California and North Carolina!

Keep identification on your dog at all times

- As I learned, you never know when your dog might get out- despite your careful monitoring and precautions!
- A collar with ID tags (including the dog's name, your name, and a reliable phone number at minimum) or a collar embroidered with your dog's name and a reliable phone number are good options. Some collars also contain a reflective stripe- helpful in keeping your dog safe at night or locating him in the dark.

Here are pictures of the “ugly dog collars” (their words) Logan and Bristol now wear and of Logan modeling his! One advantage of this type of collar is the ability to read it from a distance, even in the dark, and the reflectivity of the collar at night. (They are inexpensive- about \$16 each.)



Have quality photos of your dog on hand

- If you need to make a “Lost Dog” poster for distribution, or post your dog on a “lost dog” social network site, good photo's will be extremely important.
- Be sure you have photos of your dog both when just groomed, and when a bit “shaggy”.
- Take side views, front views, and close up head shots. Photograph any unusual markings or characteristics that might later help with identification and proof of ownership (scars, color variations, etc.).

Check out the free service available at PawBoost (www.pawboost.com) that will help you make a Missing Dog poster and automatically send it to local shelters in your area. (For a fee they also offer PawBoost Alert which creates a social media/Facebook campaign to get the word out quickly about your lost pet- kind of a “pet amber alert”).

PawBoost
by FindPet

FIND MY LOST PET - SUCCESS STORIES - RESOURCES - JOIN RESCUE SQUAD - ABOUT

Find Your Lost Dog

Send Your Lost Dog's Missing Poster to Shelters Near You For Free!

MISSING!

Over 15,000 shelters in our national database
Locally targeted to your geographic area
Printable missing poster for your lost pet
Free!

✓ Over 15,000 shelters in our national database
✓ Locally targeted to your geographic area
✓ Printable missing poster for your lost pet
✓ Free!

Create FREE Poster
Tell Local Shelters, For FREE!

Pet Name *
e.g. Fido

Date Last Seen *
Choose Date

Zip Code Last Seen *
e.g. 27012

Email Address *
e.g. fido@pawboost.com

Phone
e.g. 919-147-1234

Review these resources that outline strategies for searching for a lost pet


- Petfinder- How to Find Your Lost Dog (a brief article that identifies logical steps to employ)
<https://www.petfinder.com/dogs/lost-and-found-dogs/find-lost-dog/>
- wikiHow- Four Part Article on How to Find a Lost Dog
<http://www.wikihow.com/Find-a-Lost-Dog>
- BestFriends.org- How to Find a Lost Dog or Cat
<http://bestfriends.org/resources/lost-pet-how-find-lost-dog-or-cat>

Network, network, network

- Use social media to get the word out about your missing dog to friends, family and neighbors.
- Call and/or visit everyone within a several mile radius of where your dog went missing.
- Notify local shelters and animal control agencies to be watchful for your pet; visit all local shelters and animal control facilities daily to see if your pet is there!
- Contact local veterinarians and provide a description of your pet.

Use technology

- “There's an app for that!” is also true when coping with a lost dog situation. Here are some interesting examples!



Finding Rover – Facial recognition for dogs to reunite lost dogs with their owners.

By Finding Rover Inc.

Open iTunes to buy and download apps.

[View More by This Developer](#)

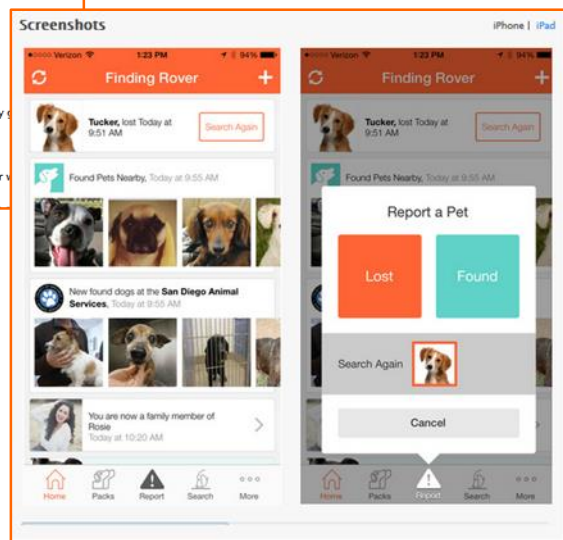


Description

Losing a dog is heartbreaking. (We've been there!) Our new facial recognition technology makes finding dogs as quick and easy as the snap of a photo. See a lost dog? Take a photo, send a text and together we can bring every lost dog home. "A big thanks for Finding Rover for immediately posting that my dog was lost. She is my child and I am very grateful she is back home now and recovering." - Finding Rover User

Benefits of Finding Rover's Facial Recognition for Dogs

- If your dog's collar has come off, his or her face will be recognized on the app and will provide any finder contact information you provide.



Avoid lost pet scams!

- Review the excellent tips on this site to avoid being the victim of a cruel lost pet scam.
<http://www.scambusters.org/petscams.html>

New Feature- "Scotties at Work"...

Ainsley, the TDI Scottie

By Janet Tomlinson



Ainsley (at right) with friend Duncan and puppies.

Ainsley is a Therapy Dogs International (TDI) Scottie. TDI is involved in many areas from disaster searches such as 9-11 and earthquakes in Nicaragua, to tornadoes in Indiana, to home visits for persons who would benefit from seeing a dog up close and personal. After intense training being surrounded by strangers with wheelchairs and canes and testing similar to Canine Good Citizen and obedience champs, Ainsley received her ID badge and TDI red scarf, which she wears proudly.

Ainsley's recent therapy dog visit to a private home in Boynton Beach, Florida provides insight into the beneficial work of therapy dogs. (The family members are referred to here as Joan, Jack and Jill- not their real names.) Joan, the daughter of Jack and Jill, contacted TDI and requested a home therapy dog visit.

TDI then provided me with Joan's contact information. When we spoke I learned that Joan's mother, Jill, suffers from Alzheimer's and does not recognize her husband or other family members. We also discussed Ainsley's likes and dislikes, to ensure she would be a good match for the circumstances. Joan explained that Jill remains calm as long as she is wearing headphones and listening to familiar music they taped for her on an iPod. Nervous because this was our first private home visit I called and talked to Jack. A sweet gentleman in his late 80's Jack begged me to come, telling me how much his wife loved dogs! Ainsley and I decided we would give it a try.

We arrived at the scheduled time and Jack was waiting in the driveway for us with anticipation. I really didn't know what to expect. Ainsley greeted him and was happy that he had a treat for her, which I had given him. We entered the home and met Jill in the kitchen. She was seated at the kitchen table wearing her headphones as had been previously described. She had just finished breakfast. One of the nurses offered me a chair at the table. The chair had wheels and although I did not use it, it kept moving, slowly rocking back and forth. Jack fetched a hard-backed chair for Ainsley to sit on and placed it beside Jill, while I knelt on the floor by Ainsley.

Jill looked at Ainsley and her husband removed her headphones. The nurses left the room to avoid distracting Jill from anything but Ainsley. Jack sat down at the other end of the table. We waited quietly for about 4 to 5 minutes, hoping for a reaction from Jill but she didn't seem to respond or to be aware of our presence.

A few minutes later the chair was still slowly rocking, and Ainsley growled at it. She evidently didn't like the fact no one was there and yet it was still moving! Suddenly Jill spoke to Ainsley and said, "Oh dear, what's the matter?" I explained to her what I thought Ainsley was thinking. Jill immediately warmed up to Ainsley and started telling her it was okay and nothing was going to happen to her. Jill then had a few conversations with her husband and took some treats from me and fed them to Ainsley. Jack had tears in his eyes and was smiling like his cheeks would break. Ainsley was really enjoying this visit! Jill continued to talk to Ainsley and to give her simple directions, calling her by the name of a dog she had once owned. Soon it was time to leave, as Jill was getting tired and Ainsley wanted to explore her surroundings further.

I asked Jack if he wanted us to come back and he said he would love it if Ainsley could come again. After leaving Jack, I reported to Joan how the visit had gone and what a success it had been in being able to bring her Mom around enough to speak. Today we received another e-mail requesting that Ainsley visit Jill again. TDI received feedback as well, and subsequently we heard from a care facility in Boynton Beach that wants us to start visiting there soon.

I can't tell you how rewarding therapy dog work is. I want everyone to know about TDI. Ainsley is licensed and bonded. Annual health records are required and strictly monitored. If you would like to become involved, ask your club if there is a TDI instructor in your area, or someone with background in obedience training who would be willing to train, to test your dogs so you can take your best friend to have wonderful visits like Ainsley's. It is so worth it!

Editor's Note: Scottie kisses to Ms. Janet and Ainsley for their wonderful therapy dog work!

Logan



Learn more about TDI at <http://www.tdi-dog.org/About.aspx>

More STCTB Memories

From Betty Lavers....

In the last newsletter I told you about our very first STCTB specialty show and the judging results of that show were published.

This time I thought I would tell you a little about what it takes to put on such a show. First you need to keep the same date for the show from year to year (first Saturday of March, etc.)- which is an AKC rule. If you want to change a show date you need permission from AKC.

Next you secure a show site. Because of the expense, a specialty club usually cannot hold a show independently; clubs often hold their specialty at another major all breed dog show.

Hiring the judges for the show is a big responsibility which entails identifying their availability and confirming expenses with a written contract. The club must submit an application to AKC for permission to hold the show. Deadlines are set by AKC for each event; missing a deadline results in a fine of up to \$200. The Show Committee needs to be organized and to do things on time!

The Club prepares the show information and sends it to MBF. They prepare and distribute the Premium List (used to enter your dog for a show). You also need to get the trophy list together for inclusion in the Premium List.

After all that is done you can relax just a bit and deal with the all the other details that go along with putting on a show. As an AKC Club, STCTB must hold a specialty show at least once a year. The dedication of many club members makes that happen.

If you are a member of STCTB who does not show your Scottie I suggest you go to an AKC show to just observe and to become familiar with what dog shows are all about. The support of all club members is needed to produce a successful show- and other club events.

I hope this gives you some insight into how our Club functions!

Betty Lavers

Betty is a founding, and lifetime, member of STCTB.

A BIT OF HISTORY

SCOTTISH TERRIER CLUB OF TAMPA BAY

"THISTLE AND THAT"

Editor – Pete Clay

Our second Sanctioned "B" Match is now history. It was a huge success with an entry of 22. Caroline Reid (Glenlivet Scotties) of Cullowhee, NC did the honors of judging.

JUNIOR DOGS – **Danmars Story Kyle**, owned by Mame Montana

JUNIOR BITCHES – **Peregil Acapulco Gold**, owned by Berenda Perez-Gill

SENIOR DOGS – **RavensCrest Walking in the Park**, owned by Linda Terry

ADULT DOGS – **Chelton's Rusty Nail**, owned by Mike & Cynthia Shelton

ADULT BITCHES – **Blueberry Hill's Tatum A Teel**, owned by Cliff & Marthe Raplogle

BEST JUNIOR PUPPY – **Peregil's Acapulco Gold**

BEST SENIOR PUPPY – **Pendehill's Eve's Pride**

BEST ADULT -- **Blueberry Hill's Tatum A Teel**

INVITATION CLASS – **Deewyre's Sunsprys**, owned by Alice Clay & Ellen Axelrod

JUNIOR SHOWMANSHIP – 1st – **Clint McKnight and Bryan Gannon**

We welcome all our northern friends to stop in and see us during the winter months! Also, an apology to Ellen Axelrod – she was inadvertently left out of the list of Board members in the last issue.

The above is from The Bagpiper Nov 1989, Vol XLVII, Fall Issue and may be reproduced as it was produced for their copy by STCTB.

Homemade dog treat recipe...**Microwave Doggie Donuts***Published in Something Extra (September 2002)*

Ingredients:

- 2 cups whole wheat flour
- 1 egg, lightly beaten
- 2/3 cup beef or chicken broth
- 3 tablespoons instant oatmeal
- 1 teaspoon garlic powder

Directions:

- Place flour in a bowl. Add egg and broth, mixing well.
- Blend in oatmeal and garlic powder.
- Shape dough into a ball and roll out on a lightly floured surface to ½ inch thick.
- Cut into desired shapes. Re-roll scraps and repeat.
- Arrange on a microwavable plate covered with wax paper or parchment paper.
- Microwave on HIGH for 8-10 minutes or until firm.
- Let cool until hardened.

(Store in a covered container in the refrigerator.)

If you like to make your own dog treats, enjoy this free video!
 (Click here or search for DIY Dog Treats on YouTube)

Make at home recipe...**Homemade "Pill Pockets"**

Posted by Amy Cada on Scottie News Network (9-27-15)
 Reprinted with permission.

Editor's note: Those who have tried to "sneak" a pill into your clever Scottie using any number of things to disguise it may have learned that commercially made "pill pockets" work well but are quite expensive if you need a lot of them. This recipe for a homemade similar product may be of interest to you!

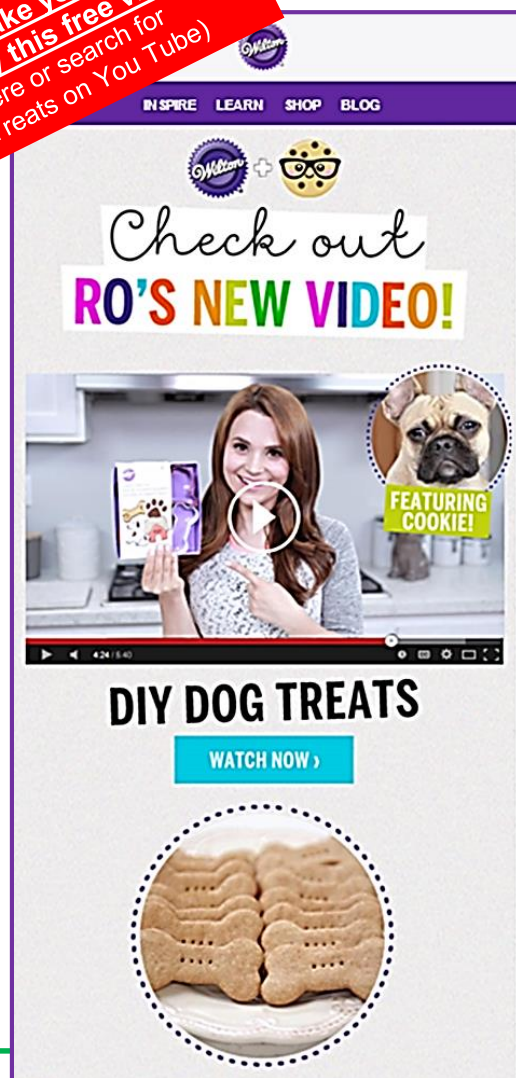
Ingredients:

- 1 cup rice or wheat flour
- ½ cup peanut butter
- ½ cup water (approximately)

Directions:

- Mix peanut butter into flour, and slowly add water until you have a thick, doughy texture. (You want the mixture to be stiff enough to mold it around pills of various sizes and shapes.)
- To use, just pinch off what you need!
- Store in the refrigerator; will last for weeks.

*Amy Cada- Odyssey Scotties
 St Louis Scottish Terrier Rescue (KC coordinator)*



Editor's Note: Here's a fun, simple project! Might there be a special Scottie in your home who would love a new dog bed like this for Christmas! (Mom- hint, hint!) These would also be a great project for donation to a local shelter or rescue group.

Logan



holiday genius

Free and fast DIY dog bed

All you need is an old pullover sweater, a pillow and 30 minutes to whip up a gift for Fido or a pet-loving friend!



*Good for
Kitty too!*

This season, steer clear of crazy lines and steep prices at big-box pet stores by finding your pup a present right under your own roof! With a pullover, an extra pillow and a little stitching, crafting a cuddly pet cushion is a cinch. Whether it's for your pooch or a friend's, it's sure to be a hit. The snugly sleeves will encircle Fido with a toasty holiday hug that lasts all winter.

SECRET SOURCE No time to stitch? For an assortment of pet beds made from recycled sweaters, starting at \$20 each, log on to Etsy.com and search for the "Scrappy Lynn" shop.

What you'll need:

- 1 crew-neck pullover sweater
- 1 pillow
- 1 bag of fiberfill (or recycled stuffing from an extra pillow)
- Needle & thread



Step 1

Stitch neck



Start by laying your sweater out (face up) on a flat surface. Then use a needle and thread to sew the neck of the sweater closed, as shown.

Step 2

Slip in pillow



Insert a pillow into the bottom of the sweater. (If your pillow is too small, wrap it with batting.) Then sew the bottom edge of the sweater closed.

Step 3

Stuff sleeves



Using fiberfill from the craft store (or stuffing from an extra pillow), fill both sleeves of the sweater completely (from shoulder to cuff).

Step 4

Connect cuffs



Insert the cuff of one sweater sleeve into the other and secure with straight pins. Then stitch the sweater cuffs together, as shown. Remove pins.

DIY.COM/STYL

Editors Introduction

Hi! I'm Logan "Handsome Boy" (that's what my Mom calls me!) Rafatti. My mom Colleen and I are the *Thistle-n-That* editors. Here are pictures of us. That's me and Mom (when I was just a baby) and me again, hunting in our yard, all grown up!

In every newsletter I'll share my opinion on some issue of great importance to Scotties, tell you about one or more of my Scottie adventures, help Mom with the Scottie perspective on feature stories, tell you about STCTB events - and more!

These opinions represent my personal and subjective views as the Editor, and are subject to change at any time without notice. (Mom told me to say that.)

You can write me (and Mom) at STCTBnewsletter@aol.com

Check out my resume on the Newsletter tab
on our Club website: www.stctb.biz

Logan



Guidelines for Newsletter Submissions

Email items for the newsletter directly to the Editor, STCTB Newsletter, at STCTBnewsletter@aol.com
...or mail them to Colleen Rafatti (6023 Columbus Boulevard Sebring, Florida 33872)

The Editor reserve the right to accept and use items on a space-available basis and to determine, with input of the STCTB President, the suitability of any submitted item for publication. Submissions may be edited for length and must adhere to copyright guidelines. All pictures and original materials will be returned.

Please submit your items by no later than the 25th of the month preceding the publication date:

February 25th (for the March newsletter)

July 25th (for the August newsletter)

April 25th (for the May newsletter)

October 25th (for the November newsletter)

Types of Announcements Accepted and Information to Include for Each	
New Litter Announcements	<ul style="list-style-type: none"> • Date litter was whelped and puppy "count" (boys, girls, colors). • Name of the sire, dam, and dam's owner (breeder). • If possible, pictures! (Nothing is cuter than a Scottie pup!)
New Scottie Family Member Announcements	<ul style="list-style-type: none"> • Call/registered name of the new Scottie. • The age, sex and color of the new member, pictures- and anything else you want to share!
Scottie STARS Announcements (Successes, Triumphs, Accolades, Records, Sensations!) Ex: show wins, new titles and new champions, special awards of dogs or owners, etc.	<ul style="list-style-type: none"> • Who was involved (human and/or Scottie). • Event details- when and where it occurred. • Other information that helps to describe the event. • Pictures if available! We all love pictures!
Rainbow Bridge Remembrances	<ul style="list-style-type: none"> • Name of the precious Scottie and his/her owner(s). • Age of the dog and the date (month, day and/or year) it departed for the Rainbow Bridge. • A brief special memory you would like to share. • A nice picture, if available.
Notices of Upcoming Events and Activities	<ul style="list-style-type: none"> • Brief description of the event, date and time, and cost - if any. • Contact information should more information be needed.
Other Contributions	<ul style="list-style-type: none"> • General articles, rescue stories, candid photos, cartoons, etc. are always welcomed and appreciated!



To supply information
for consideration in the
newsletter, please
contact the Editor:

Colleen Rafatti

6023 Columbus Boulevard
Sebring, Florida 33872
Phone: 863-443-1152

STCTBnewsletter@aol.com

Thistle-n-That is a
publication of the Scottish
Terrier Club of Tampa Bay
(STCTB).

*The Newsletter's commentary,
analysis, opinions, advice
and recommendations are
the personal and subjective
views of the Editor.*

*The information provided in the
Newsletter is obtained from
sources the Editor believes
to be reliable. However, the
Editor has not independently
verified or investigated all such
information. Neither the Editor,
nor any of the respective
affiliates guarantees the
accuracy or completeness
of any such information.*

*Articles may be republished in
regional club publications with
proper credit to the author
and to*

Thistle-n-That.

Copyright 2015.

**Thank you to everyone who contributed
to this edition of *Thistle-n-That*!**

Jene Anderson
Jane Bruner
Judy and Phil DiGirolamo
Sonia Hollnagel
Margaret Joffe (STROF)
Debbie Kleer (STROF)
Betty Lavers
Sally Malena
Colleen and Logan Rafatti
Laurie Slater
Ray Sodano
Janet Tomlinson
Luella and Ken Wilson

Objectives of the Scottish Terrier Club of Tampa Bay

The objectives of the Club shall be:

- a. To encourage and promote quality in the breeding of purebred Scottish Terriers and to do all possible to bring their natural qualities to perfection;
- b. To urge members and breeders to accept the standard of the breed as approved by The American Kennel Club as the only standard of excellence by which Scottish Terriers shall be judged;
- c. To do all in its power to protect and advance the interests of the breed by encouraging sportsmanlike competition at dog shows and obedience trials;
- d. To conduct sanctioned, licensed specialty shows and obedience trials under the rules of The American Kennel Club.

STCTB Bylaws



*Editor's Note: No, this is not me-
but it is a Scottie creatively styled
for a professional groomer's
competition! Wow! What a look!
Grandma Sonia, help me
convince Mom to let my hair grow
out so you can make me look like
this please.*

Logan