

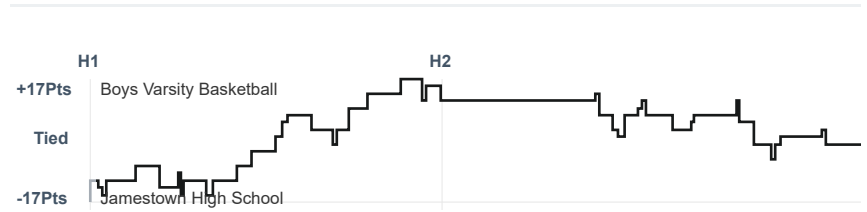
Box Score Report

DHS vs Jamestown - Jan 27, 2023 - W 86-80

Period Stats

Team	1	2	OT1	OT2	Final
DHS	33	33	10	10	86
JHS	19	44	10	7	80

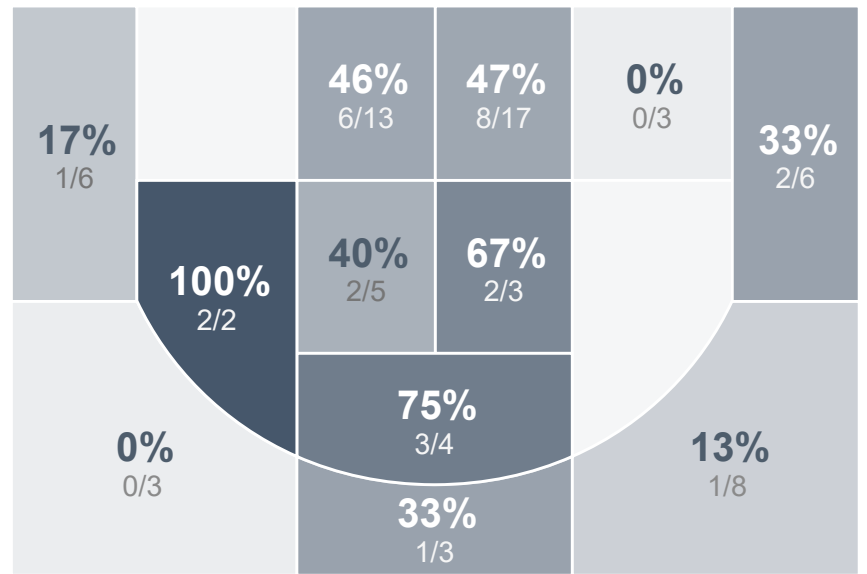
Run Graph



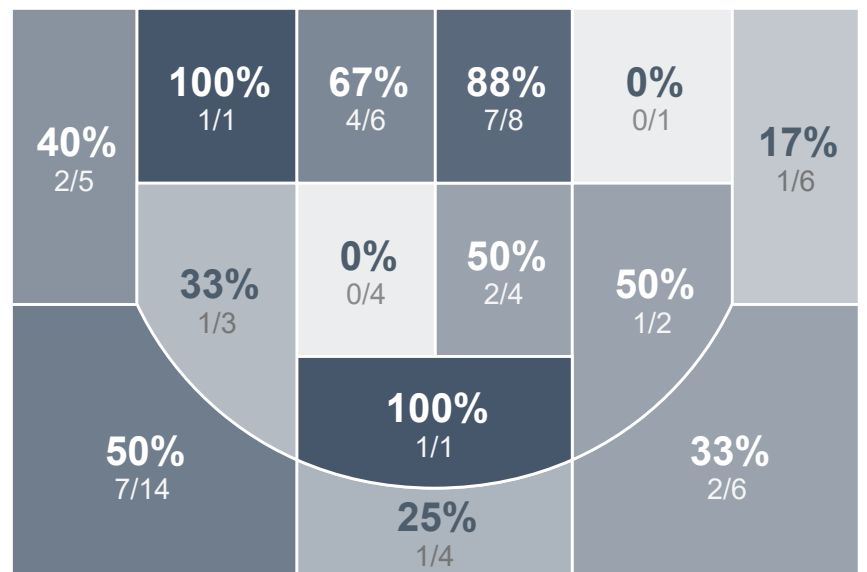
Team Stats

	DHS	JHS
Field Goal %	38.4%	46.2%
Effective Field Goal %	41.8%	56.2%
2FG Made/Attempted	23/47	17/30
2FG%	48.9%	56.7%
3FG Made/Attempted	5/26	13/35
3FG%	19.2%	37.1%
FT Made/Attempted	25/36	7/9
Free Throw Percentage	69.4%	77.8%
Points Per Possession	1.05	0.94
Transition Points	8	0
Points Off Turnovers	26	5
Second Chance Points	19	10
Points in the Paint	36	26
Offensive Rebounds	16	5
Defense Rebounds	26	29
Assists	4	15
Deflections	5	14
Steals	9	4
Blocks	3	6
Turnovers	8	21
Personal Fouls	15	28
Charges Taken	2	0

Boys Varsity Basketball



Jamestown High School



Boys Varsity Basketball's Player Stats

Name	Pts	FG	3FG	FT	+/-	MINS	OREB	DREB	AST	DEFL	STL	BLK	TO	FOUL	CHG
#1 Alex Dvorak	44	15/29	3/8	11/12	+ 10	38	5	5	2	0	2	1	0	2	0
#2 Drew Biel	10	1/5	0/2	8/9	+ 1	38	1	2	0	1	1	0	1	3	0
#3 Tyrese Annace	4	2/10	0/5	0/0	- 8	18	0	0	0	0	0	0	2	3	0
#5 Dante Oyugi	7	3/7	0/2	1/2	+ 14	30	1	2	1	1	1	0	2	1	0
#10 Damon Glasser	7	2/11	1/6	2/6	+ 18	37	1	11	0	2	2	2	1	0	1
#20 Sebastian Hauck	2	1/2	0/0	0/1	- 8	17	0	0	0	0	1	0	1	0	0
#23 Hubert Niyimbona	0	0/3	0/2	0/0	+ 4	12	1	1	0	0	0	0	0	4	1
#25 Owen Bittner	11	4/4	1/1	2/4	- 5	24	1	2	1	1	2	0	0	2	0
#33 Isaac Schulte	1	0/2	0/0	1/2	+ 4	6	2	2	0	0	0	0	1	0	0

Jamestown High School's Player Stats

Name	Pts	FG	3FG	FT	+/-	MINS	OREB	DREB	AST	DEFL	STL	BLK	TO	FOUL	CHG
#1 Noah Meissner	8	3/7	1/3	1/3	- 18	32	0	3	2	3	0	2	4	4	0
#3 Payton Hochhalter	11	4/8	1/3	2/2	- 6	32	1	8	3	1	3	1	5	5	0
#5 Mason Lunzman	8	3/7	2/5	0/0	+ 10	22	0	1	0	3	1	1	0	4	0
#10 Dalton Lamp	10	4/12	2/6	0/0	- 7	22	1	2	3	2	0	0	5	5	0
#11 Thomas Newman	19	8/12	0/2	3/3	+ 5	26	0	2	2	1	0	0	3	2	0
#13 Caydann Cox	3	1/4	1/3	0/0	- 8	19	1	1	1	0	0	1	0	1	0
#21 Ryan Larson	15	5/11	4/9	1/1	- 6	39	0	6	1	3	0	1	3	1	0
#33 Jack Van Berkomp	0	0/0	0/0	0/0	- 4	6	1	1	0	0	0	0	0	1	0
#35 James Horgan	6	2/4	2/4	0/0	+ 4	22	1	3	3	1	0	0	1	5	0