

**BISMARCK HIGH**

**CENTURY**

**DICKINSON**

**JAMESTOWN**

**LEGACY**

**MANDAN**

**MINOT HIGH**

**ST. MARY'S**

**TMCHS BELCOURT**

**WILLISTON**



**WDA Information**

[wdasports.org](http://wdasports.org)

**WDA WEBSITE**

WDA scores, schedules, standings, weekly sport-specific releases, statistics, championship information, school links and much more are available on the Internet at: [wdasports.org](http://wdasports.org)

**SOCIAL MEDIA**

Stay connected to the WDA and receive the latest news and updates on Twitter @WDAsports



**149 Burke Drive  
Lincoln, ND 58504  
Phone: (701) 776-5836**

**WDA DIRECTORS/STAFF**

Dave Zittleman, Bismarck Public Schools.....[dave\\_zittleman@bismarckschools.org](mailto:dave_zittleman@bismarckschools.org)  
Bruce Schumacher, Bismarck St. Mary's.....[Bschumacher@lightofchristsschools.org](mailto:Bschumacher@lightofchristsschools.org)  
Ben Lervick, Bismarck Century.....[benjamin\\_lervick@bismarckschools.org](mailto:benjamin_lervick@bismarckschools.org)  
Scott Nustad, Bismarck High.....[scott\\_nustad@bismarckschools.org](mailto:scott_nustad@bismarckschools.org)  
Paul Jundt, Bismarck Legacy.....[paul\\_jundt@bismarckschools.org](mailto:paul_jundt@bismarckschools.org)  
Guy Fridley, Dickinson Public Schools.....[gfridley@dpsnd.org](mailto:gfridley@dpsnd.org)  
Mitch Lunde, Minot Public Schools.....[Mitch.Lunde@sendit.nodak.edu](mailto:Mitch.Lunde@sendit.nodak.edu)  
Jim Roaldson, Jamestown Public Schools.....[james.roaldson@k12.nd.us](mailto:james.roaldson@k12.nd.us)  
Mark Wiest, Mandan Public Schools.....[MarkWiest@msd1.org](mailto:MarkWiest@msd1.org)  
Shane Martin, Turtle Mountain Community High School (Belcourt).....[Shane.Martin@k12.nd.us](mailto:Shane.Martin@k12.nd.us)  
Jim Green, Watford City Public Schools.....[green.bjim@gmail.com](mailto:green.bjim@gmail.com)  
David Mieure, Williston Public Schools.....[david.mieure@willistonschools.org](mailto:david.mieure@willistonschools.org)  
Matt Mullally, Director of Sports Information/Executive Secretary  
.....[wdasports@wdasports.org](mailto:wdasports@wdasports.org)

**TABLE OF CONTENTS**

WDA Membership.....2  
WDA History.....3  
**Fall Sports**  
Girls' Golf.....4-5  
Boys' Tennis.....6-7  
Boys' Soccer.....8-9  
Girls' CC.....10-11  
Boys' CC.....12-13  
Football.....14-15  
Girls Swim/Dive.....16-17  
Volleyball.....18-19  
**Winter Sports**  
Wrestling.....20-21  
Gymnastics.....22-23  
Boys' Hockey.....24-25  
Girls' Hockey.....26-27  
Boys' Swim/Dive.....28-29  
Boys' Basketball.....30-31  
Girls' Basketball.....32-33  
**Spring Sports**  
Girls' Tennis.....34-35  
Boys' Track/Field.....36-37  
Girls' Track/Field.....38-39  
Girls' Soccer.....40-41  
Softball.....42-43  
Baseball.....44-45  
Boys' Golf.....46-47  
Fine Arts.....48-49  
**Other Items**  
2017-18 WDA Scholar Awards.....50  
WDA Past Champions.....51-53  
WDA Tie-Break Criteria.....54-59  
Future WDA/W. Region Tourn. Sites  
2018-19 Postseason Schedule

The 2017-18 WDA Yearbook/Guide was compiled, designed and edited by Matt Mullally, WDA executive secretary/director of sports information. The WDA would like to acknowledge its media partners in assisting with this project.

**2017-18 WDA  
Yearbook-Guide**

[wdasports.org](http://wdasports.org) / [@WDAsports](https://twitter.com/WDAsports)

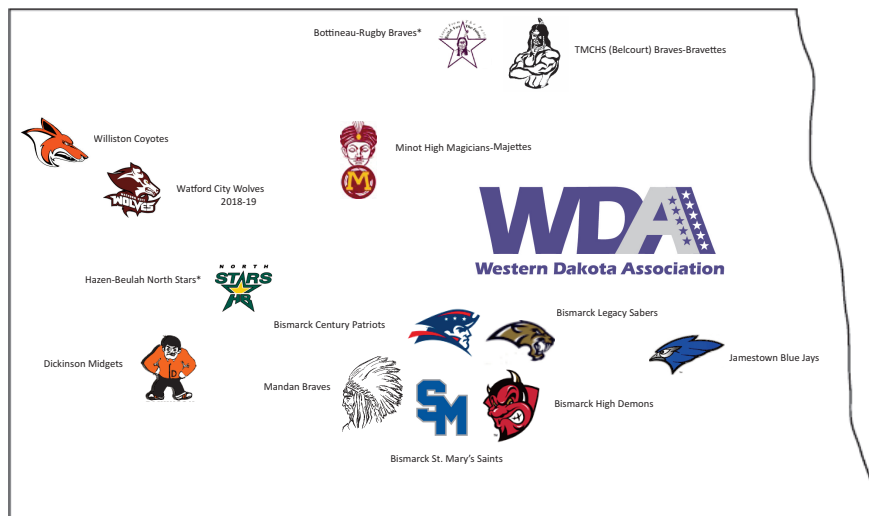
**WDA and West Region: There is a difference**

One of the misunderstandings is the Western Dakota Association (WDA) and West Region are one in the same.

Well, yes and no.

The WDA is the conference which now includes 11 full members and two associate members. The WDA awards championships in a number of team sports, based on finish in the regular season standings, or at a designated event, such as the WDA swimming-diving championships. The West Region is the name of the postseason tournament administered by the NDHSAA in such sports as basketball, volleyball, wrestling and hockey. Although these tournaments feature WDA participants, it is not a conference event, but rather, sponsored by the NDHSAA. The winners are classified as a NDHSAA region champion.

Some team sports don't compile standings, for example, track and field. In this instance, the winner of the West Region Meet is deemed both a region and WDA champion.



**Bismarck High Demons**

Joined WDA: 1938  
(Charter Member)  
Athletic Building Director: Scott Nustad  
Colors: Maroon & White  
Sports Sponsored: 22 (11 boys/11 girls)  
First WDA title: 1940 (Football)

**Bismarck Century Patriots**

Joined WDA: 1975  
Athletic Building Director: Ben Lervick  
Colors: Red, White & Blue  
Sports Sponsored: 22 (11 boys/11 girls)  
First WDA title: 1976 (Football)

**Bismarck Legacy Sabers**

Joined WDA: 2013  
Athletic Building Director: Paul Jundt  
Colors: Black & Vegas Gold  
Sports Sponsored: 20 (10 boys/10 girls)  
First WDA title: Boys' Tennis, 2014

**Bismarck St. Mary's Saints**

Joined WDA: 1944  
Athletic Director: Bruce Schumacher  
Colors: Royal Blue & White  
Sports Sponsored: 12 (7 boys/5 girls)  
First WDA title: 1951 (Football)

**Dickinson Midgets**

Joined WDA: 1938  
(Charter Member)  
Athletic Director: Guy Fridley  
Colors: Orange & Black  
Sports Sponsored: 19 (9 boys/10 girls)  
First WDA title: 1938 (Football)

**Jamestown Blue Jays**

Joined WDA: 1944  
Athletic Director: James Roaldson  
Colors: Blue & White  
Sports Sponsored: 22 (11 boys/11 girls)  
First WDA title: 1945 (Football)

**Mandan Braves**

Joined WDA: 1938  
(Charter Member)  
Athletic Director: Mark Wiest  
Colors: Black & White  
Sports Sponsored: 22 (11 boys/11 girls)  
First WDA title: 1939 (Football)

**Minot High Magicians/Majettes**

Joined WDA: 1938  
(Charter Member)  
Athletic Director: Mitch Lunde  
Colors: Maroon & Gold  
Sports Sponsored: 22 (11 boys/11 girls)  
First WDA title: 1941 (Football)

**TMCHS (Belcourt) Braves/Bravettes**

Joined WDA: 1990  
Athletic Director: Dr. Shane Martin  
Colors: Maroon & Gold  
Sports Sponsored: 13 (7 boys/6 girls)  
First WDA title: 1997 (Boys' Basketball)

**Watford City Wolves**

Joined WDA: 2018  
Athletic Director: Jim Green  
Colors: Maroon & White  
Sports Sponsored: 14 (7 boys/7 girls)  
First WDA title: --

**Williston Coyotes**

Joined WDA: 1938  
(Charter Member)  
Athletic Director: David Mieux  
Colors: Black & Orange  
Sports Sponsored: 19 (10 boys/9 girls)  
First WDA title: 1945 (Football)

**Bottineau-Rugby Braves**

Joined WDA: 1980  
(Associate Member)  
Athletic Director: Dave Hoff/Scott Grochow  
Colors: Purple & White  
Sports Sponsored: 1 (Boys' Hockey)  
First WDA title: 1993 (Hockey)

**Hazen-Beulah North Stars**

Joined WDA: 1992  
(Associate Member)  
Athletic Director: Randy Johnson/Carl Blackhurst  
Colors: Green, Black & Gold  
Sports Sponsored: 1 (Boys' Hockey)  
First WDA title: None

The Western Dakota Association (WDA) has the distinction of being North Dakota's oldest Class A high school athletic conference – and its most successful. Now in its 78th year, the conference has produced over 400 state team championships and numerous individual titles sponsored through the North Dakota High School Activities Association (NDHSAA).

The WDA was established in 1938 by five schools – Bismarck (Central) High, Dickinson (Central), Mandan, Minot and Williston. Since then, the WDA has expanded its membership and the number of sponsored sports/activities. Today, the five charter schools along with St. Mary's of Bismarck, Jamestown, Bismarck Century, Turtle Mountain Community High School of Belcourt and Bismarck Legacy give the conference 10 members. Legacy will begin sponsoring some activities this sports season, and more will be introduced once the school opens in 2015. Minot (Bishop) Ryan, Bottineau-Rugby and Hazen-Beulah are presently associate members, participating in one or more activities.

The conference sponsors team championships in boys and girls sports administered by the NDHSAA. Football was the first sport the WDA awarded a regular season champion. Today, there are 22 sports conducted over three sports seasons. The fall season includes: football, volleyball, cross country (Boys/Girls), soccer (B), swimming and diving (G), tennis (B) and golf (G). The winter season: basketball (B/G), wrestling, hockey (B/G), gymnastics and swimming and diving (B). The spring season: track (B/G), baseball, softball, golf (B), tennis (G), soccer (G). In addition to annual team and individual conference awards, the WDA recognizes outstanding academic achievement through team and individual scholar athlete awards and scholarship. The conference celebrated its 75th anniversary in 2013-14.

**Formation and expansion**

In the late 1930s, North Dakota's largest high schools, determined by enrollment, were part of an East-West Class A Conference recognized by the High School League (later to be renamed the NDHSAA). To keep travel costs to a minimum, and mainly out of convenience, schools would schedule football games against schools in their immediate area.

Unfortunately, schools based in far western N.D. had a more difficult time filling their schedules since they had fewer programs of comparable size around them. These schools often would resort to playing teams from neighboring Montana. To remedy this problem and create continuity in football scheduling, five schools – Bismarck (Central) High, Dickinson (Central), Mandan, Minot and Williston – agreed to form a western division within the Class A East-West Conference. And with that, the Western Dakota Association was created in 1938.

The look of the conference has changed over its seven-plus decades of existence. It expanded from its original five schools to eight in 1944 when St. Mary's of Bismarck, St. Leo's of Minot (later to be known as Bishop Ryan) and Jamestown joined. St. Leo's initial stay was brief, however.

After one season it left the conference to compete against smaller schools in its region. St. Leo's returned for two football seasons in 1952-53. In 1954, Rugby was admitted and participated in the football conference.

A significant change happened in the spring of 1960. Class A schools agreed to dissolve the current East-West Division format used in such sports as football and basketball. At a meeting in Jamestown in April, representatives from 10 schools agreed to expand the WDA's oversight in other sports and activities. The 10 schools were: Bismarck, Bismarck St. Mary's, Dickinson, Jamestown, Mandan, Minot, Williston along with Minot Bishop Ryan, Harvey and Rugby. As part of the association, schools agreed to play a round robin schedule of games, beginning in 1961. Rugby, Harvey and Minot Bishop Ryan, however, opted not to field a team for football, so the number of WDA football participants was seven. And speaking of football, the most significant change to come out of the decision to do away with the Class A East-West Divisions was the discontinuation of the end-of-season title football game between the winner of the East Division and WDA (West Division). That decision was not unanimous. A majority of coaches and school officials in western N.D. wanted the game to continue to assure an annual champion in the sport. Opponents, schools in the East, pointed to weather and distance of travel as factors in opposing the late-season contest.

Jamestown departed the WDA in 1963 and competed as a Class A independent before becoming a charter member of the Eastern Dakota Conference in 1968. Minot Bishop Ryan rejoined the conference as full members in 1964. Rugby and Harvey left the conference in the mid-1960s. Dickinson Trinity was added in 1969 as a football member and eventually became a full member.

Membership remained at eight until Bismarck Century opened in 1975. With the exception of its tennis program, Minot Ryan would leave the conference in 1977 and participate as a Class A independent before joining the North Star Conference in 1980.

Four associate members – Bottineau, Devils Lake, Jamestown and Park River – were added to the conference in boys hockey, beginning in 1980 when the NDHSAA established a West and East region for the sport. Park River would leave after just two seasons and eventually co-op with neighboring Grafton. Bottineau, Harvey and Turtle Mountain Community High School (Belcourt) would compete as associate members in girls volleyball, beginning in 1982. Also that year, Minot Bishop Ryan's gymnastics program competed in the WDA.

TMCHS would join as a full member in the fall of 1990 after the Class A North Star Conference disbanded following the spring of that year. Its football program would play in the conference from 1993-96.

In 1990, Minot Ryan would return to the WDA – except for football, which would remain independent. Minot Ryan and Dickinson Trinity left following the 1991 sports season to compete in Class B in all sports except tennis, which would remain part of the WDA.

In 1992, Hazen-Beulah was added as an associate member in hockey. Center would participate in boys swimming and diving as an associate member, starting with the 1993-94 season. Jamestown's soccer programs competed as an associate member, beginning in 1995. The Blue Jays hockey program moved to the EDC/East Region in 1996. The school was already competing in the EDC/East Region for most activities. Dickinson Trinity would no longer participate as a full member in tennis after 1996. Instead, the school would co-op with Dickinson.

In 1997, Jamestown would return to the WDA as a football member as part of the restructuring of the sport by the NDHSAA into four classes. Center would leave the conference in 1999 as an associate member in boys swimming/diving. Beulah joined the WDA in a few fall sports in 1998 and then joined as full members in 1999. Rising student enrollment forced the school to move up from Class B. Beulah would return to Class B competition in the fall of 2006.

In 2006, under a directive by the NDHSAA, Jamestown was realigned in the West Region for all activities, and thus rejoined the WDA.

Devils Lake-Cando, an associate member in boys hockey, would move to the EDC/East Region, starting in 2006. Jamestown's football program would return to the EDC for one season in 2009 to create balance among the two AAA football leagues. The Blue Jays would return to the WDA in 2010 after Fargo Davies opened and began play in the EDC.

Minot Bishop Ryan would play its final seasons as an independent tennis program in 2009-10. The Lions would eventually enter a co-op with Minot. Bishop Ryan would join the WDA as an associate member in girls softball in 2009. The Lions would move to Class B softball in 2018. Conference membership has remained at nine for the past several years, but expansion is on the horizon.

Bismarck Legacy joined the conference in 2014 and quickly enjoyed success in number of sports. In the fall of 2018, Watford City will begin competing as a full WDA member. The Wolves previously have competed in Class B and have a storied football program. Rising population in Western N.D. and have meant increased student enrollment in many places, including Watford City.

**Sports offerings increase**

Membership in the WDA is not the only thing that has expanded in 75 years. The evolution of high school athletics/activities has changed the dynamics of the conference as well.

Football and boys basketball were the two competitive sports sponsored in the formative years of high school athletics in the state, but wrestling, track and field, tennis, cross country, golf and hockey would come along. Many schools had established girls sports on a recreational or intramural level by the 1960s, but girls sports would make significant advancement in the decade with the inclusion of track and field, golf, tennis and gymnastics as NDHSAA-sponsored activities.

The 1970s brought additional sports under NDHSAA control, including boys and girls swimming and diving, girls basketball and girls cross country. Beginning in 1982, Class A volleyball would officially be sponsored at the regional level, and a year later, at the state tournament level.

Several schools across the state began boys soccer programs in the late 1980s. The NDHSAA would eventually sponsor the sport in 1995. Girls soccer would also be offered. Baseball, which already was an established Class B sport, would get NDHSAA sponsorship at the Class A level by 2000.

The start of a new millennium brought continued advancement in girls sports. Hockey was added in 2002 and softball began play in the spring of 2010. Today, there are 22 sports featured – an equal split between boys and girls. WDA athletes have moved on to compete at the highest levels of collegiate athletics in their respective sports and several have even reached the professional level, further demonstrating the conference's excellence. Several coaches have also achieved significant milestones as well.

**More changes**

Over the years changes have also come in the form of new rules, regulations and standards of play directed by the National High School Federation and NDHSAA. Technological advancements and improvements in equipment have enhanced competition and player safety. Other important changes have included greater emphasis on the safety of participants and proper training methods. Coaching development programs have been established and attention given to promoting the practice of good sportsmanship by athletes, coaches and spectators. Throughout its rich history, the WDA has demonstrated success in high school extracurricular activities can be built on a foundation of character, values and academics.



2017 WDA STANDINGS

	Conf.	Home	Away	MW	ML	Overall	Home	Away/Neutral
Minot	5-1	3-0	2-1	41	13	13-5	5-1	9-4
Legacy	5-1	3-1	2-0	46	8	17-8	4-1	13-7
Century	4-2	2-2	2-0	31	23	10-13	3-3	7-10
Jamestown	3-3	1-3	2-1	31	23	11-7	2-4	9-3
Williston	3-3	1-1	2-2	30	24	7-9	1-2	6-7
Mandan	1-5	1-2	0-3	9	45	3-14	1-3	1-11
Bismarck High	0-6	0-3	0-3	0	54	0-14	0-7	0-7

MW: Matches won; ML: Matches lost (WDA only) \*Minot won the tie-break over Legacy - Jamestown won the tie-break over Williston

2017 POSTSEASON REWIND

Oct. 5 West Region Team Tournament, Bismarck

**Quarterfinals**  
Century 4, Mandan 1  
Legacy 5, Bismarck High 0  
Jamestown 3, Williston 2

**Semifinals**  
Minot 4, Jamestown 1  
Legacy 4, Century 1

**Losers-out**  
Mandan 4, Bismarck High 1

**State qualifiers**  
Jamestown 4, Mandan 1  
Century 3, Williston 2

**Championship**  
Legacy 3, Minot 2

Sept. 30-Oct. 1 West Region Individual Tournament, Minot

**Singles division**  
**Seventh Place**  
Rory Taney, Minot, over Sean Joyce, Legacy, 6-3, 6-4

**Fifth Place**  
Baylee Hatlewick, Jamestown, over Matt Richter, Williston, 3-6, 6-4, 6-1

**Third Place**  
Connor Mallowney, Jamestown, over Charlie Wentz, Minot, 6-3, 5-7, 6-0

**Championship**  
Michael Janes, Legacy, over Bradley Moylan, Legacy, 6-0, 6-0

**Doubles division**  
**Seventh Place**

Paxton Miller-Jay Moylan, Legacy, over Lucas Schell-Calvin-Karalus, BHS, 6-2, 4-6, 6-1

**Fifth Place**  
Cole Bennion-Ryder Lunzman, Jamestown over Bryce Everson-Colton Schulte, Century, 2-6, 7-6 (9), 6-4

**Third Place**  
Joe Wegner-Robert Modin, Legacy, over Rhy. Enget-Parker Krom, Williston, 7-6 (4), 6-2

**Championship**  
Ronak Kumar-Mason Pitcher, Century, over Connor Templeton-Mason Diehl, Minot, 6-4, 6-1

Oct. 12 ND State Team Tournament, Grand Forks

**Quarterfinals**  
1W Legacy 3, 4E Fargo Shanley 2  
2E GF Central 5, 3W Century 0  
3E Fargo South 3, 2W Minot 2  
1E GF Red River 4, 4W Jamestown 1

**Losers-out**  
Shanley 4, Century 1  
Minot 4, Jamestown 1

**Semifinals**  
GF Central 3, Legacy 2  
Fargo South 3, GF Red River 2

**Championship**  
Fargo South 3, GF Central 2

**Third Place**  
GF Red River 3, Legacy 2

**Fifth Place**  
Minot 3, Fargo Shanley 2

**Individual Tournament, Singles division**  
**Fifth Place**

Kareem Kamel, Fargo Davies, over Bradley Moylan, Legacy, 6-5, 6-4

**Third Place**  
Joe Beske, West Fargo, over Logan Sandberg, GF Central, 7-6 (1), 6-4

**Championship**  
Davis Lawley, Fargo South, over Michael Janes, Legacy, 6-1, 6-0

**Doubles Tournament Placeliners**  
**Championship**

Kaden Johnson-Gavin Loscheider, GF Red River, over Geoffrey Youngs-Max Olson, Fargo South, 1-6, 6-1, 7-6 (6)

**Third Place**  
Jack Lindgren-Stefan Curic, GF Red River, over Finnian O'Donnell-Jonah Jelinski, Fargo Shanley, 6-3, 2-6, 6-3

**Fifth Place**  
James Votava-Gary Wu, GF Central, over Joe Wegner-Robert Modin, Legacy, over 6-4, 3-6, 6-2



Minot Magicians



Legacy Sabers

2017 WDA Champion

2017 WDA Champion  
2017 West Region Champions

2017 WDA HEAD-TO-HEAD RESULTS

	BHS	CEN	JAM	LEG	MAN	MIN	WIL
BHS		0-9L	0-9L	0-9L	0-9L	0-9L	0-9L
CEN	9-0W		5-4W	1-8L	8-1W	5-4W	3-6L
JAM	9-0W	4-5L		1-8L	9-0W	3-6L	5-4W
LEG	9-0W	8-1W	8-1W		9-0W	4-5L	8-1W
MAN	9-0W	1-8L	0-9L	0-9L		0-9L	0-9L
MIN	9-0W	4-5L	6-3W	5-4W	9-0W		8-1W
WIL	9-0W	6-3W	4-5W	1-8L	9-0W	1-8W	

Teams play a single round robin dual schedule

SEASON NOTES

\*This was the 43rd season of WDA/West Region play.  
\*Minot and Legacy shared the WDA title; Minot earned the West Region's top seed with its win over Legacy in regular season play.  
\*Legacy won the West Region Tournament title for a third year in a row.

\*State team qualifiers from the WDA: Legacy, Minot, Century, Jamestown.

\*Seven WDA teams had at least one state qualifier; Legacy led with three singles and two doubles teams qualify.

\*Bismarck hosted the West Region Tournament.

\*Minot qualified for a WDA-Best 42nd state tournament.

\*M. Janes, Legacy; B. Moylan, Legacy; C. Wentz, Minot; Z. Diehl, Minot and R. Taney, Minot all had a WDA-Best 6-0 record in WDA singles dual matches

\*Minot doubles pair of C. Templeton-C. Wentz had a conference-best 5-0 record in WDA duals.

\*WDA posted a 14-24 dual record vs. EDC opponents

\*Legacy's Michael Janes won the West Region singles title and finisher runner-up at the state tournament.

\*Century's Ronak Kumar-Mason Pitcher won the West Region doubles title.

\*Ronak Kumar, Century; Bradley Moylan, Legacy; Charlie Wentz, Minot; and Connor Mallowney, Jamestown were region athlete of the year nominees.

\*Century's Dan Keith was region coach of the year.

\*Legacy's Michael Janes earned all-state honors

\*All-WDA Singles: M. Janes, Legacy; B. Moylan, Legacy; Connor Mallowney, Jamestown; Charlie Wentz, Minot; Baylee Hatlewick, Jamestown;

\*All-WDA Doubles: Ronak Kumar-Mason Pitcher, Century; Connor Templeton-Mason Diehl, Minot; Joe Wegner-Robert Modin, Legacy; Rhy. Enget-P. Krom, Williston; Cole Bennion-Ryder Lunzman, Jamestown

BISMARCK DEMONS  
Overall Record: 0-14  
WDA Record: 0-6

A26 Minot Tourn 5th  
A31 @Century# 0-7L  
S6 @Mandan 0-9L  
S8 @WF Sheyenne 0-5L  
S8 @Fargo South 0-5L  
S9 Sheyenne Inv. 15th  
S12 @Jamestown 0-9L  
S14 MINOT 0-9L  
S15 WILLISTON 0-9L  
S16 W FARGO 0-5L  
S18 MANDAN# 1-4L  
S19 JAMESTOWN# 0-5L  
S26 CENTURY 0-9L  
S18 LEGACY 0-9L  
O5 Legacy\$ 0-5L  
O5 Mandan! 1-4L  
# Match did not count in WDA standings  
\$ West Region Quarterfinal  
! West Region Loser-out

CENTURY PATRIOTS  
Overall Record: 10-13  
WDA Record: 4-2

A25 Minot # 2-3L  
A25 Jamestown# 2-3L  
A25 Williston# 2-3L  
A26 Minot. Tourn. 4th  
A28 MANDAN 8-1W  
A31 BISMARCK # 7-0W  
S5 @Legacy# 2-5L  
S8 Wahpeton 5-0W  
S8 W Fargo 1-4L  
S9 F Shanley 0-5L  
S9 Sheyenne Invite. 13th  
S12 @Mandan# 6-1W  
S15 WF SHEYENNE 2-3L  
S16 WILLISTON 3-6L  
S21 LEGACY 1-8L  
S22 @Valley City 1-4L  
S22 F Davies 3-2W  
S26 @Bismarck 9-0W  
S28 MINOT 5-4W  
S29 JAMESTOWN 5-4W  
O5 Mandan\$ 4-1W  
O5 Legacy\$ 0-5L  
O5 Williston\$ 3-2W  
O12 GF Central^ 0-5L  
O12 F Shanley& 1-4L  
# Match did not count in WDA standings  
\$ West Region Quarterfinal  
\$ West Region Semifinal  
% West Region State Qualifier  
^ State Quarterfinal  
& State Consolation

JAMESTOWN BLUE JAYS  
Overall Record: 11-7  
WDA Record: 3-3

A25 Legacy# 1-4L  
A25 Century# 3-2W  
A25 Mandan# 0-5L  
A26 Minot Tourn. 3rd  
A29 LEGACY 1-8L  
S5 VALLEY CITY 5-4W  
S7 MINOT 3-6L  
S8 @W Fargo 3-2W  
S9 Sheyenne Invite 10th  
S12 BISMARCK 9-0W  
S16 WF SHEYENNE 2-7L  
S19 @Bismarck# 5-0W  
S21 @Mandan 9-0W  
S29 CENTURY 4-5L  
S30 @Williston 5-4W  
O5 Williston\$ 3-2W  
O5 Minot\$ 1-4L  
O5 Mandan\$ 4-1W  
O12 GF Red River^ 1-4L  
O12 Minot& 1-4L  
# Match did not count in WDA standings  
\$ West Region Quarterfinal  
\$ West Region Semifinal  
% West Region State Qualifier  
^ State Quarterfinal  
& State Consolation

LEGACY SABERS  
Overall Record: 17-8  
WDA Record: 5-1

A25 Williston# 5-0W  
A25 Jamestown# 4-1W  
A25 Minot# 3-2W  
A20 Minot Tourn. 1st  
A29 @Jamestown 8-1W  
A31 MINOT# 3-4L  
S5 CENTURY# 5-2W  
S7 WILLISTON 8-1W  
S8 WF Sheyenne 2-3L  
S8 F North 3-2W  
S8 F South 2-3L  
S8 Wahpeton 5-0W  
S9 Sheyenne Invite 2nd  
S12 @Minot 4-5L  
S15 W FARGO 4-1W  
S16 @F South 2-3L  
S16 @Shanley 2-3L  
S19 MANDAN 9-0W  
S21 @Century 8-1W  
S22 F Davies 3-2W  
S22 @Valley City 1-4L  
S28 @Bismarck 9-0W  
O5 Bismarck\$ 5-0W  
O5 Century\$ 5-1W  
O5 Minot\$ 3-2W  
O12 Shanley^ 3-2W  
O12 GF Central^^ 2-3L  
O12 Red River&& 2-3L  
# Match did not count in WDA standings  
\$ West Region Semifinal  
\$ West Region Championship  
^ State Quarterfinal  
^^ State Semifinal  
&& State 3rd Place

MANDAN BRAVES  
Overall Record: 3-14  
WDA Record: 1-5

A25 Williston# 1-4L  
A25 Minot# 0-5L  
A25 Jamestown# 0-5L  
A26 Minot Tourn. 6th  
A29 @Century 1-8L  
S5 BISMARCK 9-0W  
S8 @Valley City 1-4L  
S8 @F Davies 0-5L  
S9 Sheyenne Invite 15th  
S12 CENTURY# 1-6L  
S16 WF SHEYENNE 0-5L  
S18 @Bismarck# 4-1W  
S19 @Legacy 0-9L  
S21 JAMESTOWN 0-9L  
S29 @Williston 0-9L  
S30 @Minot 0-9L  
O5 Century\$ 4-1W  
O5 Bismarck! 4-1W  
O5 Jamestown# 1-4L  
# Match did not count in WDA standings  
\$ West Region Quarterfinal  
! West Region Loser-out  
% West Region State Qualifier

MINOT MAGICIANS  
Overall Record: 14-5  
WDA Record: 5-1

A25 Century# 3-2W  
A25 Mandan# 5-0W  
A25 Legacy# 2-3L  
A26 Minot Tourn. 2nd  
A29 @Williston# 7-0W  
A31 @Legacy# 4-3W  
S7 @Jamestown 6-3W  
S8 @WF Sheyenne 3-2W  
S8 @F North 3-2W  
S8 @F South 2-3L  
S9 Sheyenne Invite 7th  
S12 LEGACY 5-4W  
S14 @Bismarck 9-0W  
S25 WILLISTON 8-1W  
S28 @Century 4-5L  
S30 MANDAN 9-0W  
O5 Jamestown\$ 4-1W  
O5 Legacy\$ 2-3L  
O12 F South^ 2-3L  
O12 Jamestown! 4-1W  
O12 F Shanley!! 3-2W  
# Match did not count in WDA standings  
\$ West Region Semifinal  
\$ West Region Championship  
^ State Quarterfinal  
! State Loser-out  
!! State Consolation Championship

WILLISTON COVOTES  
Overall Record: 7-9  
WDA Record: 3-3

A25 Legacy# 0-5L  
A25 Mandan# 4-1W  
A25 Century# 3-2W  
A26 Minot Tourn. 5th  
A29 MINOT# 0-7L  
S7 @Legacy 1-8L  
S8 Wahpeton 5-0W  
S8 @F North 5-0W  
S8 @F Davies 1-4L  
S9 Sheyenne Invite 10th  
S15 @Bismarck 9-0W  
S15 WF Sheyenne 1-4L  
S16 @Century 6-3W  
S25 @Minot 1-8L  
S29 MANDAN 9-0W  
S30 JAMESTOWN 4-5L  
O5 Jamestown\$ 2-3L  
O5 Century! 2-3L  
# Match did not count in WDA standings  
\$ West Region Quarterfinal  
! West Region Loser-out

2017 WDA STANDINGS

Team	Conf.	Pts	Home	Away	GF	GA	Overall	Home	Away
Minot	10-1-1	31	5-0-1	5-1-0	47	7	13-6-1	5-0-1	8-6-0
Century	10-2-0	30	5-1-0	5-1-0	40	8	14-5-0	5-1-0	9-4-0
Bismarck High	9-2-1	28	5-1-0	4-1-1	61	8	15-2-1	5-1-0	9-1-1
Jamestown	5-7-0	15	2-4-0	3-3-0	12	34	8-9-0	4-5-0	4-4-0
Mandan	3-8-1	10	1-5-0	2-3-1	10	39	4-12-1	1-5-1	3-7-0
St. Mary's	3-9-0	9	2-4-0	1-5-0	8	39	3-12-0	1-4-0	2-7-0
Legacy	0-11-1	1	0-6-0	0-6-0	6	36	1-14-1	0-5-0	1-9-1

GF: Goals For; GA: Goals Allowed (WDA matches only)

2017 POSTSEASON REWIND

**Oct. 5**  
West Region Play-in Match, Mandan  
Legacy 1, St. Mary's 0 (OT)

**Oct. 7**  
West Region Tournament, Mandan  
State Qualifiers

Mandan 2, Jamestown 1  
Bismarck High 5, Legacy 0

**Championship**  
Century 1, Minot 0

**Oct. 12**  
ND State Tournament, Jamestown  
Quarterfinals

4E Fargo Shanley 2, 1W Century 1 (Penalty Kicks)  
3W Bismarck High 3, 2E Fargo South 2 (OT)  
1E West Fargo 8, 4W Mandan 1  
3E Fargo Davies 4, 2W Minot 2

**Oct. 13**  
ND State Tournament, Jamestown  
Loser-out

Century 4, Fargo South 2  
Minot 7, Mandan 1

**Semifinals**  
Bismarck High 2, Fargo Shanley 1 (OT)  
Fargo Davies 2, West Fargo 1 (Penalty Kicks)

**Oct. 14**  
ND State Tournament, Jamestown  
Fifth Place

Minot 2, Century 1  
**Third Place**

Fargo Shanley 2, West Fargo 1  
**Championship**  
Bismarck High 2, Fargo Davies 1



Minot Magicians

2017 WDA Champions



Century Patriots

2017 West Region Tournament Champions



Bismarck Demons

2017 ND State Champions

2017 WDA HEAD-TO-HEAD RESULTS

	BHS	CEN	JAM	LEG	MAN	MIN	STM
BHS		2-3L 0-1L	5-0W 5-0W	4-0W 6-0W	8-0W 4-0W	2-2T 2-1W	7-0W 6-1W
CEN	3-2W 1-0W		6-0W 6-0W	6-0W 4-1W	3-0W 3-0W	0-3L 0-2L	3-0W 5-0W
JAM	0-5L 0-5L	0-6L 0-6L		1-0W 2-1W	2-3L 3-0W	0-5L 0-8L	1-0W 3-0W
LEG	0-4L 0-6L	0-6L 1-4L	0-1L 1-2L		0-0T 0-2L	2-5L 0-2L	1-2L 1-2L
MAN	0-8L 0-4L	0-3L 0-3L	3-2W 0-3L	0-0T 2-0W		0-5L 0-7L	2-4L 3-0W
MIN	2-2T 1-2L	3-0W 2-0W	5-0W 8-0W	5-2W 2-0W	5-0W 7-0W		4-0W 3-1W
STM	0-7L 1-6L	0-3L 0-5L	0-1L 0-3L	2-1W 2-1W	4-2W 0-3L	0-3L 1-3L	

SEASON NOTES

\*This was the 23rd season of WDA/West Region play.  
\*For the first time, the titles of WDA champion, West Region champion and ND champion were held by different teams.  
\*Minot won its fifth WDA title and second in three years.

\*Century won its sixth West Region Tournament crown and second in a row.  
\*Bismarck High won its fourth state championship and second in three years.

\*Mandan qualified for the state tournament for the first time since 2009.

\*Century and Minot each posted eight shutouts in WDA play.

\*Bismarck High netted 61 goals in 12 WDA matches.

\*Minot's Avery Weishaar led the conference with 13 goals and 19 points in WDA matches.

\*Minot goalkeeper Jaden Francis posted a WDA-best seven shutouts.

\*Jamestown hosted the ND State Tournament.

\*Bismarck High and Century extended its consecutive state tournament appearance streak to 23 years.

\*The WDA finished 11-13-0 against EDC opponents.

\*Minot was the 2017 preseason coaches pick to win the WDA title.

\*Bismarck High's Tresor Mugwaneza was named region senior athlete of the year.

\*Minot's Creighton Bachmeier was named region coach of the year.

\*All-WDA selections: **Bismarck High**–Zac Schmidt, Dane Allen, Kaide Gimbel, Tresor Mugwaneza, Merci Ndaberewe; **Century**–Logan Brown, Fabian Lunell, Oumar Gueye, Zach Bares; **Jamestown**–Chase Jenison, Austin Shafer;

**Legacy**–Austin Wolf, Zach Ebach; **Mandan**–Evan Arenz, Ian Dahners, Andy Saucedo; **Minot High**–JJ Johannsen, Evan Bolinske, Avery Weishaar, Hadley Thomas; **St. Mary's**–Joel Bry, Joe Schon

\*All-state selections from the WDA **Bismarck High**–Tresor Mugwaneza, Merci Ndaberewe, Dane Allen; **Century**–Logan Brown, Fabian Lunell, Oumar Gueye; **Jamestown**–Austin Shafer; **Legacy**–Austin Wolf; **Mandan**–Ian Dahners; **Minot High**–JJ Johannsen, Avery Weishaar, Evan Bolinske

BISMARCK DEMONS

Overall Record: 15-2-1

WDA Record: 9-2-1

A18 Fargo North 3-0W

A18 WF Sheyenne 1-0W

A22 @Legacy 4-0W

A24 MANDAN 8-0W

A29 JAMESTOWN 5-0W

A31 @Minot 2-2T

S5 @Century 2-3L

S12 ST. MARY'S 7-0W

S16 LEGACY 6-0W

S19 @Mandan 4-0W

S21 MINOT 2-1W

S23 @Jamestown 5-0W

S26 CENTURY 0-1L

S28 @St. Marys 6-1W

O7 Legacy% 5-0W

O12 F South^ 3-2W(OT)

O13 F Shanley^^ 2-1W (OT)

O14 F Davies^^^ 2-1W

% West Region State Qualifier

^ ND State Quarterfinal

^^ ND State Semifinal

^^^ ND State Championship

CENTURY PATRIOTS

Overall Record: 14-5-0

WDA Record: 10-2-0

A18 Fargo South 1-0W

A18 Fargo Shanley 1-0W

A24 @Jamestown 6-0W

A29 MANDAN 3-0W

A31 @Legacy 6-0W

S5 BISMARCK 3-2W

S12 @Minot 0-3L

S14 @St. Mary's 3-0W

S16 @Moorhead 2-3L

S19 JAMESTOWN 6-0W

S21 @Mandan 3-0W

S23 LEGACY 4-1W

S26 @Bismarck 1-0W

S28 MINOT 0-2L

O3 ST. MARY'S 5-0W

O7 Minot! 1-0W

O12 F Shanley^ 1-2L(PK)

O13 F South! 4-2W

O14 Minot!! 1-2L

# West Region Championship

^ ND State Quarterfinal

! ND State Consolation

!! ND State Fifth Place

JAMESTOWN BLUE JAYS

Overall Record: 8-9-0

WDA Record: 5-7-0

A18 Fargo Shanley 1-3L

A18 Fargo South 3-2W

A22 ST. MARY'S 1-0W

A24 CENTURY 0-6L

A31 @Crocketon 2-0W

S5 MANDAN 2-3L

S9 FARGO NORTH 5-1W

S12 @Legacy 1-0W

S14 @Minot 0-5L

S16 @St. Mary's 3-0W

S19 @Century 0-6L

S23 BISMARCK 0-5L

S26 @Mandan 3-0W

S28 LEGACY 2-1W

O3 MINOT 0-8L

O7 Mandan% 1-2L

# West Region State Qualifier

LEGACY SABERS

Overall Record: 1-14-1

WDA Record: 0-11-1

A19 GF Central 0-1L

A19 GF Red River 0-2L

A22 BISMARCK 0-4L

A29 @St. Mary's 1-2L

A31 CENTURY 0-6L

S5 @Minot 2-5L

S12 JAMESTOWN 0-1L

S14 MANDAN 0-0T

S16 @Bismarck 0-6L

S21 ST. MARY'S 1-2L

S23 @Century 1-4L

S26 MINOT 0-2L

S28 @Jamestown 1-2L

O3 @Mandan 0-2L

O5 St. Mary'SS 1-0W(OT)

O7 Bismarck!% 0-5L

% West Region Play-in

%West Region State Qualifier

MANDAN BRAVES

Overall Record: 4-12-1

WDA Record: 3-8-1

A19 Fargo Davies 1-2L

A19 West Fargo 0-5L

A22 @Minot 0-5L

A24 @Bismarck 0-8L

A29 @Century 0-3L

A31 ST. MARY'S 2-4L

S5 @Jamestown 3-2W

S7 @St. Mary's 3-0W

S14 @Legacy 0-0T

S16 MINOT 0-7L

S19 BISMARCK 0-4L

S21 CENTURY 0-3L

S26 JAMESTOWN 0-3L

O3 LEGACY 2-0W

O7 Jamestown% 2-1W

O12 West Fargo^ 0-8L

O13 Minot! 1-7L

% West Region State Qualifier

^ ND State Quarterfinal

! ND State Consolation

MINOT MAGICIANS

Overall Record: 13-6-1

WDA Record: 10-1-1

A19 West Fargo 0-2L

A19 Fargo Davies 1-2L

A22 MANDAN 5-0W

A24 @St. Mary's 4-0W

A31 BISMARCK 2-2T

S5 LEGACY 5-2W

S8 @West Fargo 1-0W

S9 @Fargo Shanley 1-1L

S12 CENTURY 3-0W

S14 JAMESTOWN 5-0W

S16 @Mandan 7-0W

S19 ST. MARY'S 3-1W

S21 @Bismarck 1-2L

S26 @Legacy 2-0W

S28 @Century 2-0W

O3 @Jamestown 8-0W

O7 Century# 0-1L

O12 Fargo Davies^ 2-4L

O13 Mandan! 7-1W

O14 Century!! 2-1W

# West Region Championship

^ ND State Quarterfinal

# ND State Consolation

!! ND State Fifth Place

ST. MARY'S SAINTS

Overall Record: 3-12-0

WDA Record: 3-9-0

A19 GF Red River 0-4L

A19 GF Central 0-2L

A21 @Jamestown 0-1L

A24 MINOT 0-4L

A29 LEGACY 2-1W

A31 @Mandan 4-2W

S7 MANDAN 0-3L

S12 @Bismarck 0-7L

S14 CENTURY 0-3L

S16 JAMESTOWN 0-3L

S19 @Minot 1-3L

S21 @Legacy 2-1W

S28 BISMARCK 1-6L

O3 @Century 0-5L

O5 Legacy\$ 0-1L(OT)

\$ West Region Play-in

## 2017 SEASON RESULTS

Meet Finishes	1st	2nd	3rd	4th	5th	Other
Bismarck High	Once	Once	Once	Four	--	6th
Century	Once	Twice	Twice	--	Once	--
Dickinson	--	Twice	Once	--	Twice	7th, 8th, 8th
Jamestown	Once	Twice	Once	--	10th, 8th, 16th	--
Legacy	Four	Three	Once	--	--	--
Mandan	Once	--	Once	--	Once	6th, 9th, 8th, 8th, 6th, 10th
Minot	--	Once	--	Twice	Once	7th, 10th, 21st, 7th, 11th
TMCHS	--	--	Once	--	Once	13th, 19th, 14th, 9th, 18th
Williston	Twice	Four	Twice	--	Once	--

## 2017 POSTSEASON REWIND

**Oct. 14**  
**WDA Championships, Williston**  
**Team totals (5,000 meters)**  
 1. Legacy, 49; 2. Century, 59; 3. Williston, 81; 4. Bismarck High, 89; 5. Dickinson, 129; 6. Mandan, 181; 7. Minot, 188; 8. Jamestown, 233; 9. TMCHS, 233  
**Individual champion:** Evan Saylor, Century, 15:54.48  
**All-WDA (Top 20)**

1. Evan Saylor, Century, 15:54.48; 2. Morgan Fairbairn, Bismarck High, 16:13.18; 3. Carl Reis, Legacy, 16:18.84; 4. Isaiah Germolus, Legacy, 16:34.40; 5. Brady Yoder, Dickinson, 16:43.16; 6. Jacob Jensen, TMCHS, 16:43.61; 7. Micade Shumway, Williston, 16:52.39; 8. Austin Wald, Century, 16:54.82; 9. Jack Markle, Legacy, 16:57.30; 10. Leif Larsen, Williston, 16:59.33; 11. Mason Kindel, Century, 17:00.79; 12. Ryan Kohler, Century, 17:01.07; 13. Grant Gader, Legacy, 17:01.37; 14. Aiden Jung, Dickinson, 17:02.41; 15. Russell Swagger, Bismarck High, 17:05.03; 16. Nolan Maher, Bismarck High, 17:08.23; 17. Alvarado Gunnar, Williston, 17:12.48; 18. Will Olson, Williston, 17:13.86; 19. Elijah Willardson, Williston, 17:15.56; 20. Braden Will, Legacy, 17:16.28

**Oct. 28**

**Class A Meet, Valley City**

**Team Totals (5,000 meters)**

1. Century, 60; 2. Williston, 64; 3. Legacy, 85; 4. Bismarck High, 126; 5. Fargo North, 177; 6. G.F. Red River, 188; 7. Fargo Davies, 205; 8. Dickinson, 250; 9. Fargo Shanley, 283; 10. Mandan, 306; 11. Minot, 321; 12. G.F. Central, 339; 13. WF Sheyenne, 411; 14. West Fargo, 438; 15. Fargo South, 450; 16. Jamestown, 516; 17. Devils Lake, 651; 18. TMCHS, 678; 19. Valley City, 755  
**Individual champion:** Evan Saylor, Century, 15:42.0

**All-State (Top 20)**

1. Evan Saylor, Century, 15:42.0; 2. Morgan Fairbairn, Bismarck High, 16:04.9; 3. Alex Lux, Fargo North, 16:11.7; 4. Micade Shumway, Williston, 16:15.6; 5. Austin Wald, Century, 16:22.3; 6. Isaiah Germolus, Legacy, 16:22.3; 7. Gunnar Alvarado, Williston, 16:24.8; 8. Brady Yoder, Dickinson, 16:27.1; 9. Carl Reis, Legacy, 16:28.1; 10. Nolan Maher, Bismarck High, 16:28.9; 11. Ryan Kohler, Century, 16:30.9; 12. Jacob Jensen, TMCHS, 16:34.2; 13. Mason Kindel, Century, 16:34.9; 14. Leif Larsen, Williston, 16:36.3; 15. Aiden Jung, Dickinson, 16:42.0; 16. Caleb Yokom, Fargo North, 16:42.6; 17. Sean Korsmo, Bismarck High, 16:43.2; 18. Fynn Krenz, Williston, 16:43.8; 19. Jack Markle, Legacy, 16:44.8; 20. Andrew Lundstrom, Fargo Davies, 16:45.4  
 16:46.6



Legacy Sabers



Century Patriots



2017 WDA Champions



2017 Class A Champions

## 2017 WDA TOP MEET PERFORMERS (BY TEAM)

## Bismarck High

**Morgan Fairbairn**, 3rd, 16:53.51, Rusty Bucket; 3rd, 16:33.8 Rapid City Elks Meet; 2nd, 16:13, WDA Meet; 3: 9:29.83, River City Classic; 2nd, 16:04. Class A Meet; **Sean Korsmo**, 6th, 16:24.64, Anderson-Stavn Meet; 3rd, 16:34.7, GF Invite; **Juan Flores**, 17th, 17:39.68, Minot Souris Meet

## Century

**Evan Saylor**, 1st, 16:19.91, Rusty Bucket; 1st, 15:48.79, Anderson-Stavn; 3rd, 16:15.04, Willmar Meet; 1st, 15:54.48, WDA Meet; 1st, 9:11.76, River City Classic; 1st, 15:42.0, Class A Meet; **Griffin House**, 31st, 16:56.4, Blue-White Invite

## Dickinson

**Brady Yoder**, 4th, 17:59.8, Heen-Ihmels; 3rd, 17:02.65, Bowman Invite; 9th, 16:44.30, Mandan Kiwanis; 8th, 16:27.18, Anderson-Stavn; 1st, 16:35.40, Becki Wells Meet; 5th, 16:43.16, WDA Meet; 8th, 16:27.1 Class A Meet; **Aiden Jung**, 13th, 10:40, Roy Griak Meet

## Jamestown

**Justus Naumann**, 9th, 18:39, Jamestown Originals; 77th, 20:49.30, Willmar Meet; **Kaden Murray**, 3rd, 18:50, Hi-Liner Invite; **Jared Anderson**, 11th, 19:03.00, Salmi-Sahli Invite; **Chandler Rott**, 5th, 18:33.22, Devils Lake Invite; 55th, 17:53.8, Blue-White Invite; 17th, 18:08.53, Rugby Meet; 50th, 18:22.76, WDA Meet; 56th, 17:23.90, Class A Meet

## Legacy

**Beau Brannan**, 2nd, 16:41.01, Rusty Bucket; 4th, 16:26.07, Mandan Kiwanis; 4th, 16:23.18, Anderson-Stavn; 6th, 15:59.2, Blue-White Invite; 8th, 16:41.53, Willmar Meet; 1st, 16:31.32, Minot Souris; 2nd, 9:19.23, River City Classic, **Carl Reis**, 3rd, 16:18.84, WDA Meet; **Isaiah Germolus**, 6th, 16:22.30, Class A Meet

## Mandan

**Brady Johnson**, 3rd, 17:35, Jamestown Originals; 12th, 18:19.82, Rusty Bucket; 17th, 17:07.16, Mandan Kiwanis; 35th, 17:31.31, Anderson-Stavn; 21st, 17:40.4, Rapid City Elks Meet; 7th, 17:33.53, Becki Wells Invite; 21st, 17:20.80, WDA Meet; 12th, 9:50.63, River City Classic; 27th, 16:55.46, Class A Meet; **Ben Fishbeck**, 21st, 17:44.25, Minot Souris Meet

## Minot

**Deven Forbes**, 15th, 19:17.7; 23, Heen-Ihmels; 9, Minot Rabbit Run; 33rd, 18:02.49, Mandan Kiwanis; 31st, 17:23.30, Anderson-Stavn; 11th, 17:52.99, Becki Wells; 19th, 17:42.18, Minot Souris; 25th, 17:27.77, WDA Meet; 37th, 17:11.67, Class A Meet

## TMCHS (Belcourt)

**Jacob Jensen**, 2nd, 17:34, Jamestown Originals; 11th, 17:00.15, Mandan Kiwanis; 3rd, 17:51.22, Devils Lake Invite; 24th, 16:48.81, Blue-White Invite; 9th, 17:06.9, GF Invite; 4th, 16:50.18, Rugby Meet; 6th, 16:43.61, WDA Meet; 12th, 16:34.23, Class A Meet

## Williston

**Micade Shumway**, 3rd, 17:58.0, Heen-Ihmels; 1st, 16:50.94, Bowman Invite; 5th, 16:32.20, Mandan Kiwanis; 5th, 16:23.69, Anderson-Stavn; 5th, 15:55.5, Blue-White Invite; 1st, 16:46.88, Becki Wells; 3rd, 16:48.52, Minot Souris; 7th, 16:52.39, WDA Meet; 4th, 16:15.55, Class A Meet

## SEASON NOTES

\*This was the 46th season of WDA/West Region competition.

Century won its second straight Class A title and third overall.

\*The WDA took the top four spots in the Class A Meet (Century, Williston, Legacy, Bismarck High).

\*Legacy won its first-ever WDA Championship.

\*Seventeen WDA athletes earned all-state honors.

\*A WDA team has won the state team title every year since 2004.

\*Century's Evan Saylor became the first Patriot individual state champion since Mike Lindquist, 1993

\*Six WDA teams (BHS, Century, Legacy, Williston) had at least one all-state finisher (Century and Williston each had four).

\*Bismarck High, Century, Jamestown Legacy, Mandan, Williston all won regular season meets.

\*Century's Evan Saylor was named region senior athlete of the year.

\*Legacy's Andrew Reichenberg was named region coach of the year.

\*TMCHS' Jacob Jensen becomes first Braves' all-state runner since Charles Desjarlais was 7th in 2003.

\*Williston hosted the WDA Championship for the first time since 2011.

**S16 Anderson-Stavn Invite** 3rd

1. Evan Saylor, 15:48.79; 9. Austin Wald, 16:36.88; 12. Charlie Koebel, 16:57.21; 21. Mason Kindel, 17:01.86; 33. Cole Jensen, 17:28.25; 38. Brett Oviand, 17:41.50

**S23 Jensen Blue-White Invite** 5th

31. Griffin House, 16:56.4; 33. Ethan Bender, 16:58.6; 41. Hunter Hoehisel, 17:21.3; 45. Ryan Kohler, 17:30.2; 52. Luke Gasper, 17:37

**S25 Jamestown Stoudt Invite** 1st

1. Evan Saylor, 16:09; 6. Austin Wald, 16:59; 8. Brennan Tyler, 17:17; 9. Ryan Kohler, 17:24; 12. Hunter Hoehisel, 17:34

**S30 Willmar, MN Meet** 3rd

3. Evan Saylor, 16:15.04; 18. Austin Wald, 17:12.40; 19. Mason Kindel, 17:14.30; 34. Cole Jensen, 17:57.04; 36. Charlie Koebel, 17:59.12

**O14 WDA Championships** 2nd

1. Evan Saylor, 15:54.48; 8. Austin Wald, 16:54.82; 11. Mason Kindel, 17:00.79; 12. Ryan Kohler, 17:01.07; 28. Cole Jensen, 17:30.11;

**O18 River City Classic** No Scores Kept

1. Evan Saylor, 9:11.76; 5. Austin Wald, 9:37.97; 13. Ryan Kohler, 9:52.14; 14. Charlie Koebel, 9:52.42; 15. Cole Jensen, 9:55.98

**O28 Class A Meet** 1st

6. Beau Brannan, 15:41.98; 5. Austin Wald, 16:22.26; 19. Ryan Kohler, 16:30.88; 13. Mason Kindel, 16:34.90; 30. Diego Guzman, 16:58.26

**DICKINSON MIDGETS**

**WDA Finish:** 5th

**Class A Finish:** 8th

**A26 Heen-Ihmels Invite** 3rd

4. Brady Yoder, 17:59.8; 5. Aiden Jung, 18:07.4; 16. Garrett Hughes, 19:10.7; 20. Hunter Gregoire, 19:23.3; 26. Braden Groll, 20:27.

**A31 Bowman Meet** 2nd

3. Brady Yoder, 17:02.65; 8. Aiden Jung, 17:40.49; 9. Hunter Gregoire, 17:58.33; 10. Garrett Hughes, 18:04.48; 17. Reece Anderson, 19:23.38

**S9 Mandan Kiwanis** 5th

1. Evan Saylor, 16:44.30; 9. Aiden Jung, 16:58.50; 41. Garrett Hughes, 18:25.64; 49. Hunter Gregoire, 18:55.30; 52. Braden Groll, 18:58.27

**S16 Anderson-Stavn Invite** 7th

8. Brady Yoder, 16:27.18; 22. Aiden Jung, 17:05.01; 37. Garrett Hughes, 17:38.78; 58. Hunter Gregoire, 18:18.11; 69. Braden Groll, 18:35.05

**S23 Roy Griak Invite** 8th

13. Aiden Jung, 10:40.20; Brady Yoder, 10:48; 68. Garrett Hughes, 11:17; 115. Hunter Gregoire, 11:37; 168. Braden Groll, 11:51

**S29 Becki Wells Invite** 2nd

1. Brady Yoder, 16:35.40; 5. Aiden Jung, 17:30.31; 10. Garrett Hughes, 17:48.55; 24. Braden Groll, 18:27.38; 30. Hunter Gregoire, 18:43.81

**O14 WDA Championships** 5th

5. Brady Yoder, 16:43.16; 14. Aiden Jung, 17:02.41; 38. Hunter Gregoire, 17:47.45; 43. Garrett Hughes, 17:51.52; 51. Braden Groll, 18:24.65

**O28 Class A Meet** 8th

8. Brady Yoder, 16:27.04; 5. Aiden Jung, 16:41.95; 35. Garrett Hughes, 17:21.49; 82. Hunter Gregoire, 17:55.99; 91. Braden Groll, 18:06.81

**JAMESTOWN BLUE IAYS**

**WDA Finish:** 8th

**Class A Finish:** 16th

**A26 Jamestown Original** 2nd

9. Justus Naumann, 18:39.00; 10. Kaden Murray, 18:49.00; 11. Chandler Rott, 18:57.00; 12. Jared Anderson, 19:00.00; 14. Hunter Mitchell, 19:29.00

**S3 Hi-Liner Meet** 1st

3. Kaden Murray, 18:50; 4. Chandler Rott, 19:03; 7. Jared Anderson, 19:20; 10. Ben Anteau, 19:30

**S12 Michah Koel, 19:57**

**S21 Salmi-Sahli Meet** 3rd

11. Jared Anderson, 19:03.00; 14. Kaden Murray, 19:14.39; 18. Chandler Rott, 19:37.50; 19. Hunter Mitchell, 19:41.86; 22. Justus Naumann, 19:50.64; 19:59.07

**S15 Devils Lake Invite** 2nd

5. Chandler Rott, 18:33.22; 7. Micah Koel, 18:35.82; 8. Kaden Murray, 19:00.31; 9. Hunter Mitchell, 19:05.74; 12. Jared Anderson, 19:20.53

**S23 Jensen Blue-White Invite** 10th

5. Chandler Rott, 17:53.8; 59. Jared Anderson, 17:55.8; 69. Hunter Mitchell, 18:13.0; 76. Beau Anteau, 18:34.94; 84. Micah Koel, 18:24.8

**S30 Willmar Meet** Inc.

7. Justus Naumann, 20:49.30; 80. Jonah Johnson, 21:44.74

**O7 Rugby Meet** 3rd

14. Chandler Rott, 18:08.53; 27. Ben Anteau, 18:49.32; 28. Micah Koel, 18:51.14; 29. Jared Anderson, 18:53.07; 39. Hunter Mitchell, 19:15.25

**O14 WDA Championships** 8th

50. Chandler Rott, 18:22.76; 54. Ben Anteau, 18:30.94; 61. Micah Koel, 18:45.25; 71. Hunter Mitchell, 19:13.10; 81. Thomas Schmiedeleberg, 19:26.00

**O28 Class A Meet** 16th

56. Chandler Rott, 17:23.90; 100. Ben Anteau, 18:49.11

18:17.71; 114. Thomas Schmiedeleberg, 18:32.40; 122. Micah Koel, 18:39.77; 124. Hunter Mitchell, 18:42.55

**LEGACY SABERS**

**WDA Finish:** Champion

**Class A Finish:** 3rd

**A31 Rusty Bucket** 1st

2. Beau Brannan, 16:41.01; 4. Isaiah Germolus, Legacy, 17:01.67; 7. Carl Reis, Legacy, 17:23.40; 8. Jack Markle, Legacy, 17:24.26; 11. Braden Gilbertson, 17:42.06

**S9 Mandan Kiwanis** 2nd

4. Beau Brannan, 16:26.07; 6. Isaiah Germolus, 16:38.58; 12. Carl Reis, 17:01.57; 14. Jack Markle, 17:03.84; 21. Braden Gilbertson, 17:13.95

**S16 Anderson-Stavn Invite** 2nd

4. Beau Brannan, 16:23.18; 10. Isaiah Germolus, 16:39.64; 12. Carl Reis, 16:45.28; 19. Jack Markle, 16:58.02; 27. John Ness, 17:08.51

**S23 Jensen Blue-White Invite** 1st

6. Beau Brannan, 15:59.2; 7. Isaiah Germolus, 16:14.2; 10. Carl Reis, 16:19.10; 15. Jack Markle, 16:25.25; 25. Braden Gilbertson, 16:49.8

**S30 Willmar Meet** 2nd

8. Beau Brannan, 16:41.53; 17. Isaiah Germolus, 17:10.17; 37. Carl Reis, 17:23.54; 70. John Ness, 17:40.38; 88. Braden Gilbertson, 18:01.94

**O7 Minot Souris Meet** 1st

1. Beau Brannan, 16:31.32; 2. Isaiah Germolus, 16:47.87; 4. Carl Reis, 16:56.23; 7. Jack Markle, 17:04.17; 10. John Ness, 17:08.60

**O14 WDA Championships** 1st

3. Carl Reis, 16:18.84; 4. Isaiah Germolus, 16:34.40; 5. Jack Markle, 16:57.30; 13. Grant Gader, 17:01.37; 6. Jacob Jensen, 17:01.37

**O18 River City Classic** No Scores Kept

2. Beau Brannan, 9:19.23; 4. Isaiah Germolus, 9:35.41; 6. Carl Reis, 9:40.68; 9. Braden Will, 9:45.10; 10. Jack Markle, 9:45.99

**O28 Class A Meet** 3rd

6. Isaiah Germolus, 16:22.30; 9. Carl Reis, 16:28.08; 19. Jack Markle, 16:44.72; 25. Beau Brannan, 16:52.95; 36. Grant Gader, 16:53

**MANDAN BRAVES**

**WDA Finish:** 6th

**Class A Finish:** 10th

**A26 Jamestown Originals** 1st

3. Braden Johnson, 17:35.00; 4. Mason Brown, 17:52.03; 7. Ben Fishbeck, Mandan, 18:13.00; 13. August Fleck, 19:25.00; 15. Mason Schreder, 19:35.00

**A31 Rusty Bucket** 4th

12. Braden Johnson, 18:19.82; 20. Ben Fishbeck, 18:25.82; 45

2017 SEASON RESULTS

Meet Finishes	1st	2nd	3rd	4th	5th	Other
Bismarck High	Four	--	Twice	Once	Once	--
Century	--	Twice	Three	Twice	--	--
Dickinson	Once	Twice	--	Twice	--	7th, 19th, 14th
Jamestown	Once	Twice	Once	Once	--	10th, 10th, 7th, 15th
Legacy	--	Once	Once	Once	Three	6th, 9th, 9th, 11th
Mandan	--	Once	Once	Once	Twice	8th, 40th, 6th, 9th
Minot	Twice	Three	--	Once	Once	--
TMCHS	--	--	--	--	--	7th, 17th, 6th
Williston	--	Once	--	Once	Once	9th, 9th, 8th, 7th, 8th, 16th

2017 POSTSEASON REWIND

Oct. 14

WDA Championships, Williston

Team totals

1. Bismarck High, 5:21; 2. Minot, 6:37; 3. Century, 7:17; 4. Dickinson, 13:2; 5. Legacy, 13:38; 6. Mandan, 15:17; 7. Jamestown, 8. Williston; TMCHS, Inc.

Individual champion: Kelby Rinas, Mandan, 18:22.16

All-WDA (Top 20)

1. Kelby Rinas, Mandan, 18:22.16; 2. Mattie Shirley-Fairbairn, Bismarck High, 18:34.81; 3. Lindsey Werner, Legacy, 18:49.79; 4. Meghan Ford, Jamestown, 18:54.09; 5. Eleni Lovgren, Williston, 19:00.11; 6. Emily Goldade, Century, 19:10.20; 7. Erin Palmer, Century, 19:51.00; 8. Callie Clausnitzer, Bismarck High, 19:26.51; 9. Abby Hoffarth, Minot, 19:47.86; 10. Reece Vorachek, Bismarck High, 19:59.04; 11. Allie Wahlund, Minot, 20:06.24; 12. Symone Beld, Dickinson, 20:06.52; 13. Morgan Wald, Bismarck High, 20:07.89; 14. Maria Moore, Mandan, 20:08.12; 15. Adrianna Wilder, Minot, 20:08.71; 16. Trinity Jensen, Minot, 20:10.80; 17. Maliah Burke, Century, 20:26.37; 18. Katie Wald, Century, 20:29.17; 19. Aislin Anderson, Century, 20:32.32; 20. Jilee Golus, Bismarck High, 20:49.49

Oct. 28

Class A Meet, Valley City

Team totals

\*1. Fargo Davies, 88; 2. G. F. Central, 88; 3. Century, 89; 4. Bismarck High, 99; 5. Minot, 149; 6. Fargo North, 189; 7. West Fargo Sheyenne, 206; 8. West Fargo, 219; 9. Mandan, 300; 10. G. F. Red River, 319; 11. Legacy, 327; 12. Shanley, 357; 13. Devils Lake, 359; 14. Dickinson, 372; 15. Jamestown, 380; 16. Williston, 431; 17. Fargo South, 611; 18. Valley City, 643

Individual champion: Kelby Rinas, Mandan, 18:15.8

All-state (Top 20)

1. Kelby Rinas, Mandan, 18:15.8; 2. Mattie Shirley-Fairbairn, Bismarck High, 18:25.2; 3. Lindsey Werner, Legacy, 18:28.6; 4. Emily Goldade, Century, 18:35.5; 5. Erin Palmer, Century, 18:36.6; 6. Rachel Torrey, GF Central, 18:38.6; 7. Meghan Ford, Jamestown, 18:38.6; 8. Mikayla Weiss, GF Central, 18:46.9; 9. Alexis Roehl, GF Central, 18:52.0; 10. Eleni Lovgren, Williston, 19:01.0; 11. Megan Lundstrom, Fargo Davies, 19:01.0; 12. McKenna Lovehag, Fargo Davies, 19:11.1; 13. Anna Lien, Fargo North, 19:18.4; 14. Caleigh Anderson, WF Sheyenne, 19:27.4; 15. Callie Clausnitzer, Bismarck High, 19:29.8; 16. Abby Hoffarth, Minot, 19:32.9; 17. Shalae Lindell, Century, 19:42.1; 18. Ryleigh Wacha, Fargo Davies, 19:43.1; 19. Reece Vorachek, Bismarck High, 19:46.2; 20. Hope Pringle, West Fargo, 19:47.3

\*Won tie-break



Bismarck Demons



2017 WDA Champions

SEASON NOTES

\*This was the 39th season of WDA/West Region competition.

\*Bismarck High won its 12th WDA Championship.

\*Three WDA teams finished in the top five at the Class A meet (Century 3rd, BHS, 4th; Minot, 5th)

\*Mandan's Kelby Rinas became the first Mandan runner to win a Class A individual title.

\*Mandan's K. Rinas was the first Mandan runner to win a WDA individual title since Jody Fox in 1989.

\*Bismarck High, Dickinson, Jamestown and Minot all won regular season meets.

\*Eleven WDA runners earned all-state honors, representing seven different teams.

\*The top five spots in the Class A Meet were held by WDA runners (All were juniors or younger).

\*Minot's Adrianna Wilder was named region senior athlete of the year.

\*Minot's Carla Wahlund was named region coach of the year.

\*Williston hosted the WDA Championships for the first time since 2011.

\*Fargo Davies needed a tie-break over GF Central to claim the Class A title.

CENTURY PATRIOTS

WDA Finish: 2nd

Class A Finish: 4th

A31 Rusty Bucket 2nd

5. Emily Goldade, 15:14.80; 6. Erin Palmer, 15:25.59; 9. Katie Wald, 16:28.82; 12. Shalae Lindell, 16:41.05; 15. Aislin Anderson, 16:46.62

S9 Mandan Kiwanis 3rd

4. Emily Goldade, 19:39.25; 5. Erin Palmer, 19:39.78; 19. Shalae Lindell, 20:57.35; 23. Katie Wald, 21:12.64; 26. Addison Willett, 21:43.36

S16 Anderson-Stavn Invite 2nd

2. Emily Goldade, 18:19.80; 11. Erin Palmer, 19:32.89; 18. Katie Wald, 20:18.77; 31. Gracie Grinseiner, 21:09.05; 35. Kate Weigum, 21:27.11

S23 Janssen Blue-White Invite 2nd

1. Emily Goldade, 17:54.34; 5. Erin Palmer, 18:35.3; 24. Katie Wald, 20:00.2; 25. Shalae Lindell, 20:00.9; 38. Aislin Anderson, 20:19.7

S30 Willmar Meet 4th

3. Emily Goldade, 19:02.37; 17. Erin Palmer, 20:04.97; 30. Shalae Lindell, 21:14.44; 32. Katie Wald, 21:16.63; 44. Aislin Anderson, 21:43.53

O14 WDA Championships 2nd

6. Emily Goldade, 19:10.20; 7. Erin Palmer, 19:11.00; 18. Katie Wald, 20:29.17; 19. Aislin Anderson, 20:32.32; 30. Addison Willett, 21:28.23

O14 WDA Championships 2nd

3. Emily Goldade, 11:05.94; 4. Erin Palmer, 11:09.07; 9. Shalae Lindell, 11:38.92; 12. Katie Wald, 11:44.35; 16. Aislin Anderson, 11:55.53

O28 Class A Meet 9th

4. Emily Goldade, 18:35.50; 5. Erin Palmer, 18:35.99; 17. Shalae Lindell, 19:41.20; 29. Katie Wald, 20:01.27; 34. Aislin Anderson, 20:09.34

DICKINSON MIDGETS

WDA Finish: 4th

Class A Finish: 14th

A31 Heen-Imhels Meet 2nd

3. Symone Beld, 22:21.8; 9. Mali Lewis, 23:32.7; 10. Aleigha Villars, 23:39.4; 13. Delayne Zubke, 23:5.5; 14. Sierra Ratz, 23:56.0

A18 Bowman Invite 1st

2. Symone Beld, 20:50.95; 3. Delayne Zubke, 21:50.51; 4. Sierra Lewis, 21:55.33; 5. Aleigha Villars, 21:59.87; 6. Amalia Lewis, 22:11.08

S9 Mandan Kiwanis 4th

13. Symone Beld, 20:26.61; 25. Delayne Zubke, 21:42.88; 31. Aleigha Villars, 21:53.08; 35. Raghyn Murphy, 22:18.45; 42. Amalia Lewis, 22:38.71

S16 Anderson-Stavn Invite 7th

22. Symone Beld, 20:30.82; 37. Delayne Zubke, 21:33.12; 38. Raghyn Murphy, 21:38.37; 39. Amalia Lewis, 21:46.83; 40. Aleigha Villars, 21:49.18

S23 Roy Griak Invite 19th

35. Symone Beld, 13:11.63; 63. Delayne Zubke, 13:16.92; 72. Sierra Ratz, 22:04.80; 24. Mattie Obirgiewitch, 22:09.68; 25. Delayne Zubke, 22:12.50

O14 WDA Championships 4th

12. Symone Beld, 20:06.52; 31. Aleigha Villars, 21:28.57; 32. Sierra Ratz, 21:33.46; 33. Raghyn Murphy, 21:34.79; 38. Amalia Lewis, 21:55.96

O28 Class A Meet 14th

43. Symone Beld, 20:19.84; 78. Aleigha Villars, 21:14.93; 81. Raghyn Murphy, 21:18.54; 82. Mattie Obirgiewitch, 21:19.56; 88. Delayne Zubke, 21:28.59

JAMESTOWN BLUE JAYS

WDA Finish: 7th

Class A Finish: 15th

A26 Jamestown Original 1st

2. Meghan Ford, 19:26.00; 11. Amanda Sargeant, 22:52.00; 17. Alyssa Allen, 23:51.00; 18. Peyton Rudnick, 23:54.00; 19. Jaymee George, 24:01.00

S3 Valley City Meet 2nd

1. Meghan Ford, 18:56; 4. Amanda Sargeant, 22:30; 12. Jaymee George, 24:51; 19. Emily Sargeant, 26:13; 20. Peyton Rudnick, 26:37

O7 Salmi-Sahil Invite 3rd

1. Meghan Ford, 19:23.72; 23. Amanda Sargeant, 24:25.71; 24. Jaymee George, 24:38.61; 26. Peyton Rudnick, 25:29.01; 27. Alyssa Allen, 25:45.05

O28 Class A Meet 2nd

1. Meghan Ford, 19:23.58; 11. Alexis Kirkeby, 22:44.86; 12. Teralyn Coombs, 22:46.30; 15. Amanda Sargeant, 22:52.27; 20. Jaymee George, 23:18.48

S23 Jansen Blue-White Invite 10th

67. Amanda Sargeant, 21:31.76; 71. Teralyn Coombs, 21:38.2; 72. Alexis Kirkeby, 21:39.4; 84. Jaymee George, 21:59.2; 88. Peyton Rudnick, 22:10.9

S30 Willmar Meet 10th

5. Meghan Ford, 19:09.28; 68. Amanda Sargeant, 22:51.62; 72. Jaymee George, 23:01.13; 74. Alexis Kirkeby, 23:03.67; 77. Teralyn Coombs, 23:20.13

O7 Rugby Booster Meet 1st

1. Meghan Ford, 18:50.14; 24. Alexis Kirkeby, 22:07.77; 30. Peyton Rudnick, 22:29.76; 32. Jaymee George, 22:34.26; 40. Amanda Sargeant, 22:48.2

22:52.15

O14 WDA Championships 7th

4. Meghan Ford, 18:54.09; 45. Eliza Herrick, 22:12.69; 46. Teralyn Coombs, 22:16.29; 48. Jaymee George, 22:31.71; 53. Alexis Kirkeby, 22:55.27

O28 Class A Meet 15th

7. Meghan Ford, 18:38.60; 79. Teralyn Coombs, 21:16.07; 85. Jaymee George, 21:26.51; 102. Amanda Sargeant, 21:48.02; 107. Peyton Rudnick, 21:54.74

LEGACY SABERS

WDA Finish: 5th

Class A Finish: 11th

A31 Rusty Bucket 3rd

4. Lindsey Werner, 15:05.12; 10. Peyton Jensen, 16:34.38; 27. Emily Cooper, 17:51.79; 38. Liz Holzer, 18:59.49; 40. Leah Kelsch, 19:07.09

S9 Mandan Kiwanis 6th

3. Lindsey Werner, 19:19.87; 21. Peyton Jensen, 21:03.44; 44. Emily Cooper, 22:52.90; 52. Liz Holzer, 23:26.13; 73. Rachel Holzer, 25:04.79

S16 Anderson-Stavn Invite 5th

7. Lindsey Werner, 19:00.41; 10. Jadyn Guidinger, 19:23.99; 33. Peyton Jensen, 21:12.28; 44. Kaydee Wescom, 21:53.65; 61. Emily Cooper, 22:31.62

O28 Class A Meet 5th

2. Lindsey Werner, 18:15.6; 7. Jadyn Guidinger, 18:49.7; 29. Peyton Jensen, 20:09.1; 55. Emily Cooper, 21:06.93; 19. Liz Holzer, 22:18.5

S30 Willmar, MN Meet 9th

4. Lindsey Werner, 19:05.37; 46. Peyton Jensen, 21:48.34; 64. Kaydee Wescom, 22:43.90; 75. Emily Cooper, 23:04.89; 90. Rachel Holzer, 23:55.88

O7 Minot Souris Meet 9th

36. Peyton Jensen, 21:45.36; 54. Emily Cooper, 23:03.77; 76. Leah Kelsch, 25:04.31; 88. Skyler Skees, 26:15.74; 101. Tera Sandra, 35:40.24

O14 WDA Championships 5th

3. Lindsey Werner, 18:49.79; 22. Peyton Jensen, 20:58.80; 39. Emily Cooper, 21:57.02; 40. Kaydee Wescom, 22:04.16; 59. Liz Holzer, 23:13.68

O18 River City Classic No Scores Kept

2. Lindsey Werner, 10:56.10; 18. Peyton Jensen, 12:00.00; 45. Liz Holzer, 13:18.48; 54. Rachel Holzer, 13:44.77; 58. Leah Kelsch, 13:57.71

O28 Class A Meet 11th

3. Lindsey Werner, 18:28.58; 59. Peyton Jensen, 20:47.25; 64. Jadyn Guidinger, 20:59.23; 89. Kaydee Wescom, 21:29.42; 112. Emily Cooper, 21:58.86

MANDAN BRAVES

WDA Finish: 6th

Class A Finish: 9th

A26 Jamestown Originals 2nd

1. Kelly Rinas, 18:38.00; 7. Alayna Hill, 22:15.00; 9. Amaya Ramsey, 22:38.00; 23. Mindy Barchenger, 24:23.00; 29. Darbi Defoe, 26:37.0

A31 Rusty Bucket 4th

1. Kelly Rinas, 14:26.31; 20. Alayna Hill 17:29.68; 24. Amaya Ramsey, 17:44.68; 42. Faith Siebert, 19:19.73; 43. Darbi Defoe, 19:20.80

S9 Mandan Kiwanis 5th

16. Maria Moore, 20:53.85; 50. Amaya Ramsey, 22:19.26; 62. Mindy Barchenger, 24:15.65; 63. Natasha Troxel, 24:23.92

S16 Anderson-Stavn Invite 8th

1. Kelly Rinas, 18:06.74; 21. Maria Moore, 20:25.80; 59. Amaya Ramsey, 22:19.00; 67. Natasha Troxel, 23:16.35; 73. Darbi Defoe, 23:38.67

S23 Roy Griak Invite 40th

7. Kelly Rinas, 18:59.17; 304. Maria Moore, 22:17; 399. Amaya Ramsey, 25:50; 304. Mindy Barchenger, 26:19; 309. Jaiden Horner, 28:02; 31. Natasha Troxel, 28:13

S29 Becki Wells Invite 3rd

1. Kelly Rinas, 18:29.76; 8. Maria Moore, 20:21.24; 21. Amaya Ramsey, 21:59.18; 31. Alayna Hill, 22:33.58; 37. Natasha Troxel, 23:21.46

O7 Minot Souris Meet 5th

1. Kelly Rinas, 18:52.07; 15. Maria Moore, 20:24.51; 50. Amaya Ramsey, 22:57.71; 51. Alayna Hill, 23:00.10; 62. Darbi Defoe, 23:24.23

O14 WDA Championships 6th

2.008.12.50. Amaya Ramsey, 22:32.58; 65. Darbi Defoe, 23:38.80; 78. Faith Siebert, 24:29.19;

O18 River City Classic No Scores Kept

6. Maria Moore, 11:30.98; 26. Amaya Ramsey, 12:24.48; 27. Acey Elkins, 12:25.01; 31. Anna Bendish, 12:33.04; 32. Whitney McGee, 12:35.42

O22 Class A Meet 9th

1. Kelly Rinas, 18:15.71; 22. Maria Moore, 19:49.54; 66. Amaya Ramsey, 21:00.79; 96. Acey Elkins, 21:39.64; 115. Anna Bendish, 22:09.96

MINOT MAGICIANS

WDA Finish: 2nd

Class A Finish: 5th

A26 Heen-Imhels Meet 1st

1. Allie Wahlund, 19:00.92; 2. Abby Hoffarth, 21:52.71; 4. Allie Nelson, 22:36.2; 5. Ashley Nelson, 22:48.2

22:48.2; 7. Maliah Burke, 23:30.3

S1 Minot Meet 1st

1. Abigail Hoffarth, 19:35.62; 3. Allie Wahlund, 20:19.86; 6. Allie Nelson, 20:35.15; 7. Ashley Nelson, 20:42.43; 8. Brooke Keller, 21:01.11

S9 Mandan Kiwanis 2nd

1. Abigail Hoffarth, 19:45.99; 11. Adrianna Wilder, 20:19.86; 14. Allie Wahlund, 20:25.75; 18. Ashley Nelson, 20:56.26; 20. Maliah Burke, 20:59.90;

S16 Anderson-Stavn Invite 2nd

12. Abby Hoffarth, 19:46.10; 13. All

2017 WDA/AAA WEST REGION STANDINGS

Team	Conf.	Home	Away	Streak	PF	PA	Overall	Home	Away
xCentury	6-0	3-0	3-0	W6	184	42	9-2	4-2	4-0
yBismarck High	5-1	2-1	4-0	W1	232	118	8-3	6-0	2-3
yMinot	4-2	2-1	2-1	W2	161	100	8-4	4-2	4-2
yLegacy	3-3	1-2	2-1	L1	122	154	5-5	2-2	3-3
Mandan	2-4	1-2	1-2	W1	106	105	4-5	2-2	2-3
Dickinson	1-5	0-3	1-2	L2	90	211	1-8	0-5	1-3
Williston	0-6	0-3	0-3	L6	42	197	1-8	1-3	1-4

PF: Points For; PA: Points Allowed (WDA only)  
x-WDA champion y-Playoff qualifier

2017 AA WEST REGION STANDINGS

Team	Conf.	Home	Away	Streak	PF	PA	Overall	Home	Away
x-Fargo Shanley	9-0	4-0	5-0	W12	332	63	10-1	5-1	5-1
x-St. Mary's	7-2	4-1	3-1	L1	256	85	9-2	5-0	4-1
y-Devils Lake	6-3	4-1	2-2	L2	168	196	7-4	5-1	2-3
y-Jamestown	6-3	3-2	3-1	L1	203	136	6-4	3-2	3-2
y-Watford City	6-3	3-1	3-2	L2	172	168	7-4	3-1	4-3
y-Wahpeton	4-5	2-1	0-4	L2	152	138	4-6	2-2	1-4
Grafton	3-6	2-3	1-3	W1	134	281	3-6	2-3	1-3
Central Cass	3-6	2-2	1-4	L9	177	247	3-6	2-2	1-4
TMCHS	1-8	1-3	0-5	L9	160	287	1-8	1-3	0-5
Valley City	0-9	0-5	0-4	L9	60	342	0-9	0-5	0-4

x- Clinched first round playoff bye y-Playoff qualifier  
Points For; PA: Points Allowed (AA West Region only)

2017 POSTSEASON REWIND

2017 ND State AAA and AA

Football Playoffs  
Friday, Oct 27  
AAA Quarterfinals  
2W Bismarck High 42, 3E Fargo South 15  
1W Century 24, 4E Fargo Davies 21  
3W Minot 66, 2E WF Sheyenne 37  
1E West Fargo 49, 4W Legacy 7  
Friday, Nov. 3  
AAA Semifinals  
West Fargo 29, Bismarck High 22  
Minot 14, Century 10  
Friday, Nov. 10  
Dakota Bowl  
AAA Championship, Fargodome  
West Fargo 56, Minot 28

Saturday, Oct. 28

AA Quarterfinals  
No. 5 Watford City 6, No. 4 Jamestown 3  
No. 3 Devils Lake 43, No. 6 Wahpeton 28  
Saturday, Nov. 4  
AA Semifinal  
St. Mary's 30, Devils Lake 0  
Fargo Shanley 17, Watford City 6  
Friday, Nov. 10  
Dakota Bowl  
AA Championship, Fargodome  
St. Mary's 31, Fargo Shanley 12



Bismarck Century Patriots

2017 WDA Champions



St. Mary's Saints

2017 AA Champions

2017 AAA WDA HEAD-TO-HEAD RESULTS

	BHS	CEN	DCK	LEG	MAN	MIN	WIL
BHS		15-34L	62-26W	50-22W	27-20W(OT)	35-14W	43-2W
CEN	34-15W		34-0W	23-13W	14-7W	38-7W	41-0W
DCK	26-62L	0-34L		22-30L	6-31L	7-41L	29-13W
LEG	22-50L	13-23L	30-22W		16-10W	0-36L	41-13W
MAN	20-27L(OT)	7-14L	31-6W	10-16L		20-35L	15-14W
MIN	14-35L	38-7W	41-7W	36-0W	35-20W		28-0W
WIL	2-43L	0-41L	13-29L	13-41L	14-15L	0-28L	

SEASON NOTES

\*This was the 79th season of WDA/West Region play.  
\*The WDA AAA dropped to seven members following the re-alignment of football classifications by the NDHSAA.  
\*Century won its eighth WDA title.  
\*Minot reached the AAA title game for the third time in the last four seasons.

\*St. Mary's won its fourth Class AA title in the last five seasons and-ninth overall title.

\*Since 2013, St. Mary's is 53-5 in AA

\*AAA playoff qualifiers were: Century, Bismarck High, Minot, Legacy  
\*AA playoff qualifiers were: Shanley, St. Mary's, Devils Lake, Jamestown, Watford City, Wahpeton.

\*Jamestown, which participated in the AA class, hosted its first playoff game since 1994.

\*Mandan played its final game at Faris Field on Sept. 8 (vs. Century) and then played its first-ever game at the Starion Sports Complex on Sept. 29 (vs. Legacy).

\*Century won the first-ever game played at the Bismarck Sanford Sports Complex on Sept. 1 (win vs. GF Red River).

\*Bismarck High extended its playoff appearance streak to 23 consecutive seasons.

\*Century's Jakob Olson was AAA region athlete of the year.

\*Century's Ron Wingenbach was region coach of the year.

\*WDA AAA teams went 13-14 against AAA EDC foes in 2017.

\*All-WDA/AAA W. Region selections: **Bismarck Century:** Riley Roesler, Reyer Fenoff, Tanner Thorsness, Devyn Vance, Nathan Kraft, Kade Lynch, Jakob Olson, Levi Rockey, Oliver Nelson, Cole Leier  
**Bismarck High:** Bennett Beehler, Zach Strombeck, Chase Dockter, Mark Stumpf, Jalen Sprecher, Will Madler, Trajan Jangula, Isaiah Olsen, Zac Schmidt  
**Bismarck Legacy:** Austin Wolf, Jason Hoekstra, Matt Kaylor, Taylor Morrison, Jake Hudson, Devin Beck  
**Dickinson:** Brady Steiner, Krew Mathern, Martin Lopez, Conner Hoenke, Brady Steiner  
**Mandan:** Noah Gerhardt, Trae Steckler, Elijah Klein, Jaxon Duttonhefer, Quinn Halstengard  
**Minot High:** Logan Krueger, Hunter Swartwout, Lofton Klabunde, Peyto Lamoureux, Creighton Rudolph, Logan Krueger, Tyler Stenberg  
**Williston:** Connor Remus, Dylan Evans, Colin Kok, Hunter Gentry

BISMARCK DEMONS

AAA Overall Record: 8-3  
WDA Record: 5-1  
A26 FARGO DAVIES 48-26W  
S1 @West Fargo 0-41L  
S8 @Minot 35-14W  
S14 MANDAN 27-20W(OT)  
S22 FARGO SOUTH 41-14W  
S29 WILLISTON 43-2W  
O6 LEGACY 50-22W  
O13 @Century 15-34L  
O18 @Dickinson 62-26W  
O27 F SOUTH 42-15W  
N3 @West Fargo\$5 22-29L  
\$ State AAA Quarterfinals  
\$\$ State AAA Semifinals

CENTURY PATRIOTS

AAA Overall Record: 9-2  
WDA Record: 6-0  
A25 @WF Sheyenne14-16L  
S1 GF RED RIVER 42-8W  
S8 @Mandan 14-7W  
S15 DICKINSON 34-0W  
S22 @Williston 41-0W  
S30 MINOT 38-7W  
O6 F DAVIES 38-25W  
O13 BISMARCK 34-15W  
O18 @Legacy 23-13W  
O27 F DAVIES \$ 24-21W  
N3 MINOT \$ 10-14L  
\$ State AAA Quarterfinals  
\$\$ State AAA Semifinals

DICKINSON MIDGETS

AAA Overall Record: 1-8  
WDA Record: 1-5  
A26 F NORTH 9-23L  
S1 @GF Central 13-35L  
S8 LEGACY 22-30L  
S15 @Century 0-34L  
S22 MANDAN 6-31L  
S29 @ Sheyenne 0-28L  
O6 @Williston 29-13W  
O12 MINOT 7-41L  
O18 BISMARCK 26-62L

LEGACY SABERS

AAA Overall Record: 5-5  
WDA Record: 3-3  
A25 @GF Red River26-0W  
S1 WF SHEYENNE 44-42W  
S8 @Dickinson 30-22W  
S16 WEST FARGO 7-39L  
S22 @Minot 0-36L  
S29 @Mandan 16-10W  
O6 @Bismarck 22-50L  
O13 WILLISTON 41-13W  
O18 CENTURY 13-23L  
O27 @W Fargo \$ 7-49L  
\$ State AA Quarterfinals

MANDAN BRAVES

Overall Record: 4-5  
WDA Record: 2-4  
A25 GF CENTRAL 40-0W  
S1 @Fargo South 15-21L(OT)  
S8 CENTURY 7-14L  
S14 @Bismarck 20-27L(OT)  
S22 @Dickinson 31-6W  
S29 LEGACY 10-16L  
O6 @Minot 20-35L  
O12 @Fargo North 29-14W  
O18 WILLISTON 15-14W

MINOT MAGICIANS

AAA Overall Record: 8-4  
WDA Record: 4-2  
A25 WEST FARGO 20-26L  
S1 @Fargo Davies 59-32W  
S8 BISMARCK 14-35L  
S15 @Williston 28-0W  
S22 LEGACY 36-0W  
S30 @Century 7-38L  
O6 MANDAN 35-20W  
O12 @Dickinson 41-7W  
O18 GF RED RIVER 47-15W  
O27 SHEYENNES 66-37W  
N3 @Century\$ 14-10W  
N10 West Fargo\$5 28-56L  
\$ State AAA Quarterfinals  
\$\$ State AAA Semifinals  
\$\$\$ State AAA Championship

WILLISTON COYOTES

AAA Overall Record: 1-8  
WDA Record: 0-6  
A25 FARGO SOUTH 0-28L  
S1 @Fargo North 18-21L  
S8 GF CENTRAL 13-0W  
S15 MINOT 0-28L  
S22 CENTURY 0-41L  
S29 @Bismarck 2-43L  
O6 DICKINSON 13-29L  
O13 @Legacy 13-41L  
O18 @Mandan 14-15L

JAMESTOWN BLUE JAYS

AAA Overall Record: 6-4  
ND AA Record: 6-3  
A25 @F Shanley 7-14L  
S1 WATFORD CITY 43-6W  
S8 @Central Cass 29-26W  
S15 TMCHS 14-0W  
S22 ST. MARY'S 10-17L  
S29 @Valley City 42-6W  
O6 WAHPETON 35-8W  
O14 @Devils Lake 13-14L  
O21 @Grafton 52-15W  
O28 WATFORD C.S 3-6L  
\$ State AA Quarterfinals

ST. MARY'S SAINTS

AA Overall Record: 9-2  
ND AA Record: 7-2  
A25 GRAFTON 49-0W  
S1 @Valley City 49-0W  
S8 WAHPETON 35-0W  
S16 DEVILS LAKE 35-0W  
S22 @Jamestown 17-10W  
S29 F SHANLEY 14-17L  
O6 @Watford City 22-24L  
O12 CENTRAL CASS38-20W  
O18 @TMCHS 41-14W  
N4 DEVILS LAKE\$ 30-0W  
N10 F Shanley\$5 31-12W  
\$ State AA Semifinals  
\$\$\$ State AAA Championship

TMCHS (BELCOURT) BRAVES

AA Overall Record: 1-8  
ND AA Record: 1-8  
A25 VALLEY CITY 48-12W  
S1 @Wahpeton 6-34L  
S8 DEVILS LAKE 18-55L  
S15 @Jamestown 0-14L  
S22 @Shanley 14-63L  
S29 WATFORD CITY 14-73L  
O6 @Central Cass 26-27L(OT)  
O13 @Grafton 20-34L  
O18 ST. MARY'S 14-41L



2017 SEASON MEET RESULTS

Meet Finishes	1st	2nd	3rd	4th	5th	Other
Bismarck High	--	--	--	--	Twice	6th, 6th, 8th, 6th, 8th, 14th
Century	Nine	--	--	Once	--	--
Dickinson	--	--	--	Four	Once	10th, 13th
Jamestown	--	Once	Once	--	--	11th, 7th, 16th
Legacy	--	--	Twice	Twice	--	7th, 7th, 6th, 11th
Mandan	--	--	Once	--	Once	6th, 9th, 8th, 6th, 8th
Minot	Twice	Four	Twice	--	--	--
Williston	--	Three	Four	Once	--	6th, 8th

2017 POSTSEASON REWIND

Nov. 4 WDA Championships	Paige Keller)	Palmer, Lexi Duchscherer)
<b>Mandan Aquatic Center, Bismarck Team totals</b>	100 Backstroke: B. Rittenbach, Century, :56.84	200 Freestyle: Lexi Ljunggren, GF Central, 1:51.74
1. Century, 575.5; 2. Minot, 374; 3. Williston, 251.5; 4. Dickinson, 225.5; 5. Mandan, 221; 6. Legacy, 188.5; 7. Jamestown, 148; 8. Bismarck High, 125	100 Breaststroke: C. Palmer, Century, 1:06.01	200 IM: V. Herrmann, Century, 2:03.49
<b>Individual Champions</b>	400 Freestyle Relay: Century, 3:36.01 (L. Duchscherer, V. Herrmann, C. Palmer, B. Rittenbach)	50 Freestyle: L. Duchscherer, Century, :23.55
200 Medley Relay: Century, 1:47.50 (Brianna Rittenbach, Vanessa Herrmann, Carly Pallmer, Lexi Duchscherer)	<b>Nov. 10-11 N.D. State Meet</b>	1M Diving: Mya Winjum, Fargo Davies, 427.85 points
200 Freestyle: V. Herrmann, Century, 1:55.56	<b>Bismarck Aquatic and Wellness Center, Bismarck Team totals</b>	100 Butterfly: Anna Astrup, Fargo North, :57.85
200 IM: Rylie Webb, Minot, 2:15.65	1. Century, 400; 2. Fargo Davies, 315; 3. Minot, 243.5; 4. G.F. Red River, 195; 5. West Fargo, 174.5; 6. WF Sheyenne, 156; 7. G.F. Central, 146; 8. Williston, 137; 9. Fargo North, 114; 10. Fargo South, 104.5; 11. Legacy, 93.5; 12. Mandan, 90; 13. Dickinson, 56; 14. Bismarck High, 53; 15. Fargo Shanley, 25; 16. Jamestown, 20	500 Freestyle: L. Ljunggren, GF Central, 5:05.20
200 Freestyle Relay: Century, :23.69	<b>Individual winners</b>	200 Freestyle Relay: Century, 1:39.04 (L. Duchscherer, Andrea Frank, Gracie Zottnick, Paige Keller)
1M Diving: Olivia Lacher, Mandan, 431.05 points	200 Medley Relay: Century, 1:45.27 (Briana Rittenbach, Vanessa Herrmann, Carly	100 Backstroke: B. Rittenbach, Century, :57.11
100 Freestyle: L. Duchscherer, Century, :51.81		100 Breaststroke: V. Herrmann, Century, 1:02.89
100 Butterfly: C. Palmer, Century, 1:00.86		400 Freestyle Relay: Century, 3:36.48 (B. Rittenbach, Sarah Dorrheim, V. Herrmann, C. Palmer)
500 Freestyle: V. Herrmann, Century, 5:00.72		
200 Freestyle Relay: Century, 1:43.86 (Sarah Dorrheim, Andrea Frank, Gracie Zottnick,		



Bismarck Century Patriots

2017 WDA Champions

2017 ND State Champions

2017 WDA TOP EVENT PERFORMERS (BY TEAM)

200 Freestyle	100 Freestyle	200 Freestyle Relay	400 Freestyle Relay	1M Diving
Bismarck High-Natalie Becker, 2:12.58	Minot-Emily Brugman, 1:01.38	Legacy-Emma McKenzie, 1:30.11	Bismarck High-3:59.38 (E. Becker, E. Auch, N. Becker, T. Pollert)	Brugman, B. Brooks
Century-Gracie Zottnick, 2:02.78	Williston-Demi Peterson, 1:00.29	Mandan-Mayson Sheldon, 1:09.06	Century-3:36.48 (B. Rittenbach, Sarah Dorrheim, V. Herrmann, Carly Palmer)	Mandan-Mayson Sheldon, J. Logan, D. Peterson, B. Logan)
Dickinson-Korie Rieley, 2:05.10	100 Freestyle	Williston-Jenny Logan, 1:07.59	Dickinson-3:51.08 (H. Rathgeber, K. Wanner, B. Ashworth, K. Rieley)	
Jamestown-Jordyn Mewes, 2:15.83	Bismarck High-M. Kuhn, :57.86		Jamestown-4:03.20 (Calli Lynch, C. Baugh, Jordyn Mewes, C. Kiecker)	
Legacy-Bella Vilhauer, 2:08.64	Century-Lexi Duchscherer, :51.81		Legacy-3:50.60 (O. Schuchard, R. Minh, H. Zeien, B. Pennington)	
Mandan-Kaitlynn Haag, 2:03.75	Dickinson-Korie Rieley, 5:39.14		Mandan-3:59.88 (Lexie Keller, Kiana Haag, Ashlyn Haag, K. Haag)	
Minot-Hannah Zaderaka, 2:00.30	Jamestown-M. Mandan, :56.27		Minot-3:42.31 (P. Luzardo, E. Brugman, R. Webb, H. Zaderaka)	
Williston-Brandy Logan, 2:07.54	Legacy-Olivia Schuchard, :55.60		Williston-3:49.28 (B. Logan, E. Schmit, T. Knudsen, D. Peterson)	
	Mandan-Lexie Keller, :58.17			
	Minot-H. Zaderaka, :54.47			
	Williston-Brandy Logan, :56.69			
	500 Freestyle			
	Bismarck High-Erin Becker, 5:54.31			
	Century-Izzy Koebele, 5:28.90			
	Dickinson-Korie Rieley, 5:39.14			
	Mandan-Mayson Sheldon, 2:16.91			
	Legacy-Mckayla Donat, 5:34.88			
	Mandan-K. Haag, 5:31.73			
	Minot-Ashley Chabot, 5:32.78			
	Williston-T. Knudsen, 5:35.34			
	100 Backstroke			
	Bismarck High-Emma Auch, 1:10.61			
	Century-Briana Rittenbach, :57.11			
	Dickinson-Charley Rathgeber, 1:06.10			
	Jamestown-Noelle Thompson, 1:07.00			
	Legacy-Becca Pennington, 1:00.98			
	Mandan-Grace Kuntz, 1:08.94			
	Minot-Jordan Wolsky, 1:01.80			
	Williston-Torgun Knudsen, 1:04.42			
	100 Breaststroke			
	Bismarck High-K. Brodersen, 1:13.21			
	Century-V. Herrmann, 1:02.89			
	Dickinson-Briana Ashworth, 1:10.62			
	Jamestown-Tyler Alonge, 1:18.42			

SEASON NOTES

\*This was the 46th season of WDA/West Region competition.

\*Century won its seventh state title and third in a row. The Patriots won seven events.

\*Century's Vanessa Herrmann was a double winner at the ND State Meet in the 200 IM and 100 breaststroke.

\*Century's Briana Rittenbach won the state 100 backstroke and Lexi Duchscherer won the 50 freestyle.

\*Century won its sixth WDA title, winning 10 of 12 events and setting three new meet records.

\*Century and Minot were the only WDA teams to win meets this season.

\*Century's V. Herrmann was named region and state senior athlete of the year.

\*Century's Kathy Aspaas was region coach of the year.

\*Bismarck hosted both the WDA and ND State meets.

\*All-WDA selections were:

Century: Vanessa Herrmann, Lexi Duchscherer, Carly Palmer, Brianna Rittenbach, Olivia Bender, Sara Dorrheim, Izzy Koebele, Tess Sether, Grace Zottnick; **Minot High:** Rylie Webb, Hannah Zaderaka, Jordn Wolsky, Emily Brugman, Addisyn Widdel, Olivia Schoffstall; **Mandan:** Mayson Sheldon, Kaitlynn Haag, Olivia Lacher; **Williston:** Demi Peterson, Jenny Logan, Madison Fagerland; **Dickinson:** Brianna Ashworth, Korie Rieley

**Legacy:** Olivia Schuchard; **Bismarck High:** Ellie Eggli; Jamestown: Chea Baugh

\*WDA all-state selections

**Century:** L. Duchscherer, V. Herrmann, C. Palmer, B. Rittenbach; **Mandan:** O. Lacher; **Minot:** O. Schoffstall, R. Webb, A. Widdel; **Williston:** D. Peterson

**BISMARCK HIGH DEMONS**

WDA Finish: 8th  
State Finish: 14th

Duals: 1-4-1

A25 Williston Sprints	5th
A26 Williston Invite	6th
A31 @Mandan	L
S8 Capital City Duals	6th
S9 Capital City Invite	8th
S14 JAMESTOWN	L
S22 @Legacy	T
S26 @Minot	L
S30 Mandan Invite	6th
O7 Minot Invite	8th
O13 Marney Shirley Invite	5th
O17 @Dickinson	L
O26 Century Triangular	3rd
N4 WDA Championships	8th
N11 ND State Meet	14th

**CENTURY PATRIOTS**

WDA Finish: Champion  
State Finish: Champion

Duals: 8-0

A25 Williston Sprints	1st
A26 Williston Invite	1st
A31 @Mandan, Dickinson	WW
S8 Capital City Duals	1st
S9 Capital City Invite	1st
S12 LEGACY	W
S19 @Jamestown	W
S23 Maroon-Gold Invite	4th
S26 @Minot	W
S30 Minot Invite	1st
O6 GF Central, Red River	WW
O7 Minot Invite	1st
O13 @WF Sheyenne, F. Davies	WW
O14 Fargo Invite	1st
O26 CENTURY TRIANGULAR	1st
N4 WDA Championships	1st
N11 ND State Meet	1st

**DICKINSON MIDGETS**

WDA Finish: 4th  
State Finish: 13th

Duals: 3-6

A25 Williston Sprints	4th
A26 Williston Invite	5th
A31 @Mandan, Century	LL
S15 @GF Central	L
S16 UND Invite	10th
S23 @Williston	L
S29 @Legacy	W
O3 LEGACY	W
O13 @Jamestown	L
O14 Marney Shirley Invite	4th
O17 BISMARCK HIGH	W
O27 MOORHEAD, MN	L

**JAMESTOWN BLUE JAYS**

WDA Finish: 7th  
State Finish: 16th

Duals: 2-7

A25 @GF Red River, GF Central	LL
S9 JAMESTOWN OCTAGON	2nd
S14 @Legacy, Bismarck High	LW
S16 UND Invite	11th
S19 CENTURY	W
S29 @Fargo North	L
O13 WILLISTON, DICKINSON	LW
O14 MARNEY SHIRLEY INVITE	3rd
O17 MINOT	L
N4 WDA Championships	7th
N11 ND State Meet	16th

**LEGACY SABERS**

WDA Finish: 6th  
State Finish: 11th

Duals: 0-7

A25 Williston Sprints	3rd
A26 Williston Invite	3rd
A31 @Minot	L
S8 Capital City Duals	4th
S9 Capital City Invite	7th
S14 JAMESTOWN	W
S21 @Mandan	L
S22 BISMARCK HIGH	T
S29 @Minot	L
S30 Mandan Invite	4th
O3 @Dickinson	L
O7 Minot Invite	7th
O26 Century Triangular	2nd
N4 WDA Championships	6th
N11 ND State Meet	11th

**MANDAN BRAVES**

WDA Finish: 5th  
State Finish: 12th

Duals: 6-6

A31 BISMARCK, CENTURY, DICK.	WWL
S8 MINOT	L
S9 Capital City Invite	6th
S15 @Fargo Davies	L
S16 UND Invite	9th
S21 LEGACY	W
S29 WILLISTON, CAMPBELL CO., T.B.	WLL
S30 MANDAN INVITE	8th
O7 Minot Invite	6th
O13 @Fargo South	W
O14 Fargo Invite	8th
O17 @West Fargo	L
O26 @Minot	L
O28 Dickinson Meet	3rd

N4 WDA Championship 5th  
N11 ND State Meet 12th

**MINOT MAJETTES**

WDA Finish: 2nd  
Class A Finish: 3rd

Duals: 8-1

A26 Williston Invite	2nd
A31 LEGACY	W
S8 @Mandan	W
S9 Capital City Invite	3rd
S15 @GF Central	W
S16 UND Invite	1st
S21 WILLISTON	W
S26 CENTURY, BISMARCK	LW
S30 Mandan Invite	2nd
O6 WF SHEYENNE	W
O7 MINOT INVITE	2nd
O14 Marney Shirley Invite	1st
O17 JAMESTOWN	W
O26 MANDAN	W
N4 WDA Championships	2nd
N11 ND State Meet	3rd

**WILLISTON COYOTES**

WDA Finish: 3rd  
State Finish: 8th

Duals: 3-1

A26 Williston SPRINTS	2nd
A26 WILLISTON INVITE	3rd
S8 Capital City Duals	3rd
S9 Capital City Invite	3rd
S16 UND Invite	6th
S21 @Minot	L
S23 DICKINSON	L
S29 @Mandan	W
S30 Mandan Invite	3rd
O13 @Jamestown	W
O14 Marney Shirley Invite	2nd
O28 Dickinson Meet	2nd
N4 WDA Championships	3rd
N11 ND State Meet	8th

2017 WDA/WEST REGION STANDINGS

Team	GP	Conf.	Home	Away	SW-SL	Overall	Home	Away	Neutral
Jamestown	18	17-1	9-0	8-1	5-11	37-6	9-0	8-1	16-4
Century	18	17-1	9-0	8-1	53-8	36-8	9-0	8-1	19-7
Legacy	18	14-4	7-2	7-3	44-23	27-13	7-2	7-3	13-8
Mandan	18	11-7	6-3	5-4	45-25	26-17	9-3	4-5	13-9
Bismarck High	18	10-8	7-2	3-6	35-30	25-18	7-2	3-6	15-10
Minot	18	8-10	5-4	3-6	31-36	20-20	5-4	3-6	12-10
St. Mary's	18	7-11	5-4	2-7	30-37	19-22	6-4	2-7	11-11
Dickinson	18	4-14	2-7	2-7	19-44	10-29	6-9	2-8	2-12
Williston	18	2-16	1-8	1-8	9-48	3-29	1-8	1-9	1-12
TMCHS	18	0-18	0-9	0-9	0-54	1-32	0-9	0-11	1-11

Note: SW-SL (Sets Won-Sets Loss in WDA matches only) Jamestown earned the top seed in the W. Region Tournament based on Sets Won-Sets Loss differential with Century

2017 POSTSEASON REWIND

West Region Tournament Play-in Nov. 2	Bismarck High 3, Minot 1	Century 3, Jamestown 2
No. 7 St. Mary's 3, No. 10 TMCHS (Belcourt) 0	Mandan 3, Legacy 2	Third Place
No. 8 Dickinson 3, No. 9 Williston 0	Championship	Mandan 3, Valley City 2
West Region Tournament, Mandan Nov. 5	Class A Tournament, Fargo	Fifth Place
Quarterfinals	Nov. 16	West Fargo 3, Bismarck High 0
No. 1 Jamestown 3, No. 8 Dickinson 0	4W Mandan 3, 1E W Fargo 2	Seventh Place
No. 4 Bismarck High 3, No. 5 Mandan 1	2W Jamestown 3, 3E F Davies 0	Fargo Davies 3, Devils Lake 0
No. 2 Century 3, No. 7 St. Mary's 0	1W Century 3, 4E Devils Lake 0	
No. 3 Legacy 3, No. 6. Minot 0	2E Valley City 3W Bismarck High 0	
Nov. 10	Nov. 17	
Losar-out	Consolation	
Mandan 3, Dickinson 0	West Fargo 3, Fargo Davies 0	
Minot 3, St. Mary's 2	Devils Lake 3, Bismarck High 2	
Semifinals	Semifinals	
Jamestown 3, Bismarck High 1	Jamestown 3, Mandan 2	
Century 3, Legacy 1	Century 3, Valley City 1	
Nov. 13	Nov. 20	
State Qualifiers	Class A Tournament, Fargo Championship	



Bismarck Century Patriots

2017 WDA Co-Champions



Jamestown Blue Jays

2017 WDA Co-Champions



2017 West Region Tournament Champions



2017 Class A Champions

2017 WDA HEAD-TO-HEAD RESULTS

	BHS	CEN	DIK	JAM	LEG	MAN	MIN	STM	TM	WIL
BHS		0-3L 0-3L	3-0W 3-0W	0-3L 0-3L	0-3L 2-3L	1-3L 3-2W	2-3L 3-0W	3-2W 3-2W	3-0W 3-0W	3-0W 3-0W
CEN	3-0W 3-0W		3-0W 3-0W	0-3L 3-2W	3-0W 3-1W	3-1W 3-2W	3-1W 3-0W	3-0W 3-1W	3-0W 3-0W	3-0W 3-0W
DIK	0-3L 0-3L	0-3L 0-3L		1-3L 1-3L	0-3L 1-3L	0-3L 0-3L	1-3L 1-3L	2-3L 0-3L	3-0W 3-0W	3-1W 3-1W
JAM	3-0W 3-0W	3-0W 2-3L	3-1W 3-1W		3-1W 3-0W	3-2W 3-0W	3-0W 3-0W	3-0W 3-0W	3-0W 3-0W	3-0W 3-0W
LEG	3-0W 3-2W	0-3L 1-3L	3-0W 3-1W	1-3L 0-3L		3-2W 3-2W	3-0W 3-1W	3-2W 3-1W	3-0W 3-0W	3-0W 3-0W
MAN	3-1W 2-3L	1-3L 2-3L	3-0W 3-0W	2-3L 2-3L	2-3L 2-3L		3-2W 3-1W	3-0W 3-0W	3-0W 3-0W	3-0W 3-0W
MIN	3-2W 0-3L	1-3L 0-3L	3-1W 3-1W	0-3L 0-3L	0-3L 1-3L	2-3L 1-3L		2-3L 3-1W	3-0W 3-1W	3-0W 3-1W
STM	2-3L 2-3L	0-3L 1-3L	3-2W 3-0W	0-3L 0-3L	2-3L 1-3L	0-3L 0-3L	3-2W 1-3L		3-0W 3-0W	3-0W 3-0W
TM	0-3L 0-3L	0-3L 0-3L	0-3L 0-3L	0-3L 0-3L	0-3L 0-3L	0-3L 0-3L	0-3L 0-3L	0-3L 0-3L	0-3L 0-3L	0-3L 0-3L
WIL	0-3L 0-3L	0-3L 0-3L	1-3L 1-3L	0-3L 0-3L	0-3L 0-3L	0-3L 0-3L	0-3L 1-3L	0-3L 0-3L	3-0W 3-0W	

SEASON NOTES

\*This was the 35th season of WDA/West Region play.

\*Century won its third straight Class A title, joining F. North as the only team to win three in a row.

\*Century played in its seventh consecutive state title match.

\*For the eighth time, two WDA teams met in the Class A title match (Century vs. Jamestown).

\*Jamestown and Century shared the WDA title; Jamestown earned the top seed in the W. Region Tournament based on its sets won-sets loss record vs. the Patriots.

\*Century, Jamestown, Mandan and Bismarck High qualified for the state tournament.

\*Mandan's third place finish at the Class A Tournament was its best finish since being runner-up in 2004.

\*Jamestown's Megan Gaffaney was region and state senior athlete of the year.

\*Mandan hosted the West Region Tournament.

\*WDA went 49-53 in matches against EDC opponents.

\*WDA Reg. Season Stat Leaders:

Kills: W. Thomas, Legacy, 13.3;

Blocks: M. Mortensen, Dickinson, 2.7;

Assists: B. Nelson, Minot, 33.3;

Digs: H. Schiele, Jamestown, 23.3;

Aces: M. Gaffaney, Jamestown, 2.7

\*All-WDA selections: Bismarck Century; Lauren Ware, Katelyn Selsky, Megan Anderson

Bismarck High: Lexus Mosbrucker, Lauryn Andre

Bismarck Legacy: Whitney Thomas, Kayla Schreiner

Bismarck St. Mary's: Taylor Gerv-ing

Dickinson: Mariah Mortensen

Jamestown: Megan Gaffaney, Hannah Schiele, Courtney Peterson, McKayla Kurtz

Mandan: Kennedy Harris, Megan Zander, Elizabeth Leingang

Minot High: Rylee Terrel

N16 Valley City\* 0-3L

N17 Devils Lake! 3-2W

N18 West Fargo!! 0-3L

\*Match counted for two wins/losses in standings

! West Region State Qualifier

! West Region State Qualifier

! West Region State Qualifier

! West Region State Qualifier

! West Region State Qualifier

! West Region State Qualifier

! West Region State Qualifier

! West Region State Qualifier

! West Region State Qualifier

! West Region State Qualifier

! West Region State Qualifier

! West Region State Qualifier

! West Region State Qualifier

! West Region State Qualifier

! West Region State Qualifier

! West Region State Qualifier

! West Region State Qualifier

! West Region State Qualifier

! West Region State Qualifier

! West Region State Qualifier

! West Region State Qualifier

! West Region State Qualifier

! West Region State Qualifier

! West Region State Qualifier

! West Region State Qualifier

! West Region State Qualifier

! West Region State Qualifier

! West Region State Qualifier

! West Region State Qualifier

! West Region State Qualifier

! West Region State Qualifier

! West Region State Qualifier

! West Region State Qualifier

! West Region State Qualifier

! West Region State Qualifier

! West Region State Qualifier

! West Region State Qualifier

! West Region State Qualifier

! West Region State Qualifier

! West Region State Qualifier

! West Region State Qualifier

! West Region State Qualifier

! West Region State Qualifier

! West Region State Qualifier

! West Region State Qualifier

! West Region State Qualifier

! West Region State Qualifier

! West Region State Qualifier

! West Region State Qualifier

! West Region State Qualifier

! West Region State Qualifier

! West Region State Qualifier

! West Region State Qualifier

! West Region State Qualifier

! West Region State Qualifier

! West Region State Qualifier

! West Region State Qualifier

! West Region State Qualifier

! West Region State Qualifier

! West Region State Qualifier

! West Region State Qualifier

! West Region State Qualifier

! West Region State Qualifier

! West Region State Qualifier

! West Region State Qualifier

! West Region State Qualifier

! West Region State Qualifier

! West Region State Qualifier

! West Region State Qualifier

! West Region State Qualifier

! West Region State Qualifier

N11 Century\$55 1-3L

N16 Fargo Davies\* 3-0W

N17 Mandan^^ 3-2W

N18 Century^^^ 2-3L

\*Match counted for two wins/losses in standings

! West Region State Qualifier

! West Region State Qualifier

! West Region State Qualifier

! West Region State Qualifier

! West Region State Qualifier

! West Region State Qualifier

! West Region State Qualifier

! West Region State Qualifier

! West Region State Qualifier

! West Region State Qualifier

! West Region State Qualifier

! West Region State Qualifier

! West Region State Qualifier

! West Region State Qualifier

! West Region State Qualifier

! West Region State Qualifier

! West Region State Qualifier

! West Region State Qualifier

! West Region State Qualifier

! West Region State Qualifier

! West Region State Qualifier

! West Region State Qualifier

! West Region State Qualifier

! West Region State Qualifier

! West Region State Qualifier

! West Region State Qualifier

! West Region State Qualifier

! West Region State Qualifier

! West Region State Qualifier

! West Region State Qualifier

! West Region State Qualifier

! West Region State Qualifier

! West Region State Qualifier

! West Region State Qualifier

! West Region State Qualifier

! West Region State Qualifier

! West Region State Qualifier

! West Region State Qualifier

! West Region State Qualifier

! West Region State Qualifier

! West Region State Qualifier

! West Region State Qualifier

! West Region State Qualifier

! West Region State Qualifier

! West Region State Qualifier

! West Region State Qualifier

! West Region State Qualifier

! West Region State Qualifier

! West Region State Qualifier

! West Region State Qualifier

! West Region State Qualifier

! West Region State Qualifier

! West Region State Qualifier

! West Region State Qualifier

! West Region State Qualifier

! West Region State Qualifier

! West Region State Qualifier

! West Region State Qualifier

! West Region State Qualifier

! West Region State Qualifier

! West Region State Qualifier

! West Region State Qualifier

! West Region State Qualifier

! West Region State Qualifier

! West Region State Qualifier

! West Region State Qualifier

! West Region State Qualifier

! West Region State Qualifier

! West Region State Qualifier

2017-18 WDA/WEST REGION STANDINGS

Team	Conf.	Home	Away	Streak	Overall	Home	Away	Neutral
x-Bismarck High	9-0	4-0	5-0	W9	17-0	4-0	5-0	8-0
x-Minot	8-1	3-1	5-0	W4	17-4	3-1	5-1	9-2
x-Mandan	6-3	3-0	3-3	W1	11-6	3-0	2-3	6-3
x-Century	6-3	2-1	4-2	W1	21-7	2-1	3-1	16-5
TMCHS	5-4	2-2	3-2	L2	13-6	4-2	2-1	7-3
Dickinson	4-5	4-0	0-5	L1	9-5	5-0	0-4	4-1
Legacy	3-6	0-5	3-1	W1	10-6	2-5	2-1	6-0
Jamestown	2-7	0-3	2-4	L2	9-15	0-4	2-4	7-7
Williston	1-8	1-3	0-5	L1	3-10	1-3	0-4	2-3
St. Mary's	1-8	0-4	1-4	L7	1-13	0-4	1-3	0-6

Teams play a single round robin schedule. Streak reflects only WDA dual matches x-Clinched a Class A state dual tournament berth

2017-18 POSTSEASON REWIND

Feb. 10 West Region Tournament, Minot Team totals

1. Bismarck High, 260.5; 2. Minot, 208.5; 3. Mandan, 159; 4. Century, 152; 5. TMCHS Belcourt, 144.5; 6. Dickinson, 135; 7. Legacy, 105.5; 8. St. Mary's, 70; 9. Jamestown, 64; 10. Williston, 42.5

Individual champions

106: Kelly Armstrong, Minot; 113: Reece Barnhardt, St. Mary's 120: Laken Boese, BHS; 126: Ryan Ripplinger, BHS; 132: Brody Armstrong, Minot; 138: Dawson Zerr, TMCHS; 145: Devin Steidler, BHS; 152: Isaac Berger, Mandan; 160: Thomas Scheet, Legacy; 170: Parker Wahl, BHS; 182: Trevis LaRoque, TMCHS; 195: Matt Kaylor, Legacy; 220: Chase Dockett, BHS; 285: Elijah Huff, Minot

Feb. 15 Class A Dual Tournament Quarterfinals

1W Bismarck High 75, 4E GF Central 3  
3W Mandan 40, 2E Valley City 31  
4W Century 40, 1E West Fargo 35  
2W Minot 63, 3E Fargo Davies 16

Feb. 17 Class A Dual Tournament, Fargo Championship

Bismarck High 32, Minot 20  
Third Place Century 35, Mandan 30

Fifth Place

Valley City 43, West Fargo 35

Semifinals

Minot 45, Century 30

Bismarck High 54, Mandan 9

Consolation

West Fargo 51, Fargo Davies 26

Valley City 42, GF Central 21

Feb. 16-17 Class A Tournament, Fargo Team totals

1. Bismarck High, 216; 2. Minot, 205; 3. Valley City, 140; 4. Mandan, 133.5; 5. West Fargo, 127; 6. TMCHS, 123; 7. Dickinson, 110; 8. Century, 104; 9. Legacy, 104; 10. Fargo Davies, 83; 11. St. Mary's, 64.5; 12. Jamestown, 59; 13. Williston, 50; 14. Devils Lake, 43; 15. GF Central, 41; 16. Wahpeton, 28.5; 17. Fargo South, 25; 18. WF Sheyenne, 19.5; 19. Fargo North, 19; 20. GF Red River, 15

Individual champions

106: Kelly Armstrong, Minot; 113: Reece Barnhardt, St. Mary's; 120: Ethan Bowman, Jamestown; 126: Ryan Ripplinger, BHS; 132: Brody Armstrong, Minot; 138: Dawson Zerr, TMCHS; 145: Drew Steidler, BHS; 152: Isaac Berger, Mandan; 160: Jared Franek, West Fargo; 170: Parker Wahl, BHS; 182: Logan Erlanson, Valley City; 195: Matt Kaylor, Legacy; 220: Chase Dockett, BHS; 285: Andre Baguma, Fargo Davies



Bismarck High Demons

2017-18 WDA Champion

2017-18 West Region Champion

017-18 Class A Dual Tournament Champions

2017-18 Class A Overall Champion

2017-18 WDA HEAD-TO-HEAD RESULTS

	BHS	CEN	DIK	JAM	LEG	MAN	MIN	STM	TM	WIL
BHS		46-13W	63-1W	48-27W	59-16W	43-22W	37-23W	71-4W	43-22W	64-9W
CEN	13-46L		36-30W	54-12W	69-12W	25-41L	33-40L	60-8W	46-24W	60-6W
DIK	1-63L	30-36L		37-30W	51-20W	21-43L	22-47L	63-14W	30-42L	66-7W
JAM	27-48L	12-54L	30-37L		20-45L	28-41L	13-56L	48-18W	31-42L	54-13W
LEG	16-59L	12-69L	20-51L	45-20W		23-58L	12-55L	36-45L	34-34T*	51-21W
MAN	22-43L	41-25W	43-21W	41-28W	58-23W		21-49L	51-26W	36-36T	71-6W
MIN	23-37L	40-33W	47-22W	56-13W	55-12	49-21W		54-21W	36-32W	52-6W
STM	4-71L	8-60L	14-36L	14-48L	45-36W	26-51L	21-54L		29-46L	25-36L
TM	22-43L	24-46L	42-30W	42-31W	34-34T	36-36T*	32-36L	46-29W		63-9W
WIL	9-64L	6-60L	7-66L	13-54L	21-51L	6-71L	6-52L	36-25W	9-63L	

\* Won tie-break

SEASON NOTES

\*This was the 46th season of WDA/West Region play. \*Bismarck High won its 36th state title and 15th Class A Dual tournament title (4 in a row). \*The WDA went 1-2-3-4 at the state dual tournament (BHS, Minot, Century, Mandan) \*Bismarck High won the WDA title won its 19th West Region Tournament title. \*TMCHS tied two of its eight WDA dual matches (vs. Mandan; vs. Legacy) \*Dickinson, BHS and Mandan went unbeaten in home duals. \*Eleven WDA wrestlers, representing seven different teams, won state titles; 106: Kelly Armstrong, Minot; 113: Reece Barnhardt, St. Mary's; 120: Ethan Bowman, Jamestown; 126: Ryan Ripplinger, BHS; 132: Brody Armstrong, Minot; 138: Dawson Zerr, TMCHS; 145: Drew Steidler, BHS; 152: Isaac Berger, Mandan; 170: Parker Wahl, BHS; 195: Matt Kaylor, Legacy; 220: Chase Dockett, BHS

\*Six different WDA teams (BHS, TMCHS, Mandan, St. Mary's, Minot, Legacy) had at least one West Region champion. \*Minot's Brody Armstrong and Bismarck High's Ryan Ripplinger became three-time state champions. \*Matt Kaylor became Legacy's first-ever individual state champion. \*Minot hosted the West Region Tournament. \*BHS co-coaches Jeff Schumacher and Mark Lardy were named region and state coaches of the year. \*Minot's Brody Armstrong was region senior athlete of the year.

BISMARCK DEMONS

Overall Record: 17-0  
WDA Record: 9-0  
N21 MANDAN 43-22W  
D2 Mandan Lions 1st  
D7 @Jamestown 48-27W  
D9 Rapid City Inv. 4th  
D16 Valley City Inv. 1st  
D29 Rumble Red 11th  
J4 @Legacy 59-16W  
J6 Bismarck Rot. 2nd  
J11 MINOT 37-23W  
J18 TMCHS 43-22W  
J19 East-West DI. WWWWW  
J23 ST. MARY'S 71-4W  
J26 @Williston 64-9W  
F1 @Century 46-13W  
F2 DICKINSON 63-1W  
F10 West Region 1st  
F15 GF Central^ 75-3W  
F16 Mandan^^ 54-9W  
F16 Minot^^^ 32-20W  
F17 Class A Meet 1st  
^ Class A Dual Quarterfinal  
^^ Class A Dual Semifinal  
^^^ Class A Dual Championship

CENTURY PATRIOTS

Overall Record: 21-7  
WDA Record: 6-3  
N21 @Jamestown 54-12W  
N30 Mandan 25-41L  
N30 @Legacy 69-12W  
D2 Mandan Lions 6th  
D7 @Minot 33-40L  
D9 GF Sertoma WWWLW  
D16 Pat Weede Inv. WLWWWLW  
D29 Rumble Red 40th  
J6 Bismarck Rot. 18th  
J13 Rugby Meet 1st  
J18 DICKINSON 36-30W  
J19 East-West DI. WWWWW  
J26 TMCHS 46-24W  
J26 @St. Mary's 60-8W  
J27 Lee Wolf Inv. 8th  
F1 BISMARCK 13-46L  
F3 WILLISTON 60-6W  
F10 West Region 4th  
F15 W. Fargo^ 40-35W  
F16 Minot^^ 30-45L  
F16 Mandan 30-35L  
F18 Class A Meet 2nd  
^ Class A Dual Quarterfinal  
^^ Class A Dual Semifinal  
# Class A Third Place

DICKINSON MIDGETS

Overall Record: 9-5  
WDA Record: 4-5  
N18 Minot Ear. Bir. --  
D2 Mandan Lions 8th  
D7 @Mandan 21-43L  
D9 Rapid City Inv. 15th  
D15 WILLISTON 66-7W  
D16 Valley City Inv. 5th  
D19 JAMESTOWN 37-30W  
D19 ST. MARY'S 63-14W  
J6 Bismarck Rot. 17th  
J11 @Sidney, MT 10th  
J13 Custer Co. MT 10th  
J18 @Century 30-36L  
J19 TMCHS 30-42W  
J19 East-West DI. WWWWW  
J22 HETTINGER 40-32W  
J25 @Minot 22-47L  
J30 LEGACY 51-20W  
F2 @Bismarck 1-63L  
F11 West Region 6th  
F18 Class A Meet 7th  
No team scores kept at Minot Early Bird

JAMESTOWN BLUE JAYS

Overall Record: 9-15  
WDA Record: 3-7  
N21 CENTURY 12-54L  
D2 Jamestown KC 4th  
D8 BISMARCK 27-48L  
D14 Fargo North 51-30W  
D14 @Devils Lake 26-43L  
J15 TMCHS 31-42L  
J16 Valley City Inv. 10th  
J19 @Dickinson 30-37L  
J19 St. Mary's 48-18W  
D29 Rumble Red 73rd  
J4 MINOT 13-56L  
J6 Bismarck Rot. 23rd  
J13 Gabberry Rel. LWLW  
J19 Williston 54-13W  
J19 East-West DI. WWWWW  
J26 @Mandan 28-41L  
J27 Lee Wolf Inv. 13th  
F2 @Legacy 20-45L  
F2 Valley City 30-40L  
F10 West Region 9th  
F17 Class A Meet 12th

LEGACY SABERS

Overall Record: 10-6  
WDA Record: 3-6  
N19 Minot Early B. --  
N30 MANDAN 23-58L  
N30 CENTURY 12-68L  
D2 Mandan Lions 10th  
D2 Jamestown KC 9th  
D9 Rapid City Inv. 14th  
D15 ST. MARY'S 36-45L  
D16 Valley City Inv. 8th  
D19 @TMCHS\* 34-34W  
D19 Rugby 52-29W  
D29 Rumble Red 30th  
J4 BISMARCK 16-59L  
J6 Bismarck Rot. 12th  
J12 @Williston 51-21W  
J19 East-West DI. WWWWWW  
J26 MINOT 12-55L  
J27 Lee Wolf Inv. 11th  
J30 @Dickinson 20-51L  
F2 JAMESTOWN 45-20W  
F2 VALLEY CITY 47-25W  
F10 West Region 9th  
F17 Class A Meet 9th  
No team scores kept at Minot Early Bird  
\* Won Tie-Break

MANDAN BRAVES

Overall Record: 11-6  
WDA Record: 6-3  
N21 @Bismarck 22-43L  
N30 Century 41-25W  
N30 @Legacy 58-23W  
D2 Mandan Lions 5th  
D7 DICKINSON 43-21W  
D9 Rapid City Inv. 13th  
D16 Valley City Inv. 3rd  
D21 @TMCHS\* 36-36L  
D29 Rumble Red 48th  
J4 WILLISTON 71-6W  
J6 Bismarck Rot. 10th  
J12 @St. Mary's 51-26W  
J18 @Minot 21-49L  
J19 East-West DI. WWWLW  
J26 JAMESTOWN 41-28W  
J27 Lee Wolf Inv. 2nd  
F10 West Region 3rd  
F15 Valley City^ 40-31W  
F16 Bismarck^^ 9-54L  
F16 Century# 30-35L  
F17 Class A Meet 4th  
\* Lost Tie-Break  
^ Class A Dual Quarterfinal  
^^ Class A Dual Semifinal  
# Class A Third Place/Fargo

MINOT MAGICIANS

Overall Record: 17-4  
WDA Record: 8-1  
N18 Minot Early B. --  
N21 @Williston 52-6W  
N1 Columbia, ID 27-43L  
D2 Sidney, MT Inv. 5th  
D7 CENTURY 40-33W  
D8 Carrington DI. LWV  
D9 Al Larsen Inv. 2nd  
D14 @St. Mary's 54-21W

D29 Rumble Red 10th  
J4 @Jamestown 56-13W  
J11 BISMARCK 23-37L  
J18 MANDAN 49-21W  
J19 East-West DI. WWWWW  
J25 DICKINSON 47-22W  
J26 @Legacy 55-12W  
F1 @TMCHS 36-32W  
F3 Fentile, MN Inv. 1st  
F10 West Region 2nd  
F15 Fargo Davies^ 63-16W  
F16 Century^^ 45-20W  
F16 Bismarck^^^ 32-20W  
F18 Class A Meet 2nd  
No team scores kept at Minot Early Bird  
^ Class A Dual Quarterfinal  
^^ Class A Dual Semifinal  
^^^ Class A Dual Championship

ST. MARY'S SAINTS

Overall Record: 1-13  
WDA Record: 1-8  
N18 Minot Early B. --  
D2 Mandan Lions 12th  
D9 GF Sertoma DI. LLLL  
D14 MINOT 21-54L  
D15 @Legacy 45-36W  
D16 Valley City Inv. 9th  
D19 Jamestown 18-48L  
D19 @Dickinson 14-63L  
D29 Rumble Red 43rd  
J6 Bismarck Rotary 20th  
J12 MANDAN 26-51L  
J23 @Bismarck 4-71L  
J26 TMCHS 29-46L  
J26 CENTURY 8-60L  
J27 @Williston 25-26L  
F10 West Region 5th  
F16 Class A Meet 5th  
No scores kept at Minot Early Bird

TMCHS (BELCOURT) BRAVES

Overall Record: 13-6  
WDA Record: 5-4  
N18 Minot Early B. --  
N30 WILLISTON 63-9W  
D2 Mandan Lions 11th  
D8 GF Sertoma DI. LWLW  
D15 @Jamestown 42-31W  
D16 Valley City Inv. 7th  
D19 LEGACY\* 34-34L  
D19 RUGBY 48-28W  
D21 MANDAN\*\* 36-36W  
D29 Rumble Red 64th  
J6 Bismarck Rot. 22nd  
J11 WATFORD CITY 60-18W  
J13 Rugby Meet 2nd  
J18 @Bismarck 22-43L  
J19 Dickinson 42-40W  
J19 East-West DI. WWWWW  
J26 Century 24-46L  
J26 @St. Mary's 46-29W  
F1 MINOT 32-36L  
F10 West Region 7th  
F17 Class A Meet 10th  
No team scores kept at Minot Early Bird  
\* Lost Tie-Break \*\* Won Tie-Break

WILLISTON COYOTES

Overall Record: 3-10  
WDA Record: 1-8  
N18 Minot Early B. --  
N21 MINOT 6-52L  
N30 @TMCHS 9-63L  
D2 Sidney, MT Inv. DNP  
D9 Rapid City Inv. 35th  
D15 @Dickinson 7-66L  
D16 Valley City Inv. 17th  
J4 @Mandan 6-71L  
J6 Bismarck Rot. 26th  
J12 LEGACY 21-51L  
J19 Jamestown 13-54L  
J19 East-West DI. LWLW  
J26 BISMARCK 9-64L  
J27 ST. MARY'S 36-25W  
F3 @Century 6-60L  
F10 West Region 10th  
F17 Class A Meet 13th  
No team scores kept at Minot Early Bird

### 2017-18 SEASON MEET RESULTS

Meet Finishes	1st	2nd	3rd	4th	5th	Other
Bismarck High	Two	Four	Two	Two	--	--
Century	--	--	--	--	One	8th, 6th, 6th, 8th, 7th, 7th
Dickinson	Eleven	--	--	--	--	--
Jamestown	Four	Four	Three	--	--	--
Legacy	--	Two	Three	Two	Three	--
Mandan	--	--	Two	Three	One	6th, 7th, 6th, 6th
Minot	One	Two	--	Three	Two	6th

### 2017-18 POSTSEASON REWIND

**Feb. 16**  
**WDA Championships, Dickinson**  
**Team totals**  
 1. Dickinson, 146.500; 2. Bismarck High, 142.725; 3. Jamestown, 141.575; 4. Minot, 135.325; 5. Legacy, 132.600; 6. Mandan, 119.700; 7. Century, 37.125  
**Event winners**  
 All-around: Ayanna Fossum, Dickinson, 37.750  
 Vault: Julia Red Wing, Bismarck High, 9.575  
 Uneven Bars: Red Wing, Bismarck High, 9.375  
 Balance Beam: A. Fossum, Dickinson, 9.600  
 Floor Exercise: A. Fossum, Dickinson, 9.575  
**Individual Competition Results (Top 10) All-Around**  
 1. Ayanna Fossum, Dick., 37.750; 2. Kate Dillman, BHS, 37.075; 3. Meghan Ackerman, Dick., 36.750; 4. Julia Red Wing, BHS, 36.700; 5. Haley Nelson, Jam., 36.150; 6. Bella Price, Min., 36.650; 7. Brinklyn Schumacher, Dick., 35.320; 8. Hannah Schiele, Jam., 35.275; 9. Faith Beck, Dick., 35.355; 10. Brooklyn Deguzman, Dick., 35.125  
**Vault**  
 1. J. Red Wing, BHS, 9.575; 2. A. Fossum, Dick., 9.100; 3. B. Schumacher, Dick., 9.425; 4. K. Dillman, BHS, 9.375; 5. Olivia Spangler, Min., 9.200; 6. M. Ackerman, Dick., 9.050; 7. F. Beck, Dick., 9.00; T8. H. Nelson, Jam., 8.925; T8. Madison Deics, Leg., 8.925; 10. Morgan Salwei, BHS, 8.900  
**Uneven Bars**  
 1. J. Red Wing, BHS, 9.375; 2. A. Fossum, Dick., 9.100; 3. Elicca Stugelmeyer, Leg., 9.050; 4. M. Ackerman, Dick., 9.000; T5. Rachel Schiele, Jam., 8.975; T5. K. Dillman,

BHS, 8.975; 7. H. Nelson, Jam., 8.925; 8. B. Price, Min., 8.750; 9. F. Beck, Dick., 8.550; 10. Benton, Dick., 8.525  
**Balance Beam**  
 1. A. Fossum, Dick., 9.600; 2. M. Ackerman, Dick., 9.425; 3. K. Dillman, BHS, 9.300; 4. F. Beck, Dick., 9.100; 5. Macy Leiss, Dick., 9.075; 6. B. Deguzman, Dick., 9.050; T7. Amy Fridley, Dick., 8.950; T7. H. Nelson, Jam., 8.950; 9. Not Available; 10. Alexis Triebenbach, Jam., 8.925  
**Floor Exercise**  
 1. A. Fossum, Dick., 9.575; 2. J. Red Wing, BHS, 9.475; 3. B. Price, Min., 9.450; 4. R. Dillman, BHS, 9.425; 5. H. Nelson, Jam., 9.350; 6. M. Deics, Leg., 9.325; 7. M. Leiss, Dick., 9.300; 8. M. Ackerman, Dick., 9.275; 9. M. Salwei, BHS, 9.175; 10. H. Schiele, Jam., 9.125  
**Feb. 23-24**  
**ND State Gymnastics Meet, Jamestown**  
**Team totals**  
 1. Dickinson, 148.034; 2. Bismarck High, 143.099; 3. Jamestown, 141.783; 4. Grand Forks, 138.948; 5. Legacy, 135.582; 6. Minot, 134.665; 7. Valley City, 134.082; 8. Fargo Davies, 129.035  
**WDA team scores per event**  
 Dickinson: vault 37.483; bars 36.633; beam 36.484; floor 37.434.  
 Bismarck High: vault 35.8; bars 34.867; beam 35.549; floor 36.883.  
 Jamestown: vault 35.150; bars 34.483; beam 35.617; floor 36.553.  
 Legacy: vault 34.649; bars 34.517; beam 32.4; floor 34.016.  
 Minot: vault 33.382; bars 33.899; beam

33.433; floor 33.951.  
**Event winners**  
 All-around: Julia Red Wing, Bismarck High, 37.617  
 Vault: J. Red Wing, Bismarck High, 9.483  
 Uneven Bars: J. Red Wing, Bismarck High, 9.433  
 Balance Beam: Teghan Hoff, Dickinson, 9.467  
 Floor Exercise: Ayanna Fossum, Dickinson, 9.667  
**Individual Competition Results (Top 5) All-Around**  
 1. Julia Red Wing, BHS, 37.617; 2. Teghan Hoff, Dickinson, 37.450; 3. Ayanna Fossum, Dickinson, 37.433; 4. Bella Price, 37.000; 5. Elicca Stugelmeyer, Legacy, 36.467  
**Vault**  
 1. Julia Red Wing, BHS, 9.650; 2. Fossum, Dickinson, 9.483; 3. Brinklyn Schumacher, Dickinson, 9.367; 4. Katie Dillman, BHS, 9.317; 5. Meghan Ackerman, Dickinson, 9.300  
**Uneven Bars**  
 1. Red Wing, BHS, 9.433; 2. Hoff, Dickinson, 9.400; 3. Fossum, Dickinson, 9.300; 4. Stugelmeyer, Legacy, 9.150; T5. Dillman, BHS, 9.083; T5. Ackerman, Dickinson, 9.083  
**Balance Beam**  
 1. Hoff, Dickinson; 2. Price, Minot, 9.450; T3. Anna Suppes, Fargo Davies, 9.283; T3. Morgan Salwei, BHS, 9.283; 5. Dillman, BHS, 9.233  
**Floor Exercise**  
 1. Fossum, Dickinson, 9.667; 2. Price, Minot, 9.583; 3. Red Wing, BHS, 9.517; 4. Suppes, Fargo Davies, 9.467; 5. Hannah Schiele, Jamestown, 9.433



Dickinson Midgets

2017-18 WDA Champions

2017-18 ND State Champions

### 2017-18 WDA REGULAR SEASON MEET ALL-AROUND CHAMPIONS

**Bismarck High**  
 Julia Redwing, 36.550 @Fargo Invite, 12-1-2017; 36.625 @Bismarck Invite, 12-9-17; 37.617 @ND State Meet, 2-23-2018

**Dickinson**  
 Ayana Fossum, 37.425 @Dickinson Meet, 12-1-2017; 37.425; 37.875 @Dickinson Invite, 12-8-2017; 38.175 @Valley City Invite, 12-15-2017; 37.800 @Jamestown KC Invite, 1-5-2018; 36.925 @Grand Forks Meet, 1-6-2018; 37.875 @Bismarck Ziegler Meet, 1-12-2018; 37.975 @Minot Gym-O-Rama, 1-20-2018; 37.825 @Dickinson Pokorny Invite, 1-27-2018; 37.400 @Minot Lupu Meet, 2-2-2018; 37.750 @WDA Championships, 2-16-2018

**Jamestown**  
 Hannah Schiele, 35.550 @Aberdeen Triangular, 11-30-2017; Rachel Schiele, 34.925 @Fargo Meet, 12-15-2017; Haley Nelson, 36.925 @Fargo Meet, 2-2-2018; 36.250 @Jamestown Mini Meet, 2-8-2018

### SEASON NOTES

\*This was the 46th season of WDA/West Region competition.  
 \*Dickinson won its 12th Class A title, and third straight.  
 \*A WDA team has won the last 12 state titles.  
 \*WDA teams went 1-2-3-5 (Dickinson, Bismarck High, Jamestown, Legacy).  
 \*Dickinson won its 19th WDA Championship.  
 \*Bismarck High freshman Julia Red Wing successfully defender her state all-around championship, scoring a 37.618  
 \*WDA gymnasts took the top five spots in all-around scoring (J. Red Wing, BHS; Teghan Hoff, Dickinson; Ayanna Fossum, Dickinson; Bella Price, Minot; Elicca Stugelmeyer, Legacy).  
 \*Bismarck High's J. Red Wing was the state event winner on the vault and uneven bars; Dickinson's Ayanna Fossum was the event winner in the floor exercise; Dickinson's Teghan Hoff was event winner on the balance beam  
 \*Bismarck High, Dickinson, Jamestown and Minot all won meets this season.  
 \*Jamestown's Hannah Schiele was region senior athlete of the year.  
 \*Dickinson's Ken VanEllis was named region and state coach of the year.  
 \*Anna Suppes, Fargo Davies, was named state senior athlete of the year.  
 \*Jamestown hosted the ND State Meet.  
 \*All-WDA selections: **Bismarck High:** Julia Red Wing, Kate Dillman, Morgan Salwei; **Dickinson:** Ayanna Fossum, Teghan Hoff, Meghan Ackerman, Faith Beck, Brinklyn Schumacher, Dacia Rousek; **Jamestown:** Hannah Schiele, Haley Nelson, Rachel Schiele; **Legacy:** Elicca Stugelmeyer; **Madison Deics;** **Minot:** Bella Price  
 \*WDA all-state selections: **Bismarck High:** Julie Red Wing, Kate Dillman; **Dickinson:** Ayanna Fossum, Teghan Hoff, Faith Beck, Meghan Ackerman; **Jamestown:** Hannah Schiele, Rachel Schiele, Haley Nelson; **Legacy:** Elicca Stugelmeyer; **Minot:** Bella Price

**BISMARCK HIGH DEMONS**  
 WDA Finish: 2nd  
 State Finish: 2nd

D1 Fargo Meet	1st
D9 BISMARCK MEET	4th
D15 Valley City Meet	2nd
J5 Jamestown KC Invite	3rd
J12 BISMARCK ZIEGLER MEET	2nd
J19 Mandan Meet	1st
J27 Dickinson Pokorny Meet	4th
F2 Minot Kim Lupu Meet	2nd
F16 WDA Championships	2nd
F23-24 ND State Meet	2nd

**CENTURY PATRIOTS**  
 WDA Finish: 7th  
 State Finish: DNQ

D9 BISMARCK MEET	8th
D15 Valley City Meet	6th
J5 Jamestown KC Invite	6th
J12 BISMARCK ZIEGLER MEET	8th
J19 Mandan Meet	5th
F2 Minot Kim Lupu Meet	7th
F16 WDA Championships	7th
F23-24 ND State Meet	DNQ
DNQ: Did Not Qualify	

**DICKINSON MIDGETS**  
 WDA Finish: 1st  
 State Finish: 1st

Duals: 1-0	
D1 MILO DULLUM INVITE	1st
D8 Dickinson Invite	1st
D15 Valley City Meet	1st
J5 Jamestown KC Invite	1st
J6 Grand Forks Meet	1st
J12 Bismarck Ziegler Meet	1st
J20 Rapid City, SD Meet	1st
J27 FERN POKORNY INVITE	1st
F2 Minot Kim Lupu Meet	1st
F8 MANDAN	W
F19 WDA Championships	1st
F23-24 ND State Meet	1st

**JAMESTOWN BLUE JAYS**  
 WDA Finish: 3rd  
 State Finish: 3rd

Duals: 3-0	
N30 Aberdeen, SD Central Meet	1st
D8 Dickinson Invite	2nd
D12 ABERDEEN SD CENTRAL	1st
D15 Fargo Meet	1st
J5 JAMESTOWN KC INVITE	2nd
J6 @Valley City	W
J12 Bismarck Ziegler Meet	3rd
J18 @ Mandan	W
F8 JAMESTOWN MINI MEET	1st
F16 WDA Championships	3rd
F23-24 ND State Meet	3rd

**LEGACY SABERS**  
 WDA Finish: 5th  
 State Finish: 6th

D1 Fargo Meet	3rd
D9 BISMARCK MEET	2nd
D15 Valley City Meet	5th
J5 Jamestown KC Invite	4th
J12 BISMARCK ZIEGLER MEET	4th
J19 Mandan Meet	3rd
J27 Dickinson Pokorny Meet	2nd
F2 Minot Kim Lupu Meet	3rd
F16 WDA Championships	5th
F23-24 ND State Meet	5th

**MANDAN BRAVES**  
 WDA Finish: 7th  
 State Finish: Did Not Qualify  
 Duals: 0-2

D1 Dick. Milo Dullum Meet	4th
D8 Valley City Invite	3rd
D9 Bismarck Meet	6th
D15 Fargo Meet	4th
J6 Grand Forks Meet	5th
J13 Bismarck Ziegler Meet	7th
J18 JAMESTOWN	L
J19 MANDAN INVITE	4th
J27 Dickinson Pokorny Invite	3rd
F2 Minot Lupu Meet	6th
F9 @Dickinson	L
F16 WDA Championships	6th
F23-24 ND State Meet	DNQ
DNQ: Did Not Qualify	

**MINOT MAJETTES**  
 WDA Finish: 4th  
 Class A Finish: 6th

D1 Dick. Milo Dullum Invite	2nd
D9 @Bismarck Meet	2nd
D15 Valley City Meet	4th
J5 Jamestown KC Invite	5th
J12 Bismarck Ziegler Meet	6th
J19 Mandan Invite	2nd
F2 MINOT KIM LUPO MEET	4th
F16 WDA Championships	4th
F23-24 ND State Meet	6th

2017-18 WDA/WEST REGION STANDINGS

Team	Conf.	Pts	Home	Away	Streak	Overall	Home	Away/Neutral
Century	13-0-0	39	6-0-0	7-0-0	W13	22-5-0	8-2-0	14-3-0
Bismarck	10-2-0	36	6-1-0	6-1-0	W3	15-10-2	9-3-0	9-5-0
Minot	10-4-0	30	4-3-0	6-2-0	W1	16-8-1	5-6-0	8-6-1
Dickinson*	7-7-0	21	3-4-0	4-3-0	W1	12-13-0	6-7-0	5-6-0
Jamestown	7-7-0	21	3-4-0	4-3-0	L3	14-12-0	5-5-0	9-7-0
Bottineau-R	2-8-2	10	1-4-1	1-4-1	W2	8-12-2	3-5-1	5-7-1
Mandan	1-11-2	5	1-5-1	0-6-1	L1	6-15-2	3-6-1	3-10-1
Williston	1-12-0	3	1-4-0	1-8-0	L2	6-16-2	4-6-1	2-10-1
Hazen-Beulah	--	--	--	--	--	3-13-0	1-5-0	2-8-0

Teams receive 3 points for WDA Win; 2 points for a Shootout WDA Win; 1 point for a Shootout WDA Loss; Streak is WDA games only. Some WDA teams agree to play only once in the regular season. In those instances, games are 6 points. Shootouts in non-conf. games are officially declared a tie. \* Dickinson won tie-break based on goal differential; Hazen-Beulah played a JV schedule and competed in the region play-in game as the No. 9 seed

2017-18 POSTSEASON REWIND

**Feb. 12**  
West Region Play-in  
Williston 7, Hazen-Beulah 1  
**Feb 15-17**  
West Region Tournament, Minot  
Quarterfinals  
No. 1 Century 15, No. 8 Williston 1  
No. 5 Jamestown 4, No. 4 Dickinson 3  
No. 2 Bismarck 5, No. 7 Mandan 0  
No. 3 Minot 10, No. 6 Bottineau-Rugby 0  
**Losers-out**  
Dickinson 4, Williston 1  
Bottineau-R 3, Mandan 2  
**Semifinal**  
Century 8, Jamestown 1  
Bismarck 4, Minot 1  
**State qualifier**  
Jamestown 4, Bottineau-Rugby 2  
Dickinson 6, Minot 1

**Championship**  
Century 4, Bismarck 2  
**Feb. 22-24**  
ND State Tournament, Grand Forks  
Quarterfinals  
1W Century 6, 4E Grafton-Park River 1  
2E Fargo Davies 8, 3W Jamestown 0  
1E GF Central 7, 4W Dickinson 0  
3E GF Red River 4, 2W Bismarck 2  
**Losers-out**  
Jamestown 4, Grafton-Park River 2  
Bismarck 4, Dickinson 1  
**Semifinals**  
Century 6, Fargo Davies 2  
GF Central 7, GF Red River 0  
**Fifth Place**  
Bismarck 3, Jamestown 1  
**Third Place**  
GF Red River 3, Fargo Davies 1

**Championship**  
GF Central 4, Century 2  
**All-Tournament team**  
Kaleb Johnson, GF Central; Paydin Slette, Century; Hunter Bjorge, GF Central; Isalah Thomas, Century; Cade Stibbe, Fargo Davies  
**Tournament MVP:** K. Johnson, GF Central



Century Patriots

2017-18 WDA Champions  
2017-18 West Region Tournament Champions

2017-18 WDA HEAD-TO-HEAD RESULTS

	BHS	BOT	CEN	DIK	H-B	JAM	MAN	MIN	WIL
<b>BHS</b>		#7-1W	2-3L 2-5L	6-0W 6-1W	--	3-2W 2-0W	9-0W 6-0W	5-3W 6-0W	#4-0W
<b>BOT</b>	#1-7L		#0-6L	4-10L 1-7L	--	2-7L 3-8L	5-4W(SO) 4-3W(SO)	4-5L(OT) 0-8L	3-0W 3-2W
<b>CEN</b>	3-2W 5-2W	#6-0W		11-3W 7-1W	--	8-2W 8-1W	11-0W 12-1W	8-0W 5-1W	10-0W 12-0W
<b>DIK</b>	0-6L 1-6L	10-4W 7-1W	3-11L 1-7L		--	1-2L 5-3W	3-1W 6-0W	0-7L 3-10L	16-2W 5-1W
<b>H-B</b>	--	--	--	--	--	--	--	--	--
<b>JAM</b>	2-3L 0-2L	7-2W 8-3W	2-8L 1-8L	2-1W 3-5L	--		3-8L 0-6L	2-7L 1-5L	4-0W 7-0W
<b>MAN</b>	0-9L 0-6L	4-5L(SO) 3-4L(SO)	0-11L 1-12L	1-3L 0-6L	--	3-8L 0-6L		0-7L 2-6L	4-1W 2-3L
<b>MIN</b>	3-5L 0-6L	5-4W(OT) 8-0W	0-8L 1-5L	7-0W 10-3W	--	7-2W 5-1W	7-0W 6-2W		5-1W 10-3W
<b>WIL</b>	0-4L#	0-3L 2-3L	0-10L 0-12L	2-16L 1-5L	--	0-4L 0-7L	1-4L 3-2W	1-5L 3-10L	

# 6 point game

SEASON NOTES

\*This was the 38th season of WDA/West Region play.  
\*Century won its eighth WDA championship and fifth West Region Tournament title.  
\*Century reached the state championship for the first time (Losing, 4-2 to GF Central)  
\*For a fifth consecutive year, a WDA team reached the ND Championship game.

\*Bismarck High extended its consecutive state tournament appearances to 29 years.  
\*Jamestown won the state tournament for the first time since 2013 and won its first state tournament game since 1996.

\*Dickinson reached the state tournament for a program-best third straight year.

\*Minot's consecutive state tournament appearance streak was snapped.

\*Century averaged 6.9 goals per game in its 27 games.

\*Hazen-Beulah played mostly a JV schedule and took part in the region play-in game as the No. 9 seed.

\*Mandan began play in its new arena at Starion Sports Complex.

\*The WDA posted a 12-17 record against EDC opponents.

\*Jamestown's Matthew Schneider was region senior athlete of the year.

\*Jamestown's Matt Stockert was region coach of the year.  
\*Century junior Kirklan Irey's 80 points (34G/46A) was tops in the state.

\*All-WDA selections: **Bismarck High:** Caleb Petrie, Dain Sardelli; **Drew Lenertz;** **Century:** Kirklan Irey, Isalah Thomas, Carter Bailey, Connor Hanson; **Dickinson:** Cody Shepard; **Jamestown:** Devin Hofmann, Connor Fuchs, Matthew Schneider; **Minot:** Jake Viall, Kyle Stenberg, Patrick Heide; **Williston:** Braeden Zaste, Jay Lambert  
\*WDA all-state selections: **Bismarck High:** Eric Pladsen, TJ Irey, Drew Lenertz, Zach Kessler; **Minot:** Easton Bennett, Colby Enns, Patrick Heide; **Mandan:** Alex Horner; **Jamestown:** Connor Fuchs  
\*WDA all-state selections  
**Century:** Isalah Thomas, Kirklan Irey, Carter Bailey; **Bismarck High:** Caleb Petrie, Drew Lenertz; **Jamestown:** Connor Fuchs, Matthew Schneider

**BISMARCK DEMONS**  
Overall Record: 19-8-0  
WDA Record: 10-2-0  
N24 WEST FARGO 6-0W  
N25 FARGO NORTH 5-0W  
D2 @Detroit Lakes 2-1W  
D5 MANDAN 4-0W  
D7 @Jamestown 3-2W  
D12 @Minot 5-3W  
D28 @Minot 3-0W  
D29 GF RED RIVER 2-4L  
D29 GF CENTRAL 2-3L  
J2 DICKINSON 6-0W  
J5 CENTURY 2-3L  
J12 DEVILS LAKE 8-0W  
J16 @Mandan 6-0W  
J18 @Minot 6-0W  
J26 BOTTINEAU-# 7-1W  
J27 WILLISTON# 4-0W  
J30 @Dickinson 6-1W  
F2 @Fargo Davies 1-4L  
F3 @Fargo South-S 2-5L  
F6 @Century 2-5L  
F8 JAMESTOWN 2-0W  
F15 Mandan\* 5-0W  
F16 Minot\*\* 4-1W  
F17 Century\*\*\* 2-4L  
F22 GF Red River\$ 2-4L  
F23 Dickinson% 4-1W  
F24 Jamestown% 3-1W  
# 6 point game  
& WDA non-counter  
^ W Region Quarterfinal  
^^ W Region Semifinal  
^^^ W Region Championship  
\$ ND State Quarterfinal  
% ND State Consolation  
% ND State Fifth Place

**BOTTINEAU-RUGBY BRAVES**  
Overall Record: 8-12-2  
WDA Record: 2-8-2  
N21 DEVILS LAKE 1-2L  
D1 JAMESTOWN 4-2L  
D2 DICKINSON 4-10L  
D15 HAZEN-BEU# 9-0W  
D16 @Williston 3-0W  
D28 Wadena-DC 6-4W  
D29 Wahp.-Breck. 8-7W(OT)  
J5 @Jamestown 3-8L  
J6 @Mandan 5-4W(SO)  
J9 WILLISTON 3-2W  
J13 BISMARCK JV# 3-0W  
J20 @Dickinson 1-7L  
J22 MINOT 4-5L(OT)  
J26 @Bismarck High# 1-7L  
J27 @Century JV# 4-2W  
J30 @Boisevain, MB 2-3L  
F2 MANDAN 4-3W(SO)  
F8 @Minot 0-8L  
F9 CENTURRW 0-6L  
F15 Minot\* 0-10L  
F16 Mandan! 3-2W  
F17 Jamestown!! 2-4L  
# 6 point game  
& WDA non-counter  
^ W Region Quarterfinal  
! W Region Consolation  
!! W Region State Qualifier

**CENTURY PATRIOTS**  
Overall Record: 22-5-0  
WDA Record: 13-0-0  
N24 FARGO NORTH 12-2W  
N25 WEST FARGO 7-1W  
D1 @Detroit Lakes 7-0W  
D7 MINOT 8-0W  
D8 @Dickinson 11-3W  
D12 @Mandan 11-0W  
D15 @Jamestown 8-2W  
D16 @WF Shyneve 6-2W  
D28 GF CENTRAL 5-6L  
D29 GF RED RIVER 0-6L  
J5 @Bismarck High 3-2W  
J13 @Williston 0-1W  
J16 @Minot 5-1W  
J19 MANDAN 12-1W  
J23 DICKINSON 7-1W  
J26 WILLISTON 12-0W  
F1 JAMESTOWN 8-1W  
F2 @Fargo South-S 1-2L  
F3 @Fargo Davies 3-7L  
F6 BISMARCK HIGH 5-0W  
F9 @Bottineau-R# 6-0W  
F15 Williston\* 15-1W  
F16 Jamestown\*\* 8-1W  
F17 Bismarck High\*\*\* 4-2W  
F22 Grafton-P. River\$ 6-1W  
F23 Fargo Davies\$ 6-2W  
F24 GF Central\$ 2-4L  
# 6 point game  
^ W Region Quarterfinal  
^^ W Region Semifinal  
^^^ W Region Championship

S ND State Quarterfinal  
S\$ ND State Semifinal  
S\$\$ ND State Championship  
**DICKINSON MIDGETS**  
Overall Record: 12-13-0  
WDA Record: 7-7-0  
N28 WILLISTON 16-2W  
N30 @Mandan 3-1W  
D2 @Bottineau-R 10-4W  
D8 CENTURY 3-1L  
D9 @Minot 0-7L  
D15 BILLINGS, MT 5-3W  
D16 BILLINGS, MT 3-4L(OT)  
D27 RAPID CITY SD 3-5L  
D28 WATERTOWN, SD 4-3W  
D29 PIERRE, SD 7-4W  
J2 @Bismarck High 0-6L  
J6 JAMESTOWN 3-2L  
J11 MANDAN 6-0W  
J16 @Jamestown 5-3W  
J20 BOTTINEAU-R 7-1W  
J23 @Century 1-7L  
J26 PIERRE, SD 2-6L  
J30 BISMARCK HIGH 1-6L  
F3 MINOT 3-10L  
F4 @Williston 5-1W  
F15 Jamestown^ 3-4L  
F16 Williston! 4-1W  
F17 Minot!! 6-1W  
F22 GF Central\$ 0-7L  
F23 Bismarck High\$ 1-4L  
^ W Region Quarterfinal  
! W Region Consolation  
!! W Region State Qualifier  
\$ ND State Quarterfinal  
% ND State Consolation

**HAZEN-BEULAH NORTHSTARS**  
Overall Record: --  
WDA Record: --  
N21 MANDAN# 3-9L  
N25 JAMESTOWN# 1-8L  
N28 CENTURY JV 2-6L  
N30 BISMARCK JV 3-0W  
D1 WILLISTON# 2-4L  
D5 MINOT JV 5-3W  
D15 @Bottineau-R# 0-9L  
D27 Mandan JV 5-4W  
J2 @Bottineau-R 5-4W  
D30 @Dickinson JV 2-8L  
J2 @Williston 3-4L(OT)  
J23 @Minot JV 1-12L  
J27 @Jamestown JV 1-4L  
J30 @Century JV 0-2L  
F10 @Mandan& 0-6L  
F12 @Williston\* 1-7L  
& W Region non-counter  
^ West Region non-counter  
^ West Region Play-in Game

**JAMESTOWN BLUE JAYS**  
Overall Record: 14-12-0  
WDA Record: 7-7-0  
N21 @Grafton-PR 5-2W  
N25 @Hazen-B# 8-1W  
D1 @Bottineau-R 7-2W  
D2 @Devils Lake 2-6L  
D7 BISMARCK HIGH 2-3L  
D9 WILLISTON 4-0W  
D15 JAMESTOWN 2-8L  
D16 MINOT 2-7L  
D21 WAHPETON-B 10-2W  
J5 BOTTINEAU-R 8-3W  
J6 @Dickinson 2-1W  
J9 @Mandan 8-3W  
J12 @Minot 1-5L  
J16 DICKINSON 3-5L  
J20 @Williston 7-0W  
J23 TROIT LAKES 5-2W  
J25 WF SHYNEVE 4-7L  
F1 @Century 1-8L  
F6 MANDAN 6-0W  
F8 @Bismarck High 0-2L  
F15 Dickinson\* 4-3W  
F16 Century\*\* 3-1L  
F17 Bottineau-R!! 4-2W  
F22 Fargo Davies\$ 0-8L  
F23 Grafton-PR % 4-2W  
F24 Bismarck High%\$ 1-3L  
& WDA non-counter  
^ W Region Quarterfinal  
^^ W Region Semifinal  
! W Region State Qualifier  
\$ ND State Quarterfinal  
% ND State Consolation  
% ND State Fifth Place

**MANDAN BRAVES**  
Overall Record: 6-15-2  
WDA Record: 1-12-2  
N21 @Hazen-B# 9-3W  
N28 @Minot 0-7L  
N30 DICKINSON 1-3L  
D9 @Bismarck High 0-8L  
D8 WILLISTON 4-1W  
D12 CENTURY 4-11L  
D28 Pierre, SD 5-4W(OT)  
D19 Rapid City SD 6-2W  
D30 WATERTOWN, SD 3-4L  
J6 BOTTINEAU-R 4-5L(SO)  
J8 JAMESTOWN 3-8L  
J11 @Dickinson 0-6L  
J13 DEVILS LAKE 1-3L  
J16 BISMARCK HIGH 0-6L  
J19 @Century 1-12L  
J25 MINOT 2-6L  
J27 PIERRE, SD 5-4W(OT)  
F2 @Bottineau-R 3-4L(SO)  
F3 @Williston 2-3L  
F6 @Jamestown 0-6L  
F10 HAZEN-B# 6-0W  
F15 Bismarck High\* 0-5L  
F16 Bottineau-R! 2-3L  
& W Region non-counter  
^ W Region Quarterfinal  
! W Region Consolation

**MINOT MAGICIANS**  
Overall Record: 12-11-1  
WDA Record: 10-8-0  
N25 GF CENTRAL 0-7L  
N28 MANDAN 7-0W  
N30 @Devils Lake 3-1W  
D7 @Century 0-8L  
D9 DICKINSON 7-0W  
D12 @Bismarck High 3-5L  
D17 @Jamestown 7-2W  
D28 BISMARCK& 0-3L  
D28 Eau Claire, WI 2-5L  
D29 Lake of Woods 4-3W(SO)  
D30 @Roseau, MN 2-9L  
J6 @Williston 5-1W  
J12 JAMESTOWN 5-1W  
J13 FARGO DAVIES 1-4L  
J16 CENTURY 1-5L  
J18 BISMARCK HIGH 0-6L  
J2 @Bottineau-R 5-4W(OT)  
J25 @Mandan 6-2W  
F3 @Dickinson 10-3W  
F6 WILLISTON 10-3W  
F8 BOTTINEAU-R 8-0W  
F15 Bottineau-R\* 10-0W  
F16 Bismarck High\*\* 1-4L  
F17 Dickinson!! 1-6L  
& West Region non-counter  
^ W Region Semifinal  
!! W Region State Qualifier

**WILLISTON COYOTES**  
Overall Record: 6-16-2  
WDA Record: 1-11-0  
N24 NOTRE DAM AC. 2-5L  
N25 NOTRE DAM AC. 5-4W  
N28 @Dickinson 2-16L  
D1 @Hazen-B# 4-2W  
D8 @Mandan 1-4L  
D9 @Jamestown 0-4L  
D16 BOTTINEAU-R 0-3L  
D19 BISMARCK JV# 2-1W(SO)  
D28 Rapid City, SD 2-8L  
D29 WATERTOWN, SD 5-4W(SO)  
D30 Pierre, SD 4-3W  
J2 HAZEN-BEULAH# 4-3W(OT)  
J6 MINOT 1-5L  
J9 @Bottineau-R 2-3L  
J13 @Century 0-10L  
J20 JAMESTOWN 0-7L  
J26 @Century 0-12L  
J27 @Bismarck High 0-4L  
F3 MANDAN 3-2W  
F6 @Minot 3-10L  
F10 DICKINSON 1-5L  
F12 HAZEN-BEULAH@ 7-1W  
F15 Century\* 1-15L  
F16 Dickinson! 1-4L  
# 6 point game  
& West Region non-counter  
@ W Region play-in  
! W Region State Qualifier  
! W Region State Qualifier

2017-18 ND LEAGUE STANDINGS

Team	Conf.	Pts	Home	Away	Streak	Overall	Home	Away/Neutral
x-Fargo N-S	16-2-0	54	8-1-0	8-1-0	L1	21-5-0	10-3-0	11-2-0
x-Bismarck	17-2-0	54	8-1-0	7-1-0	W9	22-4-0	9-1-0	13-3-0
x-W Fargo	13-3-0	48	7-0-0	6-3-0	W1	18-7-1	9-1-0	9-6-1
x-Fargo Davies	13-6-0	42	6-3-0	7-3-0	L2	16-10-0	6-4-0	10-6-0
x-Minot	13-7-0	39	6-1-0	6-6-0	W1	14-12-0	7-3-0	8-7-0
x-Grand Forks	7-9-1	29	4-3-1	3-6-0	L4	9-15-1	4-6-1	5-9-0
x-Dickinson	5-10-1	16	1-5-1	4-5-0	W1	10-12-1	2-4-1	8-8-0
x-Mandan	5-12-1	16	3-5-0	2-7-1	L4	7-17-1	4-5-0	3-12-1
Williston	4-15-1	14	3-8-0	1-7-1	L2	6-15-1	4-7-0	2-8-1
Devils Lake	4-16-0	12	2-7-0	2-9-0	W1	4-18-0	2-8-0	2-10-0
Jamestown	0-15-2	3	0-8-1	0-7-1	L4	2-19-2	0-9-1	2-10-1

Teams receive 3 points for Win; 2 points for a Shootout Win; 1 point for a Shootout Loss; Some WDA teams agree to play only once in the regular season. In those instances, games are 6 points. x-Clinched state tournament berth

2017-18 POSTSEASON REWIND

**Feb. 22**  
**ND State Tournament, Grand Forks**  
 Fargo North-South 11, Mandan 2  
 Fargo Davies 2, Minot 0  
 Bismarck 3, Dickinson 0  
 West Fargo United 4, Grand Forks 1

**Feb. 23**  
**ND State Tournament, Grand Forks Semifinals**  
 Fargo North-South 5, Fargo Davies 2  
 Bismarck 4, West Fargo United 0  
**Consolation**

Minot 5, Mandan 2  
 Dickinson 4, Grand Forks 1

**Feb. 24**  
**ND State Tournament, Grand Forks Fifth Place**  
 Dickinson 4, Minot 1  
**Third Place**  
 West Fargo United 3, Fargo Davies 1  
**Championship**  
 Bismarck 3, Fargo North-South 0

**All-Tournament team**  
**Bismarck:** Britta Curl, Skylar Ackerman; **Dickinson:** Taia Klamann; **Fargo** North-South: Josie Hell, Graysen Myers, Anna Erickson  
**Tournament MVP:** B. Curl, Bismarck



**Bismarck Blizzard**  
 2017-18 WDA Champions  
 2017-18 ND State Champions

2017-18 WDA HEAD-TO-HEAD RESULTS

	BIS	DIK	JAM	MAN	MIN	WIL
BIS		4-0W 7-0W	12-0W#	8-0W 5-0W	2-0W 5-2W	11-0W 10-0W
DIK	0-4L 0-7L		1-2L(SO) 4-1W	2-3L(OT) 4-1W	1-4L 4-5L(OT)	0-2L 2-1W
JAM	0-12L#	2-1W(SO) 1-4L		1-4L 0-2L	1-7L 0-10L	2-4L 2-3L(SO)
MAN	0-8L 0-5L	3-2W(OT) 1-4L	4-1W 2-0W		3-6L 1-5L	4-3W 3-4L
MIN	0-2L 2-5L	5-1W 5-4W(OT)	7-1W 10-0W	6-3W 5-1W		7-0W 5-2W
WIL	0-11L 0-10L	2-0W 1-2L	4-2W 3-2W(SO)	2-4L 4-3W	0-7L 2-5L	

# 6 point game

SEASON NOTES

\*This was the 15th season of NDHSA-sponsored girls hockey.  
 \*Bismarck won its fourth straight title and eight overall.  
 \*Bismarck won its 13th WDA title and sixth in a row.  
 \*Bismarck posted 17 shutouts, including seven in a row to end the season.  
 \*Four WDA teams qualified for the ND State Tournament (Bismarck, Minot, Dickinson, Mandan)  
 \*Dickinson qualified for state for the first time since 2015.  
 \*Minot and Bismarck extended its consecutive state tournament appearances to 15 years.  
 \*Bismarck's Britta Curl was named region and state senior athlete of the year.  
 \*Bismarck's Britta Curl's 54 points (37G-17A) were tops among WDA players.  
 \*Minot's Weylin Wahlstrom was named state coach of the year.  
 \*Fargo North-South was the top seed at the ND State Tournament.  
 \*All-WDA selections: **Bismarck:** Britta Curl, Riley Ball, Madisen Swenson, Taylor Lenertz  
**Dickinson:** Kamryn Kuntz, Taia Klamann, Baylee Kram  
**Jamestown:** Ella Roaldson  
**Mandan:** Hannah Peterson  
**Minot High:** Dessa Flom, Kaya Shaw, Olivia Weisberg  
**Williston:** Mattie Johnson, Lynze Swanson, Kaia Wenstad, Kennon Schmit  
 \*WDA players who earned all-state honors:  
**Bismarck:** Britta Curl, Riley Ball, Taylor Lenertz  
**Dickinson:** Taia Klamann, Baylee Kram  
**Minot:** Dessa Flom  
**Williston:** Lynze Swanson, Kaia Wenstad

**BISMARCK BLIZZARD**  
 Overall Record: 22-4-0  
 ND League Record: 17-2-0  
 D2 @Fargo Davies 3-0W  
 D5 @Minot 2-0W  
 D8 WEST FARGO 2-1W  
 D9 FARGO N-S 3-6L  
 D12 MANDAN 8-0W  
 D16 WILLISTON 11-0W  
 D21 MOORHEAD 5-1W  
 D27 Hopkins, MN 4-5L  
 D27 @Crockston 5-2W  
 D29 Mandan 7-0W  
 J2 @Dickinson 4-0W  
 J5 DEVILS LAKE 7-0W  
 J12 @Mandan 5-0W  
 J13 @Grand Forks 6-3W  
 J16 DICKINSON 7-0W  
 J19 @Jamestown# 12-0W  
 J26 @West Fargo 1-2L(OT)  
 J27 @Fargo N-S 5-3W  
 J30 MINOT 5-2W  
 F2 @Williston 10-0W  
 F6 @Mandan 0-2L  
 F10 GRAND FORKS 6-0W  
 F16 FARGO DAVIS 6-0W  
 F22 Dickinson\$ 3-0W  
 F23 W Fargo \$\$ 4-0W  
 F24 Fargo N-SS\$ 3-0W  
 # Game counted for 6 points in ND League standings  
 \$ ND State Tournament Quarterfinal  
 \$\$ ND State Tournament, Semifinal  
 \$\$\$ ND State Tournament Championship

**DICKINSON MIDDETS**  
 Overall Record: 10-12-1  
 ND League Record: 5-10-1  
 N21 WILLISTON 0-2L  
 N28 @Mandan 2-3L(OT)  
 D1 @West Fargo# 2-3L(OT)  
 D2 @Fargo N-S# 0-12L  
 D9 DEVILS LAKE 3-0W  
 D12 @Sidney, MT 5-3W  
 J2 @BISMARCK 0-4L  
 J6 JAMESTOWN 1-2L(SO)  
 J9 MANDAN 4-1W  
 J12 MINOT 1-4L  
 J13 @Williston 2-1W  
 J16 @Bismarck 0-7L  
 J18 @Watford City 3-1W  
 J23 MANDAN# 1-3L  
 J26 @Grand Forks 1-3L  
 J27 @Devils Lake 1-0W  
 F3 @Minot 4-5L(OT)  
 F6 WATFORD CITY 4-0W  
 F8 @Jamestown 4-1W  
 F10 F DAVIES# 1-3L  
 F22 Bismarck\$ 0-3L  
 F23 Grand Forks& 4-1W  
 F24 Minot&& 4-1W  
 # Game counted for 6 points in ND League standings  
 \$ ND State Quarterfinal  
 & ND State Consolation  
 && ND State Fifth Place

**JAMESTOWN BLUE JAYS**  
 Overall Record: 2-19-1  
 ND League Record: 0-15-2  
 N21 @Fargo N-S 0-15L  
 N24 @Fergus Falls 0-9L  
 N25 Detroit Lakes 0-4L  
 D8 @Minot 1-7L  
 D9 @Williston 2-4L  
 D14 @Devils Lake 1-3L  
 D16 @Grand Forks 2-4L  
 D19 ABERDEEN 1-4L  
 D27 @Crockston 5-2W  
 D28 Park Rapids 7-4W  
 J4 MANDAN 1-4L  
 J6 @Dickinson 2-1W(SO)  
 J9 W FARGO# 1-9L  
 J13 FARGO N-S 2-10L  
 J16 @Fargo Davies 1-12L  
 J19 BISMARCK 0-12L  
 J20 CROOKSTON 2-3L  
 J26 MINOT 0-10L  
 J27 WILLISTON 2-3L(SO)  
 F1 FARGO DAVIES 0-9L  
 F9 FARGO N-S 1-4L  
 F8 DICKINSON 1-4L  
 F13 DEVILS LAKE 0-4L  
 # Game counted for 6 points in ND League standings

**MANDAN BRAVES**  
 Overall Record: 7-17-1  
 ND League Record: 5-12-1  
 N21 MINOT 3-6L  
 N28 DICKINSON 3-2W(OT)  
 D1 @Fargo N-S# 1-11L  
 D2 @West Fargo# 0-9L  
 D8 DEVILS LAKE 1-2L  
 D9 GRAND FORKS 1-5L  
 D12 @Bismarck 0-8L  
 D15 WILLISTON 4-2W  
 D27 Central, WI 0-8L  
 D28 White Br. Lake 0-10L  
 D29 Bismarck 0-7L  
 J4 @Jamestown 4-1W  
 J6 FARGO DAVIES 0-7L  
 J9 @Dickinson 1-4L  
 J12 BISMARCK 0-5L  
 J13 CROOKSTON 5-1W  
 J23 @Dickinson# 3-1W  
 J26 @Devils Lake 2-1W(OT)  
 J27 @Grand Forks 1-2L(SO)  
 F3 @Williston 3-4L  
 F6 JAMESTOWN 2-0W  
 F9 @Fargo Davies 0-5L  
 F13 @Minot 1-5L  
 F22 Fargo N-SS 2-11L  
 F23 Minot& 2-5L  
 #Game counted for 6 points in the ND League standings  
 \$ ND State Tournament Quarterfinal  
 & ND State Consolation

**MINOT MAJETTES**  
 Overall Record: 14-12-0  
 ND League Record: 12-8-0  
 N21 @Mandan 6-3W  
 D1 @Devils Lake 4-0W  
 D2 @Grand Forks 8-2W  
 D5 BISMARCK 0-2L  
 D8 JAMESTOWN 7-1W  
 D9 FARGO DAVIES 0-5L  
 D12 @Williston 7-0W  
 D26 Dodge Co. MN 0-4L  
 D27 @Warrroad MN 0-20L  
 D28 Ft. Francis, ON 3-6L  
 J5 @West Fargo 0-4L  
 J6 @Fargo N-S 1-8L  
 J9 WILLISTON 5-2W  
 J12 @Dickinson 4-1W  
 J9 DEVILS LAKE 10-5W  
 J10 GRAND FORKS 3-2W  
 J26 Jamestown 10-0W  
 J27 @Fargo Davies 4-2W  
 J30 @Bismarck 2-5L  
 F3 DICKINSON 5-4W(OT)  
 F9 FARGO N-S 1-4L  
 F10 WEST FARGO 0-3L  
 F13 MANDAN 5-1W  
 F22 Fargo Davies\$ 0-2L  
 F23 Mandan& 5-2W  
 F24 Dickinson&& 1-4L  
 \$ ND State Tournament Quarterfinal  
 & ND State Tournament Consolation  
 && ND State Tournament Fifth Place

**WILLISTON COYOTES**  
 Overall Record: 6-15-1  
 ND League Record: 4-15-1  
 N21 @Dickinson 2-0W  
 N25 WATFORD CITY 5-1W  
 D1 @Grand Forks 0-4L  
 D8 FARGO DAVIES 0-8L  
 D9 JAMESTOWN 4-2W  
 D12 MINOT 0-7L  
 D15 @Mandan 2-4L  
 D16 @Bismarck 0-11L  
 J5 @Fargo N-S 0-10L  
 J6 @West Fargo 1-5L  
 J9 @Minot 2-5L  
 J13 DICKINSON 1-2L  
 J19 GRAND FORKS 3-5L  
 J20 DEVILS LAKE 4-3W(OT)  
 J26 @Fargo Davies 0-8L  
 J27 @Jamestown 3-2W(SO)  
 J30 @Watford City 4-3W  
 F2 BISMARCK 0-10L  
 F3 MANDAN 4-3W  
 F9 WEST FARGO 1-2L  
 F10 FARGO N-S 0-10L

## 2017-18 SEASON MEET RESULTS

Meet Finishes	1st	2nd	3rd	4th	5th	Other
Bismarck High	--	--	--	Two	Three	6th, 11th, 11th, 9th, 6th, 12th
Century	Four	Six	--	--	--	--
Dickinson	--	--	--	--	Two	7th, 7th, 13th, 11th, 7th, 8th, 13th
Jamestown	One	One	One	--	One	9th, 8th, 11th
Legacy	--	--	--	--	One	6th, 6th, 12th, 10th, 6th, 7th, 15th
Mandan	--	One	Five	One	One	6th
Minot	Seven	Two	One	--	--	--
Williston	--	--	One	Five	--	9th, 6th, 8th

## 2017-18 POSTSEASON REWIND

Feb. 24

## WDA Championships, Bismarck

**Team totals**  
 1. Minot, 496.5; 2. Century, 426; 3. Mandan, 311.5; 4. Williston, 243; 5. Jamestown, 28; 6. Bismarck High, 158; 7. Legacy, 119; 8. Dickinson, 112

## Event winners

200 Medley Relay: Century, 1:39.52 (Charles Koebele, Jayden Porter, Trysten Ruhland, Will Dohrmann)  
 200 Freestyle: Chris Birnbaum, Century, 1:47.78  
 200 IM: Matheus Pimenta, Mandan, 2:00.41  
 50 Freestyle: Adam Nodland, Century, :21.81  
 1M Diving: Johnny Mindt, Mandan, 499.30 points  
 100 Butterfly: Rhys Enget, Williston, :54.04  
 100 Freestyle: Eric Kurg, BHS, :49.31  
 500 Freestyle: Matheus Pimenta, Mandan, 4:55.43  
 200 Freestyle Relay: Mandan, 1:28.19 (TJ Reinhardt, Joey Clark, David Hoffman,

Matheus Pimenta)

100 Backstroke: Charle Koebele, Century, :55.72  
 100 Breaststroke: Jayden Porter, Century, 1:00.18

400 Freestyle Relay: Mandan, 3:18.33 (Matheus Pimenta, Joey Clark, TJ Reinhardt, David Hoffman)

## March 2-3

## ND State Meet, West Fargo

## Team totals

1. Minot, 344; 2. Century, 333; 3. Mandan, 227; 4. Fargo South, 214; 5. WF Sheyenne, 193; 6. Grand Forks, 171; 7. Fargo North, 159; 8. Williston, 138; 9. West Fargo, 133; 10. Jamestown, 111; 11. Fargo Davies, 99; 12. Bismarck High, 61; 13. Dickinson, 42; 14. Wahpeton, 37; 15. Legacy, 33

## Event winners

200 Medley Relay: Century, 1:37.78 (Charles Koebele, Jayden Porter, Trysten Ruhland, Will Dohrmann)  
 200 Freestyle: Chris Birnbaum, Century,

1:43.70

200 IM: Matheus Pimenta, Mandan, 1:57.22  
 50 Freestyle: Adam Nodland, Century, :21.18  
 1M Diving: Johnny Mindt, Mandan, 483.70 pts

100 Butterfly: Tysten Ruhland, Century, :53.42  
 100 Freestyle: Eric Anderson, Wahpeton, :47.34  
 500 Freestyle: Chris Birnbaum, Century, 4:43.85

200 Freestyle Relay: Mandan, 1:27.82 (TJ Reinhardt, Joey Clark, David Hoffman, Matheus Pimenta)  
 100 Backstroke: Zachary Bueling, WF Sheyenne, :52.99  
 100 Breaststroke: Jayden Porter, Century, :59.11  
 400 Freestyle Relay: Mandan, 3:14.62 (M. Pimenta, J. Clark, TJ Reinhardt, D. Hoffman)



## Minot Magicians

2017-18 WDA Champions

2017-18 ND State Champions

## 2017-18 WDA TOP EVENT PERFORMERS (BY TEAM)

## 200 Freestyle

Bismarck-Eric Krug, 1:48.89  
 Century-Chris Birnbaum, 1:43.70  
 Dickinson-Taven Wilson, 2:05.33  
 Jamestown-Cole Rasmussen, 1:55.77  
 Legacy-Austin Schlecht, 1:57.06  
 Mandan-Matheus Pimenta, 1:48.54  
 Minot-Charlie Wentz, 1:49.71  
 Williston-Tanner Germundson, 1:51.09  
**200 Individual Medley**  
 Bismarck-Aaron Sagsveen, 2:12.92  
 Century-Jayden Porter, 1:59.85  
 Dickinson-Isaac Ellerkamp, 2:16.45  
 Jamestown-Jonas Flann, 2:11.86  
 Legacy-Shawn Holweger, 2:13.90  
 Mandan-Matheus Pimenta, 1:57.22  
 Minot-William Walker-Rozo, 2:00.71  
 Williston-Jaxen Bratcher, 2:11.20

## 50 Freestyle

Bismarck-Eric Krug, :22.38  
 Century-Adam Nodland, :21.16  
 Dickinson-Steve Bratten, :23.21  
 Jamestown-Jonas Flann, :22.26  
 Legacy-Carter Scott, :24.25  
 Mandan-Joey Clark, :21.88  
 Minot-Steve Novak, :22.07  
 Williston-Parker Krom, :22.88

## 100 Butterfly

Bismarck-Eric Krug, :59.42  
 Century-Trysten Ruhland, :52.90  
 Dickinson-Isaac Ellerkamp, :59.89  
 Jamestown-Colton Carlson, :57.41  
 Legacy-Shawn Holweger, 1:00.02  
 Mandan-TJ Reinhardt, :55.40  
 Minot-Peyton Huss, :55.17  
 Williston-Rhys Enget, :54.04

## 100 Freestyle

Bismarck-Eric Krug, :48.61  
 Century-Chris Birnbaum, :48.16

## Dickinson-Steve Bratten, :53.19

Jamestown-Jonas Flann, :51.53  
 Legacy-Austin Schlecht, :54.37  
 Mandan-Matheus Pimenta, :47.48  
 Minot-Gannon Miller, :49.33  
 Williston-Tanner Germundson, :50.46

## 500 Freestyle

Bismarck-Eric Krug, 5:19.03  
 Century-Chris Birnbaum, 4:43.74  
 Dickinson-NA  
 Jamestown-Cole Rasmussen, 5:12.21  
 Legacy-Shawn Holweger, 5:13.50  
 Mandan-Matheus Pimenta, 4:47.21  
 Minot-William Walker-Rozo, 4:59.87  
 Williston-Elijah Willardson, 5:13.48

## 100 Backstroke

Bismarck-Josh Kuhn, 1:00.91  
 Century-Charles Koebele, :54.78  
 Dickinson-Steve Bratten, :58.98  
 Jamestown-Noah Haglund, 1:00.31  
 Legacy-Derek Freborg, 1:05.73  
 Mandan-Ryan Bergman, :58.37  
 Minot-Dominic Yoder, :55.32  
 Williston-Rhys Enget, :57.20

## 100 Breaststroke

Bismarck-Aaron Sagsveen, 1:07.48  
 Century-Jayden Porter, 1:00.84  
 Dickinson-Isaac Ellerkamp, 1:07.12  
 Jamestown-Colton Carlson, 1:01.54  
 Legacy-Tucker Glenn, 1:04.41  
 Mandan-TJ Reinhardt, 1:03.07  
 Minot-Griffin Schaeffer, 1:01.52  
 Williston-Jaxen Bratcher, 1:11.28

## 200 Freestyle Relay

Bismarck-1:37.84 (Josh Kuhn, Brandon Vetter, Aaron Sagsveen, Eric Krug)  
 Century-1:27.94 (Adam Nodland, Trysten Ruhland, Chris Birnbaum, Will Dohrmann)  
 Dickinson-1:35.87 (Steve Bratten,

## Isaac Ellerkamp, Garrett Billings, Taven Wilson)

Jamestown-1:33.34 (Colton Carlson, Andy Pfeiffer, Luca Flann, Jonas Flann)  
 Legacy-1:42.24 (Austin Schlecht, Ethan Gardiner, Tucker Glenn, Derek Freborg)  
 Mandan-1:27.82 (TJ Reinhardt, Joey Clark, David Hoffman, Matheus Pimenta)  
 Minot-1:29.96 (Steve Novak, Gannon Miller, Zac Spaulding, Charlie Wentz)  
 Williston-1:37.84 (Parker Krom, Jaxen Bratcher, Tanner Germundson, Rhys Enget)

## 200 Medley Relay

Bismarck-1:49.46 (Isaac McGarvey, Aaron Sagsveen, Josh Kuhn, Eric Krug)  
 Century-1:37.78 (Charles Koebele, Jayden Porter, Trysten Ruhland, Will Dohrmann)  
 Dickinson-1:51.14 (Steven Bratten, Isaac Ellerkamp, Taven Wilson, Garrett Billings)  
 Jamestown-1:43.96 (Noah Haglund, Colton Carlson, Luca Flann, Jonas Flann)  
 Legacy-Legacy-1:52.68 (Derek Freborg, Tucker Glenn, Shawn Holweger, Carter Scott)  
 Mandan-1:46.65 (Ryan Bergman, TJ Reinhardt, Matheus Pimenta, Joey Clark)  
 Minot-1:41.60 (Easton Evanoff, Griffin Schaeffer, William Walker-Rozo, Steve Novak)  
 Williston-1:43.58 (Parker Krom, Jaxen Bratcher, Rhys Enget, Tanner Germundson)

## 400 Freestyle Relay

Bismarck-3:33.95 (Brandon Vetter, Josh Kuhn, Aaron Sagsveen, Eric Krug)  
 Century-3:16.17 (Chris Birnbaum, Adam Nodland, Ryan Johnson, Jayden Porter)  
 Dickinson-3:50.88 (Steven Bratten, Isaac Ellerkamp, Garrett Billings, Taven Wilson)  
 Jamestown-3:38.16 (Zack Steinberger, Noah Haglund, Tyler Bjorgaard, Cole Rasmussen)  
 Legacy-3:40.00 (Austin Schlecht, Derek Freborg, Shawn Holweger, Carter Scott)  
 Mandan-3:14.62 (Matheus Pimenta, Joey Clark, TJ Reinhardt, David Hoffman)  
 Minot-3:21.47 (Easton Evanoff, Zac Spaulding, Gannon Miller, William Walker-Rozo)  
 Williston-3:23.64 (Tanner Germundson, Jaxen Bratcher, Parker Krom, Rhys Enget)

## 1M Diving

Bismarck-Scott Erickson, 332.95  
 Century-Josh Pikarski, 460.35  
 Dickinson-Dawson Wilson, 343.65  
 Jamestown-Gage Poland, 333.85  
 Legacy-Tug Johnson, 261.20  
 Mandan-Johnny Mindt, 499.30  
 Minot-Reece Pederson, 336.65  
 Williston-Matthew Jorgenson, 401.55

NA: Not Available

## SEASON NOTES

\*This was the 42nd season of WDA/West Region competition.  
 \*Minot won the WDA Championship, its 36th conference title; and the ND State title, it's 26th championship.

\*Minot did not have an individual champion or a runner-up finisher at the state meet.

\*Century had five individual state champions and won a relay while Mandan had two individual champions and won two relays.

\*Century's Chris Birnbaum was a double winner (200 freestyle and 500 freestyle).

\*Mandan's Johnny Mindt won the 1M state diving title for a second straight year. He also set a new WDA meet record with 499.3 points.

\*Mandan's 200 meter relay set a new WDA meet record in a time of 1:28.19 (TJ Reinhardt, Joey Clark, David Hoffman, Matheus Pimenta)

\*Century, Jamestown and Minot all had at least one meet title.

\*Minot's Easton Evanoff was region senior athlete of the year.

\*Minot's Jake Solper was named region coach of the year.

All-WDA selections: **Bismarck High:** Eric Krug; **Century:** Chris Birnbaum, Jayden Porter, Charles Koebele, Trysten Ruhland, Ryan Johnson, Josh Pikarski; **Legacy:** Shawn Holweger; **Dickinson:** Isaac Ellerkamp; **Jamestown:** Jonas Flann;

**Mandan:** Matheus Pimenta, Johnny Mindt, Joey Clark, David Hoffman, TJ Reinhardt; **Minot High:** Easton Evanoff, William Walker-Rozo, Jack Wolsky, Connor Templeton, Peyton Huss, Gannon Miller, Dominic Yoder, Charlie Wentz; **Williston:** Matthew Jorgenson, Christian Pfau, Rhys Enget

## BISMARCK HIGH DEMONS

WDA Finish: 6th

State Finish: 12th

Duals: 0-3

D9 Williston Sprint Meet

D15 Bismarck Multi-Dual

D21 @ Dickinson

D29 Mandan Pentathlon

J5 Fargo North Quad

J6 Fargo Manley Invite

J11 MINOT

J13 Jamestown Invite

J20 Minot Invite

J26 West Fargo Duals

J27 West Fargo Invite

F2 Century Duals

F3 Century Invite

F10 Mandan Invite

F15 CENTURY

F24 WDA Championships

M3 ND State Meet

Duals: 5-1

D9 Williston Sprint Meet

D16 Bismarck Invite

D21 JAMESTOWN

D29 Mandan Pentathlon

J5 Fargo North Quad

J6 Fargo Manley Meet

J13 @Mandan

J18 @Dickinson

J27 West Fargo Invite

F2 Century Duals

F3 Century Invite

F10 Mandan Invite

F8 @Minot

F10 Mandan Invite

F15 Legacy, Bismarck High

F24 WDA Championships

M3 ND State Meet

Duals: 0-2

D9 Williston Sprint Meet

D14 @Jamestown

D16 Bismarck Invite

J18 CENTURY

J20 Minot Invite

J26 West Fargo Duals

J27 West Fargo Invite

F2 Century Duals

F3 Century Invite

F10 Mandan Invite

F24 WDA Championships

M3 ND State Meet

Duals: 11th

D14 DICKINSON

D21 @Century, Legacy

J6 Maroon-Gold Invite

J12 WILLISTON

J13 Jamestown Invite

J19 @Minot, Grand Forks

J26 West Fargo Duals

J27 West Fargo Invite

F1 MINOT

F15 Blue Jay Quad Meet

F24 WDA Championships

M3 ND State Meet

Duals: 5th

D9 Williston Sprint Meet

D14 MINOT

D16 Bismarck Invite

D21 JAMESTOWN

J11 @Mandan

J20 Minot Invite

J27 West Fargo Invite

F2 Century Duals

F3 Century Invite

F10 Mandan Invite

F15 Century

F24 WDA Championships

M3 ND State Meet

Duals: 6th

D9 Williston Sprint Meet

D14 MINOT

D16 Bismarck Invite

D29 Mandan Pentathlon

J6 Fargo Manley Meet

J11 LEGACY

J13 CENTURY

J20 Minot Invite

13th

W

L

W

L

W

L

W

L

W

L

W

L

W

L

W

L

W

L

W

L

W

L

W

L

W

L

W

L

W

L

W

L

W

L

W

L

W

L

W

L

W

L

W

L

W

L

W

L

W

L

W

L

W

L

W

L

W

L

W

L

W

L

W

L

W

L

W

L

W

L

W

L

W

L

W

L

W

L

W

L

W

L

W

L

W

2017-18 WDA/WEST REGION STANDINGS

Team	Conf.	Home	Away	Streak	Overall	Home	Away	Neutral
Century	16-2	8-1	8-1	W15	25-2	8-1	9-1	8-0
Bismarck High	15-3	8-1	7-2	W3	16-7	8-1	7-3	1-3
Mandan	15-3	8-1	7-2	W1	22-5	8-1	7-2	6-2
Minot	14-4	7-2	7-2	W6	18-5	8-2	9-2	1-2
Legacy	9-9	5-4	4-5	L1	9-14	5-4	4-6	0-4
Jamestown	8-10	5-4	3-6	L1	12-14	5-4	4-7	2-3
St. Mary's	5-13	3-6	2-7	L1	10-18	5-6	5-6	1-2
Dickinson	4-14	2-7	2-7	W1	8-17	4-8	3-7	1-2
TMCHS	3-15	2-7	1-8	L3	6-16	3-7	3-9	0-0
Williston	1-17	1-8	0-9	L15	3-19	2-8	1-11	0-0

Teams play a double round-robin schedule. Streak reflects only WDA games. BHS won tie-break over Mandan for the No. 2 seed. Top 6 finishers earned automatic berths into West Region Tournament.

2017-18 POSTSEASON REWIND

**Feb. 23**  
**W. Region play-in**  
 No. 7 St. Mary's 82, No. 10 Williston 73  
 No. 8 Dickinson 58 No. 9 TMCHS 45  
**March 1**  
**West Region Tournament, Bismarck Quarterfinal**  
 No. 1 Century 70, No. 8 Dickinson 47  
 No. 4 Minot 68, No. 5 Legacy 51  
 No. 7 St. Mary's 67, No. 2 Bismarck High 65  
 No. 6 Jamestown 70, No. 3 Mandan 67  
**March 2**  
**West Region Tournament, Bismarck Loser-out**  
 Dickinson 71, Legacy 63  
 Mandan 66, Bismarck High 57  
**Semifinals**  
 Century 68, Minot 65  
 Jamestown 76, St. Mary's 62

**March 3**  
**West Region Tournament, Bismarck Championship**  
 Century 71, Jamestown 29  
**State Qualifier**  
 Mandan 72, Minot 69  
 St. Mary's 68, Dickinson 55  
**March 8**  
**Class A Tournament, Fargo Quarterfinal**  
 1W Century 68, 4E GF Red River 44  
 3W Mandan 68, 2E Fargo Shanley 53  
 1E WF Sheyenne 80, 4W St. Mary's 70  
 3E West Fargo 85, 2W Jamestown 81 (OT)  
**March 9**  
**Class A Tournament, Fargo Loser-out**  
 Fargo Shanley 89, GF Red River 54  
 St. Mary's 77, Jamestown 68  
**Semifinals**  
 Century 63, Mandan 55  
 WF Sheyenne 69 West Fargo 63

**March 19**  
**Class A Tournament, Fargo Championship**  
 Century 63, WF Sheyenne 56  
**Third Place**  
 Mandan 104, West Fargo 79  
**Fifth Place**  
 Fargo Shanley 88, St. Mary's 64



Bismarck Century Patriots

2017-18 WDA Champions

2017-18 West Region Champions

2017-18 Class A Champions

**All-Tournament Team**  
 Century: Kade Amundson, \*Kade Lynch, Josh Sipes; WF Sheyenne: Kemal Hajric, Christian Kuntz, Zach Westphal; Mandan: Trae Steckler, Elijah Klein; West Fargo: Abdi Sufi; Fargo Shanley: Jake Kava; St. Mary's: Cole Gendreau \* MVP

2017-18 WDA HEAD-TO-HEAD RESULTS

	BHS	CEN	DIK	JAM	LEG	MAN	MIN	STM	TM	WIL
BHS		55-53W 63-64L	79-35W 83-57W	65-42W 70-68W	80-67W 83-51W	76-64W 47-71L	69-67W 61-64L	74-63W 89-56W	65-50W 68-57W	72-56W 74-55W
CEN	53-55L 64-63W		76-68W 68-54W	80-71W 69-50W	51-34W 79-54W	58-63L 54-52W	79-50W 48-38W	71-46W 80-46W	61-44W 85-47W	76-47W 83-55W
DIK	68-76L 57-83L	68-76L 54-68L		60-71L 45-51L	51-83L 49-58L	43-72L 53-80L	40-82L 68-74L	61-71L 65-67L	64-52W 63-61W	49-48W 65-54W
JAM	43-65L 68-70L	71-80L 50-69L	71-60W 51-45W		48-60L 59-50W	58-73L 76-80L	66-74L 69-92L	79-70W 61-58W	65-40W 56-65L	82-67W 81-69W
LEG	67-80L 51-83L	34-51L 54-79L	83-51W 58-49W	60-48W 50-59L		49-74L 61-72L	47-62L 57-72L	75-66W 59-56W	58-55W 57-55W	72-38W 65-52W
MAN	64-76L 71-47W	63-58W 52-54L	72-43W 80-53W	73-58W 80-76W	74-49W 72-61W		69-66W 66-85L	97-61W 101-82W	95-47W 113-76W	97-73W 91-72W
MIN	67-69L 64-61W	50-79L 38-48L	82-40W 74-68W	74-66W 92-69W	62-47W 72-57W	66-69L 85-66W		88-45W 75-45W	95-44W 118-65W	72-45W 85-41W
STM	63-74L 56-89L	46-71L 46-80L	71-61W 67-65W	70-79L 58-61L	66-75L 67-65L	61-97L 82-101L	45-88L 45-75L		84-78W 81-72W	73-75L 74-60W
TM	50-65L 57-68L	44-61L 47-85L	52-64L 61-63L	40-65L 65-56W	55-58L 55-57L	47-95L 76-113L	44-95L 65-118L	78-84L 72-81L		78-63W 62-59W
WIL	56-72L 55-74L	47-76L 55-83L	48-49L 54-65L	67-82L 62-65L	38-72L 52-65L	73-97L 72-91L	45-72L 41-85L	75-73W 60-74L	63-78L 59-62L	

SEASON NOTES

\*This was the 54th season of WDA/West Region play.  
 \*Century won its third state title, and first since 2011...and its 12th WDA title.  
 \*Century became the first team since Mandan (2009) to win the WDA regular season title...The West Region Tournament title and Class A title.  
 \*Century, Jamestown, Mandan and St. Mary's qualified for the Class A state tournament.  
 \*Jamestown, seeded No. 6, reached the West Region Championship for the first time and qualified for the state tournament for the first time since 2015.  
 \*St. Mary's, seeded No. 7, qualified for the state tournament for the first time since 2014.  
 \*Mandan qualified for the state tournament for the first time since 2013.  
 \*Mandan's Trae Steckler was named W. Region senior athlete of the year.  
 \*Century's Darin Mattern was region coach of the year.  
 \*Three-time defending Class A champion Minot did not qualify for the state tournament for the first time since 2013.  
 \*Century won its last 21 games of the season.  
 \*Mandan's 104 points in a 104-79 win over West Fargo in the third place game was a state record.  
 \*WDA record vs. EDC: 7-2  
 \*Two WDA teams had 20 or more wins (Century, Mandan).  
 \*Mandan led the conference in team scoring, averaging 77.0 ppg...Century led the conference in team defense, allowing just 50.1 ppg.  
 \*WDA State leaders Scoring: Julian Parisien, TMCHS, 23.9 (Per game); Rebounding: Elijah Klein, Man., 8.5; Assists: Ian Schafer, BHS, 4.7; Steals: Cole Gendreau, SM, 2.8; Block Shots: Kade Amundson, Cent., 1.2  
 \*All-WDA selections:  
**Bismarck High:** Tanner Davis, Joe Jahner, Ian Schafer; **Century:** Josh Sipes, Kade Amundson, Treyton Mattern; **Legacy:** Jason Hoekstra, Austin Wolf; **St. Mary's:** Cole Gendreau; **Dickinson:** Krew Mather; **Jamestown:** Mason Walters, Boden Skunberg; **Mandan:** Trae Steckler, Camren Steckler, Elijah Klein; **Minot High:** Peyton Lamoureux, Klabunde, Chandler Albertson; **TMCHS (Belcourt):** Julian Parisien; **Williston:** William Brown  
 \*WDA All-state selections: **Bismarck Century:** Kade Amundson, Josh Sipes; **Jamestown:** Mason Walters; **Mandan:** Trae Steckler; **Minot:** Chandler Albertson

**BISMARCK DEMONS**  
 Overall Record: 16-7  
 WDA Record: 15-3  
 D1 DICKINSON 79-35W  
 D6 @St. Mary's 74-36W  
 D12 JAMESTOWN 65-42W  
 D15 @Williston 72-56W  
 D19 CENTURY 55-53W  
 D21 @TMCHS 65-50W  
 D28 Layton, UT 78-51W  
 D29 @Camp. Co. WY 58-60L  
 D30 Las Vegas, NV 39-75L  
 J6 @Minot 69-67W  
 J9 MANDAN 76-64W  
 J11 @Legacy 80-67W  
 J20 @Century 63-64L  
 J23 @Dickinson 83-57W  
 J26 WILLISTON 74-55W  
 J30 @Jamestown 70-68W  
 F3 @Mandan 47-70L  
 F6 MINOT 61-64L  
 F9 ST. MARY'S 89-56W  
 F17 TMCHS 68-57W  
 F20 LEGACY 83-51W  
 M1 St. Mary's 65-67L  
 M2 Mandan 57-66L  
 \* W. Region Quarterfinal  
 % W. Region Loser-out

**CENTURY PATRIOTS**  
 Overall Record: 25-2  
 WDA Record: 16-2  
 D2 MANDAN 58-63L  
 D7 @Camp. Co. WY 70-53W  
 D8 Thunder Basin WY 71-45W  
 D9 Chey. East, WY 68-35W  
 D16 MINOT 79-50W  
 D19 @Bismarck High 53-55L  
 D27 @TMCHS 63-44W  
 J2 LEGACY 51-34W  
 J5 WILLISTON 76-47W  
 J9 @Dickinson 76-68W  
 J11 ST. MARY'S 71-46W  
 J18 @Jamestown 80-71W  
 J20 BISMARCK HIGH 64-63W  
 J23 @Mandan 54-52W  
 J30 @Minot 48-38W  
 F2 TMCHS 85-47W  
 F8 DICKINSON 68-54W  
 F13 @Legacy 79-54W  
 F15 JAMESTOWN 69-50W  
 F17 @Williston 83-55W  
 F20 @St. Mary's 80-46W  
 M1 Dickinson 70-47W  
 M2 Minot 69-65W  
 M3 Jamestown 71-29W  
 M8 GF Red River 68-44W  
 M9 Mandan 63-55W  
 M10 WF Shey 55 63-56W  
 \* W. Region Quarterfinal  
 \* W. Region Semifinal  
 \*\* W. Region Championship  
 \$\$\$ Class A Quarterfinal  
 \$\$\$ Class A Semifinal  
 \$\$\$ Class A Championship

**DICKINSON MIDGETS**  
 Overall Record: 8-17  
 WDA Record: 6-14  
 D1 @Bismarck High 35-79L  
 D6 @TMCHS 64-52W  
 D9 @Minot 42-80L  
 D14 @Mandan 43-73L  
 D19 @Watford City 69-51W  
 D29 Rap. City, Can. 50-69L  
 J2 @Williston 49-48W  
 J5 @Legacy 51-83L  
 J9 CENTURY 68-76L  
 J12 JAMESTOWN 60-71L  
 J16 @St. Mary's 61-71L  
 J19 TMCHS 63-61W  
 J25 BISMARCK HIGH 57-83L  
 J26 NING 68-74L  
 J29 WATFORD CITY 82-60W  
 F1 LEGACY 49-58L  
 F6 ST. MARY'S 65-67L  
 F8 @Century 54-68L  
 F13 MANDAN 63-80L  
 F17 @Jamestown 45-51L  
 F20 WILLISTON 65-54W  
 M1 @Century 49-45W  
 M1 Century 47-70L  
 M2 Legacy 61-63W  
 M3 St. Mary's 56-67L  
 \* W. Region Quarterfinal  
 % W. Region Loser-out  
 % W. Region State Qualifier

**JAMESTOWN BLUE JAYS**  
 Overall Record: 12-14  
 WDA Record: 8-10  
 D5 @Fargo Davies 61-71L  
 D12 @Bismarck High 42-55L  
 D14 ST. MARY'S 79-70W  
 D19 @Mandan 58-72L  
 D21 @Legacy 49-60L  
 J26 VALLEY CITY 78-52W

D30 @Fargo North 61-51W  
 J2 MINOT 66-74L  
 J6 TMCHS 65-40W  
 J12 @Dickinson 71-60W  
 J13 @Williston 82-67W  
 J16 CENTURY 71-80L  
 J23 @St. Mary's 74-36W  
 J25 LEGACY 59-50W  
 J30 BISMARCK HIGH 68-70L  
 F2 @Minot 69-92L  
 F9 WILLISTON 81-69W  
 F10 @TMCHS 56-65L  
 F15 @Century 50-69L  
 F17 DICKINSON 51-45W  
 F20 MANDAN 76-80L  
 M1 Mandan 70-67W  
 M2 St. Mary's 76-62W  
 M3 Century 29-71L  
 M8 West Fargo 81-85L(OT)  
 M9 St. Mary's 68-77L  
 \* W. Region Quarterfinal  
 \* W. Region Semifinal  
 \*\* W. Region Semifinal  
 \*\*\* W. Region Championship  
 \$\$\$ Class A Quarterfinal  
 \$\$\$ Class A Loser-out

**LEGACY SABERS**  
 Overall Record: 9-14  
 WDA Record: 9-9  
 D7 Chey. East WY 40-57L  
 D8 @Camp. Co. WY 48-78L  
 D9 Chey. Cen. WY 47-54L  
 D14 MANDAN 49-74L  
 D19 @St. Mary's 75-66W  
 D21 JAMESTOWN 60-48W  
 D29 @TMCHS 58-55W  
 J2 @Century 34-51L  
 J5 DICKINSON 83-51W  
 J6 WILLISTON 72-38W  
 J11 BISMARCK HIGH 67-80L  
 J18 @Minot 47-62L  
 J20 ST. MARY'S 59-56W  
 M1 Dickinson 68-55W  
 M8 WF Shey. \$ 70-80L  
 M9 Jamestown 77-68W  
 M10 F. Shanley 64-88L  
 \* W. Region Play-in  
 \* W. Region Quarterfinal  
 \*\* W. Region Semifinal  
 \*\*\* W. Region State Qualifier  
 \$\$\$ Class A Quarterfinal  
 \$\$\$ Class A Loser-out  
 !!! Class A Fifth place  
 % W. Region Loser-out

**MANDAN BRAVES**  
 Overall Record: 22-5  
 WDA Record: 15-3  
 D2 @Century 63-58W  
 D14 @Legacy 74-49W  
 D16 DICKINSON 72-43W  
 D19 JAMESTOWN 73-58W  
 D27 Litchfield, MN 71-53W  
 D28 @St. Cloud Tech. 76-71W  
 D29 Melrose, MN 71-58W  
 J4 @St. Mary's 97-61W  
 J5 @TMCHS 95-47W  
 J9 @Bismarck High 64-76L  
 J12 MINOT 69-66W  
 J19 @Williston 97-73W  
 J23 CENTURY 52-54L  
 J26 TMCHS 113-76W  
 F1 ST. MARY'S 101-82W  
 F3 BISMARCK HIGH 71-47W  
 F8 LEGACY 72-61W  
 F10 WILLISTON 91-72W  
 F13 @Dickinson 80-63W  
 F16 @Minot 66-85L  
 F20 @Jamestown 89-76W  
 M1 Jamestown 67-70L  
 M2 Bismarck High 66-57L  
 M3 Minot 72-69W  
 M8 Fargo Shanley 55-63L  
 M9 Century 55-63L  
 M10 W. Fargo & 104-79W  
 \* W. Region Quarterfinal  
 \* W. Region Loser-out  
 % W. Region State Qualifier  
 \$\$\$ Class A Quarterfinal  
 \$\$\$ Class A Semifinal  
 && Class A Third Place

**MINOT MAGICIANS**  
 Overall Record: 18-6  
 WDA Record: 14-4  
 D2 @GF Red River 93-39W  
 D5 ST. MARY'S 88-45W  
 D9 DICKINSON 80-42W  
 D16 @Century 50-79L  
 D21 DEVILS LAKE 98-45W  
 D28 WILLISTON 72-45W  
 J2 @Jamestown 74-66W  
 J6 BISMARCK HIGH 72-69L  
 J9 @TMCHS 95-44W  
 J12 @Mandan 66-69L  
 J18 LEGACY 62-47W  
 J23 @Williston 85-41W  
 J26 @Dickinson 74-68W

J27 @Spearfish, SD 81-55W  
 J30 CENTURY 38-48L  
 F2 JAMESTOWN 92-69W  
 F6 @Bismarck High 64-61W  
 F10 Legacy 72-57W  
 F13 @St. Mary's 75-45W  
 F12 MANDAN 85-66W  
 F19 TMCHS 118-65  
 M1 Legacy 68-70L  
 M2 Century 65-68L  
 M3 Mandan 69-72L  
 \* W. Region Quarterfinal  
 \*\* W. Region Semifinal  
 % W. Region State Qualifier

**ST. MARY'S SAINTS**  
 Overall Record: 10-18  
 WDA Record: 5-13  
 D2 @WF Sheyenne 67-74L  
 D5 @Minot 45-88L  
 D8 BISMARCK HIGH 63-74L  
 D14 @Jamestown 70-79L  
 D16 @Williston 73-75L  
 D19 LEGACY 66-75L  
 D27 @Fargo Shanley 58-77L  
 J4 MANDAN 61-97L  
 J5 WATFORD CITY 91-58W  
 J11 @Century 46-71L  
 J12 @TMCHS 84-78W  
 J16 DICKINSON 71-81W  
 J20 @Legacy 56-59L  
 J23 JAMESTOWN 58-61L  
 J27 WILLISTON 74-60W  
 F1 @Mandan 82-101L  
 F9 @Dickinson 60-48W  
 F9 Bismarck High 56-89L  
 F13 MINOT 45-75L  
 F15 DICKINSON 81-72W  
 F16 CENTURY 46-80L  
 F23 Williston & 82-73W  
 M1 Bismarck High 67-65W  
 M2 Jamestown 62-76L  
 M3 Dickinson 68-55W  
 M8 WF Shey. \$ 70-80L  
 M9 Jamestown 77-68W  
 M10 F. Shanley 64-88L  
 \* W. Region Play-in  
 \* W. Region Quarterfinal  
 \*\* W. Region State Qualifier  
 \$\$\$ Class A Quarterfinal  
 \$\$\$ Class A Loser-out  
 !!! Class A Fifth place

**TMCHS (BELCOURT) BRAVES**  
 Overall Record: 6-16  
 WDA Record: 3-15  
 D2 GF CENTRAL 78-50W  
 D8 DICKINSON 52-64L  
 D9 WILLISTON 78-63W  
 D21 BISMARCK HIGH 50-65L  
 D27 CENTURY 44-61L  
 D29 LEGACY 55-58L  
 J5 MANDAN 47-95L  
 J6 @Jamestown 40-65L  
 J9 MINOT 44-95L  
 J12 ST. MARY'S 78-84L  
 J16 @Watford City 84-55W  
 J19 @Dickinson 61-63L  
 J20 @Williston 62-59W  
 J26 @Mandan 76-113L  
 F2 @Century 47-85L  
 F3 @Legacy 45-57L  
 F6 POPLAR, MT 87-86W  
 F10 JAMESTOWN 65-56W  
 F16 @St. Mary's 72-81L  
 F17 @Bismarck High 57-68L  
 F19 @Minot 65-118L  
 F23 @Dickinson & 45-58L  
 \* W. Region Play-in

**WILLISTON COYOTES**  
 Overall Record: 3-19  
 WDA Record: 1-17  
 D2 @Custer Co. MT 63-65L  
 D9 @TMCHS 63-78L  
 D15 BISMARCK HIGH 52-72L  
 D16 ST. MARY'S 75-73W  
 D28 MINOT 45-72L  
 J2 DICKINSON 48-49L  
 J5 @Century 47-76L  
 J6 Legacy 38-72L  
 J9 WATFORD CITY 90-52W  
 J13 JAMESTOWN 73-97L  
 J19 MANDAN 59-62L  
 J20 TMCHS 59-62L  
 J23 MINOT 41-85L  
 J26 @Bismarck High 55-74L  
 J27 @St. Mary's 67-76L  
 F1 @Watford City 64-60W  
 F9 @Jamestown 69-81L  
 F10 @Mandan 72-91L  
 F16 LEGACY 52-72L  
 F17 CENTURY 53-88L  
 F20 @Dickinson 54-65L  
 F23 @St. Mary's & 78-82L  
 \* W. Region Play-in



2017-18 WDA/WEST REGION STANDINGS

Team	Conf.	Home	Away	Streak	Overall	Home	Away	Neutral
Century	17-1	9-0	8-1	L1	26-1	9-0	9-1	8-0
St. Mary's	15-3	9-0	6-3	W2	21-6	9-0	7-4	5-2
Mandan	14-4	7-2	7-2	W4	20-7	7-2	8-2	5-3
Legacy	10-8	5-4	5-4	W1	14-13	5-4	5-5	4-4
Jamestown	10-8	6-3	4-5	L1	14-10	7-3	6-5	1-2
Bismarck High	9-9	5-4	4-5	L1	12-12	5-4	4-5	3-4
Minot	8-10	6-3	2-7	W1	10-14	7-4	3-8	0-2
Dickinson	5-13	3-6	2-7	W1	8-15	5-7	3-7	0-2
Williston	2-16	1-8	1-8	L9	4-18	2-8	2-10	0-0
TMCHS	0-18	0-9	0-9	L18	1-20	1-9	0-11	0-0

Teams play a double round-robin schedule. Streak reflects WDA games only

2017-18 POSTSEASON REWIND

<b>Feb. 23</b> West Region Play-in No. 8 Dickinson 54, No. 9 Williston 35 No. 7 Minot 63, No. 10 TMCHS 45 <b>March 1</b> West Region Tournament, Bismarck Quarterfinal No. 1 Century 67, No. 8 Dickinson 24 No. 4 Legacy 66, No. 5 Jamestown 57 No. 2 St. Mary's 64, No. 7 Minot 47 No. 3 Mandan 68, No. 6 Bismarck High 41 <b>March 2</b> West Region Tournament Semifinals Century 77, Legacy 42 Mandan 62, St. Mary's 60 <b>Loser-out</b> St. Mary's 57, Dickinson 39	Jamestown 58, Minot 52 <b>March 4</b> West Region Tournament, Bismarck Championship Century 71, Mandan 58 <b>State Qualifier</b> Legacy 55, Bismarck High 33 St. Mary's 61, Jamestown 45 <b>March 8</b> Class A Tournament, Fargo Quarterfinal 1W Century 66, 4E WF Sheyenne 42 3W St. Mary's 70, 2E GF Red River 64 (OT) 4W Legacy 68, 1E Fargo Davies 38 2W Mandan 68, 3E Devils Lake 46 <b>March 9</b> Class A Tournament, Fargo Semifinals Century 55, St. Mary's 48 Mandan 64, Legacy 59 <b>Loser-out</b> WF Sheyenne 61, GF Red River 37	Fargo Davies 56, Devils Lake 55 <b>March 10</b> Class A Tournament, Fargo Championship Century 55, Mandan 51 <b>Third Place</b> St. Mary's 70, Legacy 45 <b>Fifth Place</b> Fargo Davies 61, WF Sheyenne 48 <b>All-Tournament Team</b> Century: Lily Keplin, Lauren Ware Mandan: Kennedy Harris, Megan Zander, Courtney Olson Bismarck St. Mary's: Tonya Dvorak, Sydney Smith Legacy: Whitney Thomas, Fargo Davies; Alyssa Paper WF Sheyenne: Maggie Manson Devils Lake: Mattea Vetsch MVP: M. Zander, Mandan
--	---	---



Bismarck Century Patriots

2017-18 WDA Champions

2017-18 West Region Tournament Champions

2017-18 Class A Champions

SEASON NOTES

\*This was the 38th season of WDA/West Region play. \*Century won its fifth Class A title and was playing in its 16th straight tournament. \*Century won its 11th WDA title, fourth in a row and reached the West Region Championship for a 10th year in a row en route to the title.

\*\*The WDA went 1-2-3-4 at the Class A Tournament (Century-Mandan-St. Mary's-Legacy). \*Century, St. Mary's, Mandan, Legacy were state qualifiers. \*St. Mary's qualified for the state tournament for the first time since 1998. The Saints were the only team to hand Century a loss. \*Mandan reached the Class A title game for the first time since 2009. \*St. Mary's Tonya Dvorak was region and state senior athlete of the year.

\*St. Mary's Shannon Copas was region and state coach of the year. \*WDA Stat leaders Scoring: Megan Zander, MAN, 19.9 (Per game); Rebounding: M Zander, MAN, 12.3 Assists: Alli McCoy, MIN, 4.4; Steals: Taylor Gerving, SM/Zander, MAN, 3.0; Block Shots: Lauren Ware, CEN, 3.6

\*WDA record vs. EDC: 9-2  
\*All WDA selections: **Bismarck High:** Cadee Ryckman, So. G; **Century:** Lily Keplin, Jr., G; Lauren Ware, So., F; Katelyn Selensky, Sr., G; **Dickinson:** Gabrielle Jung, Jr., G; **Jamestown:** Megan Gaffaney, Sr., G; F; Courtney Peterson, Jr., G; F; **Legacy:** Whitney Carlson, Sr., F; **Mandan:** Kennedy Harris, Jr., G; Megan Zander, Jr., F; **St. Mary's:** Tonya Dvorak, Sr., F; Taylor Gerving, Jr., G; Sydney Smith, Sr., G; \*WDA All-state selections: **Century:** Lily Keplin\*, Lauren Ware\*; **Legacy:** Whitney Thomas; **Mandan:** Megan Zander\*; **St. Mary's:** Tonya Dvorak  
\* 1st team

**BISMARCK DEMONS**  
Overall Record: 12-12  
WDA Record: 9-9  
D1 DICKINSON 56-33W  
D8 @St. Mary's 46-60L  
D12 JAMESTOWN 46-63W  
D15 @WILLISTON 63-42W  
D19 CENTURY 41-50L  
D21 @TMCHS 93-43W  
D28 Lynnwood, CA 48-50L  
D29 Battle Gr, WA 62-12W  
D30 Milwaukee, OR 53-34W  
J5 @Minot 62-67L(OT)  
J9 MANDAN 49-70L  
J11 @Legacy 58-45W  
J20 @Century 23-63L  
J23 @Dickinson 57-37W  
J28 WILLISTON 60-51W  
J29 @Jamestown 48-63L  
F2 @Mandan 52-63L  
F6 MINOT 51-39W  
F9 ST. MARY'S 49-70L  
F17 TMCHS 86-48W  
F20 LEGACY 41-53L  
M1 Mandan\* 41-68L  
M2 Minot! 55-47W(OT)  
M3 Legacy!! 33-55L  
\*W Region Quarterfinal  
! W Region Loser-out  
!! W Region State Qualifier

CENTURY PATRIOTS

Overall Record: 26-1  
WDA Record: 17-1  
D7 MANDAN 90-77W  
D7 @Camp. Co., WY 59-54W  
D8 Thunder Bas. WY 57-46W  
D9 Rapid City, SD Cent 83-34W  
D15 MINOT 72-25W  
D19 @Bismarck High 50-41W  
D27 @TMCHS 83-30W  
J2 LEGACY 85-23W  
J5 WILLISTON 79-24W  
J9 @Dickinson 87-37W  
J11 ST. MARY'S 64-49W  
J18 @Jamestown 78-49W  
J20 BISMARCK HIGH 63-23W  
J25 @Mandan 72-69W  
J29 @Minot 76-50W  
F2 TMCHS 104-23W  
F8 DICKINSON 92-30W  
F13 @Legacy 49-44W  
F15 JAMESTOWN 65-46W  
F18 @Williston 73-41W  
F20 @St. Mary's 38-39L  
M1 Dickinson\*\* 67-24W  
M2 Legacy\*\* 77-42W  
M3 Bismarck High!! 71-58W  
M8 WF Sheyenne\$ 66-42W  
M9 St. Mary's\$ 55-48W  
M10 Mandan\$55 55-51W  
\* W Region Quarterfinal  
\*\* W Region Semifinal  
\*\*\* W Region Championship  
\$ Class A Quarterfinal  
\$5 Class A Semifinal  
\$55 Class A Championship

DICKINSON MIDGETS

Overall Record: 8-15  
WDA Record: 5-13  
D1 @Bismarck High 33-56L  
D8 @TMCHS 67-61W  
D9 @Minot 53-79L  
D16 @Mandan 38-86L  
D19 @Watford City 55-42W  
D29 RAPID CITY, SD 48-77L  
J2 @Williston 93-54W  
J5 @Legacy 47-64L  
J9 CENTURY 37-87L  
J12 JAMESTOWN 37-69L  
J16 @St. Mary's 25-64L  
J19 TMCHS 78-29W  
J23 BISMARCK HIGH 55-54W  
J25 MINOT 52-54W  
J29 WATFORD CITY 75-74W  
F1 LEGACY 53-82L  
F6 ST. MARY'S 39-71L  
F8 @Century 30-92L  
F13 MANDAN 36-72L  
F17 @Jamestown 53-76L  
F20 WILLISTON 53-35W  
F23 WILLISTON@ 54-35W  
M1 Century\* 24-67L  
M2 Jamestown! 60-65L  
@ W Region Play-in  
\*W Region Quarterfinal  
! W Region Loser-out

JAMESTOWN BLUE JAYS

Overall Record: 14-10  
WDA Record: 10-8  
D1 @West Fargo 87-72W  
D12 @Bismarck High 63-66L  
D14 ST. MARY'S 41-54L  
D19 @Mandan 65-76L  
D21 @Legacy 46-67L  
D28 VALLEY CITY 67-61W  
D30 @Fargo North 66-47W  
J2 MINOT 63-50W  
J6 TMCHS 81-40W  
J12 @Dickinson 69-37W  
J13 @Williston 59-48W  
J18 CENTURY 49-78L  
J23 @St. Mary's 39-59L  
J25 LEGACY 46-44W  
J28 BISMARCK HIGH 65-48W  
F1 @Minot 57-45W  
F9 WILLISTON 67-60W  
F10 @TMCHS 93-78W  
F15 @Century 46-65L  
F17 DICKINSON 76-53W  
F20 MANDAN 62-67L  
M1 Legacy\* 45-66L  
M2 Dickinson! 65-60W  
M3 St. Mary's!! 45-61L  
\* W Region Quarterfinal  
! W Region Loser-out  
!! W Region State Qualifier

LEGACY SABERS

Overall Record: 14-13  
WDA Record: 10-8  
D7 Rapid City, SD Cent 66-47W  
D8 @Camp. Co., WY 44-77L  
D9 Thunder Bas. WY 47-61L  
D14 MANDAN 57-46L  
D19 @St. Mary's 36-70L  
D21 JAMESTOWN 67-46W  
D29 @TMCHS 86-47W  
J2 @Century 82-85L  
J5 DICKINSON 64-47W  
J6 WILLISTON 49-41W  
J11 BISMARCK HIGH 45-58L  
J16 @Minot 44-50L  
J20 ST. MARY'S 38-59L  
J25 @Jamestown 44-46L  
F1 @Dickinson 82-53W  
F3 TMCHS 90-47W  
F6 @Mandan 58-56W  
F10 MINOT 61-25W  
F13 CENTURY 44-49L  
F16 @Williston 77-55W  
F20 @Bismarck High 52-41W  
M1 Jamestown\* 66-57W  
M2 Century\*\* 42-77L  
M3 Bismarck High!! 61-45W  
M8 F Davies\$ 68-38W  
M9 Mandan\$5 59-64L  
M10 St. Mary's!! 45-70L  
\* W Region Quarterfinal  
\*\* W Region Semifinal  
! W Region State Qualifier  
\$ Class A Quarterfinal  
\$5 Class A Semifinal  
# Class A Third Place

MANDAN BRAVES

Overall Record: 20-7  
WDA Record: 14-4  
D2 @Century 77-90L  
D14 @Legacy 66-57W  
D16 DICKINSON 86-33W  
D19 JAMESTOWN 76-65W  
D28 Toledo, OH 66-43W  
D29 Thunder Bas.WY 74-80L  
J5 MANDAN 48-77L  
J4 @St. Mary's 49-61L  
J9 @TMCHS 77-48W  
J9 @Bismarck High 70-49W  
J13 MINOT 61-38W  
J19 @Williston 82-41W  
J25 CENTURY 69-72L  
J26 TMCHS 80-30W  
J30 ST. MARY'S 58-50W  
F2 BISMARCK HIGH 63-52W  
F6 LEGACY 56-58L  
F10 WILLISTON 77-35W  
F13 @Dickinson 73-30W  
F15 @Minot 65-60W  
F20 @Jamestown 67-62W  
M1 Bismarck High\* 68-41W  
M2 St. Mary's\*\* 62-60W  
M3 Century\*\*\* 58-71L  
M8 Devils Lake 68-46W  
M9 Legacy\$5 64-59W  
M10 Century\$5 51-55L  
\* W Region Quarterfinal  
\*\* W Region Semifinal  
\*\*\* W Region Championship  
\$ Class A Quarterfinal  
\$5 Class A Semifinal  
\$55 Class A Championship

MINOT MAGICIANS

Overall Record: 10-14  
WDA Record: 8-10  
D2 @GF Red River 46-53L  
D5 @St. Mary's 31-71L  
D9 DICKINSON 79-52W  
D15 @Century 25-72L  
D21 DEVILS LAKE 51-59L  
D29 WILLISTON 64-51W  
J2 @Jamestown 50-63L  
J5 BISMARCK HIGH 67-62W(OT)  
J8 TMCHS 43-73L  
J13 @Mandan 38-61L  
J16 LEGACY 50-44W  
J23 @Williston 60-50W  
J26 @Dickinson 54-55L  
J29 CENTURY 50-60W  
J1 JAMESTOWN 45-57L  
F10 @Legacy 39-51L  
F13 ST. MARY'S 59-55W(OT)  
F15 MANDAN 60-65L  
F17 @Spearfish, SD 43-29W  
F20 @TMCHS 88-41W  
F23 TMCHS@ 63-45W  
M1 St. Mary's\* 47-64L  
M2 Bismarck High! 47-55L(OT)  
@ W Region Play-in  
\*W Region Quarterfinal, Bismarck  
! W Region Loser-out, Bismarck

ST. MARY'S SAINTS

Overall Record: 21-6  
WDA Record: 15-3  
D5 MINOT 71-31W  
D8 BISMARCK HIGH 60-46W  
D14 @Jamestown 54-41W  
D16 @Williston 81-41W  
D19 LEGACY 70-36W  
D27 Fargo Shanley 59-52W  
D28 @ Moorhead, MN 72-79L(OT)  
D29 St. Francis, MN 75-48W  
J4 MANDAN 64-47W  
J11 @Century 49-64L  
J12 @TMCHS 101-56W  
J15 DICKINSON 64-25W  
J20 @Legacy 59-38W  
J23 JAMESTOWN 59-39W  
J27 WILLISTON 64-30W  
J30 @Mandan 56-58L  
F6 @Dickinson 71-39W  
F9 @Bismarck High 61-51W  
F13 @Minot 55-59L(OT)  
F16 TMCHS 89-34W  
F20 Century 38-38W  
M1 Minot\* 64-47W  
M2 Mandan\*\* 60-62L  
M3 Jamestown!! 61-45W  
M8 GF Red River\$ 70-64W(OT)  
M9 Century\$ 48-55L  
M10 Legacy\* 70-45W  
\* W Region Quarterfinal  
\*\* W Region Semifinal  
! W Region State Qualifier  
\$ Class A Quarterfinal  
\$5 Class A Semifinal  
# Class A Third Place

TMCHS (BELCOURT) BRAVETTES

Overall Record: 11-20  
WDA Record: 0-18  
D2 GF CENTRAL 59-45W  
D8 DICKINSON 61-67L  
D9 WILLISTON 53-85W  
D21 BISMARCK HIGH 43-93L  
D27 CENTURY 30-83L  
D29 LEGACY 47-86L  
J5 MANDAN 48-77L  
J6 @Jamestown 40-81L  
J9 @Minot 44-73L  
J12 ST. MARY'S 56-101L  
J16 @Watford City 54-72L  
J19 @Dickinson 29-78L  
J20 @Williston 60-81L  
J26 @Mandan 30-80L  
F2 @Century 23-104L  
F3 @Legacy 47-90L  
F10 JAMESTOWN 78-93L  
F16 @St. Mary's 34-89L  
F17 @Bismarck High 48-86L  
F20 MINOT 61-88L  
F23 @Minot@ 45-63L  
@ W Region Play-in

WILLISTON COYOTES

Overall Record: 4-18  
WDA Record: 2-16  
D2 CUSTER CO. MT 62-59W  
D9 @TMCHS 89-52W  
D14 BISMARCK HIGH 42-63L  
D16 ST. MARY'S 43-81L  
D29 @Minot 51-64L  
J2 DICKINSON 57-59L  
J5 @Century 24-79L  
J6 @Legacy 41-49L  
J9 @Custer Co. MT 32-43L  
J13 JAMESTOWN 48-58L  
J19 MANDAN 41-82L  
J20 TMCHS 81-60W  
J23 MINOT 50-60L  
J26 @Bismarck High 51-60L  
J27 @St. Mary's 30-64L  
D21 @Watford City 62-47W  
F9 @Jamestown 60-67L  
J2 @Mandan 35-77L  
F16 LEGACY 55-77L  
F17 CENTURY 43-73L  
F20 @Dickinson 35-43L  
F23 @Dickinson@ 35-34L  
@ W Region Play-in

	BHS	CEN	DIK	JAM	LEG	MAN	MIN	STM	TM	WIL
<b>BHS</b>		41-50L 23-63L	63-39W 57-37W	66-63W 48-63L	58-45W 41-52L	49-70L 52-63L	62-67L(OT) 51-39W	46-64L 51-61L	93-43W 86-48W	63-42W 60-51W
<b>CEN</b>	50-41W 63-23W		87-37W 92-30W	78-49W 65-46W	85-52W 49-44W	90-77W 72-69W	72-25W 76-50W	62-49W 38-39L	83-30W 104-24W	79-24W 73-41W
<b>DIK</b>	39-63L 37-57L	37-87L 30-92L		37-69L 53-76L	47-64L 63-82L	33-86L 36-73L	52-79L 55-54W	25-64L 39-71L	67-61W 78-29W	59-57W 43-35W
<b>JAM</b>	63-66L 63-48W	49-78L 46-65L	69-37W 76-53W		46-67L 46-44W	65-76L 62-67L	63-50W 57-45W	41-54L 39-59L	81-40W 93-78W	58-48W 67-60W
<b>LEG</b>	45-58L 52-41W	52-85L 44-49L	64-47W 82-53W	67-46W 44-46L		57-66L 58-56W	44-50L 61-25W	36-70L 38-59L	86-47W 90-47W	49-41W 77-55W
<b>MAN</b>	70-49W 63-52W	77-90L 69-72L	86-33W 73-36W	76-65W 67-62W	66-57W 56-58L	61-38W 65-60W	49-61L 58-56W	77-48W 80-30W	82-41W 77-35W	
<b>MIN</b>	67-62W(OT) 39-51L	25-72L 50-76L	79-52W 54-55L	50-63L 45-57L	50-44W 25-61L	38-61L 60-65L		31-71L 59-55W(OT)	73-44W 88-61W	64-51W 60-50W
<b>STM</b>	60-46W 61-41W	49-62L 39-38W	64-25W 71-39W	54-41W 59-39W	70-36W 58-38W	61-49W 56-58L	71-31W 55-59L(OT)		101-56W 89-34W	81-41W 64-30W
<b>TM</b>	43-93L 48-86L	30-83L 24-104L	61-67L 29-78L	40-81L 79-93L	47-86L 47-90L	48-77L 30-80L	44-73L 61-88L	56-101L 34-89L		49-89L 60-81L
<b>WIL</b>	42-63L 51-60L	24-79L 41-73L	57-59L 35-43L	48-58L 60-67L	41-49L 55-77L	41-82L 35-77L	51-64L 50-60L	41-81L 30-64L	89-49W 81-60W	

2018 WDA STANDINGS

	Conf.	Home	Away	MW	ML	Overall	Home	Away/Neutral
Minot	8-0	5-0	3-0	63	9	20-1	6-0	14-1
Century	7-1	3-1	4-0	50	22	14-5	4-1	10-4
Legacy	6-2	4-1	2-1	43	29	11-6	5-2	6-4
Bismarck High	5-3	1-1	4-2	36	36	9-8	1-1	8-7
Mandan	3-5	2-3	1-2	34	38	11-9	3-4	8-5
Jamestown	3-5	0-4	3-1	23	49	4-11	0-4	4-7
St. Mary's	2-6	2-2	0-4	27	45	3-12	3-3	0-9
Williston	1-7	1-4	0-3	27	45	4-14	2-5	2-9
Dickinson	1-7	1-3	0-4	21	51	2-9	2-3	0-6

Note: Mandan held the tie-break over Jamestown  
MW: Matches won; ML: Matches lost (WDA only)

2018 POSTSEASON REWIND

**May 21**  
W. Region play-in match  
No. 8 Williston 3, No. 9 Dickinson 2

**May 24**  
West Region Tournament, Minot  
Quarterfinals  
No. 1 Minot 5, No. 8 Williston 0  
No. 5 Mandan 3, No. 4 Bismarck High 2  
No. 2 Century 4, No. 7 St. Mary's 1  
No. 3 Legacy 5, No. 6 Jamestown 0

**Loser-out**  
Bismarck High 5, Williston 0  
Jamestown 3, St. Mary's 2

**Semifinals**  
Minot 5, Mandan 0  
Century 3, Legacy 2

**State qualifiers**  
Bismarck High 3, Legacy 2  
Mandan 4, Jamestown 1

**Championship**  
Minot 5, Century 0

**May 25-26**  
West Region Individual Tournament  
Singles division  
Seventh Place  
Eden Olson, Min., def. Phoebe Olson, Jam., 6-7 (4), 6-4, 6-4  
Fifth Place  
Abby McPherson, Leg., def. Courtney Peterson, Jam., 6-4, 6-3  
Third Place

Raquel Egge, Min., def. Brianna Metzger, Leg., 6-3, 6-0  
**Championship**  
Haya Dodin, Min., def. Jamie Stoppler, Cen., 1-7, 6-4 (4)  
**Doubles division:**  
**Seventh Place**  
L. Botsford-J. Stiegelmeier, SM, def. V. Monsalve-E. Schmit, Will, 6-2, 6-4  
**Fifth Place**  
G. Mathews-S. Egge, Min., def. K. Mullenowney-P. Hoggarth, Jam., 6-2, 6-0  
**Third Place**  
K. Askvig-A. Henson, Min., def. S. Holmen-R. Lembke, Cen., 6-3, 6-2  
**Championship**  
E. Felderman-K. Vogel, Man. def. L. Andre-T. Richter, BHS, 1-6, 6-2, 6-4  
**May 31**  
ND State Team Tournament  
Quarterfinals  
1W Minot 5, 4E Fargo Davies 0  
2E GF Red River 5, 3W Mandan 0  
1E WF Sheyenne 4, 4W Bismarck High 1  
3E Fargo Shanley 3, 2W Century 2  
**Semifinals**  
Minot 4, GF Red River 1  
WF Sheyenne 5, Fargo Shanley 0  
**Loser-out**  
Century 4, Bismarck High 1  
Mandan 3, Fargo Davies 2

**Fifth Place**  
Century 4, Mandan 1  
**Third Place**  
GF Red River 4, Fargo Shanley 1  
**Championship**  
Minot 3, WF Sheyenne 2  
**June 1-2**  
ND State Individual Tournament  
Singles division  
**Championship**  
Shaelyn Johnson, FRRR, def. Haya Dodin, Minot, 6-3, 6-1  
**Third place**  
Preeti Chemiti, WF Sheyenne, def. Jamie Stoppler, Century, 6-3, 5-7, 6-3  
**Fifth place**  
R. Egge, Minot, def. Brianna Metzger, Legacy, 2-6, 6-3, 6-1  
**Doubles division**  
**Championship**  
Monti Knevtson-Mimi Gu, WF Sheyenne, over Reagan Ingstad-Cali Halgrimson, Valley City, 6-3, 7-6 (4)  
**Third place**  
Lauryn Andre-Taylor Richter, BHS, def. Elizabeth Felderman-Kenna Vogel, Mandan, 3-6, 6-3, 6-2  
**Fifth place**  
Brooke Kennelly-Lilli Pokrzywinski, GF Red River, def. Anna Frie-Karsen Aune, Shanley, 6-3, 6-4



Minot Majettes

2018 WDA Champions

2018 West Region Champions

2018 ND State Champions

2018 WDA HEAD-TO-HEAD RESULTS

	BHS	CEN	DIK	JAM	LEG	MAN	MIN	STM	WIL
BHS		3-6L	6-3W	7-2W	4-5L	5-4W	1-8L	5-4W	5-4W
CEN	6-3W		7-2W	8-1W	6-3W	6-3W	3-6L	7-2W	7-2W
DIK	3-6L	2-7L		4-5L	1-8L	4-5L	0-9L	5-4W	2-7L
JAM	2-7L	1-8L	5-4W		4-5L	1-8L	0-9L	5-4W	5-4W
LEG	5-4W	3-6L	8-1W	5-4W		6-3W	1-8L	8-1W	7-2W
MAN	4-5L	3-6L	5-4W	8-1W	3-6L		2-7L	4-5L	5-4W
MIN	8-1W	6-3W	9-0W	9-0W	8-1W	7-2W		7-2W	9-0W
STM	4-5L	2-7L	4-5L	4-5L	1-8L	5-4W	2-7L		5-4W
WIL	4-5L	2-7L	7-2W	4-5L	2-7L	4-5L	0-9L	4-5L	

SEASON NOTES

\*This was the 42nd season of WDA/West Region play.  
\*Minot won the ND State Tournament for the first time since 1991. It was the Majettes' sixth overall championship.  
\*The state title marked the first for a WDA team since 2001 (Century won).  
\*Minot won the WDA regular season and West Region Tournament titles.  
\*Minot, Century, Mandan and Bismarck High qualified for the state tournament.  
\*Match did not count in WDA standings  
\*Minot's Haya Dodin was region singles champion and was runner-up at the ND State Tournament.  
\*Mandan doubles team of Elizabeth Felderman and Kenna Vogel were region doubles champion.  
\*BHS doubles team of Lauryn Andre and Taylor Richter finished third at the ND State Tournament, the highest finish of any WDA team.  
\*Minot has won 39 of its last 42 duals.  
\*Century senior Jamie Stoppler was a WDA-best 8-0 in conf. dual singles matches.  
\*Minot's Scott DeLorme was named region and state coach of the year.  
\*Thirteen WDA duals were decided by one match.  
\*WDA posted a 16-14 dual record vs. EDC opponents.  
\*All-WDA selections: **Bismarck High:** Lauryn Andre, Taylor Richter; **Century:** Jamie Stoppler, Sophia Holmen, Riley Lembke; **Legacy:** Brianna Metzger, Abby McPherson; **Mandan:** Elizabeth Felderman, Kenna Vogel; **Minot:** Haya Dodin, Raquel Egge, Kali Askvig, Alyssa Henson, Gwen Mathews, Sofia Egge  
\*All-state selections: **Bismarck High:** Lauryn Andre, Taylor Richter  
**Century:** Jamie Stoppler; **Mandan:** Elizabeth Felderman, Kenna Vogel; **Minot High:** Haya Dodin, Raquel Egge

**BISMARCK DEMONS**  
Overall Record: 9-8  
WDA Record: 5-3  
A13 Mandan# 2-3L  
A13 St. Mary's# 4-1W  
A19 @Jamestown 7-2W  
A23 @Mandan 5-4W  
A26 MINOT 1-8L  
M1 @Dickinon 6-3W  
M4 @Williston 5-4W  
M8 ST. MARY'S 5-4W  
M11 @W Fargo 3-2W  
M11 @WF Sheye. 0-5L  
M12 Sheyenne Inv. 11th  
M14 @Legacy 4-5L  
M15 @Century 3-6L  
M24 Mandan\* 2-3L  
M24 Williston\* 5-0W  
M24 Legacy% 3-2W  
M31 Sheyenne\$ 1-4L  
M31 Century! 1-4L  
# Match did not count in WDA standings  
\*W. Region Quarterfinal  
! ND State Quarterfinal  
! ND State Loser-out

**CENTURY PATRIOTS**  
Overall Record: 14-5  
WDA Record: 7-1  
A13 Minot# 3-4L  
A13 Williston# 1-2W  
A13 Jamestown# 4-1W  
A17 JAMESTOWN 8-1W  
A20 @Williston 7-2W  
A21 @Dickinson 7-2W  
A28 WEST FARGO 5-0W  
A30 @St. Mary's 7-2W  
M1 @Legacy 6-3W  
M10 MANDAN 6-3W  
M11 @F Davies 2-3L  
M12 Sheyenne Inv. 5th  
M15 BISMARCK 6-3W  
M17 MINOT 3-6L  
M24 St. Mary's^ 4-1W  
M24 Legacy^^ 3-2W  
M24 Minot^^^ 0-5L  
M31 Shanley\$ 2-3L  
M31 Bismarck! 4-1W  
M31 Mandan!! 4-1W  
# Match did not count in WDA standings  
\*W. Region Quarterfinal  
^^W. Region Semifinal  
^^^W. Region Championship  
\$ ND State Quarterfinal  
! ND State Loser-out  
!! ND State Fifth Place

**JAMESTOWN BLUE JAYS**  
Overall Record: 4-11  
WDA Record: 3-5  
A13 Minot# 0-5L  
A13 Williston# 1-4L  
A13 Century# 1-4L  
A17 @Century 1-8L  
A19 BISMARCK 2-7L  
A24 MANDAN 1-8L  
A26 LEGACY 4-5L  
A27 @Sheyenne 2-7L  
M10 MINOT 0-9L  
M12 Sheyenne Inv. 15th  
M15 @St. Mary's 5-4W  
M18 @Williston 5-4W  
M19 @Dickinson 5-4W  
M24 Legacy\* 0-5L  
M24 St. Mary's% 3-2W  
M24 Mandan% 1-4L  
# Match did not count in WDA standings  
\*W. Region Quarterfinal  
%W. Region Loser-out  
%W. Region State Qualifier

**LEGACY SABERS**  
Overall Record: 11-6  
WDA Record: 6-2  
A13 Mandan# 2-3L  
A13 St. Mary's# 5-0W  
A24 @Minot 1-8L  
A26 @Jamestown 5-4W  
A27 W FARGO 4-1W  
M1 CENTURY 3-6L  
M3 @Mandan 6-3W  
M4 WF SHEYENNE 2-7L  
M8 DICKINSON 8-1W  
M10 WILLISTON 7-2W  
M11 @W Fargo 4-1W  
M11 Wahpeton\* 5-0W  
M12 Sheyenne Inv. 3rd  
M14 BISMARCK 5-4W  
M17 ST. MARY'S 8-1W  
M24 Jamestown^ 5-0W  
M24 Century^^ 2-3L  
M24 Bismarck% 2-3L  
# Match did not count in WDA standings  
\* Match in Fargo  
^W. Region Quarterfinal  
^^W. Region Semifinal  
%W. Region State Qualifier, Minot

**MANDAN BRAVES**  
Overall Record: 11-9  
WDA Record: 3-5  
A13 Legacy# 3-2W  
A13 Bismarck# 3-2W  
A23 BISMARCK 4-5L  
A24 @Jamestown 8-1W  
A27 W FARGO 7-2W  
A27 WILLISTON 5-4W  
M1 @St. Mary's 4-5L  
M3 LEGACY 3-6L  
M5 WF SHEYENNE 4-5L  
M10 @Century 3-6L  
M11 @Valley City 5-0W  
M11 @Shanley 3-2W  
M12 Sheyenne Inv. 7th  
M15 MINOT 2-7L  
M18 DICKINSON 5-4W  
M24 Bismarck^ 3-2W  
M24 Minot^^ 0-5L  
M24 Jamestown%% 4-1W  
M31 GF Red River\$ 0-5L  
M31 F Davies! 3-2W  
M31 Century!! 1-4L  
# Match did not count in WDA standings  
^W. Region Quarterfinal  
^^W. Region Semifinal  
%W. Region State Qualifier  
\$ ND State Quarterfinal  
! ND State Loser-out  
!! ND State Fifth Place

**MINOT MAGICIANS**  
Overall Record: 20-1  
WDA Record: 8-0  
A13 Century# 4-1W  
A13 Jamestown# 5-0W  
A13 Williston# 1-4L  
A17 @Williston# 7-0W  
A23 ST. MARY'S 7-2W  
A24 LEGACY 8-1W  
A26 @Bismarck 8-1W  
M1 @Williston 9-0W  
M3 DICKINSON 9-0W  
M5 WF Sheyenne\* 3-6L  
M10 @Jamestown 9-0W  
M11 @F North 5-0W  
M11 @F Davies 5-0W  
M12 Sheyenne Inv. 2nd  
M15 @Mandan 7-2W  
M17 @Century 6-3W  
M24 Williston^ 5-0W  
M24 Mandan^^ 5-0W  
M24 Century^^^ 5-0W  
M31 F Davies\$ 5-0W  
M31 Red River\$ 4-1W  
M31 Sheyenne\$ 3-2W  
#Match did not count in the WDA standings  
\* Match in Bismarck  
^ W. Region Quarterfinal  
^^W. Region Semifinal  
^^^W. Region Championship  
\$ ND State Quarterfinal  
\$ \$ ND State Semifinal  
\$ \$ \$ ND State Championship

**ST. MARY'S SAINTS**  
Overall Record: 3-12  
WDA Record: 2-6  
A13 Legacy# 0-5L  
A13 Bismarck# 1-4L  
A19 @Dickinson 4-5L  
A23 @Minot 2-7L  
A27 W FARGO 4-1W  
A28 WILLISTON 5-4W  
A30 CENTURY 2-7L  
M1 MANDAN 5-4W  
M4 WF SHEYENNE 0-5L  
M8 @Bismarck 4-5L  
M11 @F Shanley 2-3L  
M12 Sheyenne Inv. 8th  
M15 JAMESTOWN 4-5L  
M17 @Legacy 1-8L  
M24 Century^ 1-4L  
M24 Jamestown% 2-3L  
# Match did not count in WDA standings  
^W. Region Quarterfinal  
%W. Region Loser-out

**WILLISTON COYOTES**  
Overall Record: 4-14  
WDA Record: 1-7  
A13 Minot# 0-5L  
A13 Jamestown# 4-1W  
A13 Century# 2-7L  
A20 CENTURY 2-3L  
A24 DICKINSON 7-2W  
A27 @Mandan 4-5L  
A28 @St. Mary's 4-5L  
A28 W Fargo\* 4-1W  
M1 MINOT 0-9L  
M4 BISMARCK 4-5L  
M10 @Legacy 2-7L  
M11 @Sheyenne 0-9L  
M11 @F North 1-4L  
M12 Sheyenne Inv. 15th  
M18 JAMESTOWN 4-5L  
M21 Dickinson& 3-2W  
M24 Minot\* 0-5L  
M24 Bismarck% 0-5L  
\*W. Region Play-in  
\*Match in Bismarck  
#Match did not count in the WDA standings  
^ W. Region Quarterfinal  
% W. Region Loser-out

## 2018 SEASON RESULTS

Outdoor Meet Finishes	1st	2nd	3rd	4th	5th	Other
Bismarck High	Two	Four	One	—	—	—
Century	Four	Two	—	One	—	—
Dickinson	One	—	—	—	—	9th, 6th, 7th, 8th, 15th
Jamestown	One	—	One	—	—	10th, 12th, 10th, 18th
Legacy	Two	One	Four	—	—	—
Mandan	—	Four	—	—	Two	7th, 9th, 7th, 10th
Minot	Two	One	—	Two	—	8th, 8th
St. Mary's	—	—	—	One	—	10th, 11th, 7th, 6th, 6th, 12th
TMCHS	—	—	—	—	—	12th, 9th
Williston	—	—	One	—	—	11th, 7th, 9th, 7th, 8th, 11th

## 2018 POSTSEASON REWIND

**May 19**  
**WDA Championships, Bismarck**  
**Team totals**  
 1. Century, 189.5; 2. Bismarck High, 155; 3. Legacy, 152; 4. Minot, 94; 5. Mandan, 50.5; 6. St. Mary's, 37; 7. Williston, 32; 8. Dickinson, 23; 9. TMCHS, 5; 10. Jamestown, 1

**Event winners**  
 100 Meters: Christopher Koester, Mandan, :10.90  
 200 Meters: Calob Larson, Legacy, :21.94  
 400 Meters: C. Larson, Legacy, :49.34  
 800 Meters: Beau Brannan, Legacy, 1:55.95  
 1600 Meters: B. Brannan, Legacy, 4:25.03  
 3200 Meters: Evan Saylor, Century, 9:37.95  
 110 Hurdles: David Kpedeh, BHS, :14.95  
 300 Hurdles: Evan Leingang, St. Mary's, :40.05

High Jump: Dane Allen, BHS, 6-8  
 Pole Vault: Andrew Walter, Century, 13-0  
 Long Jump: C. Larson, Legacy, 22-01.5  
 Triple Jump: D. Allen, Bismarck High, 45-07  
 Shot Put: Levi Rockey, Century, 57-11.5  
 Discus: L. Rockey, Century, 176-04  
 Javelin: Odin Nelson, Minot, 189-0  
 400 Relay: BHS, :42.58 (Lucas Miller, Dane Allen, David Kpedeh, Isaiah Olson)

800 Relay: Century, 1:30.09 (Hunter Wilmes, Oliver Nelson, Sam Taylor, Caleb Monger)  
 1600 Relay: Century, 3:24.25 (O. Nelson, H. Wilmes, Sam Honeyman, Mitch Honeyman)  
 3200 Relay: BHS, 8:15.90 (Harley Knodel, Joey Mills, Bosten Bartolomay, Jared Honeyman)

**May 25-26**

**Class A Meet, Bismarck**

**Team totals**

1. Century, 137.5; 2. Bismarck High, 117; 3. Legacy, 92; 4. Fargo South, 66; 5. Fargo North, 61; 6. GF Red River, 51; 7. West Fargo, 47; 8. Minot, 43; 9. Fargo Davies, 31; 10. Mandan, 18.5; 11. Williston, 17; 12. St. Mary's, 15; 13. West Fargo Sheyenne, 12; 14. GF Central, 8; T15. Dickinson, 7; T15. Wahpeton, 7; 17. Fargo Shanley, 6; 18. Jamestown, 5

**Event winners**

100 Meters: Calob Larson, Legacy, :11.16  
 200 Meters: C. Larson, Legacy, :22.04  
 400 Meters: C. Larson, Legacy, :48.22  
 800 Meters: Mitch Honeyman, Century, 1:53.68

1600 Meters: Alex Luz, Fargo North, 4:17.46  
 3200 Meters: Evan Saylor, Century, 9:27.99  
 110 Hurdles: David Kpedeh, BHS, :14.92  
 300 Hurdles: Christian Walth, BHS, :39.15  
 400 Relay: Fargo South, :42.25 (Prince Gowah, Targem Gensee, Dawson Breyer, Jon Farr)  
 800 Relay: Century, 1:27.74 (Hunter Wilmes, Grant Anderson, Oliver Nelson, Caleb Monger)  
 1600 Relay: Century, 3:24.63 (O. Nelson, H. Wilmes, Sam Honeyman, Mitch Honeyman)  
 3200 Relay: Century, 8:02.85 (M. Honeyman, S. Honeyman, Austin Wald, Evan Saylor)  
 High Jump: Austin Wolf, Legacy, 6-7  
 Pole Vault: Collin Stremick, Fargo North, 14-0  
 Long Jump: Adrian Davis-Aguilar, Minot, 22-09  
 Triple Jump: Dane Allen, BHS, 45-11.25  
 Shot Put: Levi Rockey, Century, 58-01  
 Discus: L. Rockey, Century, 168-08  
 Javelin: Liam Ogren, GF Red River, 176-05



## Century Patriots

2018 WDA Champions

2018 Class A Champions

## 2018 TOP PERFORMER BY EVENT

**100 Meters:** Christopher Koester, Mandan, :10.90, WDA Championships/May 19, Bismarck

**200 Meters:** C. Koester, Mandan, :21.90, Radke-Orvik, Minot/May 11

**400 Meters:** Calob Larson, Legacy, :48.22, Class A Meet/May 26, Bismarck

**800 Meters:** Mitch Honeyman, Century, 1:53.68, Class A Meet/May 26, Bismarck

**1600 Meters:** Alex Luz, Fargo North, 4:17.46, Class A Meet/May 25, Bismarck

**3200 Meters:** Evan Saylor, Century, 9:25.43, Howard Wood Relays/May 5, Sioux Falls

**110 Hurdles:** David Kpedeh, BHS, :14.92, Class A Meet/May 26, Bismarck

**300 Hurdles:** Christian Walth, BHS, :39.15, Class A Meet/May 26, Bismarck

**High Jump:** Josh Darwin, Wahpeton, 6-10, TK Last Chance Meet/May 15, Moorhead

**Long Jump:** Adrian Davis-Aguilar, Minot, 23-04.50, Radke-Orvik Meet/May 11, Minot

**Triple Jump:** Dane Allen, BHS, 48-01.75, Howard Wood Relay/May 4, Sioux Falls

**Pole Vault:** Isaac Watson, Mandan, 14-09, Last Chance Meet/May 14, Bismarck

**Shot Put:** Levi Rockey, Century, 58-01, Class A Meet/May 25, Bismarck

**Discus:** Levi Rockey, Century, 178-06, BPS Twilight Meet/April 24, Bismarck

**Javelin:** Odin Nelson, Minot, 189-0, WDA Championships/May 19, Bismarck

**400 Relay:** 400 Relay: Fargo South, :42.25 (Prince Gowah, Targem Gensee, Dawson Breyer, Jon Farr), Class A Meet/May 26, Bismarck

**800 Relay:** Century, 1:27.74 (Hunter Wilmes, Grant Anderson, Oliver Nelson, Caleb Monger), Class A Meet/May 26, Bismarck

**1600 Relay:** Century, 3:24.25 (O. Nelson, H. Wilmes, Sam Honeyman, Mitch Honeyman), WDA Championships/May 19, Bismarck

**3200 Relay:** Century, 8:02.85 (M. Honeyman, S. Honeyman, Austin Wald, Evan Saylor), Class A Meet, May 25/Bismarck

## SEASON NOTES

\*This was the 67th season of WDA/West Region competition.

Century won its third Class A title in the last four years and its second WDA championship.

\*The WDA finished 1-2-3 at the Class A Meet (Century, BHS, Legacy).

\*The WDA won 15 of 19 events at the Class A Meet.

\*A WDA team has one the past 15 state titles.

\*Century, Legacy, BHS and Minot all had at least one individual Class A champion.

\*The WDA had four individual winners at the Howard Wood Relays in Sioux Falls, SD (Dane Allen, BHS; Austin Wolf, Legacy; Calob Larson, Legacy; Beau Brannan, Legacy).

\*For a second year in a row, Century's Levi Rockey was a double winner at the state meet (shot put and discus).

\*Legacy's Calob Larson won three events at the Class A Meet (100, 200 and 400 meters).

\*Century's Levi Rockey was named region and state senior athlete of the year.

\*Century's Tim Jacobsen and Justin Miller were named region and state coaches of the year.

\*Six WDA teams won at least one meet in the season (Bismarck High, Century, Dickinson, Jamestown, Legacy, Minot).

\*Several WDA athletes competed in meets in South Dakota; April 10 at the Queen City Classic in Spearfish and then at the Howard Wood Dakota Relays in Sioux Falls, May 4-5.

## CENTURY PATRIOTS

**Class A Finish:** 1st

**A10 Queen City Classic, Spearfish** No totals  
 3200M: Evan Saylor, 9:43.40; 400R: :44.13 Job Wondai, Grant Anderson, Peyton Lehr, Caleb Monger); 3200R: Century, 8:52.78 (Mitch Honeyman, Sam Honeyman, Reese Waters, Brett Ovin); DSC: Levi Rockey, 164-02

**A19 Bismarck Kiwanis** 1st  
 800M: Mitch Honeyman, 2:00.57; 1600M: Evan Saylor, 4:25.42; 3200M: Ryan Kohler, 10:06.30; 800R: Century, 1:30.55 (Caleb Monger, Grant Anderson, Hunter Wilmes, Oliver Nelson); 1600R: Century, 3:33.76 (Sam Taylor, H. Wilmes, Dawson Shirley, M. Honeyman); SP: Levi Rockey, 59-11; DSC: L. Rockey, 167-05

**A24 BPS Twilight Meet** 2nd  
 100M: Caleb Monger, :11.13; 1600M: Evan Saylor, 4:26.40; SP: Levi Rockey, 53-10; DSC: L. Rockey, 178-06; 1600R: Century, 3:30.93 (Sam Taylor, Mitch Honeyman, Sam Honeyman, E. Saylor)

**A28 Denton Relays** 2nd  
 1600R: Century, 3:34.12 (Oliver Nelson, Hunter Wilmes, Sam Honeyman, Mitch Honeyman); 3200R: Century, 8:11.49 (M. Honeyman, S. Honeyman, Ryan Kohler, Evan Saylor); SP: Levi Rockey, 54-04; DSC: L. Rockey, 173-07

**M4-5 Howard Wood Relays** --  
**M5 Mandan MAR Meet** 4th  
 800R: Century, 1:34.42 (Jon Wandai, Raymond Ziegler, Cade Rueser, Philip Jackson); 3200R: Century, 9:12.22 (Bjorn Sticha, Bryant Nelson, Reese Waters, Dawson Shirley)

**M11 Minot Radke-Orvik Meet** 1st  
 400M: Oliver Nelson, :51.87; 800M: Mitch Honeyman, 1:58.20; 1600R: Century, 3:26.82 (Sam Honeyman, Hunter Wilmes, Oliver Nelson, M. Honeyman); HJ: Williams Durocher, 6-02; SP: Levi Rockey, 59-04; DSC: L. Rockey, 177-04

**M11 BPS 2-Hour Meet** 3rd  
**M14 Bismarck Last Chance** 4th  
 300M: Peyton Lehr, :42.63; LJ: Caleb Monger, 21-02.5

**M19 WDA Championships** 1st  
 3200M: Evan Saylor, 9:37.95; 800R: Century, 1:30.09 (Hunter Wilmes, Oliver Nelson, Sam Taylor, Caleb Monger); 1600R: Century, 3:24.25 (O. Nelson, H. Wilmes, Sam Honeyman, Mitch Honeyman); PV: Andrew Walter, 13-0; SP: Levi Rockey, 57-11.5; DSC: L. Rockey, 176-04

**M25-26 Class A Meet** 1st  
 800M: Mitch Honeyman, 1:53.68; 3200M: Evan Saylor, 9:27.99; 800R: Century, 1:27.74 (Hunter Wilmes, Grant Anderson, Oliver Nelson, Caleb Monger); 1600R: Century, 3:24.63 (O. Nelson, H. Wilmes, Sam Honeyman, M. Honeyman); SP: Levi Rockey, 58-01; DSC: L. Rockey, 168-08; 3200R: Century, 8:02.85 (M. Honeyman, S. Honeyman, Austin Wald, E. Saylor)

## DICKINSON MIDGETS

**WDA Finish:** 8th

**Class A Finish:** 15th  
**A10 Queen City Classic, Spearfish** No totals  
 1600M: Brady Yoder, 4:43.22  
**A19 Bismarck Kiwanis** 9th  
**A24 Dickinson Pankratz** 5th  
 1600M: Aiden Jung, 4:42.30; HJ: Jevon Kreidt, 6-0

**M3 Williston Knutson Invite** 1st  
 100M: Mustafa Taylor, :11.64; 200M: M. Taylor, :23.54; 3200R: Dickinson, 9:02.61 (Brady Yoder, Aiden Jung, Hunter Gregoire, Levi Jacobson); TJ: Cade Sanchez, 40-09.25; HJ: Jevon Kreidt, 5-08; JV: Brandon Krebs, 153-07

**M5 Mandan MAR Meet** 6th  
 1600M: Brady Yoder, 4:36.63  
**M15 Dick. Trinity Last Chance** 7th  
 400R: Dickinson, :44.73 (Conner Hoenke, Mustafa Kramer, Jonathan Mathisted, Adrian Davis-Aguilar); JV: Odin Nelson, 188-04; LJ: Adrian Davis-Aguilar, 44-09;

**M19 WDA Championship** 8th  
**M25-26 Class A Meet** 15th  
**JAMESTOWN BLUE JAYS**  
**WDA Finish:** 10th  
**Class A Finish:** 18th

**A24 Lisbon Meet** 10th  
**A25 Shanley Invite** 12th  
**M3 Stusman Co. Invite** 1st  
**M12 Al Cassell Relays** 3rd  
**M14 Bismarck Last Chance** 5th  
 3200M: Gavin Haug, 10:48.62; 3200R: Jamestown, 9:32.53 (Ben Anteau, G. Haut, Micah Hoke, Chandler Rott); SP: Marcus Hochhalter, 47-03

**M19 WDA Championship** 10th  
**M25-26 Class A Meet** 18th  
**WDA Finish:** 6th  
**Class A Finish:** 3rd  
**A19 Bismarck Kiwanis** 5th  
 200M: Calob Larson, :22.07  
**A20 Davies Eagle Relays** 2nd  
 3200M: Carl Reis, 9:59.24; 3200R: Legacy, 8:28.71 (Branton Erhardt, Grant Gader, Jack Markie, Beau Brannan); 1600R: Legacy, 3:29.84 (B. Erhardt, Calob Larson, Austin Wolf, B. Brannan) HJ: A. Wolf, 6-06  
**A24 BPS Twilight Meet** 3rd  
 400M: Calob Larson, :50.13; HJ: Rhett Clements, 6-0; PV: Noah Todd, 12-06  
**A28 Denton Relays** 5th  
 200M: Calob Larson, :21.91; 400M: C. Larson, :50.27; 800M: Beau Brannan, 1:55.37; HJ: Austin Wolf, 6-06  
**M4-5 Howard Wood Relays** --  
 400M: Calob Larson, :49.76; 800M: Beau Brannan, 1:53.96; HJ: Austin Wolf, 6-08  
**M5 Mandan MAR Meet** 3rd  
 HJ: Rhett Clements, 6-02  
**M14 Bismarck Last Chance** 1st  
 100M: Brent Myers, :11.34; 110H: Gavin Haut, :16.73; DSC: Taylor Morrison, 152-11  
**M19 WDA Championships** 3rd  
 200M: Calob Larson, :21.94; 400M: C. Larson, :49.34; 800M: Beau Brannan, 1:55.95; 1600M: B. Brannan, 4:25.03; LJ: C. Larson, 22-01.5  
**M25-26 Class A Meet** 3rd  
 100M: Calob Larson, :11.16; 200M: C. Larson, :22.04; 400M: C. Larson, :48.22; HJ: Austin Wolf, 6-07

## LEGACY SABERS

**WDA Finish:** 3rd

**Class A Finish:** 3rd  
**A19 Bismarck Kiwanis** 5th  
 200M: Calob Larson, :22.07  
**A20 Davies Eagle Relays** 2nd  
 3200M: Carl Reis, 9:59.24; 3200R: Legacy, 8:28.71 (Branton Erhardt, Grant Gader, Jack Markie, Beau Brannan); 1600R: Legacy, 3:29.84 (B. Erhardt, Calob Larson, Austin Wolf, B. Brannan) HJ: A. Wolf, 6-06  
**A24 BPS Twilight Meet** 3rd  
 400M: Calob Larson, :50.13; HJ: Rhett Clements, 6-0; PV: Noah Todd, 12-06  
**A28 Denton Relays** 5th  
 200M: Calob Larson, :21.91; 400M: C. Larson, :50.27; 800M: Beau Brannan, 1:55.37; HJ: Austin Wolf, 6-06  
**M4-5 Howard Wood Relays** --  
 400M: Calob Larson, :49.76; 800M: Beau Brannan, 1:53.96; HJ: Austin Wolf, 6-08  
**M5 Mandan MAR Meet** 3rd  
 HJ: Rhett Clements, 6-02  
**M14 Bismarck Last Chance** 1st  
 100M: Brent Myers, :11.34; 110H: Gavin Haut, :16.73; DSC: Taylor Morrison, 152-11  
**M19 WDA Championships** 3rd  
 200M: Calob Larson, :21.94; 400M: C. Larson, :49.34; 800M: Beau Brannan, 1:55.95; 1600M: B. Brannan, 4:25.03; LJ: C. Larson, 22-01.5  
**M25-26 Class A Meet** 3rd  
 100M: Calob Larson, :11.16; 200M: C. Larson, :22.04; 400M: C. Larson, :48.22; HJ: Austin Wolf, 6-07

**MANDAN BRAVES**  
**WDA Finish:** 5th  
**Class A Finish:** 10th  
**A10 Queen City Classic, Spearfish** No totals  
 100M: Christopher Koester, :11.34  
**A19 Bismarck Kiwanis** 7th  
 100M: Christopher Koester, :11.12; PV: Isaac Watson, 13-0  
**A24 Dickinson Pankratz Invite** 2nd  
 100M: Christopher Koester, :11.11; 3200M: Bryan Johnson, 10:54.53  
**A28 Denton Relays** 3rd  
 100M: Christopher Koester, :10.96; PV: Isaac Watson, 14-0  
**M3 Williston Knutson Invite** 2nd  
**M5 Mandan MAR Meet** 2nd  
 100M: Christopher Koester, :11.03; 200M: C. Koester, :22.87; PV: Isaac Watson, 14-01  
**M11 Minot Radke-Orvik Invite** 7th  
 100M: Christopher Koester, :10.92; 200M: C. Koester, :21.90; PV: Isaac Watson, 14-08  
**M11 BPS 2-Hour Meet** 5th  
**M14 Bismarck Last Chance** 5th  
 PV: Isaac Watson, 14-09; TJ: Lathan Lowman, 41-06  
**M19 WDA Championship** 5th  
 100M: Christopher Koester, :10.90  
**M25-26 Class A Meet** 10th

**MINOT MAGICIANS**  
**WDA Finish:** 4th  
**Class A Finish:** 8th  
**A19 Bismarck Kiwanis** 3rd  
 LJ: Adrian Davis-Aguilar, 22-01; JV: Odin Nelson, 175-09  
**A24 Dickinson Pankratz Invite** 1st  
 3200R: Minot, 8:43.65 (Deven Forbes, David Meza, Courage Amsbury, Carson Toffeland); JV: Odin Nelson, 183-04; LJ: Adrian Davis-Aguilar, 22-06; TJ: A. Davis-Aguilar, 44-09;  
**A28 Denton Relays** 4th  
 800R: Minot, 1:32.42 (Triston Emke, Devin Kramer, Jonathan Mathisted, Adrian Davis-Aguilar); JV: Odin Nelson, 184-04  
**M3 Williston Knutson Invite** 2nd  
 400M: Collin McDonald, :54.40; LJ: Triston Zietz, 19-10.75; SP: Logan Krueger, 52-06; PV: Devin Nehring, 10-0; DSC: Layne Rouse, 154-04; 1600R: Minot, 3:34.98 (Carson Toffeland, Courage Amsbury, Jaielyn Whitaker, Jonathan Mathisted)  
**M5 Mandan MAR Meet** 1st  
 400M: Jonathan Mathisted, :52.30; 800M: Carson Toffeland, 2:05.19; 3200M: Noah Jacobs, 10:18.93; 110H: Triston Emke, :15.68; 300H: T. Emke, :41.24; 800R: Minot, :44.55 (Johann Madrid, Adrian Davis-Aguilar, Devin Kramer, N.A.); 1600R: Minot, 3:38.68 (Jaiulon Whitaker, J. Mathisted, C. Toffeland, Courage Amsbury); LJ: Davis-Aguilar, 22-06; TJ: Davis-Aguilar, 46-02; SP: Logan Krueger, 50-04; DSC: Layne Rouse, 146-09  
**M11 Radke-Orvik Invite** 2nd  
 300H: Triston Emke, :40.79; LJ: Adrian Davis-Aguilar, 23-04.5; PV: Davis-Aguilar, 23-04.5; JV: Odin Nelson, 183-07  
**M14 Bismarck Last Chance** 4th  
**M19 WDA Championships** 8th  
 JV: Odin Nelson, 189-0  
**M25-26 Class A Meet** 8th  
 LJ: Adrian Davis-Aguilar, 22-09

## ST. MARY'S SAINTS

**WDA Finish:** 6th

**Class A Finish:** 12th  
**A19 Bismarck Kiwanis** 10th  
**A24 BPS Twilight Meet** 4th  
**A28 Denton Relays** 11th  
**M5 Mandan MAR Meet** 7th  
**M11 BPS 2-Hour Meet** 4th  
**M14 Bismarck Last Chance** 6th  
 200M: Evan Leingang, :23.10; 800R: St. Mary's, 1:33.08 (E. Leingang, Cullen Curl, Ben Grinberger, Drew Dosh)  
**M19 WDA Championship** 6th  
 300H: Evan Leingang, :40.05  
**M25-26 Class A Meet** 12th

**TMCHS (BELCOURT) BRAVES**  
**WDA Finish:** 9th  
**Class A Finish:** DNP  
**M19 WDA Championship** 9th  
**M25-26 Class A Meet** 9th  
**WILLISTON COYOTES**  
**WDA Finish:** 8th  
**Class A Finish:** 11th  
**A19 Bismarck Kiwanis** 11th  
**A28 Denton Relays** 7th  
**A24 Dickinson Pankratz Invite** 9th  
 3200M: Micahde Shumway, 9:51.88  
**M3 Williston Knutson Invite** 3rd  
 800M: Leif Larsen, 2:09.08; 1600M: Gunnar Alvarado, 4:55.68; 110H: Caleb Doeden, :16.64; 300H: C. Doeden, :43.00; 400M: Williston, :51.60 (Mutan Tawan, JJ Williams, Dayton Smith, Colin Kook)  
**M14 Bismarck Last Chance** 8th  
**M19 WDA Championships** 7th  
**M25-26 Class A Meet** 11th

Note: Not all meet results were available)

## 2018 SEASON RESULTS

Outdoor Meet Finishes	1st	2nd	3rd	4th	5th	Other
Bismarck High	Two	One	Three	One	--	--
Century	Three	Three	One	--	--	--
Dickinson	One	One	--	Two	One	10th
Jamestown	Two	--	--	--	One	6th, 7th, 8th
Legacy	--	--	Two	Two	One	11th, 7th, 7th
Mandan	--	One	--	--	Two	6th, 9th, 6th, 6th, 12th
Minot	One	Two	--	One	Two	--
St. Mary's	--	--	--	One	--	10th, 10th, 7th, 7th, 8th, 16th
TMCHS	--	--	--	--	--	10th
Williston	--	--	One	--	--	8th, 10th, 8th, 9th, 18th

## 2018 POSTSEASON REWIND

**May 19**  
**WDA Championships, Bismarck**  
**Team totals**  
 1. Century, 151; 2. Minot, 138.5; 3. Bismarck High, 121; 4. Legacy, 86; 5. Dickinson, 75.5; 6. Mandan, 63; 7. Jamestown, 60.5; 8. St. Mary's, 27.5; 9. Williston, 18; 10. TMCHS, 0  
**Event winners**  
 100 Meters: Alli McCoy, Minot, :12.49  
 200 Meters: A. McCoy, Minot, :25.93  
 400 Meters: Kadee Wescom, Legacy, :58.63  
 800 Meters: Meghan Ford, Jamestown, 2:18.59  
 1600 Meters: M. Ford, Jamestown, 5:06.98  
 3200 Meters: Eleni Lovgren, Williston, 11:49.14  
 100 Hurdles: Peyton Selle, Dickinson, :15.60  
 300 Hurdles: Alyssa Ukestad, Jamestown, 2:18.59  
 400 Relay: Century, :50.85 (Brooklyn Buchholz, Shivani Shrestha, Dekunseh Doe, Autumn Ketterling)  
 800 Relay: Century, 1:46.65 (B. Buchholz, Jocelyn Julson, A. Ketterling, Grace Kaseman)  
 1600 Relay: Century, 4:03.05 (Hannah Deschaak, D. Doe, Emily Goldade, Erin Palmer)  
 3200 Relay: Century, 9:41.33 (MaKayla Anderson, E. Goldade, Gracie Grinsteiner, Aislin

Anderson)  
 High Jump: Blythe Ehrmantraut, BHS, 5-03  
 Pole Vault: Blythe Ehrmantraut, BHS, 10-09  
 Long Jump: Ehrmantraut, BHS, 17-07  
 Triple Jump: Ehrmantraut, BHS, 37-02  
 Shot Put: Onna Scheuer, Century, 41-00  
 Discus: Maddysen Bring, Legacy, 122-08  
 Javelin: Taylor Leingang, Mandan, 119-08  
**May 25-26**  
**Class A Meet, Bismarck**  
**Team totals**  
 1. Fargo Davies, 222; 2. Century, 84; 3. GF Red River, 73.5; 4. Bismarck High, 70; 5. Minot, 46; 6. Shanley, 40; 7. Legacy, 38; 8. Jamestown, 29; 9. WF Sheyenne, 26; 10. Dickinson, 25.5; 11. GF Central, 25; 12. Mandan, 21; 13. Fargo South, 10; 13. Wapeton, 10; 15. West Fargo, 9; 16. St. Mary's, 9; 17. Devils Lake, 3; 18. Williston, :46.99  
 400 Relay: Century, :50.85 (Brooklyn Buchholz, Shivani Shrestha, Dekunseh Doe, Autumn Ketterling)  
 800 Relay: Century, 1:46.65 (B. Buchholz, Jocelyn Julson, A. Ketterling, Grace Kaseman)  
 1600 Relay: Century, 4:03.05 (Hannah Deschaak, D. Doe, Emily Goldade, Erin Palmer)  
 3200 Relay: Century, 9:41.33 (MaKayla Anderson, E. Goldade, Gracie Grinsteiner, Aislin

Anderson)  
 3200 Meters: Mattie Shirley-Fairbairn, BHS, 11:08.19  
 100 Hurdles: Kaia Beil, Fargo Davies, :15.62  
 300 Hurdles: Mackenzie Severson, GF Red River, :44.50  
 400 Relay: Fargo Davies, :48.35 (Kaia Beil, Sally Korgoh, Merritt Beil, Roseline Gaye)  
 800 Relay: Fargo Davies, 1:42.01 (Roseline Gaye, K. Beil, Carsyn Bachmeier, Ellen Donat)  
 1600 Relay: Fargo Davies, 4:00.24 (Emily Jahner, E. Donat, S. Korgoh, Rose Gaye)  
 3200 Relay: Fargo Davies, 9:39.83 (McKenna Lovehauge, Taylor Dietz, Hailey Bjerk, Megan Lundstrom)  
 High Jump: Kaia Schneider, Fargo Davies, 5-06  
 Pole Vault: Alya Kretchman, Fargo Davies, 10-9  
 Long Jump: Grace Emineth, Fargo Shanley, 18-04.5  
 Triple Jump: B. Ehrmantraut, BHS, 38-05  
 Shot Put: Shelby Frank, GF Red River, 41-05  
 Discus: S. Frank, GF Red River, 155-11  
 Javelin: Michaela Hjelseth, Fargo Davies, 132-07



Century Patriots

2018 WDA Champions

## 2018 TOP PERFORMER BY EVENT

**100 Meters:** Rose Gaye, Fargo Davies, :12.05, Class A Meet/May 26, Bismarck  
**200 Meters:** R. Gaye, Fargo Davies, :24.88, Howard Wood Relay/May 5, Sioux Falls  
**400 Meters:** R. Gaye, Fargo Davies, :56.67, Class A Meet/May 26, Bismarck  
**800 Meters:** Emily Goldade, Century, 2:15.69, Class A Meet/May 26, Bismarck  
**1600 Meters:** Megan Lundstrom, Fargo Davies, 5:04.37, EDC Championships/May 18, Fargo  
**3200 Meters:** Meghan Ford, Jamestown, 10:55.27, WDA Last Chance Meet/May 15, Bismarck  
**100 Hurdles:** Kaia Beil, Fargo Davies, :14.86, Davies Moorhead Dual/April 26, Moorhead  
**300 Hurdles:** Mackenzie Severson, GF Red River, :44.50, Class A Meet/May 26, Bismarck  
**High Jump:** Kaia Schneider, Fargo Davies, 5-06, Class A Meet/May 25, Bismarck  
**Long Jump:** Grace Emineth, Fargo Shanley, 18-07.5, Fargo South Triangular/April 23, Fargo  
**Triple Jump:** Blythe Ehrmantraut, Bismarck High, 38-05, Class A Meet/May 26, Bismarck  
**Pole Vault:** Alya Kretchman, Fargo Davies, 10-9, Class A Meet/May 26, Bismarck; B. Ehrmantraut, BHS, 10-9, WDA Championships/May 19, Bismarck  
**Shot Put:** Shelby Frank, GF Red River, 42-04, Packer Relays/May 4, West Fargo  
**Discus:** S. Frank, GF Red River, 160-00, Packer Relays/May 4, West Fargo  
**Javelin:** Michaela Hjelseth, Fargo Davies, 139-01, Eagle Relays/April 20, Fargo  
**400 Relay:** Fargo Davies, :48.35 (Kaia Beil, Sally Korgoh, Merritt Beil, Rose Gaye), Class A Meet/May 26, Bismarck  
**800 Relay:** Fargo Davies, 1:40.64 (Roseline Gaye, Sally Korgoh, Emily Jahner, Rose Gaye), Howard Wood Relays/May 5, Sioux Falls, S.D.  
**1600 Relay:** Fargo Davies, 4:00.24 (Emily Jahner, E. Donat, S. Korgoh, R. Gaye), Class A Meet/May 26, Bismarck  
**3200 Relay:** Fargo Davies, 9:32.45 (McKenna Lovehauge, Taylor Dietz, Bridget Henne, Megan Lundstrom), Howard Wood Relays/May 4, Sioux Falls

## SEASON NOTES

\*This was the 41st season of WDA/West Region competition.

\*Century won its ninth WDA Championship, and eighth in the last nine years. The Patriots runner-up finish at the Class A Meet was tops among WDA teams.

\*Three WDA teams had a least one individual winner at the Class A Meet (BHS, Century, Jamestown).

\*Jamestown freshman Meghan Ford won the Class A 1600 meters, the first Blue Jay to win that event since Allison Allmar won back-to-back titles in 2011-12.

\*BHS' Blythe Ehrmantraut won four individual events at the WDA Championships (Pole vault, long jump, high jump, triple jump).

\*Minot High's Alli McCoy was a double winner at the WDA Championships (100M, 200M) as was Jamestown's Meghan Ford (800M and 1600M).

\*Eight WDA teams had at least one individual winner at the WDA Championships.

\*Bismarck High, Century, Dickinson, Jamestown and Minot all won regular season meets.

\*Bismarck High's Blythe Ehrmantraut was region senior athlete of the year.

\*Bismarck High's Tim Kolsrud and Dale Colby were region coaches of the year.

\*Several WDA athletes competed in meets in South Dakota; April 10 at the Queen City Classic in Spearfish and then at the Howard Wood Dakota Relays in Sioux Falls, May 4-5.

## CENTURY PATRIOTS

WDA Finish: 2nd  
 Class A Finish: 2nd  
**A10 Queen City Classic, Spearfish** No totals  
 800R: Century, 1:48.96 (Brooklyn Buchholz, Kennedy Anderson, Taylor Riedinger, Dekunseh Doe); 3200R: Century, 9:55.90 (Gracie Grinsteiner, MaKayla Anderson, Erin Palmer, Emily Goldade)  
**A19 Bismarck Invite** 1st  
 400M: Hannah Deschaak, 1:00.72; 800M: Erin Palmer, 2:20.46; 400R: Century, :51.28 (H. Deschaak, Brooklyn Buchholz, Chloe Lambrecht, Dekunseh Doe); 1600R: Century, 4:10.96 (Gracie Grinsteiner, E. Palmer, MaKayla Anderson, Emily Goldade); SP: Onna Scheuer, 38-9; DSC: O. Scheuer, 118-8  
**A24 BPS Twilight Meet** 2nd  
 100M: Brooklyn Buchholz, :12.77; 800M: Hannah Deschaak, 2:25.62; 100H: Chloe Lambrecht, :16.45; 300H: Grace Kaseman, :49.55; 400R: Century, :52.41 (H. Deschaak, C. Lambrecht, Olivia McNichols, Shivani Shrestha); 800R: Century, 1:49.57 (B. Buchholz, MaKayla Anderson, Cassie Holzer, Emily Goldade); 1600R: Century, 4:10.28 (M. Anderson, Grace Grinsteiner, E. Goldade, E. Palmer); HJ: Jordan Weeks, 41-11; SP: Onna Scheuer, 37-7  
**A28 Denton Relays** 2nd  
 800M: Emily Goldade, 2:20.85; 3200R: Century, 9:42.19 (Gracie Grinsteiner, MaKayla Anderson, E. Goldade, Erin Palmer); 1600R: Century, 4:06.40 (Brooklyn Buchholz, Hannah Deschaak, E. Goldade, E. Palmer); SP: Onna Scheuer, 39-10  
**M4-5 Howard Wood Relays** --  
**M12 Mandan Kwanis** 1st  
 100M: Hannah Deschaak, :13.31; 200M: H. Deschaak, :27.25; 300H: Grace Kaseman, :47.78; 400R: Century, :51.32 (Brooklyn Buchholz, H. Deschaak, Autumn Ketterling, Ashley Shebenski); 800R: Century, 1:47.63 (B. Buchholz, Jocelyn Julson, Dekunseh Doe, A. Ketterling); 1600R: Century, 4:09.85 (B. Buchholz, H. Deschaak, D. Doe, A. Ketterling); PV: Kenze Gullison, 10-6; SP: Onna Scheuer, 36-11.5; DSC: O. Scheuer, 115-4  
**M14 Bismarck Last Chance** 3rd  
 200M: Hannah Deschaak, :26.45; PV: Kenze Gullison, 10-3  
**M19 WDA Championships** 1st  
 400R: Century, 50.85 (Brooklyn Buchholz, Shivani Shrestha, Dekunseh Doe, Autumn Ketterling); 800R: Century, 1:46.65 (B. Buchholz, Jocelyn Julson, A. Ketterling, Grace Kaseman); 1600R: Century, 4:03.05 (H. Deschaak, D. Doe, Emily Goldade, Erin Palmer); 3200R: Century, 9:41.33 (MaKayla Anderson, E. Goldade, Gracie Grinsteiner, Aislin Anderson); SP: Onna Scheuer, 41-0  
**M25-26 Class A Meet** 2nd  
 800M: Emily Goldade, 2:15.69

## DICKINSON MIDGETS

WDA Finish: 5th  
 Class A Finish: 10th  
**A10 Queen City Classic, Spearfish** No totals  
**A21 Bismarck Invite** 9th  
 100H: Peyton Selle, :15.99; 300H: P. Selle, :48.61; 800R: Dickinson, 1:41.44 (Audrey Rodakowski, Emily Keller, Delanyee Zubke, Mattilyn Biel)  
**A24 Dickinson Pankratz** 2nd  
 100H: Peyton Selle, :16.11; TJ: Meghan Ackerman, 35-08.5  
**M3 Williston Knutson Invite** 1st  
 100H: Peyton Selle, :16.34; 800R: Dickinson, 1:53.48 (Audrey Rodakowski, P. Selle, Mattilyn Biel, Emily Keller); 3200R: Dickinson, 9:24.90 (Symone Beld, Delanyee Zubke, Claire Kreidt, Aleigha Villars); HJ: Gabrielle Jung, 4-09; TJ: Meghan Ackerman, 35-00.5; PV: M. Ackerman, 9-06; LJ: M. Ackerman, 16-06; SP: Alanta Tor-maschy, 37-08  
**M12 Mandan Kwanis** 4th  
 100H: Peyton Selle, :15.99  
**M15 Dick. Trinity Last Chance** 3rd  
 100H: Peyton Selle, :16.04; HJ: Gabrielle Jung, 5-03; PV: Levi Jordeheim, 10-06; LJ: G. Jung, 17-11  
**M19 WDA Championship** 5th  
 100H: Peyton Selle, :15.60  
**M25-26 Class A Meet** 10th

## JAMESTOWN BLUE JAYS

WDA Finish: 2nd  
 Class A Finish: 8th  
**A26 Fargo Shamley Invite** 5th  
 3200M: Meghan Ford, 11:36.87  
**M3 Stutsman Co. Invite** 1st  
 300H: Alyssa Ukestad, :48.46; 800R: Jamestown, 1:51.78 (A. Ukestad, Carly Raap, Taylor Williamson, Abby Kallenbach); 400M: Meghan Ford, :102.70; 100H: Kaelyn Nygaard, :17.03; 3200M: Terilyn Coombs, 12:54.07; 1600R: Jamestown, 4:13.64 (A. Ukestad, Grace Hegler, C. Raap, M. Ford); LJ: Abby Kallenbach, 16-7.5; TJ: A. Kallenbach, 33-8.75; SP: Jessica Walter, 34-7  
**M12 Al Cassel Relays** 1st  
 100M: Alyssa Ukestad, :13.28; 300H: A. Ukestad, :47.76; 400M: Meghan Ford, 1:02.40; 800M: M. Ford, 2:22.77; 100H: Jamestown, :52.60; 1600R: Jamestown, 4:27.30  
**M14 Bismarck Last Chance** 6th  
 3200M: Meghan Ford, 10:55.27; 300H: Alyssa Ukestad, :47.61; HJ: Abby Kallenbach, 5-01  
**M19 WDA Championships** 7th  
 800M: Meghan Ford, 2:18.59; 1600M: M. Ford, 5:06.98; 300H: Alyssa Ukestad, :46.99  
**M25-25 Class A Meet** 8th  
 1600M: Meghan Ford, 5:05.77

## LEGACY SABERS

WDA Finish: 4th  
 Class A Finish: 7th  
**A21 Bismarck Invite** 12th  
**A20 Fargo Eagle Relays** 7th  
**A24 BPS Twilight Meet** 3rd  
 200M: Emily Gerhardt, 27.21; 400M: Kaydee Wescom, :59.38; LJ: Ashley Hulm, 16-5  
**A28 Denton Relays** 5th  
**M4-5 Howard Wood Relays** 3rd  
 800M: Kaydee Wescom, :58.63; DSC: Maddysen Bring, 122-08  
**M14 Bismarck Last Chance** 1st  
 400M: Kaydee Wescom, :59.62; 1600R: Legacy 4:10.17 (Lindsay Werner, K. Wescom, Emma Fricke, Taylor Weidner); DSC: Maddysen Bring, 115-5  
**M15 WDA Championships** 3rd  
 400M: Kadee Wescom, :58.63; DSC: Maddysen Bring, 122-08  
**M25-26 Class A Meet** 3rd

## MANDAN BRAVES

WDA Finish: 5th  
 Class A Finish: 10th  
**A10 Queen City Classic, Spearfish** No totals  
**A21 Bismarck Invite** 6th  
 3200M: Kelly Rinas, 11:38.59; JV: Courtney Olson, 126-05  
**A24 Dickinson Pankratz Invite** 5th  
 800M: Kelly Rinas, 2:23.89; 1600M: K. Rinas, 5:19.3  
**A28 Denton Relays** 9th  
**M3 Williston Knutson Invite** 3rd  
 800M: Kelly Rinas, 2:27.16; 1600M: K. Rinas, 5:27.34; 300H: Bailey Bullinger, :51.48; 400R: Mandan, :53.64 (Avery Hauff, B. Bullinger, Alexis Radke, Katelyn Schmidt); 1600R: Mandan, 4:30.60 (B. Bullinger, Darb Defoe, Maria Moore, K. Schmidt); DSC: Kaylee Barbie, 115-04; JV: Taylor Leingang, 127-03  
**M12 Mandan Kwanis** 6th  
 1600M: Kelly Rinas, 5:15.02; 3200R: Mandan, 10:08.44 (Maria Moore, Darb Defoe, Natasha Troxel, K. Rinas)  
**M14 Bismarck Last Chance** 5th  
 100H: Morgan Sheldon, :16.63; 3200R: Mandan, 10:46.89 (Jordan Toman, Whitney McGee, Acey Elkins, Anna Bendish)  
**M19 WDA Championship** 6th  
 JV: Taylor Leingang, 119-08  
**M25-26 Class A Meet** 12th

## MINOT MAGICIANS

WDA Finish: 2nd  
 Class A Finish: 5th  
**A21 Bismarck Invite** 2nd  
 100M: Alli McCoy, :12.52; 200M: A. McCoy, :25.90; HJ: Allie Nelson, 5-3  
**A24 Dickinson Pankratz Invite** 1st  
 400M: Tessa Olson, 1:03.00; 400R: Minot, :50.87  
**A28 Denton Relays** 4th  
 300H: Lauren Picard, :48.02  
**M12 Mandan Kwanis** 5th  
 400M: Tessa Olson, 1:03.00; HJ: Allie Nelson, 5-3  
**M14 Bismarck Last Chance** 2nd  
 100M: Malah Burke, :12.71; 1600M: Abigail Hof-farth, 5:27.30; 400R: Minot, :52.33 (Morgan Alexander, Lauren Picard, M. Burke, Abby Pankow); TJ: Elise Klein, 33-10.75  
**M19 WDA Championships** 4th  
 100M: Alli McCoy, :12.49; 200M: A. McCoy, :25.93  
**M25-26 Class A Meet** 8th

## ST. MARY'S SAINTS

WDA Finish: 8th  
 Class A Finish: 16th  
**A21 Bismarck Invite** 10th  
**A24 BPS Twilight Meet** 4th  
 DSC: Julia Red Wing, 119-0  
**A28 Denton Relays** 10th  
 DSC: Julia Red Wing, 121-05  
**M12 Mandan Kwanis** 7th  
**M14 Bismarck Last Chance** 7th  
**M19 WDA Championships** 8th  
**M25-26 Class A Meet** 16th

## TMCHS (BEICOURT) BRAVES

WDA Finish: 10th  
 Class A Finish: DNP  
**A28 Denton Relays** 10th  
**M19 WDA Championship** DNP  
**M25-26 Class A Meet** DNP

## WILLISTON COYOTES

WDA Finish: 9th  
 Class A Finish: 18th  
**A21 Bismarck Invite** 8th  
**A24 Dickinson Pankratz Invite** 10th  
 3200M: Eleni Lovgren, 11:45.07  
**A28 Denton Relays** 13th  
**M3 Williston Knutson Invite** 3rd  
 100M: Emily Lux, 12.84; 200M: E. Lux, 27.54; 400M: Ava Marburger, 1:04.10  
**M14 Bismarck Last Chance** 8th  
**M19 WDA Championships** 9th  
 3200M: Eleni Lovgren, 11:49.14  
**M25-26 Class A Meet** 18th

Note: Not all meet results were available

### 2018 WDA STANDINGS

Team	Conf.	Pts	Home	Away	GF	GA	Overall	Home	Away/Neutral
Minot	9-1-1	28	4-1-1	5-0-0	30	5	14-2-1	4-1-1	10-1-0
St. Mary's	7-3-2	23	3-2-1	4-1-1	14	8	8-6-2	3-2-1	5-4-1
Century	6-3-3	21	4-1-1	2-2-2	12	8	7-5-3	4-1-1	3-5-2
Jamestown	5-7-0	15	3-3-0	2-4-0	10	21	5-8-0	3-3-0	2-5-0
Mandan	4-6-2	14	2-2-2	2-4-0	10	11	5-8-2	2-2-2	3-6-0
Bismarck High	4-6-2	14	2-4-0	2-2-2	19	18	5-7-2	2-4-0	3-3-0
Legacy	1-10-0	3	1-4-0	0-7-0	3	27	1-11-0	1-4-0	0-7-0

GF: Goals For; GA: Goals Allowed (WDA matches only) Team receive 3 points for a win; 1 point for a tie  
Notes: Minot and Legacy played just once...Mandan held the tie-break over Bismarck High based on head-to-head records

### 2018 POSTSEASON REWIND

**May 22**  
WDA Tournament, Bismarck  
Play-in  
No. 6 Bismarck High 3, No. 7 Legacy 0

**May 24**  
WDA Tournament, Bismarck  
State Qualifiers  
No. 5 Mandan 4, No. 4 Jamestown 0  
No. 3 Century 1, No. 6 Bismarck High 0

**Championship**  
No. 1 Minot 1, No. 2 St. Mary's 0

**May 31**  
ND State Tournament, Bismarck  
Quarterfinals  
4E Fargo Shanley 2, 1W Minot 0  
2E WF Sheyenne 3, 3W Century 0  
1E Fargo North 2, 4W Mandan 1 (Shootout)  
3E Fargo Davies 1, 2W St. Mary's 0

**June 1**  
ND State Tournament, Bismarck  
Consolation  
Minot 3, Century 0  
St. Mary's 2, Mandan 1

**June 2**  
ND State Tournament, Bismarck  
Semifinals  
WF Sheyenne 2, Fargo Shanley 1 (OT)  
Fargo Davies 2, Fargo North 0

**Fifth Place**  
Minot 2, St. Mary's 1 (Shootout)

**Third Place**  
Fargo North 2, Fargo Shanley 1

**Championship**  
Fargo Davies 4, WF Sheyenne 1  
Note: Severe weather forced the semifinals matches to be moved from June 1 to June 2

**All-Tournament Team**  
**Shanley-Oak Grove:** Tabby Kelsch, Emily Post; **Fargo North:** Elise Bakke, Abby Naseth; **St. Mary's:** Elizabeth Preszler; **West Fargo Sheyenne:** Madison Urlaub, Yasmina Dokara, **Brooke Boyer; Fargo Davies:** Alyssa Paper, Kylie Glover, Breanna Nelson; **Mandan:** Olivia Geiger; **Minot:** Emme Miller, Allison Lepp



Minot Majettes

2018 WDA Champions

2018 WDA Tournament Champions

### 2018 WDA HEAD-TO-HEAD RESULTS

	BHS	CEN	JAM	LEG	MAN	MIN	STM
BHS		1-1T 2-3L	3-1W 1-2L	4-1W 3-1W	1-2L 0-2L	2-3L 0-0T	0-1L 2-1W
CEN	1-1T 3-2W		2-0W 0-1L	1-0W 1-0W	0-0T 1-0W	0-1L 0-3L	0-0T 3-0W
JAM	1-3L 2-1W	0-2L 1-0W		3-0W 1-0W	1-0W 0-1L	0-5L 0-4L	1-3L 0-2L
LEG	1-4L 1-3L	0-1L 0-1L	0-3L 0-1L		0-5L 1-0W	0-6L* 0-1L	0-2L 0-1L
MAN	2-1W 2-0W	0-0T 0-1L	0-1L 1-0W	5-0W 0-1L		0-3L 0-3L	0-0T 0-1L
MIN	3-2W 0-0T	1-0W 3-0W	5-0W 4-0W	6-0W*	3-0W 3-0W		1-0W 1-3L
STM	1-0W 1-2L	0-0T 0-3L	3-1W 2-0W	2-0W 1-0W	0-0T 1-0W	0-1L 3-1W	

\* Minot and Legacy played just once as their second game was cancelled due to weather

### SEASON NOTES

\*This was the 23rd season of WDA/West Region play.  
\*Minot won its first-ever WDA championship.  
\*The first WDA Tournament was held in Bismarck and Minot was champion.  
\*Minot, St. Mary's, Century and Mandan qualified for the state tournament.  
\*Mandan qualified for the state tournament for the first time since 2013.  
\*St. Mary's extended its consecutive state tournament appearance streak to 23 years.  
\*The WDA teams all dropped their state quarterfinal games. Minot finished fifth at the tournament.  
\*Severe weather at the state tournament in Bismarck forced games to be delayed, or postponed to another day.  
\*Minot's Allison Lepp had the most goals scored and total points in WDA play with 13 and 15, respectively.  
\*Minot goalkeeper Becca Kostenko posted a WDA-best nine shutouts.  
\*BHS' Kiaya Schwab was region senior athlete of the year.  
\*Minot's Matt Pfau was named region coach of the year.  
\*Due to wintry weather at the beginning of the season, several non-conference matches were eventually postponed to ensure the conference schedule could be played. Minot was the only team to play any non-conf. games (Just 2).  
\*WDA teams went 2-4-0 against EDC foes this season.  
\*All-WDA selections: **Bismarck High:** Kiaya Schwab, Elle Hill, Raynie Vorachek, Rachel Burgard  
**Century:** Kaia Lembke, Olivia Murdoch, Kate Weigum, Rowyn Schollmeyer; **Legacy:** Brooke Binegar; **St. Mary's:** Kaitlyn Wanner, Sinclairre Candreva, Rachel Neff, Abby Kopp, Elizabeth Preszler  
**Jamestown:** Sophie McClean, Peyton Rudnick; **Mandan:** Kylie Osborn, Liz Geiger; **Minot High:** Olivia Lewis, Lainey Sandberg, Allison Lepp, Malia Burke, Becca Kostenko  
\*WDA selections to the all-state team: **Bismarck High:** \*Elle Hill, Rachel Burgard; **Century:** \*Kate Weigum, Rowyn Schollmeyer; **St. Mary's:** \*Abby Kopp, \*Elizabeth Preszler; **Minot High:** \*Allison Lepp; Malia Burke, Becca Kostenko; **Mandan:** Liz Geiger; **Jamestown:** \*Peyton Rudnick; **Legacy:** Brooke Binegar

\*First team selection

#### BISMARCK DEMONS

Overall Record: 5-7-2  
WDA Record: 4-6-2  
A17 @Mandan 1-2L  
A19 MINOT 2-3L  
A24 JAMESTOWN 3-1W  
A26 @Century 1-1T  
A26 @Minot 0-6L  
M1 ST. MARY'S 0-1L  
M5 @Minot 0-0T  
M8 LEGACY 3-1W  
M10 MANDAN 0-2L  
M15 @Jamestown 1-2L  
M17 CENTURY 2-3L  
M19 @St. Mary's 2-1W  
M22 Legacy@ 3-0W  
M24 Century% 0-1L  
@WDA Tourn. Play-in  
% WDA State Qualifier

#### CENTURY PATRIOTS

Overall Record: 7-5-3  
WDA Record: 6-3-3  
A10 @St. Mary's 0-0T  
A17 JAMESTOWN 2-0W  
A19 @Mandan 0-0T  
A24 LEGACY 1-0W  
A26 BISMARCK 1-1T  
A28 MINOT 0-1L  
M1 @Minot 0-3L  
M3 ST. MARY'S 3-0W  
M5 MANDAN 1-0W  
M10 @Jamestown 0-1L  
M17 @Bismarck 3-2W  
M19 @Legacy 1-0W  
M24 Bismarck% 1-0W  
M31 WF Sheyenne\$0-3L  
J1 Minot! 0-3L  
J2 Jamestown% 1-3L  
% WDA State Qualifier  
\$ ND State Quarterfinal  
! ND State Loser-out

#### JAMESTOWN BLUE JAYS

Overall Record: 5-7-0  
WDA Record: 5-7-0  
A17 @Century 0-2L  
A21 @Legacy 3-0W  
A24 @Bismarck 1-3L  
A26 @Mandan 1-0W  
A27 ST. MARY'S 1-3L  
M1 LEGACY 1-0W  
M3 MINOT 0-5L  
M8 @St. Mary's 0-2L  
M10 CENTURY 1-0W  
M12 @Minot 0-4L  
M15 BISMARCK 2-1W  
M19 MANDAN 0-1L  
M24 Mandan% 0-4L  
% WDA State Qualifier

#### LEGACY SABERS

Overall Record: 1-11-0  
WDA Record: 1-10-0  
A10 @Mandan 0-5L  
A19 ST. MARY'S 0-2L  
A21 JAMESTOWN 0-3L  
A24 @Century 0-1L  
A26 @Minot 0-6L  
A28 BISMARCK 1-4L  
M1 @Jamestown 0-1L  
M3 MANDAN 1-0W  
M8 @Bismarck 1-3L  
M12 @St. Mary's 0-1L  
M17 MINOT Cancelled  
M19 CENTURY 0-1L  
M22 Bismarck@ 0-3L  
@ WDA Tourn. Play-in

#### MANDAN BRAVES

Overall Record: 5-8-2  
WDA Record: 4-7-2  
A10 LEGACY 5-0W  
A12 MINOT 0-3L  
A17 BISMARCK 2-1W  
A19 CENTURY 0-0T  
A24 ST. MARY'S 0-0T  
A26 JAMESTOWN 0-1L  
M3 @Legacy 0-1L  
M5 @Century 0-1L  
M8 @Minot 0-3L  
M10 @Bismarck 2-0W  
M15 @St. Mary's 0-1L  
M19 @Jamestown 1-0W  
M24 Jamestown% 4-0W  
M31 Fargo North\$ 1-2L(SO)  
J1 St. Mary's! 1-2L  
% WDA State Qualifier  
\$ ND State Quarterfinal  
! ND State Loser-out

#### MINOT MAGICIANS

Overall Record: 14-2-1  
WDA Record: 9-1-1  
A12 @Mandan 3-0W  
A17 @St. Mary's 1-0W  
A19 @Bismarck 3-2W  
A21 @GF Red River 3-1W  
A21 @GF Central 3-1W  
A26 LEGACY 6-0W  
A28 @Century 1-0W  
M1 CENTURY 3-0W  
M3 @Jamestown 5-0W  
M5 BISMARCK 0-0T  
M8 MANDAN 3-0W  
M10 ST. MARY'S 1-3L  
M12 JAMESTOWN 4-0W  
M17 @Legacy Cancelled  
M24 St. Mary's^ 1-0W  
M31 F Shanley\$ 0-2L  
J1 Century! 3-0W  
J2 St. Mary's!! 2-1W(SO)  
^WDA Tourn. Championship  
\$ ND State Quarterfinal  
! ND State Loser-out  
!! ND State Fifth Place

#### ST. MARY'S SAINTS

Overall Record: 8-6-2  
WDA Record: 7-3-2  
A10 CENTURY 0-0T  
A17 MINOT 0-1L  
A19 @Legacy 2-0W  
A24 @Mandan 0-0T  
A27 @Jamestown 3-1W  
M1 @Bismarck 1-0W  
M3 @Century 0-3L  
M7 JAMESTOWN 2-0W  
M10 @Minot 3-1W  
M12 LEGACY 1-0W  
M15 MANDAN 1-0W  
M19 BISMARCK 1-2L  
M24 Minot^ 0-1L  
M31 F Davies\$ 0-1L  
J1 Mandan! 2-1W  
J2 Minot!! 1-2L(SO)  
^WDA Tourn. Championship  
\$ ND State Quarterfinal  
! ND State Loser-out  
!! ND State Fifth Place

2018 WDA/WEST REGION STANDINGS

Team	Conf.	Pts	Home	Away	Streak	Overall	Home	Away/Neutral
Dickinson	15-1	15	8-0	7-1	W14	27-3	12-0	15-3
Minot	13-3	13	6-2	7-1	W8	22-8	8-6	14-2
Century	12-4	12	8-4	4-0	W7	23-11	11-5	12-6
Bismarck High	10-6	10	6-2	4-4	W1	16-11	6-2	10-9
Jamestown	9-7	9	6-2	3-5	W2	14-12	8-2	6-10
Mandan	6-10	6	3-3	3-7	L3	11-15	8-7	3-8
Williston	4-12	4	3-5	1-7	L7	6-20	3-9	3-11
Legacy	3-13	3	1-7	2-6	L4	9-20	3-9	6-11
TMCHS	0-16	0	0-4	0-12	L16	0-23	0-10	0-13

Notes: Teams receive 1 point for a win...Streak reflects WDA regular season games only...Not all teams played an equal number of home-away conf. games

2018 POSTSEASON REWIND

**May 21**  
West Region Play-in  
No. 8 Legacy 14, No. 9 TMCHS 4

**May 24**  
West Region Tournament, Mandan  
Quarterfinals  
No. 1 Dickinson 13, No. 8 Legacy 12  
No. 4 Bismarck High 19, No. 5 Jamestown 14

No. 2 Minot 15, No. 7 Williston 1  
No. 3 Century 18, No. 6 Mandan 8

**May 25**  
West Region Tournament, Mandan  
Loser-out  
Legacy 12, Jamestown 3  
Mandan 18, Williston 1

**Semifinals**  
Bismarck High 10, Dickinson 8  
Century 10, Minot 4

**May 26**  
West Region Tournament, Mandan  
State Qualifiers  
Dickinson 7, Mandan 4  
Minot 10, Legacy 0

**Championship**  
Bismarck High 15, Century 13

**May 31**  
Class A Tournament, Fargo  
Quarterfinals  
4E WF Sheyenne 7, 1W Bismarck High 4  
2W Century 8, 3E West Fargo 4  
4W Minot 4, 1E Valley City 3

3W Dickinson 15, 2E Fargo North 1

**June 1**  
Class A Tournament, Fargo  
Consolation  
Fargo North 10, Bismarck High 7

Valley City 5, West Fargo 0

**Semifinals**  
Dickinson 3, WF Sheyenne 2  
Minot 8, Century 4

**June 2**  
Class A Tournament, Fargo  
Fifth Place  
Valley City 10, Fargo North 0

**Third Place**  
WF Sheyenne 8, Century 5

**Championship**  
Minot 4, Dickinson 2



Dickinson Midgets Bismarck Demons Minot Majettes

2018 WDA Champions 2018 West Region Champions 2018 Class A Champions

2018 WDA HEAD-TO-HEAD RESULTS

	BHS	CEN	DIK	JAM	LEG	MAN	MIN	TM	WIL
BHS		14-12W 6-12L	12-25L 9-11L	7-2W 7-2W	9-7W 11-10W	10-11L 20-9W	5-6L 0-21L	20-0W 18-0W	13-3W 18-2W
CEN	12-14L 12-6W		1-4L 12-7W	1-11L 10-7W	8-7W 23-16W	12-0W 6-0W	8-9L 12-3W	26-2W 17-0W	12-0W 13-3W
DIK	25-12W 11-9W	4-1W 7-12L		7-3W 14-0W	7-2W 7-2W	17-3W 11-1W	7-5W 6-5W	25-6W 25-0W	15-2W 20-2W
JAM	2-7L 2-7L	11-1W 7-10L	3-7L 0-14L		10-4W 8-7W	14-2W 9-0W	11-17L 9-11L	25-10W 23-0W	18-2W 15-0W
LEG	7-9L 10-11L	7-8L 16-23L	2-7L 2-7L	4-10L 7-8L		2-6L 6-13L	7-8L 7-8L	12-2W 20-3W	6-10L 11-0W
MAN	11-10W 9-20L	0-12L 0-6L	3-17L 1-11L	2-14L 0-9L	6-2W 13-6W		2-9L 7-8L	12-3W 16-3W	6-5W 6-8L
MIN	6-5W 21-0W	9-8W 3-12L	5-7L 5-6L	17-11W 11-9W	8-7W 8-7W	9-2W 8-7W		12-1W 13-3W	2-1W 7-3W
TM	0-20L 0-18L	2-26L 0-17L	6-25L 0-25L	10-25L 0-23L	2-12L 3-20L	3-12L 3-16L	1-12L 3-13L		0-14L 4-16L
WIL	3-13L 2-18L	0-12L 3-13L	2-15L 2-20L	2-18L 0-15L	10-6W 0-11L	5-6L 8-6W	1-2L 3-7L	14-0W 16-4W	

SEASON NOTES

\*This was the eighth season of WDA/West Region play.  
\*For the first time, a WDA team won the Class A title.  
\*Minot High captured the Class A crown with a victory over Dickinson, 4-2. The Majettes entered the tournament as the West's No. 4 seed.

\*Dickinson won its third WDA championship.  
\*Bismarck High won the West Region Tournament title for a second year in a row.  
\*Class A state qualifiers were: Bismarck High, Century, Dickinson and Minot.

\*The conference had nine varsity members as Minot Bishop Ryan left to compete in Class B.

\*Due to wintry weather to start the spring, teams played just a single doubleheader conference schedule.

\*Three WDA teams had 20 or more wins (Dickinson, Minot, Century).

\*Mandan hosted the West Region Tournament.

\*WDA teams went 5-6 against EDC opponents.

\*Dickinson's Jordanne McNeilly was named region and state senior athlete of the year.

\*Dickinson's Amanda Mickey was named region and state coach of the year.

\*Fargo hosted the Class A Tournament.

\*All-WDA selections: **Bismarck High:** Felicity Blair, Logan Gronberg, Lakyn Stork, Emma Barta

**Century:** Maddie Zander, Maddie Grad ; **Legacy:** Whitney Thomas, Alexis Dressler; **Dickinson:** Bailey Jahner, Jordanne McNeilly, Kennedy Kuntz, Tayta Hopfauf, Amber Sickler; **Jamestown:** Sydney Soulis, Jenna Fischer, Ella Roldson; **Minot:** Marisa Andrysiak, Rylee Terrel, Jaycie Rostad

\*WDA All-state selections: **Bismarck High:** Logan Gronberg, 8th, P/3B/1B; **Century:** Maddie Zander, Fr., P/O; **Legacy:** Whitney Thomas, Sr., P/IF;

**Dickinson:** Jordanne McNeilly, Sr., C/IF; Amber Sickler, Sr., P/O; Kennedy Kuntz, Jr., OF;

**Jamestown:** Sydney Soulis, Sr., C

**Minot High:** Marisa Andrysiak, Sr., IF/P; Jaycie Rostad, Jr., C/IF

BISMARCK DEMONS

Overall Record: 16-11  
WDA Record: 10-6  
A10 Century# 17-19L  
A10 Legacy# 13-2W  
A17 @Jamestown 7-2W, 7-2W  
A20 TMCHS 20-0W, 18-0W  
A26 @Dickinson 12-25L, 9-11L  
A28 LEGACY 9-7W, 11-10W  
M1 @Jamestown# 8-9L, 4-7L  
M5 @Century 14-12W, 6-12L  
M6 @TMCHS# 15-2W, 13-0W  
M10 @Williston 13-3W, 18-2W  
M12 MINOT 5-6L, 0-21L  
M15 @Mandan 10-11L, 20-9W  
M24 Jamestown# 19-14W  
M25 Dickinson# 10-8W  
M26 Century# 15-13W  
M31 WF Shey.S 5-7L  
J1 Fargo North! 7-10L

# WDA games that did not count in standings  
^W Region Quarterfinal  
^^ W Region Semifinal  
^^^ W Region Championship  
§ Class A Quarterfinal  
! Class A Loser-out

CENTURY PATRIOTS

Overall Record: 23-11  
WDA Record: 12-4  
A10 Bismarck# 1-4L  
A10 Legacy# 12-7W  
A19 DICKINSON 1-4L, 12-7W  
A20 @Williston 12-0W, 13-3W  
A21 @Minot# 9-9L, 13-2W  
A26 @Legacy 8-7W, 23-16W  
A27 JAMESTOWN 1-11L, 10-7W  
M1 @Dickinson# 5-15L, 9-16L  
M3 @Minot# 18-8W, 6-13L  
M5 BISMARCK 12-14L, 12-6W  
M7 MANDAN 12-0W, 6-0W  
M8 LEGACY# 9-3W, 9-7W  
M10 @Mandan# 19-3W, 13-11W  
M12 WEST FARGO 8-7W, 4-7L  
M19 TMCHS 26-2W, 17-0W  
M24 Mandan# 18-8W  
M25 Minot# 10-4W  
M26 Bismarck# 13-15L  
M31 West Fargo\$ 8-4W  
J1 Minot\$ 6-8L  
J2 WF Shey!! 5-8L

# WDA games that did not count in standings  
^W Region Quarterfinal  
^^ W Region Semifinal  
^^^ W Region Championship  
§ Class A Quarterfinal  
§§ Class A Semifinal  
! Class A Third Place

DICKINSON MIDGETS

Overall Record: 27-3  
WDA Record: 15-1  
A19 @Century 4-1W, 7-12L  
A20 @Minot 7-5W, 6-5W  
A21 TMCHS 25-6W, 25-0W  
A24 WILLISTON 15-2W, 20-2W  
A26 BISMARCK 25-12W, 11-9W  
A27 @Mandan 17-3W, 11-1W  
M1 CENTURY# 15-5W, 16-9W  
M11 @Williston# 10-0W, 17-2W  
M14 @Legacy 7-2W, 7-2W  
M15 JAMESTOWN 7-3W, 14-0W  
M17 @Minot# 13-3W, 12-1W  
M19 BRANDON, MB 11-0W, 9-3W  
M24 Legacy# 12-13L  
M25 Bismarck# 8-10L  
M26 Mandan# 7-4W  
M31 Fargo North\$ 15-1W  
J1 WF Sheyenne\$ 3-2W  
J2 Minot\$ 2-4L

# WDA games that did not count in standings  
^W Region Quarterfinal  
^^ W Region Semifinal  
§ W Region State Qualifier  
§ Class A Quarterfinal  
§§ Class A Semifinal  
§§§ Class A Championship

JAMESTOWN BLUE JAYS

Overall Record: 14-12  
WDA Record: 9-7  
A16 Valley City\* 1-3L, 4-5L  
A17 @Bismarck 2-7L, 2-7L  
A26 MINOT 11-17L, 9-11L  
A28 @Century 9-8W, 3-12L  
M1 BISMARCK# 9-8W, 7-4W  
M4 Sartell, MN 9-1W  
M4 @Little F, MN 2-3L  
M5 Eden V, MN 12-4W  
M5 @Alexand, MN 7-3W  
M11 TMCHS 25-10W, 23-0W  
M12 @Legacy 10-4W, 8-7W  
M14 WILLISTON 18-2W, 15-0W  
M15 @Dickinson 3-7L, 0-14L  
M19 MANDAN 14-2W, 9-0W  
M24 Bismarck# 14-19L  
M25 Legacy# 3-13L

\*Played in Aberdeen, SD  
# WDA games that did not count in standings  
^W Region Quarterfinal  
% W Region Loser-out

LEGACY SABERS

Overall Record: 9-20  
WDA Record: 3-13  
A10 Century# 0-12L  
A10 Bismarck# 2-13L  
A20 MANDAN# 13-3W  
A21 MINOT 7-8L, 7-8L  
A24 @Mandan 2-6L, 6-13L  
A26 CENTURY 7-8L, 16-23L  
A28 @Bismarck 9-9L, 10-11L  
M1 @Minot# 12-10W, 4-14L  
M4 WILLISTON 12-2W, 10-3W  
M7 @TMCHS 12-2W, 13-0W  
M8 @Century# 3-9L, 7-9L  
M12 JAMESTOWN 4-10L, 7-8L  
M14 DICKINSON 2-7L, 2-7L  
M17 @Williston# 15-5W, 18-7W  
M21 TMCHS@ 14-4W  
M24 Dickinson# 12-13L  
M25 Jamestown# 13-3W  
M26 Minot# 0-10L

# WDA games that did not count in standings  
@ W Region Play-in  
^W Region Quarterfinal  
% W Region Loser-out  
%% W Region State Qualifier

MANDAN BRAVES

Overall Record: 11-15  
WDA Record: 6-10  
A12 @Minot 2-9L, 7-8L  
A20 @Legacy# 6-5W, 6-8L  
A21 @Williston 6-5W, 6-13L  
A24 LEGACY 6-2W, 13-6W  
A27 DICKINSON 3-17L, 1-11L  
A28 WATFORD CITY 18-0W, 17-7W  
M4 @TMCHS 12-3W, 16-3W  
M5 WILLISTON# 12-8W, 10-5W  
M7 @Century 0-12L, 0-6L  
M10 CENTURY# 3-19L, 11-13L  
M15 BISMARCK 11-10W, 9-20L  
M19 @Jamestown 2-14L, 0-9L  
M24 Century# 8-18L  
M25 Williston# 8-18W  
M26 Dickinson# 4-7L

# WDA games that did not count in standings  
^W Region Quarterfinal  
% W Region Loser-out  
%% W Region State Qualifier

MINOT HIGH MAJETTES

Overall Record: 22-8  
WDA Record: 13-3  
A12 MANDAN 9-2W, 8-7W  
M20 DICKINSON 5-7L, 5-6L  
A21 @Legacy 8-7W, 8-7W  
A28 @Century 9-8W, 3-12L  
A26 @Jamestown 17-11W, 11-5W  
A28 TMCHS 12-1W, 13-10W  
M1 LEGACY# 10-12L, 14-4W  
M3 CENTURY# 8-18L, 13-6W  
M8 WILLISTON 2-1W, 7-3W  
M12 @Bismarck 6-5W, 21-0W  
M15 @TMCHS# 20-0W, 23-5W  
M17 DICKINSON# 3-13L, 1-12L  
M24 Williston# 15-1W  
M25 Century# 4-10L  
M26 Legacy# 10-0W  
M31 Valley City\$ 4-3W  
J1 Century\$ 8-6W  
J2 Dickinson\$ 4-2W

# WDA games that did not count in standings  
^W Region Quarterfinal  
^^ W Region Semifinal  
%% W Region State Qualifier  
§ Class A Quarterfinal  
§§ Class A Semifinal  
§§§ Class A Championship

TMCHS BELCOURT BRAVETTES

Overall Record: 0-23  
WDA Record: 0-16  
A20 @Bismarck 0-20L, 0-18L  
A21 @Dickinson 6-25L, 0-25L  
A27 @Williston 0-14L, 4-16L  
A28 @Minot 1-12L, 3-13L  
M1 WILLISTON# 9-20L, 1-21L  
M4 MANDAN 3-12L, 3-16L  
M7 LEGACY 2-12L, 3-20L  
M8 BISMARCK# 2-15L, 0-13L  
M11 @Jamestown 10-25L, 0-23L  
M15 MINOT# 0-20L, 5-23L  
M19 @Century 2-26L, 0-17L  
M21 @Legacy# 4-14L

# WDA games that did not count in standings  
@ W Region Play-in  
^W Region Quarterfinal  
% W Region Loser-out  
%% W Region State Qualifier

WILLISTON COVOTES

Overall Record: 6-20  
WDA Record: 4-12  
A20 CENTURY 0-12L, 3-13L  
A21 MANDAN 5-6L, 8-6W  
A24 @Dickinson 2-15L, 2-20L  
A28 TMCHS 14-0W, 16-4W  
M1 @TMCHS# 20-9W, 21-11W  
M4 @Legacy 10-6W, 0-11L  
M5 @Mandan# 8-12L, 5-10L  
M8 @Minot 1-2L, 3-7L  
M10 BISMARCK 3-13L, 2-18L  
M11 DICKINSON# 0-10L, 2-17L  
M8 BISMARCK# 2-18L, 0-15L  
M17 LEGACY# 5-15L, 7-18L  
M24 Minot# 1-15L  
M25 Mandan# 1-18L

# WDA games that did not count in standings  
^W Region Quarterfinal  
% W Region Loser-out

2018 WDA/WEST REGION STANDINGS

Team	Conf.	Win. Pct.	Home	Away	Streak	Overall	Home	Away/Neutral
Century	14-2	.875	7-1	7-1	W2	24-3	11-1	14-2
Minot	13-3	.813	6-2	7-1	W6	23-7	8-4	15-3
Williston	9-7	.562	5-1	4-6	W3	18-11	10-1	8-10
Jamestown	9-7	.562	6-4	3-3	W2	12-9	5-3	7-6
Mandan	9-7	.562	4-4	5-3	L4	12-13	4-4	8-9
Legacy	7-9	.438	4-4	3-5	W1	9-15	4-8	5-8
Dickinson	6-10	.375	4-4	2-6	L1	8-16	4-8	4-8
Bismarck High	4-12	.250	4-6	0-6	L2	6-19	5-9	1-10
St. Mary's	1-15	.062	1-7	0-8	L7	4-19	2-10	2-9

Teams played a single round robin schedule of doubleheaders (16 games)  
 Note: Williston held tie-break over Jamestown and Mandan; Jamestown held tie-break over Mandan  
 Winning percentage determined regional seedings; Streak reflects WDA regular season games only

2018 POSTSEASON REWIND

**May 24**  
 West Region Tournament, Williston  
**Play-in**  
 No. 8 Bismarck High 10, No. 9 St. Mary's 1  
**Quarterfinals**  
 No. 1 Century 10, No. 8 Bismarck High 0  
 No. 5 Mandan 4, No. 4 Jamestown 0  
 No. 2 Minot 4, No. 7 Dickinson 3  
 No. 3 Williston 10, No. 6 Legacy 3  
**May 25**  
 West Region Tournament, Williston  
**Loser-out**  
 Jamestown 9, Bismarck High 1  
 Legacy 14, Dickinson 4 (5 Inn.)  
**Semifinals**  
 Century 16, Mandan 2 (5 Inn.)  
 Williston 15, Minot 9  
**May 26**  
 West Region Tournament, Williston

**State qualifiers**  
 Mandan 10, Legacy 0  
 Minot 2, Jamestown 0  
**Championship**  
 Williston 7, Century 3  
**May 31**  
 Class A Tournament, Fargo  
**Quarterfinals**  
 4E GF Red River 12, 1W Williston 1  
 3W Minot 1, 2E West Fargo 0  
 1E Fargo Davies 5, 4W Mandan 4  
 2W Century 3, 3E Fargo North 0  
**June 1**  
 Class A Tournament, Fargo  
**Loser-out**  
 West Fargo 6, Williston 0  
 Fargo North 4, Mandan 0  
**Semifinals**  
 G.F. Red River 5, Minot 4

**June 2**  
 Class A Tournament, Fargo  
**Semifinal**  
 Century 4, Fargo Davies 2  
**Fifth Place**  
 West Fargo 7, Fargo North 2  
**Third Place**  
 Fargo Davies 9, Minot 6  
**Championship**  
 Century 12, G.F. Red River 2 (5 Inn.)  
**Note:** Century-F. Davies semifinal began on June 1 and was suspended due to lightning and finished on June 2



Century Patriots

Williston Coyotes

2018 WDA Champions  
 2018 Class A Champions

2018 West Region Tournament Champions

2018 WDA HEAD-TO-HEAD RESULTS

	BHS	CEN	DIK	JAM	LEG	MAN	MIN	SM	WIL
BHS		2-14L 3-2W	4-6L 1-8L	3-0W 4-6L	3-6L 3-9L	3-9L 3-10L	2-5L 3-13L	11-4W 13-1W	1-6L 0-7L
CEN	14-2W 2-3L		16-2W 13-2W	5-2W 4-0W	5-1W 12-2W	9-10L 14-4W	3-0W 7-6W	10-1W 11-1W	5-1W 6-5W
DIK	6-4W 8-1W	2-16L 2-13L		1-4L 2-11L	5-2W 4-10L	4-10L 4-6L	0-15L 2-9L	10-9W 8-0W	6-3W 5-10L
JAM	0-3L 6-4W	2-5L 0-4L	4-1W 11-2W		1-2L 7-6W	8-3W 4-1W	3-4L 2-3L	10-1W 3-1W	6-4W 3-14L
LEG	6-3W 9-3W	1-5L 2-12L	2-5L 10-4W	2-1W 6-7L		2-1W 3-4L	0-3L 1-7L	7-2W 8-7W	6-16L 2-19L
MAN	9-3W 10-3W	10-9W 4-14L	10-4W 6-4W	3-8L 1-4L	1-2L 4-3W		4-13L 1-16L	6-3W 4-0W	0-5L 7-5W
MIN	5-2W 13-3W	0-3L 6-7L	15-0W 9-2W	4-3W 3-2W	3-0W 7-1W	13-4W 6-1W		4-1W 7-2W	13-10W 5-8L
SM	4-11L 1-13L	0-10L 1-11L	9-10L 0-8L	1-10L 1-3L	2-7L 1-8L	3-6L 0-4L	1-4L 2-7L		5-10L 4-2W
WIL	6-1W 7-0W	1-5L 5-6L	3-6L 10-5W	4-6L 14-3W	16-6W 19-2W	5-0W 5-7L	10-13L 8-5W	10-5W 2-4L	

SEASON NOTES

\*This was the 19th season of WDA/West Region play.  
 \*Century won its first-ever Class A championship and second WDA title.  
 \*Williston won its first-ever West Region Tournament title.  
 \*Williston, Century, Minot and Mandan qualified for the Class A Tournament.  
 \*Due to wintry weather at the start of the spring season, several non-conf. games vs. EDC opponents were cancelled, reducing the number of regular season games.  
 \*The WDA schedule consisted of a single round robin doubleheader of games that counted in the standings.  
 \*Minot High's Lofton Klabunde was region senior athlete of the year.  
 \*Williston's Aaron Finders was region and state coach of the year.  
 \*St. Mary's, Minot and Williston all played non-conf. doubleheaders vs. future WDA member Watford City.  
 \*Williston played its first 16 games on the road.  
 \*WDA teams went 4-6 against EDC opponents.  
 \*Williston hosted the West Region Tournament.  
 \*Fargo hosted the Class A Tournament.  
 \*All-WDA team: **Bismarck High:** Will Madler; **Century:** Cade Feeney, Connor Hanson, Jakob Olson, Dawson Weikum; **Legacy:** Caden Kudrna; **St. Mary's:** Luke Kambeitz; **Dickinson:** Cody Maier; **Jamestown:** Dawson Douy, Thomas Falk, Chris Erickson; **Mandan:** Ian Longtin, Evan Arenz, Easton Miller; **Minot High:** Lofton Klabunde, Carson Tonini, Creighton Rudolph; **Williston:** Chance Johnson, Garret Hill, Brady Aberle  
**WDA All-state selections:**  
**Bismarck High:** Will Madler  
**Century:** Cade Feeney, Dawson Weikum; **Jamestown:** Thomas Falk; **Minot High:** Carson Tonini, Lofton Klabunde; **Williston:** Garret Hill, Chance Johnson

**BISMARCK DEMONS**  
 Overall Record: 6-19  
 WDA Record: 4-12  
 A19 LEGACY# 2-4L, 5-4W  
 A21 WILLISTON# 16-18L, 3-5L  
 A26 @Century# 0-3L, 1-2L  
 M1 JAMESTOWN 3-0W, 4-6L  
 M3 @Legacy 3-6L, 3-9L  
 M5 MANDAN 3-8L, 3-10L  
 M8 @Dickinson 4-6L, 1-8L  
 M10 CENTURY 2-14L, 3-2W  
 M12 MINOT 2-5L, 3-13L  
 M15 ST. MARY'S 11-4W, 13-1W  
 M17 @Williston 1-6L, 0-7L  
 M24 St. Mary's@ 10-1W  
 M24 Century\* 0-10L  
 M25 Jamestown# 1-9L  
 #Games did not count in WDA standings  
 @West Region Play-in  
 \*W Region Quarterfinal  
 % W Region Loser-out

**CENTURY PATRIOTS**  
 Overall Record: 25-3  
 WDA Record: 14-2  
 A19 DICKINSON# 7-2W, 4-1W  
 A21 LEGACY 5-1W, 12-2W  
 M24 @Dickinson 16-2W, 13-2W  
 A26 BISMARCK# 3-0W, 2-1W  
 A28 ST. MARY'S 10-0W, 11-1W  
 M1 @Minot 3-0W, 7-6W  
 M3 MANDAN 9-10L, 14-4W  
 M5 @Legacy# 12-2W, 12-4W  
 M8 WILLISTON 5-1W, 6-5W  
 M10 @Bismarck 14-2W, 2-3L  
 M15 @Jamestown 5-2W, 4-0W  
 M24 Bismarck\* 10-0W  
 M25 Mandan\*\* 16-2W  
 M26 Williston\*\* 3-7L  
 M31 Fargo North\$ 3-0W  
 J1 Fargo Davies\$ 4-2W  
 J2 GF Red River\$ 5-2W, 2-3L  
 #Games did not count in WDA standings  
 @W Region Quarterfinal  
 \*\*W Region Semifinal  
 \$ Class A Championship  
 \$\$\$ Class A Championship

**DICKINSON MIDGETS**  
 Overall Record: 8-16  
 WDA Record: 6-10  
 A19 @Century# 2-7L, 1-4L  
 A20 JAMESTOWN 1-4L, 2-11L  
 A24 CENTURY 3-15L, 2-13L  
 A26 MANDAN# 12-2W, 6-16L  
 A27 WILLISTON# 4-7L, 4-3W  
 M1 @St. Mary's 10-9W, 8-0W  
 M3 MINOT 0-15L, 2-9L  
 M8 BISMARCK 6-4W, 8-1W  
 M10 @Mandan 4-10L, 4-6L  
 M15 @Williston 6-3W, 5-10L  
 M18 @Legacy 5-2W, 4-10L  
 M24 Minot\* 3-4L  
 M25 Legacy\*\* 4-14L  
 #Games did not count in WDA standings  
 @W Region Quarterfinal  
 \*\*W Region Loser-out

**JAMESTOWN BLUE JAYS**  
 Overall Record: 12-9  
 WDA Record: 9-7  
 A20 @Dickinson 4-1W, 11-2W  
 A24 @Minot 3-4L, 2-3L  
 A30 WILLISTON 6-4W, 3-14L  
 M1 @Bismarck 0-3L, 6-4W  
 M5 @Aberdeen,SD 12-11W, 14-11W  
 M8 @Legacy 1-2L, 7-6W  
 M12 MANDAN 8-3W, 4-1W  
 M15 CENTURY 2-5L, 0-4L  
 M19 ST. MARY'S 10-1W, 3-1W  
 M24 Mandan\* 0-5L, 10-1W  
 M25 Bismarck% 9-1W  
 M26 Minot%% 6-2L  
 \*W Region Quarterfinal  
 % W Region Loser-out  
 %% W Region State Qualifier

**LEGACY SABERS**  
 Overall Record: 9-16  
 WDA Record: 7-9  
 A19 @Bismarck# 4-2W, 4-5L  
 A21 @Century 1-5L, 2-12L  
 A24 @St. Mary's 7-2W, 8-1W  
 M1 @Mandan 2-1W, 3-4L  
 M3 BISMARCK 6-3W, 9-3W  
 M5 CENTURY# 2-12L, 4-12L  
 M8 JAMESTOWN 2-1W, 6-7L  
 M10 @Williston 6-16L, 2-19L  
 M12 ST. MARY'S# 5-7L, 3-5L  
 M14 MINOT 0-3L, 1-7L  
 M15 DICKINSON 2-5L, 10-4W  
 M24 Williston\* 3-10L  
 M25 Dickinson% 14-4W  
 M26 Mandan%% 0-10L  
 #Games did not count in WDA standings  
 \$ W Region Quarterfinal, Minot  
 % W Region Loser-out, Minot  
 %% W Region State Qualifier, Minot

**MANDAN BRAVES**  
 Overall Record: 12-13  
 WDA Record: 9-7  
 A24 WILLISTON 0-5L, 7-5W  
 A26 @Dickinson# 2-12L, 16-6W  
 A28 @Minot# 5-8L, 4-14L  
 M1 LEGACY 1-2L, 4-3W  
 M3 @Century 10-9W, 4-14L  
 M5 @Bismarck 9-3W, 10-3W  
 M8 @St. Mary's 6-3W, 4-0W  
 M10 DICKINSON 10-4W, 6-4W  
 M12 @Jamestown 3-8L, 1-4L  
 M15 MINOT 4-13L, 1-6L  
 M24 Jamestown\* 5-0W  
 M25 Century\*\* 2-16L  
 M26 Legacy%% 10-W  
 M31 Fargo Davies\$ 4-5L  
 J1 Fargo North! 0-4L  
 #Games did not count in WDA standings  
 \*W Region Quarterfinal  
 \*\*W Region Semifinal  
 %% W Region State Qualifier  
 \$ Class A Quarterfinal  
 ! Class A Consolation

**MINOT MAGICIANS**  
 Overall Record: 27-3  
 WDA Record: 13-3  
 A19 ST. MARY'S 4-2W, 7-1W  
 A21 @Watford City 17-3W, 20-4W  
 A24 JAMESTOWN 4-3W, 3-2W  
 A26 WILLISTON 13-10W, 5-8L  
 A28 MANDAN# 8-5W, 14-4W  
 M1 CENTURY 0-3L, 6-7L  
 M3 @Dickinson 14-0W, 9-2W  
 M5 WILLISTON\* 4-9L, 13-3W  
 M10 @St. Mary's# 5-1W, 4-0W  
 M12 @Bismarck 5-2W, 13-3W  
 M14 @Legacy 3-0W, 7-1W  
 M15 @Mandan 13-4W, 6-1W  
 M24 Dickinson^ 4-3W  
 M25 Williston^^ 9-15L  
 M26 Jamestown%%2-0W  
 M31 West Fargo\$ 1-0W  
 J1 GF Red River\$ 4-5L  
 J2 Fargo Davies!!! 6-9L  
 #Games did not count in WDA standings  
 @W Region Quarterfinal  
 ^^W Region Semifinal  
 %% W Region State Qualifier  
 \$ Class A Quarterfinal  
 !!! Class A Third Place

**ST. MARY'S SAINTS**  
 Overall Record: 2-4L  
 WDA Record: 1-15  
 A19 @Minot 4-1L, 1-7L  
 A24 LEGACY 2-7L, 1-8L  
 A26 WAT. CITY 2-1W, 3-5L  
 A28 @Century 0-10L, 1-11L  
 M1 DICKINSON 9-10L, 0-8L  
 M4 WILLISTON 5-10L, 4-2W  
 M8 MANDAN 3-6L, 0-4L  
 M10 MINOT# 1-5L, 0-4L  
 M12 @Legacy# 7-5W, 5-3W  
 M15 @Bismarck 4-11L, 1-13L  
 M19 @Jamestown 1-10L, 1-3L  
 M24 Bismarck@ 1-10L  
 #Games did not count in WDA standings  
 @W Region Play-in

**WILLISTON COYOTES**  
 Overall Record: 18-11  
 WDA Record: 9-7  
 A21 @Bismarck# 18-16W, 5-3W  
 A24 @Mandan 5-0W, 5-7L  
 A26 Minot 10-13L, 8-5W  
 A27 @Dickinson# 7-4W, 3-4L  
 A30 @Jamestown 4-6L, 14-3W  
 M4 @St. Mary's 10-5W, 2-4L  
 M5 @Minot# 9-4W, 3-13L  
 M8 @Century 1-5L, 5-6L  
 M10 LEGACY 16-6W, 19-2W  
 M11 WAT. CITY 12-2W, 8-5W  
 M15 DICKINSON 3-6L, 10-5W  
 M17 BISMARCK 6-1W, 7-0W  
 M24 Legacy^ 10-3W  
 M25 Minot^^ 15-9W  
 M26 Century^^^ 7-3W  
 M31 GF Red River\$ 1-12L  
 J1 West Fargo! 0-6L  
 #Games did not count in WDA standings  
 @W Region Quarterfinal  
 ^^W Region Semifinal  
 ^^W Region Championship  
 \$ Class A Quarterfinal  
 ! Class A Consolation

## 2018 SEASON SCHEDULE/RESULTS

Tournament	BHS	Century	Dickinson	Jamestown	Legacy	Mandan	Minot	St. Mary's	TMCHS	Williston
East-West Classic*	9th (679)	5th (658)	17th (770)	16th (763)	19th (836)	14th (744)	6th (663)	11th (718)	15th (746)	18th (771)
Century-Legacy Invite	5th (321)	1st (297)	6th (332)	3rd (317)	9th (352)	5th (326)	2nd (297)	7th (342)	10th (383)	8th (342)
BHS-St. Mary's Invite	3rd (327)	1st (308)	5th (345)	8th (363)	9th (397)	6th (348)	2nd (315)	7th (360)	10th (425)	4th (344)
Mandan Invite	3rd (327)	1st (305)	5th (334)	6th (345)	10th (383)	4th (328)	2nd (315)	7th (347)	9th (367)	8th (352)
Dickinson Invite	3rd (336)	2nd (319)	9th (366)	7th (357)	10th (437)	5th (349)	1st (314)	6th (353)	8th (363)	4th (348)
Jamestown Invite	3rd (328)	1st (306)	4th (338)	6th (354)	10th (392)	7th (354)	2nd (316)	8th (354)	9th (391)	5th (349)
Minot Invite	3rd (321)	1st (309)	4th (342)	6th (345)	10th (423)	7th (349)	2nd (313)	8th (356)	9th (375)	5th (345)
Williston Invite	4th (350)	1st (316)	7th (360)	6th (359)	9th (420)	5th (351)	2nd (319)	8th (369)	Inc.	3rd (348)
West Region	3rd (321)	2nd (310)	5th (337)	8th (347)	10th (373)	4th (332)	1st (291)	6th (337)	7th (346)	9th (351)
Class A Meet	8th (653)	7th (622)	12th (692)	DNQ	DNQ	11th (676)	5th (603)	10th (670)	DNQ	DNQ

\* Played in Fargo DNQ: Did Not Qualify

## 2018 POSTSEASON REWIND

**May 29**  
West Region Tournament,  
Dickinson  
Team totals (Top 6 qualify for state meet)

1. Minot, 291; 2. Century, 310; 3. Bismarck High, 321; 4. Mandan, 332; 5. Dickinson, 337; 6. St. Mary's, 337; 7. TMCHS, 346; 8. Jamestown, 347; 9. Williston, 351; 10. Legacy, 373  
Medalist: Easton Evanoff, Minot, 69  
**Top 10 (All-region)**  
1. Easton Evanoff, Min, 69; 2. Kessler Heilman, Min., 70; 3. Jackson Ward, Cen., 73; 7. Tyce Halter, BHS, 75; 14. Logan Barrett, Leg., 75; 16. Damyn Boyce, Min., 76; 16. Spencer Ross, Min., 76; 18. Alex Flam, Cen., 77; 18. Ben Wilson, SM, 77; 10. Alex Wilson, SM, 78

**June 4-5**  
Class A Tournament, Dickinson  
Team Totals—36 holes

1. G. F. Red River, 294-287-581; 2. Fargo Davies, 288-304-592; 3. West Fargo, 295-302-597; 4. G. F. Central, 297-303-600; 5. Minot, 303-300-603; 6. WF Sheyenne, 309-304-613; 7. Century, 308-314-622; 8. Bismarck High, 331-322-653; 9. Fargo North, 323-332-655; 10. St. Mary's, 332-338-670; 11. Mandan, 332-344-676; 12. Dickinson, 353-339-692  
Medalist: Adam Van Raden, 140

**Top 10 (All-State)**

1. Adam Van Radan, GF Red River, 140; 12. Mat Halvorson, 145; 12. Blaze Ackerland, WF Sheyenne, 145; 12. Zach Teske, West Fargo, 145; 15. Dylan Naylor, Fargo Davies, 146; 15. Brandon McGarry, GF Central, 146; 15. Matt Kulla, Fargo Davies, 146; 8. Cole Hanson, GF Central, 147; 19.

Kessler Heilman, Minot, 148; 79.

Jackson Worner, West Fargo, 149

**WDA Scoring Average**  
(Regular season meets only)

1. Century, 308.5  
2. Minot, 312.7  
3. Bismarck High, 330.0  
4. Mandan, 343.3  
5. Dickinson, 345.2  
6. Williston, 346.8  
7. Jamestown, 348.5  
8. St. Mary's, 348.4  
9. TMCHS, 384.0  
10. Legacy, 396.7



Century Patriots

2018 WDA Champions



Minot Magicians

2018 West Region Tournament Champions

## 2018 WDA TOP 5 INDIVIDUAL MEET RESULTS

East-West Classic	Century-Legacy Invite	BHS-St. Mary's	Mandan Invite	Dickinson Invite	Jamestown Invite	Minot Invite	Williston Invite	West Region Tournament	Class A Tournament	
Jackson Ward, CEN 76-76-151; Trey Hohbein, MAN 80-79-159; Easton Evanoff, MIN 79-81-160; Kessler Heilman, MIN 79-84-163; David Kaiser, BHS 84-80-164	1. Carson Wahl, CEN, 70; 2. Easton Evanoff, MIN, 72; 3. Tyce Halter, BHS, 73; 4. Kessler Heilman, MIN, 73; 7. Tyce Halter, BHS, 74; 15. Andrew Messmer, LEG, 74	1. Tyce Halter, BHS, 75; 2. Jackson Ward, CEN, 76; 13. Zach Johnson, CEN, 76; 13. Kessler Heilman, MIN, 76; 13. Alex Flam, CEN, 77	1. Jackson Ward, CEN, 71; 2. Zach Johnson, CEN, 76; 13. Kessler Heilman, MIN, 76; 13. Spencer Ross, CEN, 79; 14. Alex Flam, CEN, 77	1. Spencer Ross, MIN, 74; 2. Jack Demke, MIN, 78; 12. Trey Hohbein, CEN, 76; 13. Jackson Ward, CEN, 79; 14. Dylan Pokorny, DCK, 76	1. Kessler Heilman, MIN, 72; 2. Logan Rush, CEN, 75; 7. Tyce Halter, CEN, 76; 13. Jackson Ward, CEN, 76; 13. Hunter Myran, DCK, 77	1. Jackson Ward, CEN, 72; 2. Trey Hohbein, MAN, 75; 3. Easton Evanoff, MIN, 75; 13. Logan Rush, CEN, 77; 4. Tyce Halter, CEN, 77; 4. Hunter Myran, DCK, 76; 15. Alex Flam, CEN, 76; 15. Tyce Halter, BHS, 76	1. Kessler Heilman, MIN, 76; 12. Jackson Ward, CEN, 77; 12. Easton Evanoff, MIN, 77; 4. Tyce Halter, CEN, 77; 4. Hunter Myran, DCK, 76; 15. Alex Flam, CEN, 76; 15. Tyce Halter, BHS, 76	1. Kessler Heilman, MIN, 69; 2. Kessler Heilman, MIN, 70; 3. Jackson Ward, CEN, 73; 14. Tyce Halter, BHS, 75; 14. Logan Barrett, Leg., 75	1. Easton Evanoff, Min., 69; 2. Kessler Heilman, MIN, 70; 3. Spencer Ross, MIN, 76-64-150; 112. Easton Evanoff, MIN, 75-75-150; 121. Zach Johnson, CEN, 80-74-154; 121. Trey Hohbein, MAN, 75-79-154; 121. Gavin Argent, MIN, 80-74-154	T9. Kessler Heilman, MIN, 75-73-148; 112. Spencer Ross, MIN, 76-64-150; 112. Easton Evanoff, MIN, 75-75-150; 121. Zach Johnson, CEN, 80-74-154; 121. Trey Hohbein, MAN, 75-79-154; 121. Gavin Argent, MIN, 80-74-154

## SEASON NOTES

\*This was the 47th season of WDA/West Region play.

\*Century won its 12th WDA title, which is based on scoring average.

\*Minot won the West Region Tournament and was the top WDA finisher at the Class A Tournament, finishing fifth.

\*Minot, Century, Bismarck High, Mandan, Dickinson and St. Mary's qualified for the state tournament.

\*Century's Jackson Ward was region senior athlete of the year. He had the top regular season scoring average among conference golfers at 74.43.

\*Minot's Easton Evanoff was West Region Medalist with a 69.

\*Minot's Kessler Heilman was the only WDA golfer to earn all-state honors, placing ninth at the state tournament.

\*TMCHS' home meet was cancelled due to weather.

\*Century's Preston Brown was named region coach of the year.

\*Dickinson's Heart River Golf Course was the host of the West Region and Class A Tournaments.

\*Minot's E. Evanoff recorded an ace at the Dickinson Invite on May 10.

\*The annual East-West Classic was hosted by Fargo's Edgewood G.C.

\*All-WDA selections (Based on season scoring averages): 1. Jackson Ward, Century, 74.43; 2. Kessler Heilman, Minot, 75.57; 3. Logan Rush, Century, 77.00; 4. Tyce Halter, BHS, 77.86; 5. Easton Evanoff, Minot, 78.14; 6. Zach Johnson, Century, 78.29; 7. Trey Hohbein, Mandan, 78.43; 8. Tyce Halter, BHS, 78.43; 9. Alex Flam, Century, 79.29; 10. Hunter Myran, Dickinson, 80.71; 11.0 Gavin Argent, Minot, 80.71

## CENTURY PATRIOTS

WDA Finish: 1st  
West Region Finish: 2nd  
Class A Finish: 7th  
A27-28 @East-West Classic 5th  
Jackson Ward 76-75 - 151, Logan Rush 76-90 - 166 Zach Johnson 84-84 - 168, Alex Flam 86-89 - 107-101-111  
M4 @Century-Legacy Invite 1st  
\*Carson Wahl 70, Z. Johnson 74, J. Ward 75, A. Flam 78  
MS @BHS-St. Mary's Invite 1st  
Z. Johnson, 76; J. Ward, 76; A. Flam, 77; C. Wahl, 79  
M8 @Mandan Invite 1st  
J. Barrett 87, A. Messmer 91, K. Paulsen 101, I. Ohlhauser 104  
M10 @Dickinson Invite 2nd  
J. Ward 79, L. Rush 79, A. Flam 80, Evan Erickson 81  
M12 @Jamestown Invite 1st  
L. Rush 75, Z. Johnson 76, J. Ward 76, A. Flam 79  
M14 @Minot Invite 1st  
\*J. Ward 72, L. Rush 75, A. Flam 76, Z. Johnson 86  
M18 @Williston Invite 1st  
J. Ward 77, L. Rush 77, Z. Johnson 78, A. Flam 84  
M29 @West Region 2nd  
J. Ward 73, A. Flam 77, L. Rush 80, Z. Johnson 80

A. Messmer 94, L. Barrett 98, I. Ohlhauser 92, K. Hoffman, 116  
M29 @West Region 9th  
L. Barrett 75, A. Messmer 89, I. Ohlhauser 99, K. Hoffman 110  
J5-6 @Class A Meet Inc.  
L. Barrett 84-84-168

## DICKINSON MIDGETS

WDA Finish: 5th  
West Region Finish: 5th  
Class A Finish: 12th  
A27-28 @East-West Classic 17th  
Hunter Myran 85-x - 85, Dylan Pokorny 87-x - 87, Aidan Levorsen 94-x - 94, Brayden Urlacher 101-100-201  
M4 @Century-Legacy Invite 6th  
A. Levorsen 80, D. Pokorny 80, H. Myran 83, Robert Currie 89  
MS @BHS-St. Mary's Invite 6th  
H. Myran, 83; A. Levorsen, 84; D. Pokorny, 85; Logan Greef, 93  
M8 @Mandan Invite 5th  
D. Pokorny 76, H. Myran 81, A. Levorsen 84, Evan Lawhead 93, B. Urlacher 93  
M10 @Dickinson Invite 9th  
H. Myran, 81, D. Pokorny, 86, E. Lawhead, 99, R. Currie, 100  
M12 @Jamestown Invite 4th  
H. Myran, 77, D. Pokorny, 83, A. Levorsen, 88, E. Lawhead, 90  
M14 @Minot Invite 4th  
H. Myran 76, A. Levorsen 83, D. Pokorny 90, R. Currie 93  
M18 @Williston Invite 7th  
H. Myran 84, A. Levorsen 84, D. Pokorny 95, E. Lawhead 97  
M29 @West Region 5th  
H. Myran 79, D. Pokorny 82, A. Levorsen 86, L. Greff 90  
J5-6 @Class A Meet 12th  
H. Myran 84-84-168, D. Pokorny 88-89-177, A. Levorsen 90-87-177, L. Greef 91-87-178

## JAMESTOWN BLUE JAYS

WDA Finish: 7th  
West Region Finish: 8th  
A27-28 @East-West Classic 16th  
Cole. Bennion 89-x - 89, Connor. Mulloway 91-x - 91, Jeremy Williams 95-91 - 186, Jared Kallenbach 101-x - 101  
M4 @Century-Legacy Invite 3rd  
C. Bennion 76, J. Williams 77, J. Kallenbach 82, Mason Walters 82  
M5 @BHS-St. Mary's Invite 8th  
\*H. Walters, 85; Jed Truax, 87; C. Bennion, 91; J. Kallenbach, 99  
M8 @Mandan Invite 6th  
J. Williams 84, J. Kallenbach 86, C. Mulloway 86, L. Truax 89, M. Walters 89  
M10 @Dickinson Invite 7th  
C. Mulloway 85, J. Williams 87, C. Bennion 92, J. Truax 93  
M12 @Jamestown Invite 6th  
C. Mulloway 86, C. Bennion 87, Bryan Mitchell 90, J. Williams 91  
M14 @Minot Invite 6th  
C. Mulloway 84, J. Williams 85, C. Bennion 87, J. Truax 89  
M18 @Williston Invite 6th  
C. Mulloway 86, C. Bennion 86, J. Williams 91, J. Truax 96  
M29 @West Region 8th  
C. Mulloway 80, J. Truax 86, J. Kallenbach 89, M. Walters 91

## LEGACY SABERS

WDA Finish: 10th  
West Region Finish: 10th  
Class A Finish: 10th  
A27-28 @East-West Classic 19th  
Logan Barrett x-86-86, Andrew Messmer 93-86-179, Kit Paulsen 117-103-220, Isaac Ohlhauser 107-101-111  
M4 @Century-Legacy Invite 9th  
A. Messmer 74, L. Barrett 85, K. Paulsen 95, I. Ohlhauser 98  
MS @BHS-St. Mary's Invite 9th  
A. Messmer 89, L. Barrett 89, K. Paulsen 104, Kaden Hoffman 115  
M8 @Mandan Invite 10th  
L. Barrett 87, A. Messmer 91, K. Paulsen 101, I. Ohlhauser 104  
M10 @Dickinson Invite 10th  
A. Messmer 88, L. Barrett 96, K. Paulsen 124, K. Hoffman 129  
M12 @Jamestown Invite 10th  
L. Barrett 87, A. Messmer 94, K. Hoffman 104, K. Paulsen 107  
M14 @Minot Invite 10th  
A. Messmer 85, L. Barrett 92, K. Paulsen 117, K. Hoffman 129  
M18 @Williston Invite 9th  
A. Messmer 94, L. Barrett 98, I. Ohlhauser 112, K. Hoffman, 116  
M29 @West Region 9th  
L. Barrett 75, A. Messmer 89, I. Ohlhauser 99, K. Hoffman 110  
J5-6 @Class A Meet Inc.  
L. Barrett 84-84-168

## MANDAN BRAVES

WDA Finish: 4th  
West Region Finish: 4th  
Class A Finish: 11th  
A27-28 @East-West Classic 14th  
Trey Hohbein 80-79 - 159, Josh Clark 99-92 - 191, Sam Peterson 98-x - 98, Andrew Moch 99-98 - 197  
M4 @Century-Legacy Invite 5th  
A. Moch 78, T. Hohbein 82, Devin Liscomb 83, S. Peterson 83  
M5 @BHS-St. Mary's Invite 6th  
T. Hohbein, 81; A. Moch, 94; D. Liscomb, 90; S. Peterson, 93  
M8 @Mandan Invite 4th  
T. Hohbein 78, J. Clark 79, S. Peterson 81, D. Liscomb 91  
M10 @Dickinson Invite 5th  
T. Hohbein 78, D. Liscomb 88, S. Peterson 89, A. Moch 94  
M12 @Jamestown Invite 7th  
T. Hohbein 81, A. Moch 84, D. Liscomb 94, J. Clark 95, Sean Seefeld 93  
M14 @Minot Invite 7th  
T. Hohbein 74, D. Liscomb 87, S. Seefeld 93  
M18 @Williston Invite 5th  
T. Hohbein 79, J. Clark 89, A. Moch 89, S. Peterson 94  
M29 @West Region 4th  
T. Hohbein 79, J. Clark 83, S. Peterson 84, D. Liscomb 86  
J5-6 @Class A Meet 11th  
T. Hohbein 75-79-154, S. Peterson 85-85-170, J. Clark 87-88-175, A. Moch 89-92-181

## MINOT MAGICIANS

WDA Finish: 2nd  
West Region Finish: 1st  
Class A Finish: 5th  
A27-28 @East-West Classic 6th  
Easton Evanoff 79-81 - 160, Kessler Heilman 79-84 - 163, Gavin Argent 86-82 - 168, Spencer Ross 86-86 - 172  
M4 @Century-Legacy Invite 2nd  
E. Evanoff 72, K. Heilman 73, G. Argent 75, S. Ross 77  
M5 @BHS-St. Mary's Invite 2nd  
K. Heilman, 76; E. Evanoff, 79; S. Ross, 79; Damyn Boyce, 81  
M8 @Mandan Invite 2nd  
K. Heilman 76, S. Ross 76, G. Argent 80, D. Boyce 83, Jack Demke 83  
M10 @Dickinson Invite 1st  
\*S. Ross 74, J. Demke 78, K. Heilman 80, E. Evanoff 82  
M12 @Jamestown Invite 2nd  
\*K. Heilman, 72; S. Ross, 79; E. Evanoff, 80; D. Boyce, 85  
M18 @Williston Invite 2nd  
\*K. Heilman 76, G. Argent 80, E. Evanoff 81, S. Ross 82, J. Demke 82, D. Boyce 82  
M29 @West Region 1st  
\*E. Evanoff 69, K. Heilman 70, D. Boyce 76, S. Ross, 76  
J5-6 @Class A Meet 5th  
K. Heilman 75-73-148, S. Ross 76-74-150, E. Evanoff 75-75-150, G. Argent 80-74-154  
\*Medalist

## ST. MARY'S SAINTS

WDA Finish: 8th  
West Region Finish: 6th  
Class A Finish: 10th  
A27-28 @East-West Classic 11th  
Jaden Gilchrist 95-81 - 176, Alex Wilson 89-88 - 177 Ben Wilson 89-89 - 178, Cole Gendreau 105-99 - 105  
M4 @Century-Legacy Invite 7th  
A. Wilson 81, Joel Bry 84, J. Gilchrist 88, Dylan Gross 89  
MS @BHS-St. Mary's Invite 7th  
A. Wilson, 87; J. Gilchrist, 87; C. Fix, 91; Dylan Bader, 95  
M8 @Mandan Invite 7th  
A. Wilson 82, C. Gendreau 87, B. Wilson 88, J. Gilchrist 89  
M10 @Dickinson Invite 6th  
A. Wilson 82, B. Wilson 88, J. Gilchrist 88, D. Bader 95  
M12 @Jamestown Invite 8th  
A. Wilson 81, B. Wilson 85, C. Gendreau 93, J. Gilchrist 95  
M14 @Minot Invite 8th  
A. Wilson 85, C. Gendreau 88, J. Gilchrist 89, J. Bry 94  
M18 @Williston Invite 9th  
A. Wilson 86, B. Wilson 90, J. Gilchrist 92, Caleb Fix, 99  
M29 @West Region 6th  
B. Wilson 77, A. Wilson 78, J. Bry 90, J. Gilchrist 93  
J5-6 @Class A Meet 10th  
B. Wilson 76-85-161, J. Gilchrist 82-86-168, A. Wilson 85-85-170, C. Gendreau 95-82-177

## TMCHS (Belcourt) BRAVES

WDA Finish: 9th  
West Region Finish: 7th  
A27-28 @East-West Classic 15th  
Russ Parisien 90-92 - 182, Seth Desjarlais 93-94 - 187, Taven Azure 98-86 - 184, Easton Crisler 116-98 - 214  
M4 @Century-Legacy Invite 10th  
S. Desjarlais 81, R. Parisien 81, T. Azure 85, Seth Laducer 136  
M5 @BHS-St. Mary's Invite 10th  
S. Desjarlais, 95; T. Azure, 87; R. Parisien, 89; S. Laducer, 164  
M8 @Mandan Invite 9th  
S. Desjarlais 85, R. Parisien 86, T. Azure 92, E. Crisler 104  
M10 @Dickinson Invite 8th  
S. Desjarlais 83, R. Parisien 86, T. Azure 96, E. Crisler 98  
M12 @Jamestown Invite 9th  
S. Desjarlais 85, R. Parisien 90, T. Azure 102, E. Crisler 114  
M14 @Minot Invite 9th  
T. Azure 81, S. Desjarlais 83, E. Crisler 93, Rylee McClood 118  
M18 @Williston Invite Inc.  
R. Parisien 82, T. Azure 98, E. Crisler 99, S. Desjarlais 94  
M29 @West Region 7th  
R. Parisien 83, S. Desjarlais 87, E. Crisler 87, T. Azure 89

## WILLISTON COYOTES

WDA Finish: 6th  
West Region Finish: 9th  
A27-28 @East-West Classic 8th  
Cole Heller 93-93 - 186, Isaac Arnsen 97-91 - 188, Easton Clark 98-93 - 191, Jay Lambert 104-102 - 206  
M4 @Century-Legacy Invite 8th  
E. Clark 79, J. Arnsen 85, J. Lambert 89, Peyton Slater 89  
M5 @BHS-St. Mary's Invite 4th  
I. Arnsen, 85; P. Slater, 85; E. Clark, 86; C. Heller, 88  
M8 @Mandan Invite 8th  
I. Arnsen 86, C. Heller 87, E. Clark 88, James Powers 91, P. Slater 91  
M10 @Dickinson Invite 4th  
I. Arnsen, 84, E. Clark, 85, P. Slater, 90, C. Heller, 90  
M12 @Jamestown Invite 5th  
C. Heller, 83, I. Arnsen, 88, J. Powers, 89, J. Lambert, 89  
M14 @Minot Invite 5th  
I. Arnsen 82, C. Heller 82, J. Powers, 89, E. Clark 91  
M18 @Williston Invite 3rd  
P. Slater 85, J. Powers 87, I. Arnsen 88, E. Clark 88  
M29 @West Region 9th  
J. Powers 86, P. Slater 87, I. Arnsen 88, E. Clark 90  
M18 @Williston Invite 2nd  
\*K. Heilman 76, G. Argent 80, E. Evanoff 81, S. Ross 82, J. Demke 82, D. Boyce 82  
M29 @West Region 1st  
\*E. Evanoff 69, K. Heilman 70, D. Boyce 76, S. Ross, 76  
J5-6 @Class A Meet 5th  
K. Heilman 75-73-148, S. Ross 76-74-150, E. Evanoff 75-75-150, G. Argent 80-74-154  
\*Medalist



2018 SPEECH POSTSEASON

**April 7**  
**WDA Speech Meet, Bismarck Team totals**  
 1. St. Mary's, 215 points; 2. Dickinson, 165; 3. Jamestown, 73; 4. Bismarck High, 31; 5. Williston, 26; 6. Century, 19; 7. Legacy, 13; 8. Minot, 4; 9. Mandan, 0

**Individual Category (Top 5)**  
**Speech to Inform:** 1. Anthony Vecchia, St. Mary's; 2. Mara Ballard, Dickinson; 3. Aubrey Roemmich, St. Mary's; 4. Solveigh Barney, St. Mary's; 5. Dawson Dutchak, Dickinson

**Humorous Dramatic Duo:** T1. Christian Walth-Faith Walth, Bismarck High; T1. Rasia Mackey-Kyler Smith, Dickinson; 3. Andrew Tong-Torgun Knudsen, Williston; 4. Rachel Rusch-Caralie Letteer, St. Mary's; 5. Cassidy Hughes-Halley Graves, Dickinson

**Poetry Interpretation:** 1. Christian Walth, Bismarck High; T2. Paige Thorgerson, Dickinson T2. Jade Nice, Williston; 4. Trey Zentz, St. Mary's; 5. Ashlyn Weis, Jamestown

**Dramatic Interpretation:** 1. Natalie Lopez, Dickinson; 2. Haiden Peterson, Legacy 3. Taylor Garrison, Williston; 4. Jeremy Parker, Dickinson; 5. Trey Zent, St. Mary's

**Storytelling:** 1. Alivia Hoke, Jamestown; 2. Thomas Fleischacker, St. Mary's; 3. Jacob Nistler, Century; 4. Ella Konieczka, St. Mary's; 5. Jordan Montgomery, Jamestown

**Impromptu Speaking:** 1. Meghan Bharadwaj, St. Mary's; 2. Brandon Prichard, St. Mary's; 3. Ryan Barndt, Dickinson; 4. Mara Ballard, Dickinson; 5. Ashley Schauer, Jamestown

**Serious Dramatic Duo:** 1. Rebecca Burckhard-

Kendall Tibor, St. Mary's; 2. Joseph Lauinger-Samara McDermid, Jamestown; 3. Jeremy Parker-Mackenzie Theurer, Dickinson; 4. Kelly Vetter-Maria Fleck, St. Mary's; 5. Alexa Coferson-Bonnie Thompson, Dickinson

**Speech to Entertain:** 1. Alivia Hoke, Jamestown; 2. Rebecca Burckhard, St. Mary's; 3. Madison Barndt, Dickinson; 4. Jordan Aberle, St. Mary's; 5. Caden Eslick, Jamestown

**Humorous Interpretation:** 1. Thomas Fleischer, St. Mary's; 2. Rachel Rusch, St. Mary's; 3. Jade Martell, Dickinson; 4. Logan Marsh, Dickinson; 5. Cassidy Hughes, Dickinson

**Extemporaneous Program Reading:** 1. Amalia Thomas, St. Mary's; 2. Hillary Moberg, Dickinson; 3. Madison Barndt, Dickinson; 4. Maria Fleck, St. Mary's; 5. Ashley Weis, Jamestown

**Serious Prose:** 1. Rylie Fode, Century; 2. Chase Angermeier, St. Mary's; 3. Robert Bender, Bismarck High; 4. Rachel Matthews, Williston; 5. Chase Scherr, Bismarck High

**Extemporaneous Speech:** 1. Brandon Prichard, St. Mary's; 2. Meghan Bharadwaj, St. Mary's; 3. Ryan Barndt, Dickinson; 4. Whitney Tieg, Dickinson; 5. Micah Winburn, Minot

**Speech to Persuade:** 1. Aubrey Roemmich, St. Mary's; 2. Kamryn Hellman, St. Mary's; 3. Isabel Lopez, Dickinson; 4. Samantha Schostek, Dickinson; 5. Richard Maize, Dickinson

**Radio Broadcasting:** 1. Anthony Vecchia, St. Mary's; 2. Madelyn Dempsey-Reinarts, Jamestown; 3. Ty Sturm, St. Mary's; 4. Daw-

son Dutschak, Dickinson; 5. Audrey Wentz, St. Mary's

**April 21**  
**Class A Speech Meet, Jamestown Team results (Top 4)**  
 1. Valley City, 129; 2. St. Mary's, 76; 3. Dickinson, 73; 4. West Fargo Sheyenne, 50

**Individual Category Winners**  
**Radio Broadcasting:** Preeti Chemiti, West Fargo Sheyenne

**Extemporaneous Programmed Reading:** Madison Barndt, Dickinson

**Dramatic Interpretation:** Rose Marcellus, Valley City

**Extemporaneous Speaking:** Shiori Kudo, Fargo Sout

**Poetry:** Rebecca Duncan, West Fargo

**Humorous Interpretation:** Anna Joyce, West Fargo

**Serious Duo:** David Opdahl/Morgan Jenner, Valley City

**Speech to Inform:** Anthony Vecchia, St. Mary's

**Serious Prose:** Maggie Oberlander, Valley City

**Speech to Persuade:** Abby Slyter, Valley City

**Impromptu:** Isaac Spanjer, Fargo North

**Speech to Entertain:** Alice Benedetti, Devils Lake



St. Mary's Saints  
 2018 WDA Speech Champions

2018 WDA AII-STATE MUSIC SELECTIONS

2018 WDA All-State Music Selections and Alternates

All-State Band

**Flute 1**  
 Sophia Rose, Williston  
 Emma Fricke, Legacy  
 Kaya Gayette, Mandan  
 Julia Anderson, Dickinson

**Flute 2**  
 Maren Schettler, Century

**Oboe 1**  
 Emily Bender, Minot

**Oboe 2**  
 Xi Lin, Century  
 Noah Kirk, Minot

**Bassoon 1**  
 Kayla Goetz-Padilla, Legacy

**Bassoon 2**  
 Zachary Strombeck, Bismarck

**Euphonium**  
 Josephy Lauinger, Jamestown

**Tuba**  
 DeAnte' Kehr, Legacy

**Percussion**  
 Alexandra Catalano, Mandan

**Jazz Alto Sax**  
 Seth Ricks, Minot

**Jazz Trumpet**  
 Jaden Rohrich, Mandan

**Jazz Vibes**  
 Maggie Beach, Mandan

Mixed Chorus

**Soprano 1**  
 Hillary Moberg, Dickinson  
 Meghan Ray, Jamestown  
 Erynn Dunnigan, St. Mary's  
 Samara McDermid, Jamestown

**Soprano 2**  
 Sophie Lind, Mandan  
 Katie Pitcher, Century  
 Victoria Schweitzer, Legacy  
 Jady Bay, Minot

**Alto 1**  
 Jane Gowen, Century  
 Katie Sunbakken, Minot  
 Callie Stonecipher, Bismarck High  
 Olivia Kost, Century  
 Katin Vetter, Legacy  
 Izzy Andrews, Minot  
 Rachel Schall, Century  
 Ellie Fogarty, Bismarck High

**Alto 2**  
 Naomi Chaffee, Legacy  
 Aydreyl Schuh, Legacy  
 Taylor Ekart, Legacy  
 Alleisha Schock, Legacy  
 Alivia Hoke, Jamestown  
 Laura Degraw, Century  
 Ketina Francois, Legacy

**Tenor**  
 Cullen Mitzel, Century  
 Patrick Malnaa Minot  
 Patrick Watson, Century  
 Chase Angermeier, St. Mary's  
 Tryton Landsiedel, Bismarck High  
 Andrew Tong, Williston  
 Hunter Wilmes, Century  
 John Goettle, St. Mary's  
 Pierce Schmiechel, Legacy  
 Justin Learn, Legacy  
 Chase Cook, Williston

**Bass**  
 Konnor Storhalen, Century  
 Garret Fetting, Legacy

**Alternates**  
**Oboe**  
 Hana Frank, Mandan

**Bb Sop Clarinet**  
 Ava Pfeifer, Century  
 Rebecca Burckhard, St. Mary's

**Alto Sax**  
 Gabe Hagerott, Century  
 Eric Klein, Century

**Bari Sax**  
 Josh Griffin, Century  
 Trumpet  
 Elise Smokey, Century  
 Tristan LaPlante, Century

**Horn**  
 Savana Schauer, Mandan  
 Jayden Vollmuth, Bismarck High

**Trombone**  
 Shayla Newgard, Mandan

**Soprano 2**  
 Shaylin Messmer, Century  
 Abby Hopkins, Century  
 Karley Cermak, Mandan  
 Sydney Sundsbak, Century  
 Micah Schiltnerhardt, Legacy  
 Autumn Dodd, Century  
 Jewliya Chum, Minot  
 Hannah Schumacher, Legacy  
 Olivia Murdoff, Century

**Alto 1**  
 Lauren Strinden, Bismarck High  
 Brenna Olsen, Century  
 Brynn Shirley, Century  
 Cheyenne Harrison, Williston  
 Bailee Otterness, Century  
 Sydney Wite, Legacy  
 Alli Williams, Legacy  
 Avery Meyhoff, Century

**Alto 2**  
 Alayzia McLeod, Minot  
 Catherine Suckow, Jamestown  
 Alexis Maher, St. Mary's  
 Kali Askvig, Minot  
 Blythe Ehrmantraut, Bismarck High  
 Gabrielle Langer, Legacy  
 Ellie Eggl, Bismarck High  
 Thekla Eichmann, Williston  
 Maddie Hurt, Legacy  
 Sydney DeWall, Legacy  
 Alyssa Rud, St. Mary's  
 Jackie Bitz, Bismarck High

Jazz Band

**Alto Sax 2**  
 Isaiah Germolus, Legacy

**Bari Sax**  
 Beau Hickman, Mandan

**Trumpet**  
 Gavin Miller, Mandan  
 Jaden Yeager, Mandan  
 Tyrell Flowers, Minot  
 Isaiah Leingang, Mandan

**Trombone**  
 Jacob Castillo, Mandan  
 Clayton Fried, Mandan  
 Kate Hicks, Minot  
 Wesley Nygard, Williston

**Bass Trombone**  
 Nathan Schwindt, Mandan

**Piano**  
 Conner Martin, Williston

**Drums**  
 North Skager, Mandan

**Aux. Percussion**  
 Parker Minh, Mandan

**Vibes**  
 Braden Benz, St. Mary's

Jazz Choir

**Soprano 1**  
 Hope Burdoski, Bismarck High

**Soprano 2**  
 Ashley Stephanson, Century  
 Harmony Jobe, Legacy

**Alto 1**  
 Madelyn Schweitzer, Legacy  
 Allison Bard, Legacy

**Alto 2**  
 Sydney Helgeson, Bismarck High

**Bass Guitar**  
 Anthony Vecchia, St. Mary's

**Tenor**  
 Bryce Gartner, Legacy  
 Logan Kjos, Legacy

**Bass**  
 Curtis Anderson, Minot  
 Charles Reichert, St. Mary's  
 Julian Schock, Legacy  
 Dylan Beck, Legacy

All-State Orchestra

**Violin**  
 Isabel Parton, Minot

**Violin 2**  
 Alexie Kindy, Minot  
 Rachel Dockter, Minot  
 Mackenzie Johnson, Century

**Viola**  
 Jonathan Mathistad, Minot  
 Elyssa Benton, Minot  
 Ben Cleary, Century  
 Ali Keiser, Minot  
 Bryc Lang, Legacy

**Cello**  
 Tiffany Peterson, Century  
 Mara Keiser, Minot  
 Alea Schiessel, Minot  
 Bella Dobrinski, Minot  
 Gage Krueger, Minot

**String Bass**  
 Treyton Zeltinger, Century

**Piccolo**  
 Gina Tietz, Bismarck High

**Flute 1**  
 Katelyn Cermak, Mandan

**Oboe 1**  
 Emily Cicha, Mandan

**Oboe 2**  
 Kylie Wieland, Mandan

**Bassoon 1**  
 Sara Jones, Mandan

**Clarinet 1**  
 Danica Rumney, Minot

**Clarinet 2**  
 Lyndsey Spelhaug, Minot

**Trumpet 1**  
 Jayden Frantsvog, Minot

**Trumpet 2**  
 Mia Nordstrom, Jamestown

**Horn 1**  
 Caleb Zimmer, Jamestown

**Horn 2**  
 Ashlin Schaeffbauer, Mandan

**Trombone 2**  
 Nora Fritz, St. Mary's

**Percussion**  
 Christopher Ringrose, Minot

**Alternates**  
**Cello:** Mackenzie Swenson, Bismarck High  
**String Bass:** Abigail Fagerland, Williston

2018 STATE DEBATE COMPETITION

**Team totals (Top 2)**  
 1. Fargo Davies; 2. Fargo Shanley-Oak Grove

**Individual Category winners**  
**Division I Lincoln-Douglas Debate**  
 Isaac Spanjer, Fargo North

**Division II Lincoln-Douglas Debate**  
 Oliver Dalmi, Grand Forks Central

**Division III Lincoln-Douglas Debate**

Claire Bailly, Shanley/OakGrove

**Division I Public Forum Debate**  
 Connor Dahlvang/Astrid Axtman, Fargo Davies

**Division II Public Forum Debate**  
 Brandon Prichard/Luke Miller, Bismarck Public Schools

**Division III Public Forum Debate**

Erika Spanjer/Aarya Panwalker, Fargo North

**Trumpet 1**  
 Megan Klebe, Minot  
 Nathan Mattoon, Mandan

**Trumpet 2**  
 Gabe Schettler, Century  
 Saffron Kulackoski, Bismarck High

**Trumpet 3**  
 Justice DeCoteau, Bismarck High

**Horn 1**  
 Ellie Zentner, Century

**Horn 3**  
 Kathryn Dixon, Century

**Horn 4**  
 Gina Nelson, St. Mary's

**Trombone 1**  
 Benjamin Pfeiffer, Jamestown  
 Amanda Edwards, Century

**Trombone 3**  
 Vanessa Herrmann, Century

**Euphonium**  
 Chancellor Quitigua, Minot  
 Grace Klee, St. Mary's  
 Marin Ehrmantraut, Legacy  
 Jacob Bendish, Mandan

**Tuba**  
 Giles Askim, Williston  
 Jake Pfleger, St. Mary's  
 Morgan Kraft, Mandan

**Percussion**  
 Jacob Curtis, Legacy  
 Leah Bandy, Century  
 Tom Vadnais, Century

2018 CLASS A ONE-ACT PLAY

**April 9-10**  
**Class A One-Act, Devils Lake Team Totals (Top 4)**  
 1. West Fargo  
 2. West Fargo Sheyenne  
 3. St. Mary's  
 4. Century

**Outstanding Actors**  
 Philip Maritato-Devils Lake  
 Rachel Schindele-Devils Lake  
 Isabella Andrews-Minot  
 Christian Gifford-Minot  
 Alivia Hoke-Jamestown  
 Samara McDermid-Jamestown  
 Sonora Mallum-Mandan  
 Albert Martinson-Mandan  
 Haiden Pederson-Bismarck Legacy  
 Drew Pengilly-Bismarck Legacy

Allison Pieper-West Fargo Sheyenne  
 Benjamin Salazar-West Fargo Sheyenne  
 Aydan Rome-Dickinson  
 Makenzie Theurer-Dickinson  
 Jacob Maxon-Bismarck  
 Nicholas Porsborg-Bismarck  
 Erin Chase-Bismarck Century  
 Matthew Masse-Bismarck Century  
 Madison Johnson-West Fargo  
 MaTia Martin-West Fargo  
 Madison Kjar-Wahpeton  
 Jency Mastel-Wahpeton  
 Kylie Ward-Bismarck St. Mary's  
 Trey Zent-Bismarck St. Mary's

**Solo Musical**  
 1. Andrea Peterson-West Fargo

**Duet Musical**  
 1. Emma Bennett & Samara McDermid-Jamestown

**Solo Monologue**  
 1. Jonelle Solemsaas-Bismarck Legacy

**Duet Acting**  
 1. Benjamin Salazar & Allison PieperWest Fargo Sheyenne

**Group Musical Theater**  
 1. West Fargo

**Costume Design**  
 1. Rachel Maxon-Bismarck

**WDA SENIOR SCHOLAR AWARD PROGRAM**

Since 2009, the Western Dakota Association has recognized one boy and girl student-athlete annually through its WDA Senior Scholar Award.

The award, which is linked to the North Dakota Interscholastic Athletic Administrators Association (NDIAAA) scholarship program, is open to all conference members.

Each member school can submit a completed application for one boy and one girl student-athlete to be considered for the WDA's \$500 scholarship award. The WDA is proud to have its, premiere partner, Farmers Union Insurance, a contributor to this project.

The conference activities directors review the applications and select the recipients which are announced in March. The winners join the other region scholarship recipients from the state who are then eligible for the state NDIAAA scholarship. The applications for the state winners are forwarded to a review panel at the sectional level. Sectional winners then qualify for the national award. The scholarships are paid directly to the higher education institution in which the recipient will attend.

**WDA Senior Scholar Recipients**

- 2009:** Sam Arneson, Mandan – Mollie Fearing, Williston
- 2010:** Tyler Eiken, Williston – Ashley Jahner, Dickinson
- 2011:** Kasey Gengler, Jamestown – Anna Hruby, Bismarck High
- 2012:** Devin Coyle, Mandan –Tessa Haussler, Bismarck High
- 2013:** Austin Mack, Dickinson – Rachel Power, Bismarck St. Mary's
- 2014:** Ben Wanner, Mandan – Emily Lysne, Williston
- 2015:** Waylon DeCoteau, TMCHS (Belcourt) – Rachel Lantz, Dickinson
- 2016:** Ben Hanson, Jamestown – Allison Froelich, Mandan
- 2017:** Brian Swanberg, Bismarck Legacy – Emily Bichler, Bismarck St. Mary's
- 2018:** Brody Armstrong, Minot – Elizabeth Leingang, Mandan

**NDHSAA TEAM SCHOLAR AWARD**

The North Dakota High School Activities Association (NDHSAA) recognize teams that have met a cumulative 3.20 Grade Point Average as Team Scholars.

**Note:** Not all 2018 spring sports teams that earned NDHSAA Team Scholar Awards are announced. Some will be announced next fall.

**Football**

Bismarck St. Mary's, 3.69; Mandan, 3.40

**Boys' Soccer**

Bismarck St. Mary's, 3.70; Jamestown, 3.49; Mandan, 3.45; Minot, 3.42

**Girls' Golf**

Mandan, 3.73; Jamestown, 3.61; Minot, 3.60; Bismarck St. Mary's, 3.56;

**Boys' Cross Country**

Dickinson, 3.50; Bismarck Century, 3.42; Minot, 3.40; Jamestown, 3.26

**Girls' Cross Country**

Minot, 3.66; Dickinson, 3.45; Mandan, 3.34

**Volleyball**

Dickinson, 3.98; Bismarck St. Mary's, 3.92; Jamestown, 3.81; Bismarck Century, 3.77; Minot, 3.62; Mandan, 3.61

**Girls' Swim-Diving**

Dickinson, 3.83; Minot, 3.70; Mandan, 3.54; Jamestown, 3.41

**Boys' Tennis**

Jamestown, 3.58; Bismarck Century, 3.53; Minot, 3.40; Mandan, 3.30

**Boys' Basketball**

Bismarck St. Mary's, 3.64; Dickinson, 3.55; Bismarck Legacy, 3.51; Bismarck Century, 3.47; Mandan, 3.42; Jamestown, 3.25

**Girls' Basketball**

Bismarck St. Mary's, 3.90; Dickinson, 3.86; Jamestown, 3.77; Minot, 3.67; Bismarck Century, 3.66; Mandan, 3.58;

**Boys' Hockey**

Bismarck Century, 3.24; Minot, 3.21

**Girls' Hockey**

Bismarck, 3.63; Minot, 3.39; Jamestown, 3.34; Mandan, 3.30

**Gymnastics**

Jamestown, 3.67; Bismarck Century, 3.50; Minot, 3.51; Mandan, 3.47

**Boys' Swim-Diving**

Bismarck Century, 3.57; Jamestown, 3.49; Minot, 3.25

**Wrestling**

Bismarck St. Mary's, 3.50; Mandan, 3.35

**Boys' Track-Field**

Bismarck St. Mary's, 3.73; Jamestown, 3.42; Mandan, 3.36; Bismarck Legacy, 3.35

**Girls' Track-Field**

Bismarck St. Mary's, 3.97; Bismarck Century, 3.85; Jamestown, 3.64; Bismarck Legacy 3.53; Mandan, 3.53; Minot, 3.50

**Baseball**

Bismarck St. Mary's, 3.69; Jamestown, 3.50; Mandan, 3.47; Minot, 3.34; Bismarck Legacy, 3.33; Bismarck Century, 3.32

**Softball**

Bismarck Legacy 3.79; Jamestown, 3.74; Minot, 3.66; Mandan, 3.50

**Girls' Tennis**

Bismarck St. Mary's, 3.98; Bismarck Century, 3.85; Minot, 3.70; Mandan, 3.52; Jamestown, 3.50

**Girls' Soccer**

Bismarck St. Mary's, 3.89; Bismarck Legacy, 3.84; Jamestown, 3.71; Bismarck Century, 3.63; Mandan, 3.55; Minot, 3.32

**Boys' Golf**

Bismarck St. Mary's, 3.64; Jamestown, 3.64; Bismarck Legacy, 3.62; Minot, 3.32

**Speech**

Bismarck St. Mary's, 3.86

**One-Act Play**

Bismarck Century, 3.54

**Choir**

Minot, 3.30

**Band/Orchestra**

Bismarck Century, 3.63; Minot, 3.46

NA: Not Available

**Football**

- 1938: Dickinson
- 1939: Mandan
- 1940: Bismarck
- 1941: Minot
- 1942: Mandan
- 1943: Bismarck
- 1944: Bismarck
- 1945: Williston/Jamestown
- 1946: Mandan
- 1947: Mandan
- 1948: Mandan
- 1949: Bismarck
- 1950: Minot
- 1951: St. Mary's
- 1952: Williston
- 1953: St. Mary's
- 1954: Jamestown
- 1955: St. Mary's
- 1956: Jamestown
- 1957: Bismarck
- 1958: Bismarck
- 1959: St. Mary's
- 1960: St. Mary's
- 1961: Williston
- 1962: Bismarck
- 1963: Minot
- 1964: Bismarck
- 1965: Williston
- 1966: Bismarck/Williston/Mandan/Minot
- 1967: Bismarck
- 1968: Minot
- 1969: Dickinson Trinity
- 1970: Bismarck
- 1971: Bismarck/St. Mary's
- 1972: Dickinson Trinity
- 1973: Minot
- 1974: Bismarck
- 1975: St. Mary's
- 1976: Century
- 1977: Century/Bismarck High
- 1978: Minot
- 1979: Dickinson Trinity
- 1980: Minot
- 1981: St. Mary's
- 1982: St. Mary's
- 1983: St. Mary's
- 1984: St. Mary's/Bismarck/Dickinson
- 1985: Bismarck High
- 1986: Williston/Bismarck High
- 1987: Minot
- 1988: St. Mary's/Williston/Dickinson
- 1989: St. Mary's
- 1990: Bismarck/St. Mary's
- 1991: Bismarck/St. Mary's
- 1992: Bismarck/St. Mary's
- 1993: Bismarck High
- 1994: Century/Minot
- 1995: Century
- 1996: Bismarck High
- 1997: Bismarck High
- 1998: Bismarck High
- 1999: Bismarck High
- 2000: Bismarck High
- 2001: Minot
- 2002: Century
- 2003: St. Mary's
- 2004: St. Mary's
- 2005: Minot
- 2006: Minot
- 2007: Century/Bismarck High
- 2008: Century/St. Mary's
- 2009: Century
- 2010: Bismarck High
- 2011: Bismarck High
- 2012: Century
- 2013: Bismarck High
- 2014: Century
- 2015: Minot
- 2016: Century
- 2017: Minot

- 2012: Bismarck High
- 2013: Bismarck High
- 2014: Bismarck High
- 2015: Minot
- 2016: Minot/Century
- 2017: Century

**Girls Golf**

- 1980: Minot
- 1981: Minot
- 1982: Century
- 1983: Century
- 1984: Bismarck High
- 1985: Minot
- 1986: Minot
- 1987: Minot
- 1988: Minot
- 1989: Century
- 1990: Williston
- 1991: Minot
- 1992: Minot
- 1993: Minot
- 1994: Minot
- 1995: Minot
- 1996: Minot
- 1997: Williston
- 1998: Williston
- 1999: Bismarck High
- 2000: Williston
- 2001: Dickinson
- 2002: Dickinson
- 2003: Mandan
- 2004: Williston
- 2005: Bismarck High
- 2006: Bismarck High
- 2007: Bismarck High
- 2008: Bismarck High
- 2009: Bismarck High
- 2010: Bismarck High
- 2011: Bismarck High
- 2012: Bismarck High
- 2013: Bismarck High
- 2014: Bismarck High
- 2015: Bismarck High
- 2016: Century
- 2017: Legacy

**Boys Soccer**

- 1995: St. Mary's/Century
- 1996: St. Mary's/Bismarck High
- 1997: Bismarck High
- 1998: Bismarck High
- 1999: Bismarck High
- 2000: Bismarck High
- 2001: Minot
- 2002: Century
- 2003: St. Mary's
- 2004: St. Mary's
- 2005: Minot
- 2006: Minot
- 2007: Century/Bismarck High
- 2008: Century/St. Mary's
- 2009: Century
- 2010: Bismarck High
- 2011: Bismarck High
- 2012: Century
- 2013: Bismarck High
- 2014: Century
- 2015: Minot
- 2016: Century
- 2017: Minot

**Boys Cross Country**

- 1972: Bismarck High
- 1973: Minot
- 1974: Dickinson
- 1975: Minot
- 1976: Minot
- 1977: Dickinson

- 1978: Century
- 1979: Williston
- 1980: Minot
- 1981: Mandan
- 1982: Mandan
- 1983: Mandan
- 1984: Mandan
- 1985: Dickinson
- 1986: Williston
- 1987: Bismarck High
- 1988: Bismarck High
- 1989: Bismarck High
- 1990: Bismarck High
- 1991: Williston
- 1992: Bismarck High
- 1993: Bismarck High
- 1994: Bismarck High
- 1995: Minot
- 1996: Minot
- 1997: Williston
- 1998: Williston
- 1999: Bismarck High
- 2000: Williston
- 2001: Dickinson
- 2002: Dickinson
- 2003: Mandan
- 2004: Williston
- 2005: Bismarck High
- 2006: Bismarck High
- 2007: Bismarck High
- 2008: Bismarck High
- 2009: Bismarck High
- 2010: Bismarck High
- 2011: Bismarck High
- 2012: Bismarck High
- 2013: Bismarck High
- 2014: Bismarck High
- 2015: Bismarck High
- 2016: Century
- 2017: Legacy

**Girls Cross Country**

- 1979: Minot
- 1980: Bismarck High
- 1981: Bismarck High
- 1982: Bismarck High
- 1983: Bismarck High
- 1984: Mandan
- 1985: Minot
- 1986: Minot
- 1987: Mandan
- 1988: Minot
- 1989: Mandan
- 1990: Mandan
- 1991: Mandan
- 1992: Mandan
- 1993: Mandan
- 1994: Minot
- 1995: Minot
- 1996: Dickinson
- 1997: Dickinson
- 1998: Dickinson
- 1999: Dickinson
- 2000: Dickinson
- 2001: Dickinson
- 2002: Dickinson
- 2003: Dickinson
- 2004: Dickinson
- 2005: Bismarck High
- 2006: Bismarck High
- 2007: Minot
- 2008: Bismarck High
- 2009: Bismarck High
- 2010: Bismarck High
- 2011: Bismarck High
- 2012: Century
- 2013: Century
- 2014: Legacy/Century
- 2015: Minot, Legacy, Jamestown
- 2016: Legacy
- 2017: Minot/Legacy

- 2017: Bismarck High

**Boys Tennis**

- 1976: Bismarck High
- 1977: Minot (Spring); Minot (Fall)
- 1978: Minot
- 1979: Minot
- 1980: Minot
- 1981: Minot
- 1982: Century
- 1983: Century
- 1984: Minot
- 1985: Minot
- 1986: Minot
- 1987: Minot
- 1988: Bismarck High
- 1989: Minot
- 1990: Minot
- 1991: Minot
- 1992: St. Mary's
- 1993: St. Mary's
- 1994: St. Mary's
- 1995: Minot
- 1996: Minot
- 1997: Minot
- 1998: Minot
- 1999: Williston
- 2000: Williston
- 2001: Williston
- 2002: Williston
- 2003: Minot
- 2004: Minot
- 2005: Century/Williston
- 2006: Century
- 2007: Century
- 2008: Minot
- 2009: Century/Bismarck/Williston
- 2010: Century
- 2011: Century
- 2012: Century
- 2013: Century
- 2014: Legacy/Century
- 2015: Minot, Legacy, Jamestown
- 2016: Legacy
- 2017: Minot/Legacy

- 2004: Minot
- 2005: Minot
- 2006: Minot
- 2007: Minot
- 2008: Minot
- 2009: Williston
- 2010: Williston
- 2011: Century
- 2012: Century
- 2013: Minot
- 2014: Minot
- 2015: Century
- 2016: Century
- 2017: Century

**Volleyball**

- 1983-84: Minot
- 1984-85: Bismarck High
- 1985-86: Bismarck High/Williston/Century/Minot
- 1986-87: Williston
- 1987-88: Bismarck High
- 1988-89: Bismarck High
- 1989-90: Bismarck High
- 1990-91: Bismarck High
- 1991-92: Bismarck High
- 1992-93: Minot
- 1993-94: Century
- 1994-95: Century
- 1995-96: Minot/Williston
- 1996-97: Mandan
- 1997-98: Mandan
- 1998-99: Bismarck High
- 1999-2000: Williston
- 2000-01: Williston
- 2001-02: Williston
- \*2002: Dickinson
- 2003: Century
- 2004: Williston
- 2005: Dickinson
- 2006: Dickinson/Williston
- 2007: Minot/Bismarck High
- 2008: Century
- 2009: Bismarck High/Century
- 2010: Bismarck High
- 2011: Century
- 2012: Century
- 2013: Jamestown
- 2014: Century/Jamestown
- 2015: Century
- 2016: Century
- 2017: Jamestown/Century

\*Switched to fall season

**Boys Basketball**

1963-64: St. Mary's  
 1964-65: Minot  
 1965-66: Bismarck High  
 1966-67: Mandan  
 1968-69: Minot  
 1969-70: Minot  
 1970-71: Minot/Williston  
 1971-72: St. Mary's  
 1972-73: Bismarck High  
 1973-74: Dickinson/Dickinson Trinity  
 1974-75: Dickinson  
 1975-76: Williston  
 1976-77: Minot  
 1977-78: Minot  
 1978-79: Minot  
 1979-80: Minot  
 1980-81: St. Mary's/Mandan  
 1981-82: Bismarck High  
 1983-83: Century/St. Mary's  
 1983-84: Dickinson/Century  
 1984-85: Century  
 1985-86: Williston  
 1986-87: Minot/Bismarck High  
 1987-88: Minot  
 1988-89: Century  
 1989-90: Minot  
 1990-91: Minot Bishop Ryan  
 1991-92: Minot/Dickinson  
 1992-93: Century  
 1993-94: Bismarck High/Mandan/Minot  
 1994-95: Century  
 1995-96: Minot  
 1996-97: TMCHS (Belcourt)  
 1997-98: Dickinson  
 1998-99: Minot  
 1999-2000: Bismarck High  
 2000-01: Century  
 2001-02: Minot  
 2002-03: Dickinson  
 2003-04: Bismarck High  
 2004-05: Williston  
 2005-06: Minot  
 2006-07: Dickinson/Bismarck High  
 2007-08: Bismarck High  
 2008-09: Mandan  
 2009-10: Mandan  
 2010-11: Century  
 2011-12: Bismarck High  
 2012-13: St. Mary's  
 2013-14: Century  
 2014-15: Century/Minot  
 2015-16: Century  
 2016-17: Minot  
 2017-18: Century

**Girls Basketball**

1980: Minot/Williston  
 1981: Williston  
 1982: Minot  
 1983: Century  
 1984: Minot  
 1985: Bismarck High/Century  
 1986: Williston  
 1987: Mandan  
 1988: Century/Mandan  
 1989: Bismarck High  
 1990: St. Mary's  
 1991: Mandan  
 1992: Minot  
 1993: Mandan  
 1994: Mandan  
 1995: Mandan  
 1996: Mandan  
 1997: Mandan

1998: Mandan  
 1999: Mandan  
 2000: Mandan  
 2001: Minot  
 \*2002-03: Century  
 2003-04: Mandan  
 2004-05: Mandan  
 2005-06: Mandan  
 2006-07: Mandan  
 2007-08: Bismarck High  
 2008-09: Bismarck High  
 2009-10: Century  
 2010-11: Mandan  
 2011-12: Century  
 2012-13: Century  
 2013-14: Bismarck High  
 2014-15: Century/Minot  
 2015-16: Century  
 2016-17: Century  
 2017-18: Century

**Girls Hockey**

2002-03: Bismarck  
 2003-04: Minot  
 2004-05: Minot  
 2005-06: Bismarck  
 2006-07: Bismarck  
 2007-08: Bismarck  
 2008-09: Bismarck  
 2009-10: Bismarck/Minot  
 2010-11: Bismarck  
 2011-12: Minot  
 2012-13: Bismarck  
 2013-14: Bismarck  
 2014-15: Bismarck  
 2015-16: Bismarck  
 2016-17: Bismarck  
 2017-18: Bismarck

**Boys Hockey**

1980-81: Jamestown  
 2001-02: Minot  
 1982-83: Minot  
 1983-84: Minot  
 1984-85: Jamestown  
 1985-86: Jamestown  
 1986-87: Minot  
 1987-88: Minot  
 1988-89: Minot  
 1989-90: Minot  
 1990-91: Bismarck High  
 1991-92: Bismarck High  
 1992-93: Bottineau/Minot  
 1993-94: Minot  
 1994-95: Jamestown  
 1995-96: Century  
 1996-97: Devils Lake  
 1997-98: Minot  
 1998-99: Bismarck High  
 1999-2000: Bismarck High  
 2000-01: Bismarck High  
 2001-02: Bismarck High  
 2002-03: Minot  
 2003-04: Century  
 2004-05: Minot  
 2005-06: Minot  
 2006-07: Minot  
 2007-08: Bismarck High  
 2008-09: Bismarck High  
 2009-10: Century  
 2010-11: Century  
 2011-12: Century  
 2012-13: Century  
 2013-14: Bismarck High  
 2014-15: Bismarck High/Century  
 2015-16: Minot  
 2016-17: Bismarck High  
 2017-18: Century

**Gymnastics**

1972-73: Dickinson  
 1973-74: Dickinson  
 1974-75: Dickinson  
 1975-76: Dickinson  
 1976-77: Dickinson  
 1977-78: Dickinson  
 1978-79: Dickinson  
 1979-80: Dickinson  
 1980-81: Dickinson  
 1981-82: Minot Bishop Ryan  
 1982-83: Dickinson  
 1983-84: Dickinson  
 1984-85: Minot  
 1985-86: Dickinson  
 1986-87: Dickinson  
 1987-88: Dickinson  
 1988-89: Minot  
 1989-90: Minot  
 1990-91: Minot  
 1991-92: Minot  
 1992-93: Minot  
 1993-94: Minot  
 1994-95: Minot  
 1995-96: Century  
 1996-97: Minot  
 1997-98: Minot  
 1998-99: Bismarck High  
 1999-2000: Century  
 2000-01: Bismarck High  
 2001-02: Bismarck High  
 2002-03: Bismarck High  
 2003-04: Minot  
 2004-05: Minot  
 2005-06: Minot  
 2006-07: Dickinson  
 2007-08: Dickinson  
 2008-09: Minot  
 2009-10: Minot  
 2010-11: Minot  
 2011-12: Minot  
 2012-13: Dickinson  
 2013-14: Minot  
 2014-15: Minot  
 2015-16: Dickinson  
 2016-17: Bismarck High  
 2017-18: Dickinson

**Wrestling**

1972-73: Bismarck High  
 1973-74: Bismarck High  
 1974-75: Bismarck High  
 1975-76: Bismarck High  
 1976-77: Bismarck High  
 1977-78: Bismarck High  
 1978-79: Bismarck High  
 1979-80: Bismarck High  
 1980-81: Bismarck High  
 1981-82: Bismarck High  
 1982-83: Bismarck High  
 1983-84: Bismarck High  
 1984-85: Williston  
 1985-86: Century  
 1986-87: Bismarck High  
 1987-88: Century  
 1988-89: Bismarck High  
 1989-90: Century  
 1990-91: Bismarck High  
 1991-92: Bismarck High  
 1992-93: Minot  
 1993-94: Bismarck High  
 1994-95: Century  
 1995-96: Minot  
 1996-97: Century  
 1997-98: Bismarck High  
 1998-99: Williston  
 1999-2000: Bismarck High  
 2000-01: Williston  
 2001-02: Bismarck High  
 2002-03: Bismarck High

2003-04: Bismarck High  
 2004-05: Bismarck High  
 2005-06: Bismarck High  
 2006-07: Bismarck High  
 2007-08: Bismarck High  
 2008-09: Bismarck High  
 2009-10: Bismarck High  
 2010-11: Bismarck High  
 2011-12: Bismarck High  
 2012-13: Bismarck High  
 2013-14: Bismarck High  
 2014-15: Bismarck High  
 2015-16: Bismarck High  
 2016-17: Minot  
 2017-18: Bismarck High

**Boys Swimming/  
Diving**

1976-77: Minot  
 1977-78: Minot  
 1978-79: Minot  
 1979-80: Minot  
 1980-81: Minot  
 1981-82: Minot  
 1982-83: Minot  
 1983-84: Minot  
 1984-85: Minot  
 1985-86: Minot  
 1986-87: Minot  
 1987-88: Minot  
 1988-89: Minot  
 1989-90: Minot  
 1990-91: Minot  
 1991-92: Minot  
 1992-93: Minot  
 1993-94: Minot  
 1994-95: Mandan  
 1995-96: Mandan  
 1996-97: Mandan  
 1997-98: No Meet  
 1998-99: Minot  
 1999-2000: Minot  
 2000-01: Minot  
 2001-02: Minot  
 2002-03: Minot  
 2003-04: Minot  
 2004-05: Minot  
 2005-06: Minot  
 2006-07: No Meet  
 2007-08: Minot  
 2008-09: Minot  
 2009-10: Minot  
 2010-11: Minot  
 2011-12: Minot  
 2012-13: Minot  
 2013-14: Minot  
 2014-15: Minot  
 2015-16: Dickinson  
 2016-17: Bismarck High  
 2017-18: Minot

**Boys Track/Field**

1952: Bismarck High  
 1953: Jamestown  
 1954: Jamestown  
 1955: St. Mary's  
 1956: Jamestown  
 1957: Jamestown  
 1958: Bismarck High  
 1959: Dickinson  
 1960: Dickinson  
 1961: Dickinson  
 1962: Dickinson  
 1963: Bismarck High  
 1964: No Meet Held  
 1965: Minot Bishop Ryan  
 1966: Minot  
 1967: Minot  
 1968: Bismarck High  
 1969: Bismarck High  
 1970: Bismarck High  
 1971: Bismarck High  
 1972: Bismarck High  
 1973: Bismarck High  
 1974: Bismarck High  
 1975: Minot  
 1976: Minot  
 1977: Minot  
 1978: Minot  
 1979: Minot  
 1980: Dickinson  
 1981: Bismarck High  
 1982: Dickinson  
 1983: Minot  
 1984: Mandan  
 1985: Minot  
 1986: Minot/Bismarck High  
 1987: Minot  
 1988: Dickinson/Mandan  
 1989: Dickinson  
 1990: Dickinson  
 1991: Bismarck High  
 1992: Bismarck High  
 1993: Bismarck High  
 2001-02: Minot  
 1994: Bismarck High  
 1995: Bismarck High  
 1996: Dickinson  
 1997: Dickinson  
 1998: Dickinson  
 1999: Dickinson  
 2000: Dickinson  
 2001: Bismarck High  
 2002: Minot  
 2003: Bismarck High  
 2004: Bismarck High  
 2005: Bismarck High  
 2006: Bismarck High  
 2007: Bismarck High  
 2008: Bismarck High  
 2009: Bismarck High  
 2010: Bismarck High  
 2011: Bismarck High  
 2012: Bismarck High  
 2013: Bismarck High  
 2014: Bismarck High  
 2015: Bismarck High  
 2016: Century  
 2017: Legacy  
 2018: Century

Note: From 1950-1964 the winner was declared West Division champions. The WDA began awarding a track champion in 1965.

**Girls Track/Field**

1978: Minot  
 1979: Dickinson  
 1980: Minot  
 1981: Minot  
 1982: Bismarck High  
 1983: Minot  
 1984: Minot  
 1985: Mandan  
 1986: Minot  
 1987: Minot  
 1988: Minot  
 1989: Minot  
 1990: Dickinson  
 1991: Mandan  
 1992: Minot  
 1993: Minot  
 1994: Mandan  
 1995: Minot  
 1996: Minot  
 1997: Minot  
 1998: Minot  
 1999: Minot  
 2000: Minot  
 2001: Mandan  
 2002: Mandan  
 2003: Bismarck High  
 2004: Century  
 2005: Bismarck High  
 2006: Bismarck High  
 2007: Bismarck High  
 2008: Bismarck High  
 2009: Bismarck High  
 2010: Century  
 2011: Century  
 2012: Century  
 2013: Century  
 2014: Century  
 2015: Century  
 2016: Century  
 2017: Bismarck High  
 2018: Century

**Girls Soccer**

1996: Bismarck High  
 1997: St. Mary's  
 1998: Century  
 1999: Century  
 2000: Bismarck High  
 2001: St. Mary's  
 2002: St. Mary's  
 2003: Minot  
 2004: Century  
 2005: Century  
 2006: Century  
 2007: Century  
 2008: Century  
 2009: St. Mary's  
 2010: Century  
 2011: Century  
 2012: Century  
 2013: St. Mary's  
 2014: Century  
 2015: Century  
 2016: Century  
 2017: Jamestown  
 2018: Minot

**Baseball**

2000: Minot  
 2001: Dickinson  
 2002: Dickinson  
 2003: Bismarck High  
 2004: Minot  
 2005: Minot  
 2006: Minot/Williston  
 2007: Minot  
 2008: Dickinson  
 2009: Minot  
 2010: Bismarck High  
 2011: Mandan/Bismarck High  
 2012: Mandan  
 2013: Bismarck High  
 2014: Dickinson  
 2015: Mandan  
 2016: Century  
 2017: Dickinson  
 2018: Century

**Boys Golf**

1972: Bismarck High  
 1973: Bismarck High  
 1974: Bismarck High  
 1975: St. Mary's  
 1976: Bismarck High  
 1977: Century  
 1978: Century  
 1979: Minot  
 1980: Bismarck High  
 1981: Bismarck High  
 1982: Minot  
 1983: No champion  
 1984: Bismarck High  
 1985: Bismarck High  
 1986: Bismarck High  
 1987: Century  
 1988: Bismarck High  
 1989: Minot  
 1990: Bismarck High  
 1991: Bismarck High  
 1992: Century  
 1993: Bismarck High  
 1994: St. Mary's  
 1995: Minot  
 1996: Minot  
 1997: Century  
 1998: Minot  
 1999: Century  
 2000: Century  
 2001: Minot  
 2002: Minot  
 2003: Minot  
 2004: Century  
 2005: Century  
 2006: Bismarck High  
 2007: Bismarck High  
 2008: Bismarck High  
 2009: Bismarck High  
 2010: St. Mary's  
 2011: Mandan  
 2012: Century  
 2013: Century  
 2014: Jamestown  
 2015: Minot  
 2016: Minot  
 2017: Minot  
 2018: Century

**Girls Tennis**

1976: Bismarck High (fall)  
 1978: Mandan (spring)  
 1979: Minot  
 1980: Williston  
 1981: Williston  
 1982: Minot  
 1983: Minot  
 1984: Minot  
 1985: Minot  
 1986: Century  
 1987: Bismarck High  
 1988: Bismarck High  
 1989: Bismarck High  
 1990: Bismarck High  
 1991: Minot  
 1992: Bismarck High  
 1993: Minot  
 1994: Century  
 1995: Century  
 1996: Century  
 1997: Century  
 1998: Century  
 1999: Century  
 2000: Century  
 2001: St. Mary's  
 2002: Century  
 2003: Century  
 2004: Williston/Minot  
 2005: Minot  
 2006: Century  
 2007: Century  
 2008: Century  
 2009: St. Mary's  
 2010: Century  
 2011: Century  
 2012: St. Mary's  
 2013: St. Mary's  
 2014: St. Mary's  
 2015: Century  
 2016: Century  
 2017: Minot  
 2018: Minot

**Softball**

2011: Century  
 2012: Century  
 2013: Minot Bishop Ryan  
 2014: Minot Bishop Ryan  
 2015: Minot Bishop Ryan  
 2016: Dickinson  
 2017: Minot Bishop Ryan/Century/Dickinson  
 2018: Dickinson

**Basketball**

**Seeding:** The seeds for the West Region Tournament shall be determined based on each team's overall regular-season conference finish. The regular season champion shall earn the top seed in the tournament. The remaining seeds are then determined based on their conference winning percentage. Once all seeds are determined, the top 8 seeds will advance to the tournament and be placed accordingly into the bracket. In the event of a tie for a particular seed, the seed will be determined as follows:

1. **Most wins in head to head meetings.**  
*If still tied...*
2. **Won-Loss record among tied teams.**  
*If still tied...*
3. **Point differential among the tied teams with a maximum of 10 points allowed.**  
*If still tied...*
4. **Point differential among all teams with a maximum of 10 points allowed.**  
*If still tied...*
5. **Coin flip**

**Notes**

\*Determining seeds must start with No. 1 and then No. 2..No. 3..No. 4 and so forth until all seeds are determined. \*For all ties involving three or more teams, once the tie is broken and the highest-seeded team is determined, the remaining tied teams will revert back Tie-Break Criteria No. 1.

**Tie-Break Scenarios**

**A. Two Teams**

Team A and Team B each finished 14-4 in the conference regular season standings. Therefore, a tie-breaker is necessary to properly seed the teams into the region tournament.

**Tie-Break Criteria No. 1**

**Most wins in head to head meetings**  
Team A has 1 win  
Team B has 1 win

Since Team A and B remained tied after Tie-Break Criteria No. 1, they move on to Tie-Break Criteria No. 2.

**Tie-Break Criteria No. 2**

**Won-Loss record among tied teams**  
Team A was 1-1 against Team B  
Team B was 1-1 against Team A

Since Team A and B remained tied after Tie-Break Criteria No. 2, they move on to Tie-Break Criteria No. 3.

**Tie-Break Criteria No. 3**

**Point Differential Among Tied Teams**  
Team A defeated Team B 75-69  
Team B defeated Team A 70-69

Team A's point differential is plus 5 (+6 in the win; -1 in the loss)  
Team B's point differential is minus 5 (+1 in the win; -6 in the loss).

Team A wins the tie-breaker over Team B

**B. Three or more teams**

Team A, Team B and Team C all finished 12-6 in the conference regular

season standings. Therefore, a tie-breaker is necessary to properly seed the teams into the region tournament.

**Tie-Break Criteria No. 1**  
**Most wins in head to head meetings**  
Team A has 3 wins  
Team B has 1 win  
Team C has 2 wins

Team A wins the Tie-Break over Teams B and C.  
Now we have to break the remaining tie between Teams B and C. Again, we revert back to Tie-Break Criteria No. 1

**Tie-Break Criteria No. 1**  
**Most wins in head to head meetings**  
Team B has 1 win against Team C  
Team C has 1 win against Team B

Since Team B and C each have 1 win in head to head meetings, they move to Tie-Break Criteria No. 2  
**Tie Break Criteria No. 2**  
**Won-Loss record among tied teams.**  
Team B posted a 1-1 record  
Team C posted a 1-1 record

Since Team B and C each have a 1-1 record, they move on to Tie-Break Criteria No. 3.

**Tie-Break Criteria No. 3**  
**Point differential among tied teams with a maximum of 10 points**  
Team B defeated Team C 85-75  
**Tie Break Criteria No. 2**  
**Won-Loss record among tied teams.**  
Team B posted a 1-1 record  
Team C posted a 1-1 record

Team C defeated Team B, 67-66  
Team C lost to Team B, 85-75  
Team C's point differential is minus 9 (+1 in the win; -10 in the loss)

Team B wins tie-breaker over Team C.

**C. Three or more teams (Example 2)**  
Team A, Team B and Team C all finished 10-4 in the conference regular season standings. Therefore, a tie-breaker is necessary to properly seed the teams into the region tournament.

**Tie-Break Criteria No. 1**  
**Most wins in head to head meetings**  
Team A has 2 wins  
Team B has 2 wins  
Team C has 2 wins

Since Teams A, B and C remained tied after Tie-Break Criteria No. 1, they move on to Tie-Break Criteria No. 2.

**Tie Break Criteria No. 2**  
**Won-Loss Record among tied teams.**  
Team A posted a 2-2 record, collectively, against Teams B and C.  
Team B posted a 2-2 record, collectively, against Teams A and C  
Team C posted a 2-2 record, collectively, against Teams A and B

Since Teams A, B and C remained tied after Tie-Break Criteria No. 2, they proceed to Tie-Break Criteria No. 3.

**Tie-Break Criteria No. 3**  
**Point Differential Among Tied Teams (Maximum of Plus 10)**  
Team A defeated Team B, 75-70  
Team A lost to Team B, 63-70  
Team A's point differential against Team B is minus 2 (+5 in the win; -7 in the loss)

Team A defeated Team C, 80-75  
Team A lost to Team C, 70-74  
Team A's point differential against Team C is plus 1 (+5 in the win; -4 in the loss).  
Team A's collective point differential is **minus 1**

Team B defeated Team A, 70-63  
Team B lost to Team A, 70-75  
Team B's point differential against Team A is plus 2 (+7 in the win; -5 in the loss)

Team B defeated Team C, 90-60  
Team B lost to Team C, 65-66  
Team B's point differential against Team C is plus 9 (+10 in the win; -1 in the loss)  
Team B's collective point differential is **plus 11**

Team C defeated Team B, 66-65  
Team C lost to Team B, 60-90  
Team C's point differential against Team B is minus 9 (+1 in the win; -10 in the loss)

Team C defeated Team A, 74-70  
Team C lost to Team A, 75-80  
Team C's point differential against Team A is minus 1 (+4 in the win; -5 in the loss)  
Team C's collective point differential is **minus 11**

Team B wins tie-breaker over Teams A and C. Now, we have to resolve the tie between A and C. Again, we revert back to Tie-Break Criteria No. 1.

**Tie-Break Criteria No. 1**  
**Most wins in head to head meetings**  
Team A has 1 win  
Team C has 1 win

Since Teams A and C remained tied after Tie-Break Criteria No. 1, they both move on to Tie-Break Criteria No. 2.

**Tie Break Criteria No. 2**  
**Won-Loss record among tied teams.**  
Team A posted a 1-1 record against Team C  
Team C posted a 1-1 record against Team A

Since Teams A and C remained tied after Tie-Break Criteria No. 2, they both move on to Tie-Break Criteria No. 3.

**Tie-Break Criteria No. 3**  
**Point Differential Among Tied Teams (Maximum of Plus 10)**

Team A defeated Team C, 80-75  
Team A lost to Team C, 70-74  
Team A's point differential against Team C is **plus 1** (+5 in the win; -4 in the loss).

Team C defeated Team A, 74-70  
Team C lost to Team A, 75-80  
Team C's point differential against Team A is **minus 1** (+4 in the win; -5 in the loss)

Team A wins Tie-Break over Team C.

**Football**

**Seeding:** Seeds for the NDHSA state playoffs shall be determined based on each team's regular season finish (Class AAA WDA games). The top four finishers in the regular season conference standings will qualify for the playoffs. In the event of a tie for a particular seed, the seed will be determined as follows:

1. **Most wins in Head-to-Head meetings.**  
*If still tied...*
2. **Won-Loss record among the tied teams.**  
*If still tied...*
3. **Point differential among the tied teams with a maximum of 17 points.**  
*If still tied...*
4. **Point spread among all teams with a maximum of a 17-point differential.**  
*If still tied...*
5. **Coin flip**

**Notes**

\*Determining seeds must start with No. 1 and then No. 2..No. 3..No. 4 and so forth until all seeds are determined. \*For all ties involving three or more teams, once the tie is broken and the highest-seeded team is determined, the remaining tied teams will revert back to Tie-Break Criteria No. 1.

**Tie-Break Scenarios**

**A. Two Teams**

Team A and Team B each finished 5-1 in the conference regular season standings. Therefore, a tie-breaker is necessary to properly seed the teams into the playoffs.

**Tie-Break Criteria No. 1**

**Most wins in Head to Head meetings**  
Team A has 1 win against Team B  
Team B has 0 wins against Team A

Team A wins the tie-breaker over Team B.

**B. Three teams**

Team A, Team B and Team C each finished 5-1 in the conference regular season standings. Therefore, a tie-breaker is necessary to properly seed the teams into the playoffs.

**Tie-Break Criteria No. 1**

**Most wins in head to head meetings**  
Team A has 1 win against Team B  
Team A has 0 wins against Team C

Team B has 0 wins against Team A  
Team B has 1 win against Team C

Team C has 1 win against Team A  
Team C has 0 wins against Team B

Since Team A, B and C all have 1 win in head to head meetings, they move on to Tie-Break Criteria No. 2.

**Tie-Break Criteria No. 2**

**Won-Lost record among tied teams**  
Team A has a 1-1 record, collectively, against Teams B and C  
Team B has a 1-1 record, collectively, against Teams C and A  
Team C has a 1-1 record, collectively, against Teams B and A

Since Team A, B and C each have 1-1 records among tied teams, they move on to Tie-Break Criteria No. 3.

**Tie-Break Criteria No. 3**  
**Point differential among the tied teams with a maximum of 17 points.**  
Team A defeated Team B, 20-19  
Team A lost to Team C, 7-20  
Team A point differential is **minus 12** (+1 in win; -13 in loss)

Team B lost to Team A, 20-19  
Team B defeated Team C, 24-10  
Team B point differential is a **plus 13** (+14 in win; -1 in loss)

Team C lost to Team B, 24-10  
Team C defeated Team A, 20-7  
Team C point differential is a **minus 1** (+13 in win; -14 in loss)

Team B wins the Tie-Break over Team A and C. Now have to break the remaining tie between A and C. We revert back to Tie-Break Criteria No. 1.

**Tie-Break Criteria No. 1**

**Most wins in head to head meetings**  
Team A has 0 wins against Team C  
Team C has 1 win against Team A

Team C wins the Tie-Break over Team A.

**C. Three teams**

Team A, Team B and Team C each finished 2-4 in the conference regular season standings. Therefore, a tie-breaker is necessary to properly seed the teams into the playoffs.

**Tie-Break Criteria No. 1**

**Most wins in head to head meetings**  
Team A has 1 win against Team B  
Team A has 1 win against Team C

Team B has 0 wins against Team A  
Team B has 1 win against Team C

Team C has 0 wins against Team A  
Team C has 0 wins against Team B

Team A wins the Tie-Break over Teams B and C. Now we have to resolve the remaining tie between Teams B and C, so we revert back to Tie-Break Criteria No. 1.

**Tie-Break Criteria No. 1**

**Most wins in head to head meetings.**  
Team B has a 1 win against Team C  
Team C has 0 wins against Team B

Team B wins Tie-Break over Team C.

**Volleyball**

**Seeding:** The seeds for the West Region Tournament shall be determined based on each team's overall regular-season conference finish. The regular season champion shall earn the top seed in the tournament. The remaining seeds are then determined based on their conference winning percentage. Once all seeds are determined, the top 8 seeds will advance to the tournament and be placed accordingly into the bracket. In the event of a tie for a particular seed, the seed(s) will be determined as follows:

1. **Most wins in head-to-head meetings.**  
*If still tied...*
2. **Won-Loss record among the tied teams.**  
*If still tied...*
3. **Games (Sets) won among the tied teams.**  
*If still tied...*
4. **Total points in head to head meetings among tied teams.**  
*If still tied...*
5. **Coin flip**

**Notes**

\*Determining seeds must start with No. 1 and then No. 2..No. 3..No. 4 and so forth until all seeds are determined. \*Teams that play only once against each other in WDA regular season play will have that match count double (2 wins/2losses) in the standings to assure an equal number of WDA matches played among all teams. Additionally, the number of games (sets) won over that same opponent will double in the event of a tie-break criteria that requires total number of games won to settle a tie. (Example, if Team A wins 3-1 over Team B and they played just once, then Team A has 6 games (sets) won compared to 2 games won for Team B). \*For all ties involving three or more teams, once the tie is broken and the highest-seeded team is determined, the remaining tied teams will revert back to Tie-Break Criteria No. 1.

**Tie-Break Scenarios**

**A. Two Teams**

Team A and Team B each finished 13-3 in the conference regular season standings. Therefore, a tie-breaker is necessary to properly seed the teams into the region tournament.

**Tie-Break Criteria No. 1**

**Most wins in Head to Head meetings**  
Team A has 1 win against Team B  
Team B has 1 win against Team A

Since Team A and B each have 1 win in head to head meetings, they move on to Tie-Break Criteria No. 2.

**Tie-Break Criteria No. 2**

**Won-Lost record among tied teams**  
Team A has a 1-1 record against Team B  
Team B has a 1-1 record against Team A

Since Team A and B each have a 1-1 record against each other, they move on to Tie-Break Criteria No. 3.

**Tie-Break Criteria No. 3**

**Games (Sets) won in head to head meetings**  
Team A has won 5 sets against Team B  
Team B has won 5 sets against Team A

Since Team A and B each have won five sets against each other, they move on to Tie-Break Criteria No. 4.

**Tie-Break Criteria No. 4**

**Total Points won in head to head meetings**  
Team A has won 123 points against Team B  
Team B has won 118 points against Team A

Team A wins tie-breaker over Team B.

**B. Three teams**

Team A, Team B and Team C each finished 9-7 in the conference regular season standings. Therefore, a tie-breaker is necessary to properly seed the teams into the region tournament.

**Tie-Break Criteria No. 1**

**Most wins in head to head meetings**  
Team A has 1 win against Team B  
Team A has 1 win against Team C

Team B has 1 win against Team A  
Team B has 1 win against Team C

Team C has 1 win against Team A  
Team C has 1 win against Team B

Since Teams A, B and C each have 1 win in head to head meetings, they move on to Tie-Break Criteria No. 2.

**Tie-Break Criteria No. 2**

**Won-Loss record among tied teams**  
Team A has a 1-1 record, collectively, against Teams B and C.  
Team B has a 1-1 record, collectively, against Teams A and C  
Team C has a 1-1 record, collectively, against Teams B and A

Since Teams A, B and C each have 1-1 records against each other, they move on to Tie-Break Criteria No. 3

**Tie-Break Criteria No. 3**

**Games (Sets) won in head to head meetings**  
Team A has won 5 sets against Team B  
Team A has won 3 sets against Team C

Team B has won 5 sets against Team A  
Team B has won 4 sets against Team C

Team C has won 4 sets against Team A  
Team C has won 4 sets against Team B

Team B wins the Tie-Break over Teams A and C. Now, we have to resolve the remaining tie with Teams A and C. Again, we revert back to Tie-break Criteria No. 1.

**Tie-Break Criteria No. 1**

**Most wins in head to head meetings**  
Team A has 1 win against Team C  
Team A has 1 win against Team A  
Since Teams A and C each have 1 win in head to head meetings, they move on to Tie-Break Criteria No. 2.

**Tie-Break Criteria No. 2**

**Most wins in head to head meetings**  
Team A has a 1-1 record against Team C.  
Team C has a 1-1 record against Team A.

Since Teams A and C each have 1-1 records against each other, they move on to Tie-Break Criteria No. 3

**Tie-Break Criteria No. 3**

**Games (Sets) won in head to head meetings**  
Team A has won 3 sets against Team C  
Team C has won 4 sets against Team A

Team C wins Tie-Break over Team A.

## Tennis

**Seeding:** The seeds for the West Region Tournament shall be determined based on each team's overall regular-season conference finish. The regular season champion shall earn the top seed in the tournament. The remaining seeds are then determined based on their conference winning percentage. Once all seeds are determined, they will be placed accordingly in the tournament bracket. In the event of a tie for a particular seed, the seed will be determined as follows:

- 1. Most wins in Head-to-Head meetings.**  
If still tied...
- 2. Won-Lost record among the tied teams.**  
If still tied...
- 3. Most individual/doubles matches won in head to head play among tied teams.**  
If still tied...
- 4. Most individual/doubles matches won against all conference teams.**  
If still tied...
- 5. Coin flip**  
If still tied...

### Notes

\*Determining seeds must start with No. 1 and then No. 2... No. 3... No. 4 and so forth until all seeds are determined.  
\*For all ties involving three or more teams, once the tie is broken and the highest-seeded team is determined, the remaining tied teams will revert back to Tie-Break Criteria No. 1.

## Tie-Break Scenarios

**A. Two Teams**  
Team A and Team B each finished 5-1 in the conference regular season standings. Therefore, a tie-breaker is necessary to properly seed the teams into the playoffs.

**Tie-Break Criteria No. 1**  
**Most wins in Head to Head meetings**  
Team A has 1 win against Team B  
Team B has 0 wins against Team A

Team A wins the tie-break over Team B.

### B. Three teams

Team A, Team B and Team C each finished 5-1 in the conference regular season standings. Therefore, a tie-break is necessary to properly seed the teams into the region tournament.

**Tie-Break Criteria No. 1**  
**Most wins in head to head meetings**  
Team A has 1 win against Team B  
Team A has 0 wins against Team C

Team B has 0 wins against Team A  
Team B has 1 win against Team C

Team C has 1 win against Team A  
Team C has 0 wins against Team B

Since Team A, B and C all have 1 win in head to head meetings, they move on to Tie-Break Criteria No. 2.

**Tie-Break Criteria No. 2**  
**Won-Lost record among tied teams**  
Team A has a 1-1 record, collectively, against Teams B and C

Team B has a 1-1 record, collectively, against Teams C and A  
Team C has a 1-1 record, collectively, against Teams B and A

Since Team A, B and C each have 1-1 records among tied teams, they move on to Tie-Break Criteria No. 3.

**Tie-Break Criteria No. 3**  
**Most individual/doubles matches won in head to head play among tied teams.**  
Team A defeated Team B, 6-3  
Team A lost to Team C, 4-5  
Team A has won 10 matches, collectively, against B and C.

Team B lost to Team A, 3-6  
Team B defeated Team C, 8-1  
Team B has won 11 matches, collectively, against A and C

Team C lost to Team B, 1-8  
Team C defeated Team A, 5-4  
Team C has won 6 matches, collectively, among tied teams

Team B wins the tie-break over Teams A and C.  
Now we have to break the tie between Teams A and C. We revert back to Tie-Break Criteria No. 1.

**Tie-Break Criteria No. 1**  
**Most wins in head to head meetings**  
Team A has 0 wins against Team C  
Team C has 1 win against Team A

Team C wins the tie-break over Team A

**C. Three teams**  
Team A, Team B and Team C each finished 2-4 in the conference regular season standings. Therefore, a tie-breaker is necessary to properly seed the teams into the West Region Tournament.

**Tie-Break Criteria No. 1**  
**Most wins in head to head meetings**  
Team A has 1 win against Team B  
Team A has 1 win against Team C

Team B has 0 wins against Team A  
Team B has 1 win against Team C

Team C has 0 wins against Team A  
Team C has 0 wins against Team B

Team A wins the tie-break over Teams B and Team C. Now we have to resolve the tie between B and C, so we revert back to Tie-Break Criteria No. 1.

**Tie-Break Criteria No. 1**  
**Most wins in head to head meetings**  
Team B has 1 win against Team C  
Team C has 0 wins against Team B

Team B wins tie-break over Team C.

## Boys Hockey

**Seeding:** The seeds for the West Region Tournament shall be determined based on each team's point totals in the regular season conference standings. (3 points for a regulation win; 2 points for an OT win/Shootout win; 1 point for an OT/Shootout loss). The regular season champion shall earn the top seed in the tournament. The remaining seeds are then determined based on their point totals. Once all seeds are determined, the teams will

be placed accordingly into the tournament bracket. In the event of a tie for a particular seed, the seed will be determined as follows:

- 1. Most points earned in head-to-head competition (double points earned if teams only play once) if still tied,**
- 2. Most goals scored head-to-head competition (double goals scored if teams only play once) if still tied,**
- 3. Most regulation/overtime wins in region competition (double each regulation win if teams only play once) if still tied,**
- 4. Most points earned against highest ranked team in the region (next team below if teams are tied for first place. Double points earned if teams only play once) if still tied,**
- 5. Most points earned against next highest ranked team in the region (double points earned if teams only play once) if still tied, continue down the standings until the tie can be broken. If still tied,**
- 6. Greatest goal differential in all region games, with a maximum of a six goal differential per game (double each goal differential if teams only play once) if still tied,**
- 7. Coin flip by a NDHSAA representative**

### Notes

\*Determining seeds must start with No. 1 and then No. 2... No. 3... No. 4 and so forth until all seeds are determined.  
\*For all ties involving three or more teams, once the tie is broken and the highest-seeded team is determined, the remaining tied teams will revert back to Tie-Break Criteria No. 1.

## Tie-Break Scenarios

**A. Two Teams**  
Team A and Team B each finished with 33 points in the conference regular season standings. Therefore, a tie-breaker is necessary to properly seed the teams into the region tournament.

**Tie-Break Criteria No. 1**  
**Most points in head to head meetings**  
Team A has 3 points against Team B  
Team B has 3 points against Team A

Since Team A and B each had three points against each other in Tie-Break Criteria No. 1, they both move on to Tie-Break Criteria No. 2.

**Tie-Break Criteria No. 2**  
**Most goals scored in head to head meetings.**  
Team A defeated Team B 5-0  
Team B defeated Team A 3-1

(Team A has scored 6 goals vs. Team B; Team B has scored 3 goals vs. Team A)

Team A wins tie-break

### B. Three teams

Team A, Team B and Team C each finished with 16 points in the conference regular season standings. Therefore, a tie-breaker is necessary to properly seed the teams into the West Region Tournament.

**Tie-Break Criteria No. 1**  
**Most points in head to head meetings**  
Team A has 3 points against Team B  
Team A has 4 points against Team C

Team B has 3 points against Team A  
Team B has 4 points against Team C

Team C has 2 points against Team A  
Team C has 2 points against Team B

Teams A and B each have 7 points in most points among tied teams in head to head meetings, so they move on to Tie-Break Criteria No. 2. Since Team C has only four points, they are eliminated from the tie-break.

**Tie-Break Criteria No. 2**  
**Most Goals scored in head to head meetings**  
Team A defeated B, 4-1  
Team B defeated A, 3-0  
Team A has scored 4 goals vs. Team B;  
Team B has scored 4 goals vs. Team A

Since Team A and B each have 9 goals scored in head to head meetings, they move to Tie-Break Criteria No. 3

**Tie-Break Criteria No. 3**  
**Most regulation/overtime wins in region competition.**  
Team A has 10 regulation/OT wins in region games  
Team B has 8 regulation/OT wins in region games.

Team A wins tie-break

## Soccer

**Seeding:** The seeds for the West Region Tournament shall be determined based on each team's point totals in the regular season conference standings. (Boys Point Criteria; 2 points for win; 1 point for a tie; 0 for a loss; Girls Point Criteria; 3 points for win; 1 point for a tie; 0 for a loss) The regular season champion shall earn the top seed in the tournament. The remaining seeds are then determined based on their conference winning percentage. Once all seeds are determined, the teams will advance to the tournament and be placed accordingly into the bracket. In the event of a tie for a particular seed, the seed will be determined as follows:

- 1. Most wins in head to head competition.**
- 2. Most goals scored in head to head competition.**
- 3. Most wins against the highest ranked team in the region. (Next team below if teams are tied for first)**
- 4. Most favorable differential in points versus a region team beginning with the highest ranked team. If still tied, the 2nd place team, etc. down the rankings until the tie is broken.**
- 5. Most favorable differential in goals versus a region team beginning with the highest ranked team. If still tied, the 2nd place team, etc. down the rankings until the tie is broken.**
- 6. Coin Flip by NDHSAA representative.**

### Notes

\*Determining seeds must start with No. 1 and then No. 2... No. 3... No. 4 and so forth until all seeds are determined.  
\*For all ties involving three or more teams, once the tie is broken and the highest-seeded team is determined, the remaining tied teams will revert back to Tie-Break No. 1.

## Tie-Break Scenarios

**Two Teams**  
Team A and Team B each finished with 18 points in the conference regular season standings. Therefore, a tie-breaker is necessary to properly seed the teams into the region tournament.

**Tie-Break Criteria No. 1**  
**Most wins in head to head meetings**  
Team A has 1 Win vs. Team B  
Team B has 1 Win vs. Team A

Since Team A and B remained tied after Tie-Break Criteria No. 1, they both move on to Tie-Break Criteria No. 2.

**Tie-Break Criteria No. 3**  
**Most goals scored in head to head meetings.**  
Team A defeated Team B 1-0  
Team B defeated Team A 3-1  
(Team A has scored 2 goals; Team B has scored 3 goals)

Team B wins the tie-breaker since has more goals scored.

Note: If Team A and Team B have the same goals scored against each other, they move to Tie-Break Criteria No. 3 which is Most wins against the highest ranked team in the region.

### Three or more teams

Team A, Team B and Team C all finished with 12 points in the conference regular season standings. Therefore, a tie-breaker is necessary to properly seed the teams into the region tournament.

**Tie-Break Criteria No. 1**  
**Most Wins in head-to-head meetings**  
Team A has 1 win vs. Team B  
Team A has 1 win vs. Team C

Team B has 1 win vs. Team C  
Team B has 1 win vs. Team A

Team C has 1 win vs. Team A  
Team C has 1 win vs. Team B

Since Teams A, B and C remained tied after Tie-Break Criteria No. 1, they proceed to Tie-Break Criteria No. 2.

**Tie-Break Criteria No. 2**  
**Most Goals Scored in head-to-head meetings.**  
Team A defeated Team B, 3-0  
Team A lost to Team B, 0-1

Team A defeated Team C, 3-2  
Team A lost to Team C, 1-2  
(Team A has scored 7 goals)

Team B defeated Team A, 1-0  
Team B lost to Team A, 0-3

Team B defeated Team C, 2-0  
Team B lost to Team C, 0-2  
(Team B has scored 3 goals)

Team C defeated Team B, 2-0  
Team C lost to Team B, 0-2

Team C defeated Team A, 2-1  
Team C lost to Team A, 3-2  
(Team C has scored 6 goals)

Team A won the tie-break over Team B and C based on most goals scored. Now we have broken the tie between B and C and revert back to Tie-break No. 1.

**Tie-Break Criteria No. 1**  
**Most wins in head to head meetings**  
Team B has 1 win vs. Team C  
Team C has 1 win vs. Team B

Since Team B and C are tied after Tie-Break Criteria No. 1, they move to Tie-Break Criteria No. 2.

**Tie Break Criteria No. 2**  
**Most Goals Scored in head to head meetings**  
Team B scored 2 goals vs. Team C  
Team C scored 2 goals vs. Team B

Since Teams B and C remained tied after Tie-Break Criteria No. 2, they both move on to Tie-Break Criteria No. 3.

**Tie-Break Criteria No. 3**  
**Most wins against the highest ranked team in the West Region.**  
Team B has 1 win vs. Top Seed  
Team C has 0 wins vs. Top Seed  
Team B wins tie-break based on wins vs. top seed.

## Softball

**Seeding:** The seeds for the West Region Tournament shall be determined based on each team's overall regular-season conference finish. The regular season champion shall earn the top seed in the tournament. The remaining seeds are then determined based on their conference winning percentage. Once all seeds are determined, the top 8 seeds will advance to the tournament and be placed accordingly into the bracket. In the event of a tie for a particular seed, the seed will be determined as follows:

### 1. Most Points in WDA games

If still tied...

### 2. Record in Head-to-Head meetings.

If still tied...

### 3. Run differential among tied teams (7-run maximum).

If still tied...

### 4. Winning Percentage in all WDA Region Counter games

If still tied...

### 5. Run differential among all teams in the conference (7-run maximum).

If still tied...

### 6. Coin Flip

## Notes

--Determining seeds must start with No. 1 and then No. 2..No. 3..No. 4 and so forth until all seeds are determined.

--For all ties involving three or more teams, once the tie is broken and the highest-seeded team is determined, the remaining tied teams will revert back to Tie-Break No. 1.

## Tie-Break Scenarios

### Two Teams

Team A and Team B each finished with 17 points in the conference regular season standings. Therefore, a tie-breaker is necessary to properly seed the teams into the region tournament.

#### Tie-Break Criteria No. 1

##### Most Points in conference games

Team A has 19 points (13-13; 8-8 in pod; 6-4 out of pod)

Team B has 19 points (15-11; 11-5 in pod; 4-6 out of pod)

Since Team A and B remained tied after Tie-Break Criteria No. 1 they both move on to Tie-Break Criteria No. 2

#### Tie-Break Criteria No. 2

##### Record in Head to Head meetings

Team A is 1-1

Team B is 1-1

Since Team A and B remained tied after Tie-Break Criteria No. 2 then they move to Tie-Break Criteria No. 3

#### Tie-Break Criteria No. 3

##### Run differential among tied teams (7-run maximum)

Team A has a run differential of 0 (won 19-9; Lost 2-13)

Team B has a run differential of 0 (won 13-2; Lost 9-19)

Since Team A and B remained tied after Tie-Break Criteria No. 3, then they move to Tie-Break Criteria No. 4

#### Tie-Break Criteria No. 4

##### Winning percentage among tied teams

Team A: winning percentage is .500

Team B: winning percentage is .500

Since Team A's winning percentage is higher than C, they win the tie-break.

#### Tie-Break Criteria No. 4

## Winning percentage among tied teams

Team A winning percentage is .500  
Team B winning percentage is .576  
Since Team B had a higher winning percentage, they win the tie-break.

### Three or more teams

Team A, Team B and Team C all finished with 21 points in the conference regular season standings. Therefore, a tie-breaker is necessary to properly seed the teams into the region tournament.

#### Tie-Break Criteria No. 1

##### Most Points in WDA games

Team A: 21 Points (15-11; 9-7 in pod; 6-4 out of pod)

Team B: 21 Points (14-12; 7-9 in pod; 7-3 out of pod)

Team C: 21 Points (13-13; 5-11 in pod; 8-2 out of pod)

Since Team A, B and C are tied with points, we go to Tie-Break Criteria No. 2.

#### Tie-Break Criteria No. 2

##### Record in Head-to-Head meetings

Team A is 4-4 (2-2 vs. B; 1-1 vs. C)

Team B has 4-4 (2-2 vs. A; 1-1 vs. C)

Team C has 2-2 (1-1 vs. B; 1-1 vs. A)

Since Team A, B and C remained tied after Tie-Break Criteria 2, we move to Tie-Break Criteria No. 3

#### Tie-Break Criteria No. 3

##### Run differential among tied teams (7-run maximum)

Team A has a minus 2 run differential

Team B has plus 5 run differential

Team C has minus 3 run differential

Since Team B's run differential is better than A and C, than B wins the tiebreak. Now, we go back to Tie-Break Criteria No. 1 to break the remaining tie of A and C.

#### Tie-Break Criteria No. 1

##### Most Points in WDA games

Team A: 21 Points (15-11; 9-7 in pod; 6-4 out of pod)

Team C: 21 Points (13-13; 5-11 in pod; 8-2 out of pod)

Since Team A and C are tied after Tie-Break No. 1, move to Tie-Break No. 2.

#### Tie-Break Criteria No. 2

##### Record in Head-to-Head meetings

Team A is 1-1 record (1-1 vs. C)

Team C is 1-1 record (1-1 vs. A)

Since Team A and C remained tied after Tie-Break Criteria No. 2, we move to Tie-Break No. 3

#### Tie-Break Criteria No. 3

##### Run differential among tied teams (7-run maximum)

Team A has a minus 2 run differential

Team C has minus 3 run differential

Since Team A and C remained tied after Tie-Break Criteria No. 3, we go to Tie-Break No. 4

#### Tie-Break Criteria No. 4

##### Winning percentage among tied teams

Team A: winning percentage is .500

Team C: winning percentage is .500

Since Team A's winning percentage is higher than C, they win the tie-break.

## Baseball

**Seeding:** The seeds for the West Region Tournament shall be determined based on each team's overall regular-season conference finish. The regular season champion shall earn the top seed in the tournament. The remaining seeds are then determined based on their conference winning percentage. Once all seeds are determined, the top 8 seeds will advance to the tournament and be placed accordingly into the bracket. In the event of a tie for a particular seed, the seed will be determined as follows:

### 1. Winning Percentage in conference games.

If still tied...

### 2. Most wins in Head-to-Head meetings.

If still tied...

### 3. Run differential among tied teams (7-run maximum).

If still tied...

### 4. Run differential among all teams in the conference (7-run Maximum).

If still tied...

### 5. Coin Flip

## Notes

--Determining seeds must start with No. 1 and then No. 2..No. 3..No. 4 and so forth until all seeds are determined.

--For all ties involving three or more teams, once the tie is broken and the highest-seeded team is determined, the remaining tied teams will revert back to Tie-Break No. 1

## Tie-Break Scenarios

### Two Teams

Team A and Team B each finished with 16-16 records in the conference regular season standings. Therefore, a tie-breaker is necessary to properly seed the teams into the region tournament.

#### Tie-Break Criteria No. 1

##### Winning percentage among tied teams

Team A has a .500 winning percentage in conf. games

Team B has a .500 winning percentage in conf. games

Since Team A and B remained tied after Tie-Break Criteria No. 1 then they move to Tie-Break Criteria No. 2 (Head to Head meetings).

#### Tie-Break Criteria No. 3

##### Most wins in Head to Head meetings among tied teams

Team A has 3 wins in head-to-head play

Team B has 1 win in head to head play

Therefore, Team A wins the tie-breaker since it has more head to head wins

### Three or more teams (Example 1)

Team A, Team B and Team C all finished with 9-9 records in the conference regular season standings.

Therefore, a tie-breaker is necessary to properly seed the teams into the region tournament.

#### Tie-Break Criteria No. 1

##### Winning percentage among tied

## teams

Team A has a .500 winning percentage in conf. games

Team B has a .500 winning percentage in conf. games

Team C has a .500 winning percentage in conf. games

Since Teams A, B and C remained tied after Tie-Break Criteria they both move on to Tie-Break Criteria No. 2.

#### Tie-Break Criteria No. 2

##### Most wins in Head to Head meetings among tied teams

Team A has 7 wins (3 vs. B; 4 vs. C)

Team B has 3 wins (1 vs. A; 2 vs. C)

Team C has 2 wins (2 vs. B; 0 vs. A)

Team A wins the Tie-Break over Team B and Team C.

Now we have to break the remaining tie with teams B and C. Therefore, we go back to Tie-Break Criteria No. 1.

#### Tie-Break Criteria No. 1

##### Winning percentage among tied teams

Team B has a .500 winning percentage in conf. games

Team C has a .500 winning percentage in conf. games

Since Team B and C remained tied after Tie-Break Criteria No. 1 then they move to Tie-Break Criteria No. 2.

#### Tie-Break Criteria No. 2

##### Most wins in Head to Head meetings among tied teams

Team B has 2 wins

Team C has 2 wins

#### Tie-Break Criteria No. 3

##### Run differential among tied teams (7-run maximum)

Team B has a run differential of plus 3 (defeated C, 7-0, 5-2; lost 3-6, 3-7)

Team C has a run differential of minus 3 (defeated B, 6-3, 7-3; lost 0-7, 2-5)

Team B wins the Tie-Break.

## Wrestling

**Seeding:** The top four finishers in the WDA regular season will be seeded into the Class A Dual Team Tournament. The regular season champion shall earn the No. 1 seed from the West Region. Runner-up shall be seeded No. 2; Third place will be seeded No.3; and fourth place will be seeded No. 4.

In the event of a tie for a particular top four placing, the seed will be determined as follows:

### 1. Most wins in Head-to-Head meetings.

If still tied...

### 2. Won-Loss record among the tied teams.

If still tied...

### 3. Most individual matches won in head to head play among tied teams.

If still tied...

### 4. Most individual matches won against all conference teams.

If still tied...

### 5. Coin flip

If still tied...

## Notes

\*Determining seeds must start with No. 1 and then No. 2..No. 3..No. 4 and so forth until all seeds are determined.

\*For all ties involving three or more teams, once the tie is broken and the highest-seeded team is determined, the remaining tied teams will revert back to the beginning of the applicable tiebreaker.

## Tie-Break Scenarios

### A. Two Teams

Team A and Team B each finished 5-1 in the conference regular season standings. Therefore, a tie-breaker is necessary to determine a Class A Dual Tournament seed.

#### Tie-Break Criteria No. 1

##### Most wins in Head to Head meetings

Team A has 1 win against Team B

Team B has 0 wins against Team A

Team A wins the tie-breaker over Team B.

### B. Three teams

Team A, Team B and Team C each finished 5-1 in the conference regular season standings. Therefore, a tie-breaker is necessary to determine a Class A Dual Tournament seed.

#### Tie-Break Criteria No. 1

##### Most wins in head to head meetings

Team A has 1 win against Team B

Team A has 0 wins against Team C

Team B has 0 wins against Team A

Team B has 1 win against Team C

Team C has 1 win against Team A

Team C has 0 wins against Team B

Since Team A, B and C all have 1 win in head to head meetings, they move on to Tie-Break Criteria No. 2.

#### Tie-Break Criteria No. 2

##### Won-Lost record among tied teams

Team A has a 1-1 record, collectively, against Teams B and C

Team B has a 1-1 record, collectively, against Teams C and A

Team C has a 1-1 record, collectively, against Teams B and A

Since Team A, B and C each have 1-1 records among tied teams, they move on to Tie-Break Criteria No. 3.

#### Tie-Break Criteria No. 3

##### Most individual matches won in head to head play among tied teams.

Team A had 10 match wins against Team B

Team A had 6 match wins against Team C

Team A has won 16 matches, collectively, against B and C.

Team B had 4 match wins against Team A

Team B had 11 match wins against Team C

Team B has won 15 matches, collectively, against A and C

Team C won 3 matches against Team B

Team C won 8 matches against Team A

Team C has won 11 matches, collectively, among tied teams

Team A wins the tie-break over Teams B and C. Now we have break the remaining tie with Team B and Team C, so we revert back to Tie-Break Criteria No. 1.

#### Tie-Break Criteria No. 1

##### Most wins in head to head meetings among tied teams

Team B has 1 win against Team C

Team C has 0 wins against Team B

Team B wins the Tie-break over Team C

### C. Three teams

Team A, Team B and Team C each finished 2-4 in the conference regular season standings. Therefore, a tie-breaker is necessary to determine a Class A Dual Tournament seed.

#### Tie-Break Criteria No. 1

##### Most wins in Head to Head meetings

Team A has 1 win against Team B

Team A has 1 win against Team C

Team B has 0 wins against Team A

Team B has 1 win against Team C

Team C has 0 wins against Team A

Team C has 0 wins against Team B

Team A wins the tie-break over Teams B and C. Now we have to break the remaining tie between Teams B and C and revert back to Tie-Break No. 1.

#### Tie-Break Criteria No. 1

##### Most wins in Head to Head meetings



Team B has 1 win against Team C

Team C has 0 wins against Team B

Team B wins the tie-break over Team C

## 2018-19 Postseason Tournaments

wdasports.org

<b>Girls' Golf</b> West Region Meet, Sept. 24, 2018 Jamestown C.C., Jamestown, N.D. Class A Meet, Oct. 1-2, Jamestown CC, Jamestown, N.D.	<b>Wrestling</b> West Region Tournament, Feb. 9, 2019, TMCHS Belcourt, Belcourt, N.D. Class A Tournament, Feb. 14-16, 2019, Fargodome, Fargo, N.D.	<b>Girls' Tennis</b> West Region Tournament, May 23-25 2019, Hammond Park, Minot, N.D. ND State Tournament, May 30-June 1, 2019 Choice Fitness and Health Center, Grand Forks, N.D.
<b>Boys' Tennis</b> West Region Tournament, Oct. 4-6, 2018, Hammond Park, Minot, N.D. ND State Tournament, Oct. 10-13, 2018, Choice Fitness and Health Center, Grand Forks, N.D.	<b>Gymnastics</b> WDA Championships Feb. 15, 2019, Minot, N.D. Class A Tournament, Feb. 22-23, 2019, Jamestown High School	<b>Boys' Track and Field</b> WDA Championships, May 17 or 18, 2018, Biesiot Activities Center, Dickinson, N.D. Class A Meet, May 24-25, 2019, Bismarck MDU Resources Community Bowl, Bismarck, N.D.
<b>Boys' Soccer</b> WDA Championships, Oct. 4, and 6, 2018, Mandan Dacotah Centennial Park ND State Tournament, Oct. 11-13, 2018, Cushman Field, Grand Forks, N.D.	<b>Boys' Hockey</b> West Region Tournament, Feb. 14-16, 2019, MAYSA Pepsi Rink, Minot, N.D. ND State Tournament, Feb. 21-23, 2019 Fargo Scheels Arena, Fargo, N.D.	<b>Girls' Track and Field</b> WDA Championships, May 17 or 18, 2018, Biesiot Activities Center, Dickinson, N.D. Class A Meet, May 24-25, 2019, Bismarck MDU Resources Community Bowl, Bismarck, N.D.
<b>Boys' Cross Country</b> WDA Championships, Oct. 13, 2018, Pipestem Reservoir, Jamestown, N.D. Class A Meet, Oct. 27, 2018 Pipestem Reservoir, Jamestown, N.D.	<b>Girls' Hockey</b> ND State Tournament, Feb. 22-24, 2019 Fargo Scheels Arena, Fargo, N.D.	<b>Baseball</b> West Region Tournament, May 23-25, 2019, Bismarck Municipal Ballpark, Bis- marck, N.D. Class A Tournament, May 30-June 2, Corbett Field, Minot, N.D.
<b>Girls' Cross Country</b> WDA Championships, Oct. 13, 2018, Pipestem Reservoir, Jamestown, N.D. Class A Meet, Oct. 27, 2018 Pipestem Reservoir, Jamestown, N.D.	<b>Boys' Swimming-Diving</b> WDA Championships, Feb. 23, 2019 Williston Area Recreation Center, Williston, N.D. ND State Meet, March 1-2, 2019 Bismarck Aquatic-Wellness Center, Bis-	<b>Softball</b> West Region Tournament, May 23-25, 2019, Dickinson Class A Tournament, May 30-June 2, 2019, South Hill Complex, Minot, N.D.
<b>Football</b> Class AAA Playoffs, Oct. 26 (quarterfinals) and Nov. 2 (semifinals) Class AA Playoffs, Oct. 27 (quarterfinals) Nov. 3 (semifinals) Dakota Bowl, Nov. 19, 2018 Fargodome	<b>Boys' Basketball</b> West Region Tournament, Feb. 28-March 2, 2019, Bismarck Event Center Class A Tournament, March 7-9, 2018, Bismarck Event Center	<b>Girls' Soccer</b> WDA Championships, May 21 and 23, 2019, Mandan Dacotah Centennial Park, Mandan, ND. ND State Tournament, May 30-June 1, 2019, Rotary Field, Jamestown, N.D.
<b>Girls' Swimming-Diving</b> WDA Championships, Nov. 3, 2018, Jamestown High School, Jamestown, N.D. ND State Tournament, Nov. 9-10, 2017, Hulbert Aquatic Center, West Fargo, N.D.	<b>Girls' Basketball</b> West Region Tournament, Feb. 28-March 2, 2019, Bismarck Event Center Class A Tournament, March 7-9, 2018, Bismarck Event Center	<b>Boys' Golf</b> WDA Meet, May 28, 2019, TMCHS/Dun- seith, N.D., Garden Gate G.C. Class A Meet, June 3-4, 2019, Fargo, N.D.
<b>Volleyball</b> West Region Tournament, Nov. 8-10, 2018, Williston High School, Williston, N.D. Class A Tournament, Nov. 15-17, 2017, Minot, N.D.		

Tournaments are subject to change

## Future Postseason WDA/West Region Tournament Sites

Sport	2018-19	2019-20	2020-21	2021-22	2022-23	2023-24
Girls' Golf	Jamestown	Williston	Minot	Bismarck	TBA	TBA
Boys' Tennis	Minot	Bismarck	Minot	Bismarck	Minot	Bismarck
Boys' Soccer	Mandan	Mandan	Mandan	Mandan	Mandan	Mandan
Volleyball	Williston	Jamestown	Dickinson	Bismarck	Minot	Mandan
Girls' Swim/Dive	Jamestown	Bismarck	Williston	Bismarck	Bismarck	TBA
Boys'-Girls' C-Country	Jamestown	Minot	Bismarck	Dickinson	Williston	TBA
Wrestling	Belcourt	Minot	Jamestown	Dickinson	Williston	Minot
Boys' Hockey	Minot	Bismarck	Minot	Bismarck	Minot	Bismarck
Gymnastics	Minot	Mandan	Jamestown	Dickinson	TBA	TBA
Boys'-Girls' Basketball	Bismarck	Bismarck	Bismarck	Bismarck	Bismarck	Bismarck
Boys' Swim/Dive	Williston	Williston	Bismarck	Jamestown	TBA	TBA
Baseball	Bismarck	Dickinson	Mandan	Jamestown	Minot	Williston
Softball	Dickinson	Minot	Bismarck	Jamestown	Mandan	TBA
Boys'-Girls' Track-Field	Dickinson	Bismarck	Dickinson	Bismarck	Dickinson	Bismarck
Boys' Golf	TMCHS/ Dunseith	St. Mary's	Williston	Mandan*	TBA	Minot*
Girls' Tennis	Minot	Bismarck	Minot	Bismarck	Bismarck	Minot
Girls' Soccer	Mandan	TBA	TBA	TBA	TBA	TBA

Note: There are no WDA/West Region postseason tournaments in girls' hockey or football  
 Schedule subject to change  
 TBA: To Be Announced