

Yorktownne[®]

RICH IN STYLE. DEEP IN SPIRIT.



SELECTION GUIDE


DOOR STYLES • WOOD SPECIES • FINISHES

EXPLORE *the* POSSIBILITIES

At the center of every home is the kitchen, where your personal style and pride are on full display for every guest and loved one. We're honored to be a part of creating that warm, inviting space for your family, and are committed to making beautiful, high-quality products for your home. For over 100 years, we've been manufacturing our cabinets here in America. We hand-craft each cabinet with care for elegant, long-lasting cabinetry that will see your family through the years.

Because we offer a nearly limitless array of styles, finishes, and modifications, we created this Selection Guide to help you choose the cabinetry options that best reflect your personal taste and the way you live. Share your ideas with your designer, who will help you plan the perfect room. The end result will be a stunning pairing of style and function that garners oohs and aahs all around.

(Classic) **Clayton** in White Icing Classic, and Eagle Rock Sable Glaze and Highlight on cherry accents
COVER: (Historic) **Logan** in Smoke on cherry and Gale Classic




HISTORIC SERIES

WOOD SPECIES | PRICE GROUP


- A: Knotty Alder
- C: Cherry
- M: Maple
- D: MDF
- Q: Quartersawn Oak

AMORY
Irish Crème Classic



A | 9
C | 9
M | 8
Q | 9

BAXTER
Peppercorn Ebony Glaze and Highlight on knotty alder



A | 9
C | 9
M | 8

BELFAST
Smoke on knotty alder



A | 6
C | 6
M | 5

BRENTFORD
natural on knotty alder



A | 4
C | 4
M | 3
D | 1

BROCKTON
Tidal Classic



A | 4
C | 4
M | 2
Q | 2

BURBANK
White Icing Pewter Highlight



A | 6
C | 6
M | 5

CLARK
Tumbleweed Burnt Sienna Glaze and Highlight on maple



A | 8
C | 8
M | 7

COLBY
Peppered Appaloosa on maple



A | 6
C | 6
M | 6

CORSICA
Sea Salt Classic



A | 2
C | 2
M | 1
D | 1

DEARBORN
Peppercorn Ebony Glaze and Highlight on cherry




A | 7
C | 7
M | 6

DIXON
Blush Classic



A | 8
C | 8
M | 7

GRAYSON
Magnolia Classic



C | 9
M | 8
Q | 7

LANGDON
Bay Leaf Classic



A | 2
C | 2
M | 1
D | 1
Q | 1

LEXINGTON
Eucalyptus Classic




A | 8
C | 8
M | 7

LOGAN
Silver Appaloosa on cherry



C | 6
M | 5

MALLORY
White Icing Classic



A | 5
C | 5
M | 4

MONTEGO
Peppered Appaloosa on knotty alder



A | 5
C | 5
M | 4

MORRIS
Cappuccino Burnt Sienna
Glaze and Highlight on cherry



A | 3
C | 3
M | 2
Q | 2

OSLO
Greystone on quartersawn oak



A | 6
C | 6
M | 5
Q | 5

PENNINGTON
Sandalwood on maple



C | 6
M | 5

ROCHELLE
Irish Crème Classic



A | 5
C | 5
M | 4
D | 2

ROCKWELL
Greystone on quartersawn oak




C | 7
M | 6
Q | 6

ROMA
Frappe Classic



A | 8
C | 8
M | 7

SALINGER
Chai Latte Classic



A | 5
C | 5
M | 4
Q | 4

WELLS
White Chocolate Classic



A | 8
C | 8
M | 7

WHEATON
Earl Grey Classic



A | 8
C | 8
M | 7

The Historic line includes two standard face frame options and two standard hinge types.

FACE FRAME OPTIONS

- Beaded face frame includes a rounded groove within the face frame, closest to the doors/drawer fronts.
- Non-beaded face frame maintains original specifications.



Beaded



Non-beaded

HINGE OPTIONS

- Concealed hinge with integrated Quiet Close (not visible from the cabinet exterior).
- Barrel hinges include a finial detail; are visible from the exterior and are offered in four finishes.



Flat Black



Antique Brass



Nickel



Oil Rubbed Bronze

ICONIC SERIES

ONE STYLE: FOUR OPTIONS

Yorktowne makes it easy to create a style truly inspired by you. You can choose your door style as well as the center panel to create a unique look. Raised, reverse raised, flat, beaded—the pick your panel option is available on a variety of door styles.

All of our style options can be seen on pages 8-9. The corresponding panel options, with species availability and price group information, are shown in the charts below.



PICK-A-PANEL DOOR STYLES PRICE GROUP CHART

DOOR STYLE	FLAT PANEL								REVERSE RAISED								RAISED								BEADED							
	CHERRY	HICKORY	KNOTTY ALDER	MDF	MAPLE	RUSTIC MAPLE	OAK	QS OAK	CHERRY	HICKORY	KNOTTY ALDER	MDF	MAPLE	RUSTIC MAPLE	OAK	QS OAK	CHERRY	HICKORY	KNOTTY ALDER	MDF	MAPLE	RUSTIC MAPLE	OAK	QS OAK	CHERRY	HICKORY	KNOTTY ALDER	MDF	MAPLE	RUSTIC MAPLE	OAK	QS OAK
Abilene	7	5	7	-	6	6	5	-	8	6	8	-	7	7	6	-	8	6	8	-	7	7	6	-	9	7	9	-	8	8	7	-
Ambrosia	6	-	-	-	5	-	-	-	9	-	-	-	8	-	-	-	9	-	-	-	8	-	-	-	10	-	-	-	9	-	-	-
Brockton	3	1	3	-	2	2	1	8	6	4	6	-	5	5	4	11	6	4	6	-	5	5	4	11	7	5	7	-	6	6	5	12
Clark	6	-	6	-	5	-	5	-	11	-	11	-	10	-	9	-	11	-	11	-	10	-	9	-	12	-	12	-	11	-	10	-
Colby	6	4	6	-	5	-	5	-	10	8	10	-	9	-	8	-	10	8	10	-	9	-	8	-	11	9	11	-	10	-	9	-
Crowley	3	1	5	1	2	2	1	-	7	3	7	3	4	4	3	-	7	3	7	3	4	4	3	-	8	4	8	-	5	5	4	-
Dearborn	4	2	4	-	3	3	2	-	6	4	6	-	5	5	4	-	6	4	6	-	5	5	4	-	7	5	7	-	6	6	5	-
Dixon	8	6	8	-	7	-	6	-	10	8	10	-	9	-	8	-	10	8	10	-	9	-	8	-	11	9	11	-	10	-	9	-
Durango	2	1	3	-	1	1	1	-	5	1	5	-	2	2	1	-	5	1	5	-	2	2	1	-	6	2	6	-	3	3	2	-
Evan	5	3	5	-	4	4	4	-	9	7	9	-	8	8	7	-	9	7	9	-	8	8	7	-	10	8	10	-	9	9	8	-
Higgins	2	1	3	-	1	1	1	-	5	1	5	-	2	2	1	-	5	1	5	-	2	2	1	-	6	2	6	-	3	3	2	-
Holton	6	4	6	3	5	5	4	-	7	5	7	5	6	6	5	-	7	5	7	5	6	6	5	-	8	6	8	-	7	7	6	-
Jefferson	4	2	4	-	3	3	2	-	8	6	8	-	7	7	6	-	8	6	8	-	7	7	6	-	9	7	9	-	8	8	7	-
Logan	8	6	-	-	7	-	6	-	11	8	-	-	9	-	9	-	11	8	-	-	9	-	9	-	12	9	-	-	10	-	10	-
Mallory	4	2	4	-	3	3	2	-	8	6	8	-	7	7	6	-	8	6	8	-	7	7	6	-	9	7	9	-	8	8	7	-

ONE PICK YOUR STYLE

DIXON



See Section 200 of your Iconic Specifications Manual for additional details.

TWO PICK YOUR PANEL



Raised Panel



Flat Panel



Reverse Raised



Beaded Panel

PICK-A-PANEL DOOR STYLES PRICE GROUP CHART

DOOR STYLE	FLAT PANEL								REVERSE RAISED								RAISED								BEADED							
	CHERRY	HICKORY	KNOTTY ALDER	MDF	MAPLE	RUSTIC MAPLE	OAK	QS OAK	CHERRY	HICKORY	KNOTTY ALDER	MDF	MAPLE	RUSTIC MAPLE	OAK	QS OAK	CHERRY	HICKORY	KNOTTY ALDER	MDF	MAPLE	RUSTIC MAPLE	OAK	QS OAK	CHERRY	HICKORY	KNOTTY ALDER	MDF	MAPLE	RUSTIC MAPLE	OAK	QS OAK
Millgate	6	4	6	-	5	5	4	7	7	5	7	-	6	6	5	8	7	5	7	-	6	6	5	8	8	6	8	-	7	7	6	9
Morris	5	3	5	-	4	4	3	8	7	5	7	-	6	6	5	10	7	5	7	-	6	6	5	10	8	6	8	-	7	7	6	11
Rigby	7	5	7	-	6	6	5	-	8	6	8	-	7	7	6	-	8	6	8	-	7	7	6	-	9	7	9	-	8	8	7	-
Rochelle	6	4	6	3	5	5	4	-	8	6	8	6	7	7	6	-	8	6	8	6	7	7	6	-	9	7	9	-	8	8	7	-
Roma	7	-	7	-	6	-	-	-	9	-	9	-	8	-	-	-	9	-	9	-	8	-	-	-	10	-	10	-	9	-	-	-
Salinger	6	4	6	-	5	5	4	7	7	5	7	-	6	6	5	8	-	-	-	-	-	-	-	-	8	6	8	-	7	7	6	9
Shaw	4	2	4	2	3	3	2	-	7	5	7	5	6	6	5	-	7	5	7	5	6	6	5	-	8	6	8	-	7	7	6	-
Steinbeck	2	1	3	-	1	1	1	-	5	1	5	-	2	2	1	-	5	1	5	-	2	2	1	-	6	2	6	-	3	3	2	-
Vera	8	-	-	-	7	-	-	-	9	-	-	-	8	-	-	-	9	-	-	-	8	-	-	-	10	-	-	-	9	-	-	-
Wallis	8	-	8	-	7	-	-	-	11	-	11	-	10	-	-	-	11	-	11	-	10	-	-	-	12	-	12	-	11	-	-	-
Wells	7	5	7	-	6	6	5	-	10	8	10	-	9	9	8	-	-	-	-	-	-	-	-	-	11	9	11	-	10	10	9	-
Westcliffe	3	1	5	-	2	2	1	-	7	3	7	-	4	4	3	-	7	3	7	-	4	4	3	-	8	4	8	-	5	5	4	-
Wheaton	5	3	5	-	4	4	3	-	9	7	9	-	8	8	7	-	9	7	9	-	8	8	7	-	10	8	10	-	9	9	8	-
Yale	7	-	-	-	6	-	-	-	9	-	-	-	8	-	-	-	9	-	-	-	8	-	-	-	10	-	-	-	9	-	-	-

ICONIC SERIES

PICK-A-PANEL DOOR STYLES

Wood species availability and price group information on pages 6-7.

ABILENE Raised Panel



Full Overlay

Cottage White Sheer on oak

AMBROSIA Raised Panel



Full Overlay

Tumbleweed Burnt Sienna Glaze and Highlight on maple

BROCKTON Reverse Raised Panel



Full Overlay

Earl Grey Classic

CLARK Raised Panel



Full Overlay

White Icing Classic

COLBY Raised Panel



Full Overlay

Silver Appaloosa on maple

CROWLEY Raised Panel



Full Overlay

Dusk Classic

DEARBORN Raised Panel



Full Overlay

Amaretto on knotty alder

DIXON Raised Panel



Full Overlay

Peppercorn on cherry

DURANGO Beaded Panel



Half Overlay

Smoke Ebony Glaze and Highlight on knotty alder

EVAN Beaded Panel



Full Overlay

Divinity Burnt Sienna Highlight

HIGGINS Raised Panel



Half Overlay

Natural on knotty alder

HOLTON Raised Panel



Full Overlay

Gale Classic

JEFFERSON Raised Panel



Full Overlay

Celeste Classic

LOGAN Flat Panel



Full Overlay

Buff Classic

MALLORY Raised Panel



Full Overlay

Magnolia Classic

MILLGATE Flat Panel



Full Overlay

Dried Lavender Classic

MORRIS Reverse Raised Panel



Full Overlay

Eucalyptus Classic

RIGBY Flat Panel



Full Overlay

French Roast Sable Highlight on hickory

ROCHELLE Flat Panel



Full Overlay

Frappé Ebony Highlight

ROMA Raised Panel



Full Overlay

Bay Leaf Classic

SALINGER Beaded Panel



Full Overlay

Eagle Rock Sable Highlight on rustic maple

SHAW Flat Panel



Full Overlay

Sea Salt Classic

STEINBECK Raised Panel



Half Overlay

Carriage Black Ebony Glaze with Heirloom Distressing on maple

VERA Raised Panel



Full Overlay

Billow Classic

WALLIS Raised Panel



Full Overlay

Cappuccino on knotty alder


WELLS Reverse Raised Panel



Full Overlay

Peppered Appaloosa on knotty alder

WESTCLIFFE Flat Panel



Full Overlay

Buckskin Appaloosa on cherry

WHEATON Raised Panel



Full Overlay

Eagle Rock Sable Glaze and Highlight on knotty alder

YALE Reverse Raised Panel



Full Overlay

Amaretto Ebony Glaze and Highlight on maple

ICONIC SERIES

SPECIALTY DOOR STYLES

WOOD SPECIES | PRICE GROUP

- A: Knotty Alder
- C: Cherry
- D: MDF
- H: Hickory
- M: Maple
- R: Rustic Maple
- O: Oak
- Q: Quartersawn Oak
- SC: Straight-Grain Cherry
- SM: Straight-Grain Maple
- SQ: Straight-Grain Quartersawn Oak

BELFAST



A | 5
C | 5
M | 4

Full Overlay

Cappuccino on cherry

CASPER



H | 6

Full Overlay

Tumbleweed on hickory

GILMORE



C | 5
M | 4
R | 4
O | 3

Full Overlay

Peppered Appaloosa on cherry

GRAYSON



C | 10
M | 9
O | 8
Q | 11

Full Overlay

Sandalwood Burnt Sienna Glaze and Highlight on oak

MONTEGO



A | 10
C | 10
H | 8
M | 9
R | 9
O | 8

Full Overlay

Eagle Rock Sable Glaze and Highlight on maple

NICOLLET



D | 4
SC | 7
SM | 5
SQ | 8

Full Overlay

Islander Dry Brush on straight-grain quartersawn oak

PENNINGTON



C | 10
M | 9

Full Overlay

White Chocolate Classic

ROCKWELL



C | 12
M | 11
O | 11
Q | 12

Full Overlay

French Roast Sable Highlight on quartersawn oak

TULSA



H | 7
R | 8

Full Overlay

Natural on hickory

FULL OVERLAY VS. HALF OVERLAY

Iconic and Classic door styles are either full or half overlay. Full overlay door styles cover almost the entire face frame when closed. Half overlay door styles cover part of the face frame when closed. Both overlay styles are structurally sound, the difference is purely aesthetic.



Full Overlay



Half Overlay

CLASSIC SERIES

WOOD SPECIES | PRICE GROUP

- A: Knotty Alder
- C: Cherry
- D: MDF
- H: Hickory
- M: Maple
- O: Oak
- Q: Quartersawn Oak
- T: Thermofoil



Jennings

OPTIONAL UPGRADE TO FIVE-PIECE DRAWER FRONT

Most standard Classic drawer fronts are slab. Yorktowne offers the option to upgrade to a five-piece drawer front that matches the door style chosen. Five-piece drawer fronts are another way Yorktowne can make cabinets unique to you.



Calhoun



Clayton



Courtland



Cullen, Fillmore



Evelyn



Everett



Freemont



Henning



Lansing



Stillwater



Webber

ANDOVER



T | 6

White on thermofoil

Full Overlay

CALHOUN



C | 9
M | 7

Peppercorn on cherry

Full Overlay

CLAYTON



A | 7
C | 7
M | 5
O | 3

Hazelnut Burnt Sienna Highlight on maple

Half Overlay

COURTLAND



C | 8
M | 7
O | 5

Smoke on maple

Full Overlay

CLASSIC SERIES

WOOD SPECIES | PRICE GROUP

- A: Knotty Alder
- C: Cherry
- D: MDF
- H: Hickory
- M: Maple
- O: Oak
- Q: Quartersawn Oak
- T: Thermofoil

CULLEN



A | 8
C | 8
H | 6
M | 6

Full Overlay

Natural Burnt Sienna Highlight on cherry

DEVIN




D | 6

Full Overlay

Irish Crème Classic

EVELYN



A | 8
C | 8
H | 6
M | 6
O | 6

Full Overlay

Amaretto Ebony Highlight on knotty alder

EVELYN



T | 6

Full Overlay

White on thermofoil

EVERETT



C | 7
M | 5

Full Overlay

Onyx on maple

FILLMORE



A | 8
C | 8
H | 6
M | 6

Full Overlay

Sandalwood Burnt Sienna Highlight on maple

FREEMONT




M | 3
O | 2

Half Overlay

Ginger Snap Ebony Glaze and Highlight on maple

HENNING



A | 5
C | 5
D | 4
H | 4
M | 4
O | 4

Full Overlay

White Icing Classic

JENNINGS



C | 7
M | 5

Full Overlay

White Chocolate Classic

LANSING



A | 4
C | 4
D | 1
H | 3
M | 3
O | 3

Full Overlay

Frappe Classic

LENNON



C | 4
H | 1
M | 2
O | 1

Full Overlay

Cottage White on oak

STILLWATER



A | 6
C | 6
D | 3
H | 5
M | 5
O | 5

Full Overlay

Sea Salt Classic

WEBBER



C | 7
M | 5
O | 4

Full Overlay

Castle Rock Sheer on oak

WOOD SPECIES

OAK

Available in ICONIC and CLASSIC

- Open grain patterns vary from close-knit and vertical to prominent and arched
- Colors range from light tan and pink to medium dark red and brown
- May contain small mineral streaks and some pin knots

QUARTERSAWN OAK

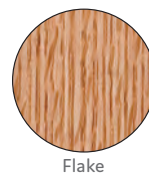
Available in HISTORIC and ICONIC

- Quartered and cut at a 90-degree angle to the growth ring of the tree to create close-knit vertical grain pattern
- Exposes a beautiful aspect of the grain called flake
- Colors range from light tan and pink to medium dark red and brown
- Dense, heavy wood that is very strong and resists shock
- Typical in Mission or Arts and Crafts styling


OAK CHARACTERISTICS



QUARTERSAWN OAK CHARACTERISTICS



QUARTERSAWN OAK AND OAK STAINS



* Finish not available on Quartersawn Oak
 ** Finish not available on Oak
 † Finish not available in Classic
 Classic glazes available in Highlight only.




(Iconic) Salinger Flat Panel in Natural on quartersawn oak



(Classic) Henning in Natural on oak

QUARTERSAWN OAK AND OAK GLAZES

Available in Highlight, or Glaze and Highlight.



HIGHLIGHT ONLY

Hand brushing glaze on select profiles of doors, drawer fronts, moldings, and accessories to accent and define detail without changing the overall base color.

GLAZE AND HIGHLIGHT

Glazing to change the base color and highlighting to define details on doors, drawer fronts, moldings, and accessories.

Smoke




(Iconic) Crowley Raised Panel in Natural on cherry

CHERRY

Available in Historic, Iconic and Classic

- Rich color and smooth, flowing grain patterns
- Color varies from light pink to dark brown; variations are more prominent with lighter stains
- Will darken or mellow with age, a change that is more noticeable with light stains—sun exposure greatly accelerates this process

CHERRY CHARACTERISTICS



Pin knots

Mineral streaks

Pitch pockets

Sap wood

CHERRY STAINS



Cappuccino†

Peppercorn

Natural

Tumbleweed

Sandalwood

Pecan

Chestnut

Amaretto

Rumberry†

Eagle Rock

French Roast†

Ginger Snap


Brandywine

Smoke

Espresso

Onyx

CHERRY GLAZES Available in Highlight, or Glaze and Highlight.



Cappuccino Burnt Sienna Glaze†

Peppercorn Ebony Glaze†

Natural Burnt Sienna Glaze

Tumbleweed Burnt Sienna Glaze

Sandalwood Burnt Sienna Glaze

Pecan Burnt Sienna Glaze

Harvest Bronze Ebony Glaze*

Amaretto Ebony Gaze

Rumberry Ebony Glaze†

Eagle Rock Sable Glaze†

French Roast Sable Glaze†

Ginger Snap Ebony Glaze

Brandywine Ebony Glaze

Smoke Ebony Glaze

† Finish not available in Classic
 * Only available in Glaze and Highlight
 Classic glazes available in Highlight only.



KNOTTY ALDER

Available in HISTORIC, ICONIC and CLASSIC

- A rich-looking wood that blends well with cherry
- Color is very uniform light brown with a reddish tinge
- Fairly straight-grained, uniform texture
- Contains pin knots, open and closed knots of various sizes, checking and mineral streaks which are typical and not considered defects. Knots may be in locations which affect hardware placement.

KNOTTY ALDER CHARACTERISTICS



Checking

Pin knots

Mineral streaks

Open knots


Closed knots

(Iconic) Crowley Reverse Raised Panel in Chestnut Ebony Highlight on knotty alder

KNOTTY ALDER STAINS



Cappuccino†



Peppercorn



Natural




Tumbleweed



Sandalwood



Hazelnut



Chestnut




Amaretto




Rumbeerry†




Eagle Rock†




French Roast†



Walnut



Onyx



Smoke

KNOTTY ALDER GLAZES Available in Highlight, or Glaze and Highlight.



Cappuccino Burnt Sienna Glaze†



Peppercorn Ebony Glaze†



Natural Burnt Sienna Glaze



Tumbleweed Burnt Sienna Glaze



Sandalwood Burnt Sienna Glaze




Hazelnut Burnt Sienna Glaze



Harvest Bronze Ebony Glaze*†




Chestnut Ebony Glaze†



Amaretto Ebony Glaze



Rumbeerry Ebony Glaze†




Eagle Rock Sable Glaze†



French Roast Sable Glaze†



Walnut Ebony Glaze†



Smoke Ebony Glaze

† Finish not available in Classic

*Only available in Glaze and Highlight

Classic glazes available in Highlight only.



(Iconic) Dixon Flat Panel in Hazelnut on maple



(Iconic) Holton Reverse Raised Panel in Hazelnut on rustic maple

MAPLE

Available in HISTORIC, ICONIC and CLASSIC

- Smooth texture with tight, uniform grain patterns
- Color is creamy white, varying slightly from almost bright white to light pink or reddish brown
- Contains a natural resin that causes the wood to turn amber as it ages, a change that is more noticeable with light stains. Sun exposure greatly accelerates this process.

RUSTIC MAPLE

Available in ICONIC

- A dense hardwood with smooth texture and closed grain pattern
- Colors range from creamy whites and light tans to almost black in knotty areas. Bark pockets and mineral streaks can be evident in a single stave of wood.
- Color shift is more evident in lighter finishes
- Medium and dark finishes obscure much of the wood's color variation and the overall finish appears more consistent

MAPLE CHARACTERISTICS



Mineral streaks

Curly grain

RUSTIC MAPLE CHARACTERISTICS



Open knot

Worm holes

Worm tracking

Mineral streaks

Vibrant color

Closed knot

Bark pockets

Non-structural splits

RUSTIC MAPLE AND MAPLE STAINS



Champagne†

Natural

Tumbleweed

Sandalwood

Hazelnut

Chestnut

Amaretto

Rumberry†

Ginger Snap

Eagle Rock

French Roast†


Brandywine

Smoke

Onyx*

Espresso*

RUSTIC MAPLE AND MAPLE GLAZES Available in Highlight, or Glaze and Highlight.



Champagne Burnt Sienna Glaze†

Natural Burnt Sienna Glaze

Tumbleweed Burnt Sienna Glaze

Sandalwood Burnt Sienna Glaze

Hazelnut Burnt Sienna Glaze

Harvest Bronze Ebony Glaze† **

Amaretto Ebony Glaze

Rumberry Ebony Glaze†

Ginger Snap Ebony Glaze

Eagle Rock Sable Glaze*†

French Roast Sable Glaze†

Brandywine Ebony Glaze

Smoke Ebony Glaze

† Finish not available in Classic
 * Finish not available on Rustic Maple
 ** Only available in Glaze and Highlight
 Classic glazes available in Highlight only.




(Iconic) Colby Raised Panel in Pecan on hickory

HICKORY

Available in ICONIC and CLASSIC

- Can vary dramatically in color within a single piece of wood; from almost white to a deep, dark brown
- Bold, prominent grain patterns give it a rustic appearance
- Burls, pin knots, mineral streaks and small, sound knots are typical and are not considered defects

HICKORY CHARACTERISTICS



Pin knots

Mineral streaks

Burl

Small sound knots

HICKORY STAINS



Champagnet†

Natural

Tumbleweed

Sandalwood

Pecan

Rumberry†

Amaretto

French Roast†

Smoke

HICKORY GLAZES Available in Highlight, or Glaze and Highlight.



Tumbleweed
Burnt Sienna Glaze

Sandalwood
Burnt Sienna Glaze

Rumberry Ebony
Glaze†

Amaretto Ebony
Glaze†

French Roast
Sable Glaze†

Smoke Ebony
Glaze

† Finish not available in Classic



(ICONIC) Rochelle Flat Panel in Macchiato Ebony Highlight on MDF

MDF (Medium Density Fiberboard)

Available in HISTORIC, ICONIC and CLASSIC

- An engineered wood product with a smooth surface and a consistent core.
- Painted MDF is durable and more resistant to warping, expansion and contraction than solid hardwoods.
- MDF is available in select door styles in Classic Paints and Classic Paints with Highlight or Glaze and Highlight.
- See page 18-19 for available paint and glaze colors.

FINISHES

CLASSIC PAINTS

Available in HISTORIC and ICONIC
 Select colors available in CLASSIC

Yorktowne's Classic Paint finishes offer lustrous color and completely opaque coverage plus the flexibility to design with simplicity or sophistication.

Photo left: (Iconic) Clark Raised Panel in Divinity Classic




CLASSIC PAINT CHARACTERISTICS

① Even coverage, ② Lustrous color

MAPLE AND MDF CLASSIC PAINTS

					
Magnolia	Sea Salt*	White Icing*	Divinity*	White Chocolate*	Buff
					
Fauna	Safari	Gazelle	Irish Crème*	Chai Latte*	Macchiato*
					
Sandpiper	Frappe*	Earl Grey*	Carriage Black*	Gray Owl	London Fog
					
Perfect Storm	Dusk	Gale	Celeste	Billow	Lakeshore
					
Tidal	Marine	Bay Leaf	Aloe	Eucalyptus	Cypress
					
Sumac	Cayenne	Spanish Paprika	Buttercream	Saffron	Curry
					
Dried Lavender	Blush				

ADDITIONAL WOOD SPECIES



Carriage Black Oak** and Quartersawn Oak*
 Carriage Black Hickory**

* Also available in Classic
 ** Only available in Iconic


PAINT WITH HIGHLIGHT

Available in HISTORIC, ICONIC and CLASSIC


This look is achieved by hand brushing highlights on an enamel base coat. The brush strokes are defined and included on profiles of doors and drawer fronts to enhance detail. The amount of highlight hang-up varies based on door style.

Photo right: (Classic) Henning in Divinity Burnt Sienna Highlight

MAPLE AND MDF HIGHLIGHT PAINTS



* Only available in Historic and Iconic.



HIGHLIGHTED PAINT CHARACTERISTICS

- ① Highlighted profile
- ② Lustrous color



PAINT WITH GLAZE AND HIGHLIGHT

Available in HISTORIC and ICONIC

This look is achieved by adding a glaze and highlight to an enamel base coat. The amount of glaze hang-up varies based on door style.

Photo left: (Iconic) Rochelle Beaded Panel in Saffron Mocha Glaze and Highlight on maple

MAPLE AND MDF PAINT WITH GLAZE AND HIGHLIGHT



PAINT WITH GLAZE AND HIGHLIGHT CHARACTERISTICS


- ① Glaze hang-up
- ② Patina on flat surfaces
- ③ Highlight

PAINT WITH HEIRLOOM DISTRESSING

Available in HISTORIC and ICONIC

This look is achieved by adding a glaze and highlight to an enamel base coat. The amount of glaze hang-up varies based on door style. Random distressing and sand through is also added to create the wear and patina of an heirloom furniture piece.

Photo left: (Iconic) Wallis Raised Panel in Saffron Mocha Glaze and Highlight with Heirloom Distressing on maple



PAINT WITH HEIRLOOM DISTRESSING

① Sanded corners ② Patina on flat surfaces ③ Glaze hang-up ④ Highlight

MAPLE PAINT WITH HEIRLOOM DISTRESSING




Morel Raw Umber
Glaze & Highlight

Saffron Mocha
Glaze & Highlight

Cayenne Sable
Glaze & Highlight

Carriage Black
Ebony Glaze

CARRIAGE BLACK PAINT WITH HEIRLOOM DISTRESSING ON ADDITIONAL WOODS



Cherry

Oak* and
Quartersawn
Oak

Knotty Alder

Hickory*

*Only available in Iconic



ANTIQUÉ DISTRESSING CHARACTERISTICS

① Sanded corners ② Dents ③ Glaze hang-up

ANTIQUÉ DISTRESSING

Available in HISTORIC and ICONIC

Expert craftsmanship creates this antique look by lightly distressing the wood for a subtle, worn appearance. This decorative art form gives the wood a slightly aged feel, adding character and a one-of-a-kind patina. Characteristics inherent in this technique include sanded corners/profiles of doors and drawer fronts, as well as small dings and dents. Antique Distressing available on cherry, knotty alder, maple and rustic maple with glaze and highlight finish in our standard offering. Rustic maple not available in Historic.

Photo: (Iconic) Roma Raised Panel in Harvest Bronze Ebony Glaze and Highlight with Antique Distressing on cherry



LEGACY DISTRESSING CHARACTERISTICS

① Sanded corners and profiles ② Dents ③ Glaze hang-up ④ Worm holes ⑤ Knife marks/chisel marks ⑥ Cowtailing ⑦ Rasping

LEGACY DISTRESSING

Available in HISTORIC and ICONIC

Yorktowne's Legacy Distressed finish is created when our finish experts physically distress the wood to evoke an aged appearance. Along with the characteristics of Antique Distressing, the Legacy finish features rasping, worm holes, chisel marks, and knife splits. In addition to physical distressing elements, cowtailing is applied.

Legacy Distressing available on cherry, knotty alder, maple and rustic maple with glaze and highlight finish in our standard offering. Rustic maple not available in Historic.

Photo: (Iconic) Wallis Raised Panel in Peppercorn Ebony Glaze and Highlight with Legacy Distressing on knotty alder


COASTAL COLLECTION

Available in HISTORIC and ICONIC. Sheer available in CLASSIC.

These color-washed stains allow the natural texture of the wood species selected to show through. Available with subtle dry-brushed accents or in Sheer with semi-transparent coverage.

Photo: (Iconic) Wallis Raised Panel in Islander Dry Brush on maple

AVAILABLE ON MAPLE, OAK AND QUARTERSAWN OAK



Cottage White
Dry Brush

Seagrass
Dry Brush

Islander
Dry Brush

Castle Rock
Dry Brush

Harbor Mist
Dry Brush



Cottage White
Sheer*

Seagrass
Sheer

Islander
Sheer

Castle Rock
Sheer

Harbor Mist
Sheer

*Finish not available on maple




STONE BROOKE COLLECTION

Available in HISTORIC and ICONIC

This unique finish is achieved by artfully brushing multiple glaze materials onto a stained surface. Thicker than a normal glaze, the varying shades of application create a subtle textural feel and appearance. Available on select door styles in quartersawn oak in Historic and oak and quartersawn oak in Iconic.

Photo: (Iconic) Morris Raised Panel in Greystone on oak

STONE BROOKE FINISHES



Greystone

Cobblestone

Boulder

Shale



APPALOOSA COLLECTION

Available in HISTORIC and ICONIC

Appaloosa finish characteristics include a semi-transparent stain, distressing (including sanded corners and profiles, dents, worm holes, knife marks, and cowtailing) and glaze hang-up. Glaze brushed accents are also added to enhance the depth of the finish. All physical and finish elements are hand applied, giving each piece a unique time-worn appearance.

Appaloosa finishes available on maple, rustic maple, cherry, knotty alder. Rustic maple not available in HISTORIC.

Photo: (Iconic) Crowley Raised Panel in Peppered Appaloosa on maple

APPALOOSA FINISHES



Peppered
Appaloosa

Buckskin
Appaloosa

Silver Appaloosa

Dove Appaloosa



FINISH SELECT PROGRAM

Available in HISTORIC and ICONIC

Finish Select uses Stains, Classic Paint, Custom Paint or Coastal colors as the base material, but provides more versatility to achieve the look you want. Take it a step further by including a distressed application.

Once a door style and species is chosen, follow these steps to make your selection. Remember to order and approve a sample door before a final order is placed.



ONE PICK YOUR BASE COLOR

TWO PICK YOUR GLAZE



BURNT SIENNA



EBONY



MOCHA



RAW UMBER



SABLE




PEWTER*

* Available in Highlight only.

THREE
PICK YOUR GLAZE APPLICATION



HIGHLIGHT ONLY



GLAZE AND HIGHLIGHT

FOUR
ADD DRY BRUSH



Light dry-brushed taupe accents available on any base color.

FIVE
PICK YOUR DISTRESSING



HEIRLOOM
Machine dents, sand through



ANTIQUE
Hand dents, round over



LEGACY
Antique plus rasping, worm holes, chisel marks, knife splits, and cowtailing

SIX
PICK YOUR SHEEN

- SATIN
- SEMI-GLOSS



CABINET CONSTRUCTION

OVERLAY CABINETRY EXAMPLE



* end modification shown



INSET CABINETRY EXAMPLE

Historic plywood standard construction shown.

OVERLAY CABINETRY EXAMPLE

Iconic plywood construction shown. Plywood construction is an upgrade.

CLASSIC

ICONIC

HISTORIC

1 INTERIOR	Light maple print	Light maple print	Maple veneer with clear finish
2 FACE FRAME	3/4" thick solid wood		
3 END PANELS	Laminated furniture board	Laminated furniture board	Maple plywood
	1/2" thick - optional upgrade to 3/4" thick plywood		
4 TOP AND BOTTOM	Laminated furniture board	Laminated furniture board	Maple plywood
	1/2" thick		3/4" thick
5 BACK	Furniture board	Furniture board	Maple plywood
	1/8" thick		
6 I-BEAM	Furniture board	Furniture board	Plywood
	Dadoed into end panels to keep cabinet square, 1/2" thick		3/4" thick
7 HANGER RAIL	Furniture board or plywood	Furniture board or plywood	Furniture board or plywood
	1/2" thick - Pocket screwed for superior strength		
8 SHELVES	Laminated furniture board	Laminated furniture board	Maple plywood
	3/4" thick - optional upgrade to roll-out trays		
8 SHELF SUPPORTS SOLID METAL	Silver finish		
9 HINGES	Quiet Close hinge		Barrel hinge available in four finishes Concealed or Barrel hinge
10 TOE KICK	Furniture board	Furniture board	Plywood
	1/2" thick - fully enclosed		
11 MAGNETIC CATCH	Silver finish		
WARRANTY	Lifetime Limited		

NOTE: Optional upgrade to plywood available for Classic and Iconic: interior receives maple veneer with clear finish; exterior end panels are unfinished plywood, specify finished end treatments for exposed ends of cabinetry.
Furniture board is a durable engineered composite material made of densely compressed wood fibers, providing strength and consistency for long lasting cabinet construction.



STANDARD on all product lines
 Quiet Close, full-extension drawer guides
 • Controlled drawer closure – won't slam shut!
 Quiet Close doors
 • Integrated hinge with controlled door closure – won't slam shut!

OPTIONAL UPGRADE on Historic and Iconic
 Quiet Close, full-extension, heavy-duty drawer guides
 • Controlled drawer closure plus 135 lb. capacity

DRAWER CONSTRUCTION

We use the same solid construction techniques across all our product lines, giving you trustworthy durability and lasting strength.

All our cabinets are proudly built here in the USA, strengthening local economies and ensuring high quality. Drawers feature:

- $\frac{5}{8}$ " thick hardwood sides
- $\frac{1}{4}$ " thick fully-captured drawer bottom
- Furniture-quality dovetail construction
- Sealed with clear coat for easy cleaning

NOTE: Wood character and color variations are visible in hardwood.



Fully captured drawer bottom



Dovetail construction


PLYWOOD

All Yorktowne plywood is sourced from domestic forests, including timber salvaged from wildfires and natural disasters. Because we are committed to environmental stewardship in our production processes, approximately 350,000 trees are planted every year. We also ensure that our plywood meets or exceeds the highest standards for air quality (including TSCA Title VI and CARB emissions standards) and can contribute to LEED credits, as well.


For plywood upgrade cabinets, we use only the highest grade materials, including two types of plywood:

- Traditional plywood with an all-fir-crossband core has an ideal strength-to-weight ratio for many cabinet parts, so it is used for end panels, shelves, I-beams, hanging rails, etc.
- Engineered plywood with an MDF crossband core creates a superior surface for accepting stains and paints, so it is used for finished surfaces such as finished ends and matching finished interiors.

Visit Yorktownecabinetry.com for more details.



Fir core plywood



Engineered core plywood





(iconic) Logan Flat Panel in Irish Crème Classic with Smoke on cherry

Yorktowne®

10501 10th Street | Waconia, MN 55387

YORKTOWNECABINETRY.COM



Product Availability

Styles and product availability may vary slightly from those shown in this guide due to material availability and/or improvements to our designs. Specifications are subject to change without notice.

Printing Limitations

Product photography and illustrations have been reproduced as accurately as print and web technologies permit. To ensure highest satisfaction, we suggest you view an actual sample from your nearest Yorktowne dealer for best color, wood grain and finish representation.



Kitchen Cabinet Manufacturers Association Environmental Stewardship Program. All products impact the environment. For ESP program criteria, visit kcma.org