

### PILFERGARD DOOR ALARMS

A



#### PG10

- Pilfergard model PG10 exit door alarm designed to deter the use of the secured door by sounding a twin action alarm when opened by unauthorized personnel
- Can be bypassed from inside or outside by the use of a key - requires standard mortise cylinder (not supplied)
- Easily installed and tamper supervised with two separate tamper switches
- Test button verifies battery
- Replacement battery is BP6
- Finish: Metallic silver



#### PG21MS

- Piezo sounder
- Always armed mode: When key is turned counter clockwise to the disarm position, the key cannot be removed; to remove key, turn back to arm mode which keeps the unit always armed
- Standard arming mode: Disarm by turning key counter clockwise; turning key clockwise arms unit
- Max-flex terminals allow for either continuous power with an external power supply or to monitor multiple doors with one unit
- Multiple door monitoring permitted with built-in external reed switches
- Status indicator: LED indicated RED when armed
- Entry delay time options: 15 seconds, 75 seconds, or 205 seconds
- For standard or narrow stile doors
- Can be set for continuous alarm, minute shutdown with auto reset, and exit/entry delay
- Uses standard mortise cylinder (not supplied)
- Tamper switch supervised
- For exterior key control, optional rim cylinder may be used
- Uses 9V alkaline battery (not supplied)
- Finish: Metallic silver



#### PG30

- Keypad controlled narrow stile door alarm, similar to PG21
- Digital codes for master, management and passage (used for auto-arming)
- 3 security levels for: (A) high security, (B) unattended applications, (C) flexible control for delivery doors, etc
- Audible low battery warning
- 3 programmable 95db siren styles: Sweep, pulsed & steady
- Finish: Metallic silver

MFG #	DESCRIPTION	EZ #
PG10	Exit Door Alarm	009517
PG21MS	Narrow Stile Exit Door Alarm	009762
PG30	Keypad Controlled Narrow Stile Door Alarm	031253



### PANIC EXIT ALARM



#### 250 CLAPPER PLATE EXIT ALARM SIRENLOCK™ MODEL 250

- Deadbolt and deadlatch meet UL re-latching requirements
- 95dB dual piezo horn
- Changeable 2 minute alarm cutoff or constant alarm with manual reset
- Powered with 9V battery with audible low battery warning
- Non-handed surface installations on single or double doors
- Requires a mortise cylinder (not supplied)

MFG #	DESCRIPTION	EZ #
250	Panic Exit Alarm	027895

### PANIC EXIT ALARM & 15 SECOND DELAYED EGRESS ALARM



700

#### 700 SIRENLOCK™ MODEL 700

- Deadbolt and deadlatch meet UL re-latching requirements
- 95dB dual piezo horn
- Changeable 2 minute auto reset or constant alarm with manual reset
- Powered with 9V battery with audible low battery warning
- Non-handed surface installations on single or double doors
- 33" length for doors up to 36"
- Requires a mortise cylinder (not supplied)



715

#### 715 15 SECOND DELAYED EGRESS EXIT ALARM SIRENLOCK™ MODEL 715

- 15 second delayed egress with instant 95db dual piezo alarm which meets UL specifications
- Instant alarmed exit in case of actual emergency or fire which meets life safety codes
- Surface mount unit in a standard panic bar deadbolt/deadlatch design
- Monitoring output for simultaneous use of CCTV camera, secondary siren, remote monitoring console, etc
- Smoke detector input can be used to power existing system or standalone smoke detectors)
- Includes armored door cord and cables for hard wiring
- 9V battery back-up powers in event of power failure
- Requires a mortise cylinder (not supplied)

MFG #	TYPE	EZ #
700	Standard Exit Alarm	027897
715	Delayed Egress Exit Alarm	000550

**EAX300 BATTERY POWERED DOOR PROPPED ALARM**



The Detex EAX-300 series is designed for applications where doors may be used for egress or ingress, but may not be held or propped open. Door open times from 1 second to 2 minutes (15 second default) are field selectable. The smaller size makes installation quick and easy.

- Helps keep energy costs down by ensuring doors are closed
- Quick, easy installation saves time and money
- Alarm silences when door is closed, no waiting for key-holder to arrive
- Secure, tamper resistant housing
- Patented plastic template assures accurate installation by providing foolproof alignment with internal magnetic door contact
- Tapered cover allows for installation on narrow stile doors, 2" minimum
- Intelligent circuit senses the external magnet location automatically and sets the correct door handing
- 100 dB piezo alarm
- 9VDC battery operated with low battery alert
- LED visual arming indicators
- Size: 2.10"W x 7.7"H x 2.375"D
- Mortise cylinder with standard Yale cam required (sold separately)
- Accepts 1", 1-1/8" & 1-1/4" cylinders

MFG #	EZ #
EAX300	105341

D

**EAX500 STANDALONE WEATHERIZED BATTERY POWERED EXIT ALARM**



- Self-contained door alarm with 100 dB piezo horn that sounds to warn unauthorized use of a door or gate
- Secure, tamper resistant housing
- Patented plastic template allows for foolproof alignment of internal magnetic door contact and accurate installation of unit
- Tapered cover allows for installation on narrow stile doors that are 2" minimum width
- Intelligent circuit senses the external magnet location automatically and sets the correct door handing
- Size: 7.7"H x 2.1"W x 2.375"D
- Patented cam assembly automatically adjusts for different sizes of cylinders without use of spacers
- Extended bypass allows alarm to remain bypassed when door is open and automatically rearm upon door closing
- 9VDC battery operated with low battery alert
- Has LED visual and audible arming indicators
- Field selectable 2-minute auto rearm, if desired
- Field selectable status indicators if desired
- Mortise cylinder with standard Yale cam required (sold separately)
- Accepts 1", 1-1/8" & 1-1/4" cylinders

MFG #	EZ #
EAX500	086334

**EXIT CONTROL LOCK**

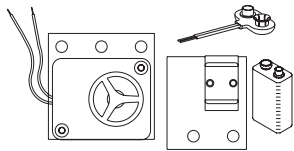


- Attack resistant design withstands over 2200 lbs of outside pull force
- Reduces internal and customer theft
- Single point 1" throw saw resistant dead bolt
- 100 decibel alarm, powered by 9-volt battery (included)
- Accepts 5-pin through 7-pin standard and interchangeable core rim cylinders
- Durable steel plate with photo luminescent sign absorbs light to "glow in the dark" when lights are dimmed
- Non-handed
- Locking and unlocking the dead bolt always arms and disarms the alarm
- Resetting the alarm can only be accomplished with a control key

MFG #	DESCRIPTION	EZ #
ECL230D	English	003270
ECL230D FRENCH CDN	French	075089



**ACCESSORIES**



**ECL2111K**

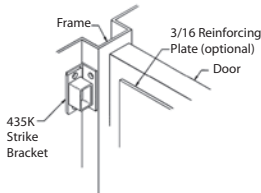
**ECL2111K**

- Siren/battery conversion kit - for ECL-230C & D
- Converts ECL-230 6 volt lantern battery to 9 volt battery & siren



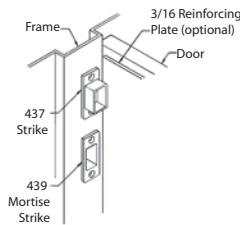
**ECL435K**

FOR INSWINGING INSTALLATIONS  
 and  
 DOUBLE DOOR APPLICATIONS  
 without a MULLION



**ECL437K**

FOR OUTSWINGING  
 INSTALLATIONS



**ECL435K**

- Adjustable surface strike bracket for some double door applications where one door is held closed with surface or flush bolts
- For use on left hand, right hand inswinging doors or double doors with one door stationary using flush bolts or DDH-2250

**ECL437K**

- Adjustable surface strike for use with outswinging doors

**PP5572**

- Cover lock, nut, and 2 keys

All bracket-mounted strikes include unique adjustable feature for proper installation alignment. All strikes supplied with wood and sheet metal mounting screws.



**PP5572**

MFG #	DESCRIPTION	EZ #
ECL2111K	9 Volt Conversion Kit	065219
ECL435K	Adjustable Surface Strike	003273
ECL437K	Standard Strike	026229
PP5572	Cover Cam Lock For ECL230, EAX300 & EAX500	003268

## FIRE RATED EXIT CONTROL LOCKS & ALARMED & DELAYED EGRESS EXIT DEVICES

### ECL600 FIRE RATED EXIT CONTROL LOCKS



- Fire rated and code-compliant relatching exit device
- Attack resistant design withstands over 2200 lbs of outside pull force
- Reduces internal and customer theft
- 1" throw saw resistant dead bolt & 3/4" latching bolt
- 100 decibel alarm, powered by 9-volt battery (included)
- Accepts 5-pin through 7-pin standard and interchangeable core rim cylinders
- Durable steel plate with photo luminescent sign absorbs light to "glow in the dark" when lights are dimmed
- Non-handed
- Locking and unlocking the dead bolt always arms and disarms the alarm
- Resetting the alarm can only be accomplished with a control key

MFG #	DESCRIPTION	EZ #
ECL600	English	065944
ECL600FRENCH CDN	French	075868

### V40 ALARMED & DELAYED EGRESS EXIT DEVICES

D



V40EB ALARMED EXIT DEVICE

#### V40EB

- Reduces internal and customer theft while meeting building code requirements
- Alarmed 100 decibel exit device powered by standard 9-volt battery
- Stainless steel, 3/4" deadlocking Pullman-type latch bolt
- Heavy-duty ribbed aluminum rail extrusion
- Fits 36" doors, (can be cut down in the field) 1-3/4" to 2-1/4" thick with minimum 2-1/2" stiles
- 1/8 turn of mortise cylinder provides dogging of the device
- Controls foot traffic, deters unauthorized exits, and prevents loss
- Heavy-duty angled end cap
- Accommodates all sizes of mortise cylinders with a standard Yale cam; collar is required for 7-pin IC cylinders
- Patented back plate and plastic strike locator provide paperless template for perfect alignment of unit on door and frame
- Field selectable key rearm or 2 minute auto rearm
- Visual and audible arming indicators status are field selectable

#### V40EE

- All the features of the V40EB above with delayed egress
- Powered by regulated power supply that delivers a constant 24VDC of filtered and regulated voltage at a rated load of 1A
- Fire alarm input can be connected at power supply
- Remote signal output and remote bypass input standard
- Includes delayed egress panic bar, 24VDC filtered and regulated power supply, 3' conduit loop and door sign that says "PUSH UNTIL ALARMS SOUNDS, DOOR CAN BE OPENED IN 15 SECONDS"
- 9V battery provides alarm function only in case of power failure



V40EE DELAYED EGRESS BAR

MFG #	FUNCTION	LANGUAGE	EZ #
V40EB628 36	Standard	English	075079
V40EB RWF	Standard	French	075803
V40EE	Delayed Egress	English	088434
EA705 FRENCH CDN	Sticker In French	French	075088