


# 69882 Conveyor Support

20' 69882 Conveyor Support

Manwalk can be placed on either side of the support.




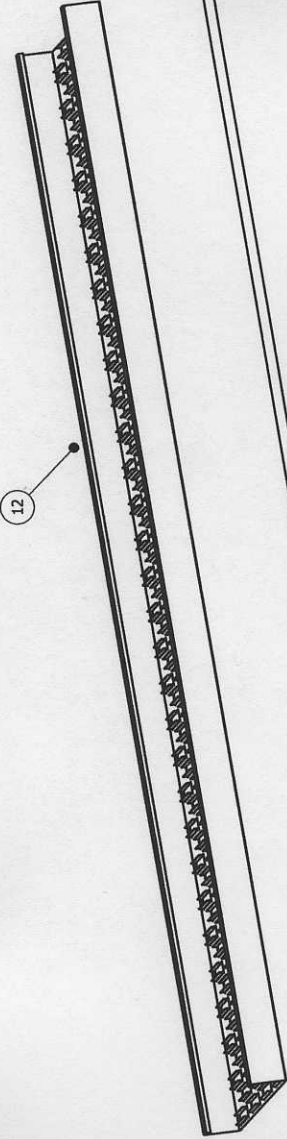
Make sure on both sides the Siderall Braces form W's  
 On bottom the Bottom Brace form Z's.  
 The Tie Braces alternate to form X's when looking from the end.

Use Hardware provided DO NOT Substitute  
 7/16 x 1 grade 5 bolts  
 7/16 whiz nuts  
 stitch screw for handrails  
 tech screws for mounting manwalk to support  
 Hold sections straight when tightening.  
**DO NOT drill holes out. This will allow support to sag and reduce strength.**

DRAWN Rex A Greene	6/12/2008	Greene Welding and Hardware Inc. Greene Galvanized Stairs 217/375/4244 www.greenebstairs.com	
		TITLE	
MFG			
APPROVED			
		SIZE	REV
		C	69882 assembly
		DWG NO	
		69882 assembly	
		SHEET 1 OF 4	

69882 Starter Section


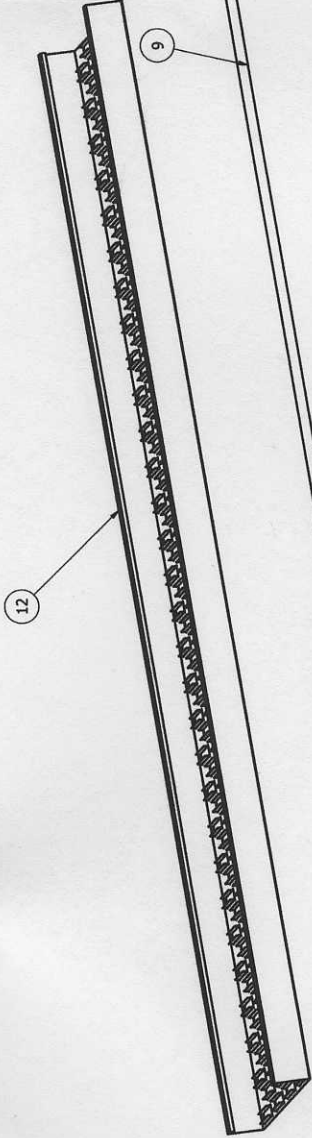
Parts List			
ITEM	QTY	PART NUMBER	DESCRIPTION
1	4	SR1008 Siderail	120 x 2 x 2 x 8 ga L
2	7	CT0048 48 Cross Tie	
3	18	SB0017 Side Brace 17	35 x 2 x 1 x 10 ga L
4	2	BB0048 Bottom Brace 48	
5	4	SS0008 Siderail Splice	12 x 2.25 x 2.25 x 8 ga L
6	3	PR0017 Post Right 17	
7	3	PR0017 Post Left 17	
8	6	KB4817 K Brace 4817	
9	4	HR1120 Handrail 120	
10	4	HRS185 Handrail Splice	8 x 1 OD
11	1	BBS048	
12	1	61610 Manwalk	



DRAWN Rex A. Greene	6/12/2008	TITLE Greene Welding and Hardware Inc. Greene Galvanized Stairs 217/375/4244 www.greenebstairs.com
MFG		
APPROVED		
SIZE C	DWG NO 69882 assembly	REV

69882 Even Section

Parts List			
ITEM	QTY	PART NUMBER	DESCRIPTION
1	4	SR1008 Siderail	120 x 2 x 2 x 8 ga L
2	7	CT0048 48 Cross Tie	
3	18	SB0017 Side Brace 17	35 x 2 x 1 x 10 ga L
4	2	BB0048 Bottom Brace 48	
5	4	SS0008 Siderail Splice	12 x 2.25 x 2.25 x 8 ga L
6	3	PR0017 Post Right 17	
7	3	PR0017 Post Left 17	
8	6	KB4817 K Brace 4817	
9	4	HRI1120 Handrail 120	
10	4	HRS185 Handrail Splice	8 x 1 OD
11	1	BBS048	
12	1	61610 Manwalk	

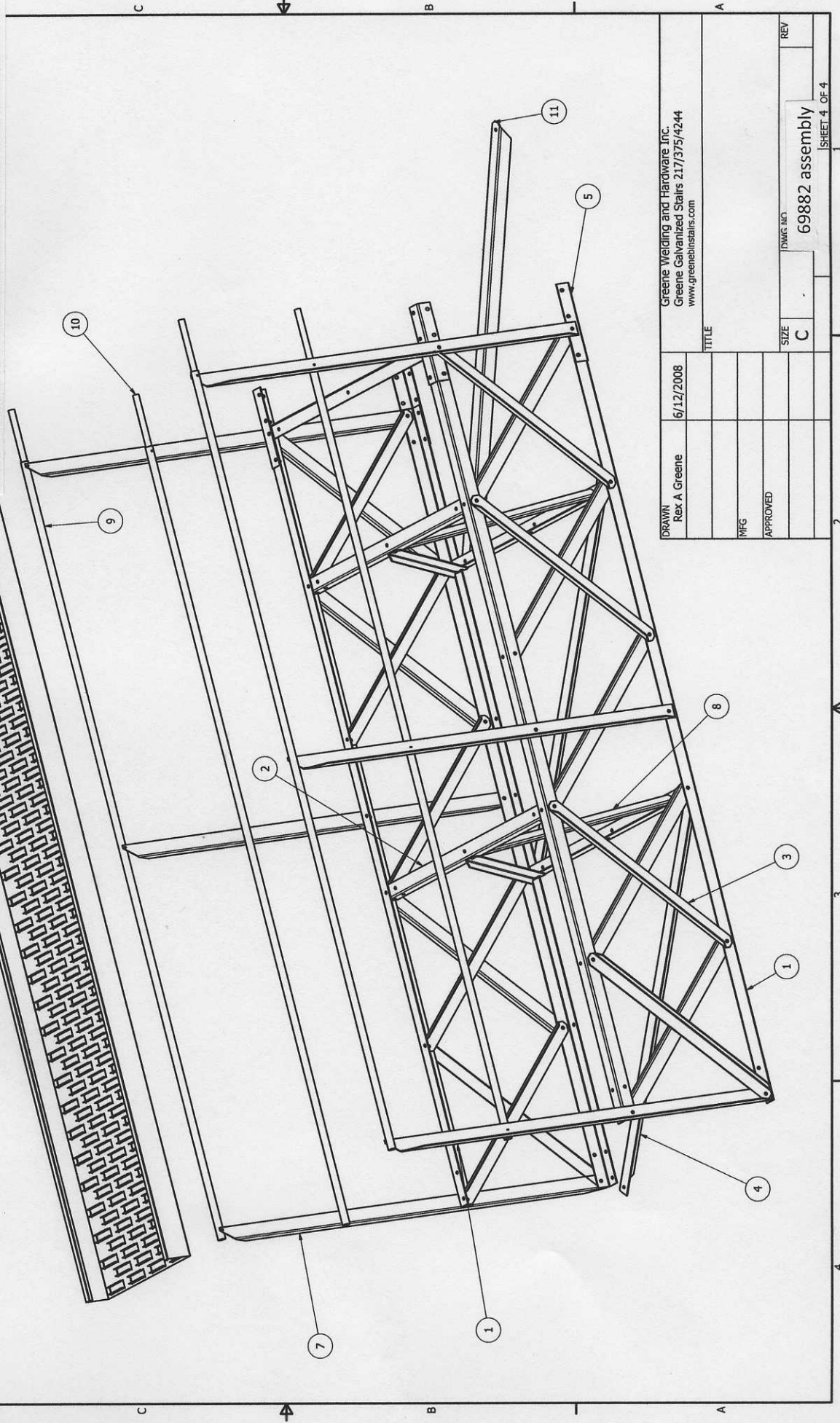
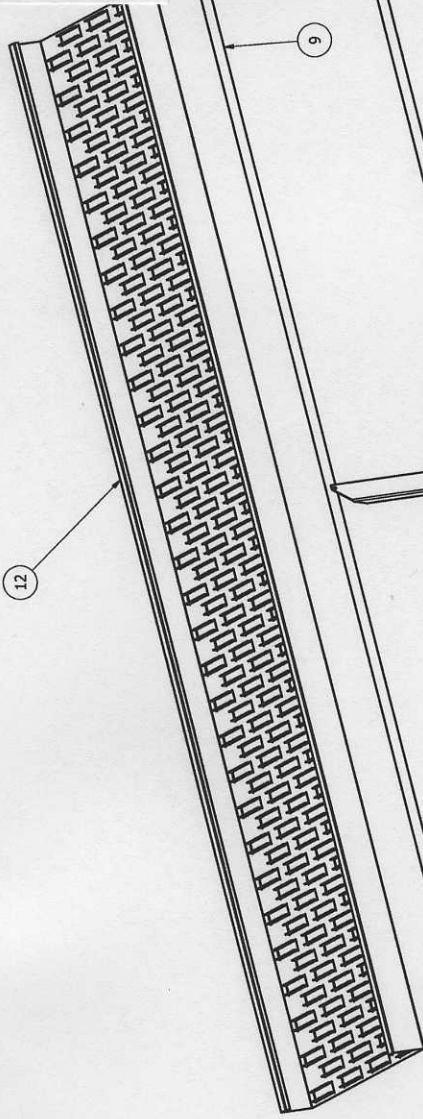


DRAWN Rex A. Greene	6/12/2008	Greene Welding and Hardware Inc. Greene Galvanized Stairs 217/375/4244 www.greenebstairs.com	
MFG		TITLE	
APPROVED		SIZE	C
		LDWG. NO.	69882 assembly
		REV	



69882 Odd Section

Parts List			
ITEM	QTY	PART NUMBER	DESCRIPTION
1	4	SR1008 Siderail	120 x 2 x 2 x 8 ga L
2	5	CT0048 48 Cross Tie	
3	18	SB0017 Side Brace 17	35 x 2 x 1 x 10 ga L
4	2	BB0048 Bottom Brace 48	
5	4	SS0008 Siderail Splice	12 x 2.25 x 2.25 x 8 ga L
6	3	PR0017 Post Right 17	
7	3	PR0017 Post Left 17	
8	4	KB4817 K Brace 4817	
9	4	HRL120 Handrail 120	
10	4	HRS185 Handrail Splice	8 x 1 OD
11	1	BBS048	
12	1	G1610 Manwalk	



DRAWN Rex A Greene	6/12/2008	Greene Welding and Hardware Inc. Greene Galvanized Stairs 217/375/4244 www.greenebstairs.com
MFG		TITLE
APPROVED		
SIZE	C	DWG NO
		69882 assembly
		REV