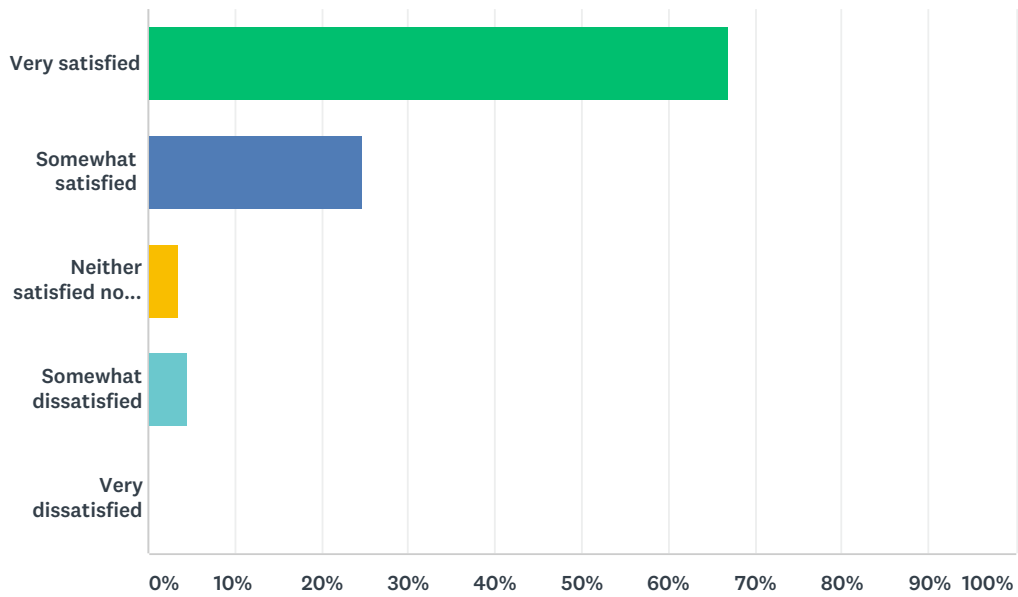


Q1 Overall, how satisfied or dissatisfied are you with the Lamorinda School Bus Program?

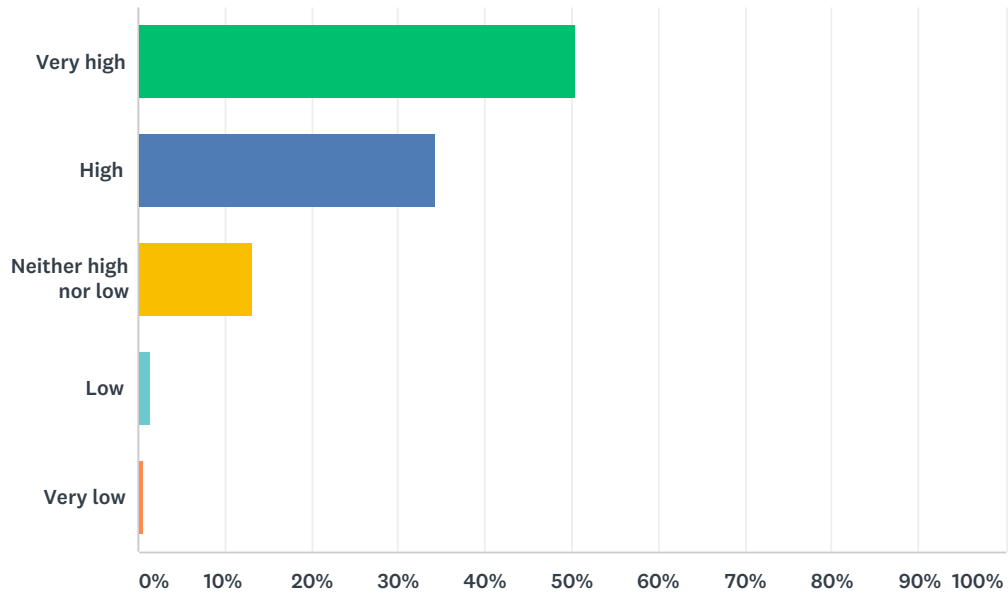
Answered: 577 Skipped: 5



ANSWER CHOICES	RESPONSES	
Very satisfied	66.90%	386
Somewhat satisfied	24.78%	143
Neither satisfied nor dissatisfied	3.64%	21
Somewhat dissatisfied	4.51%	26
Very dissatisfied	0.17%	1
TOTAL		577

Q2 How would you rate the necessity of the school bus for your family?

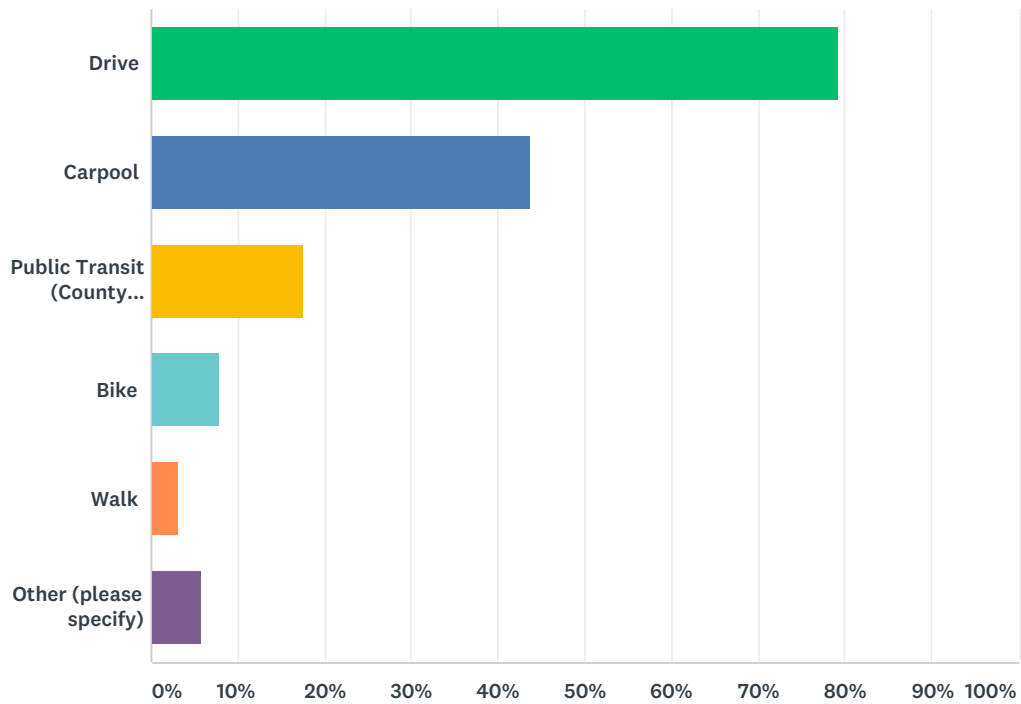
Answered: 578 Skipped: 4



ANSWER CHOICES	RESPONSES	
Very high	50.35%	291
High	34.26%	198
Neither high nor low	13.15%	76
Low	1.56%	9
Very low	0.69%	4
TOTAL		578

Q3 If you didn't have school bus service, how would your students get to school? (check all that apply)

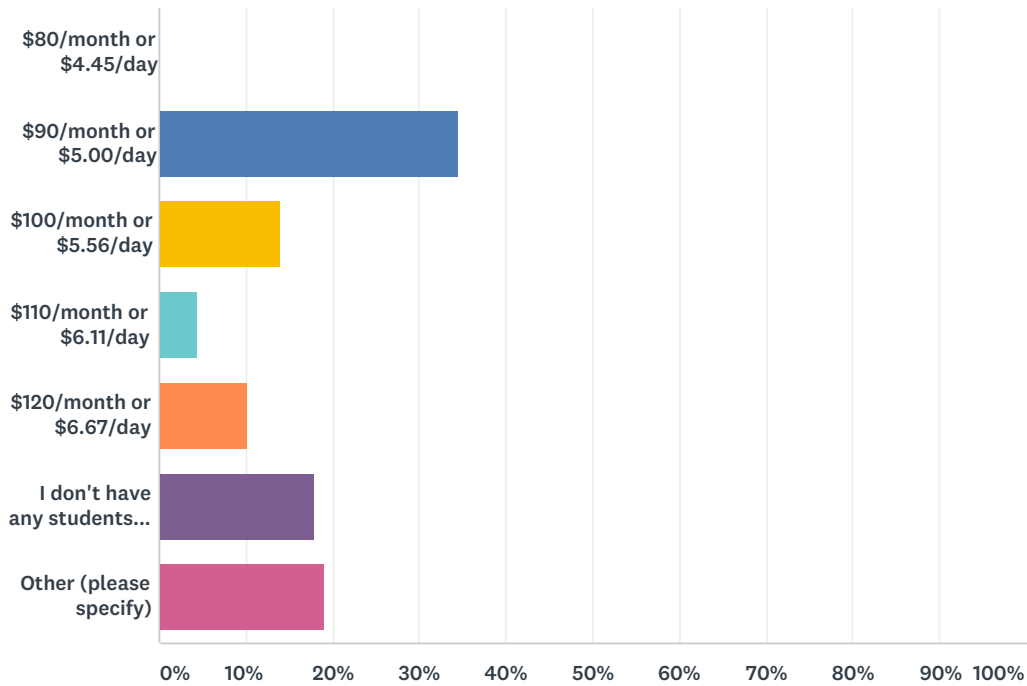
Answered: 577 Skipped: 5



ANSWER CHOICES	RESPONSES	
Drive	79.38%	458
Carpool	43.67%	252
Public Transit (County Connection)	17.50%	101
Bike	7.97%	46
Walk	3.12%	18
Other (please specify)	5.89%	34
Total Respondents: 577		

Q4 Given that the cost of school bus transportation will increase significantly, what is the MAXIMUM you would pay per student for ROUND TRIP bus service next school year?

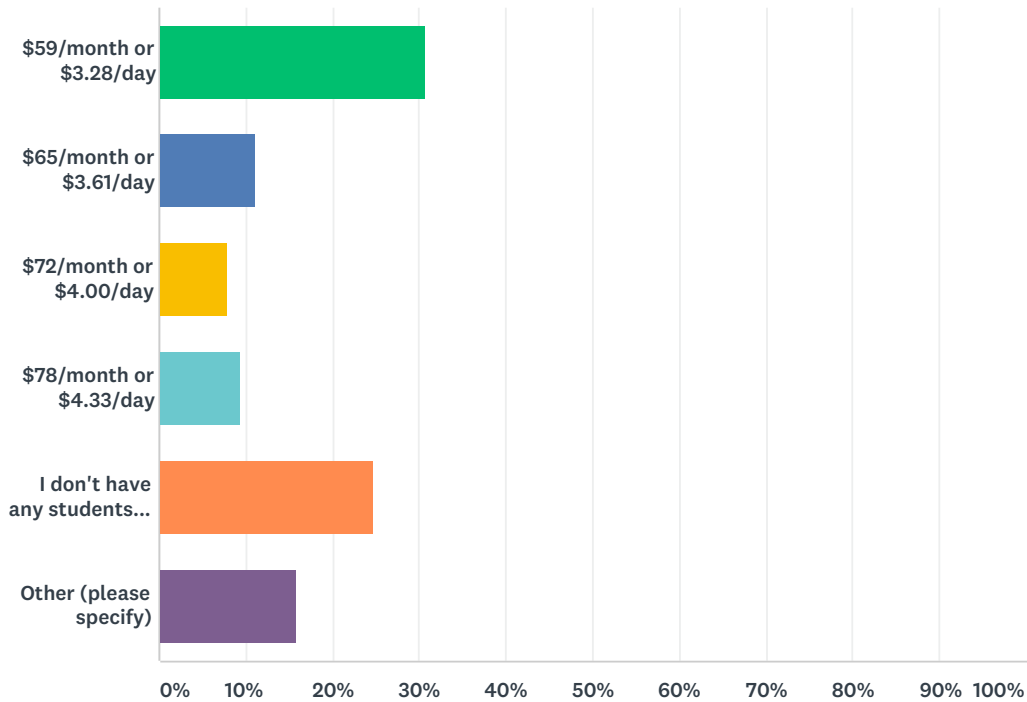
Answered: 575 Skipped: 7



ANSWER CHOICES	RESPONSES	
\$80/month or \$4.45/day	0.00%	0
\$90/month or \$5.00/day	34.61%	199
\$100/month or \$5.56/day	13.91%	80
\$110/month or \$6.11/day	4.35%	25
\$120/month or \$6.67/day	10.26%	59
I don't have any students that ride Round Trip	17.91%	103
Other (please specify)	18.96%	109
TOTAL		575

Q5 Given that the cost of school bus transportation will increase significantly, what is the MAXIMUM you would pay per student for ONE-WAY bus service next school year?

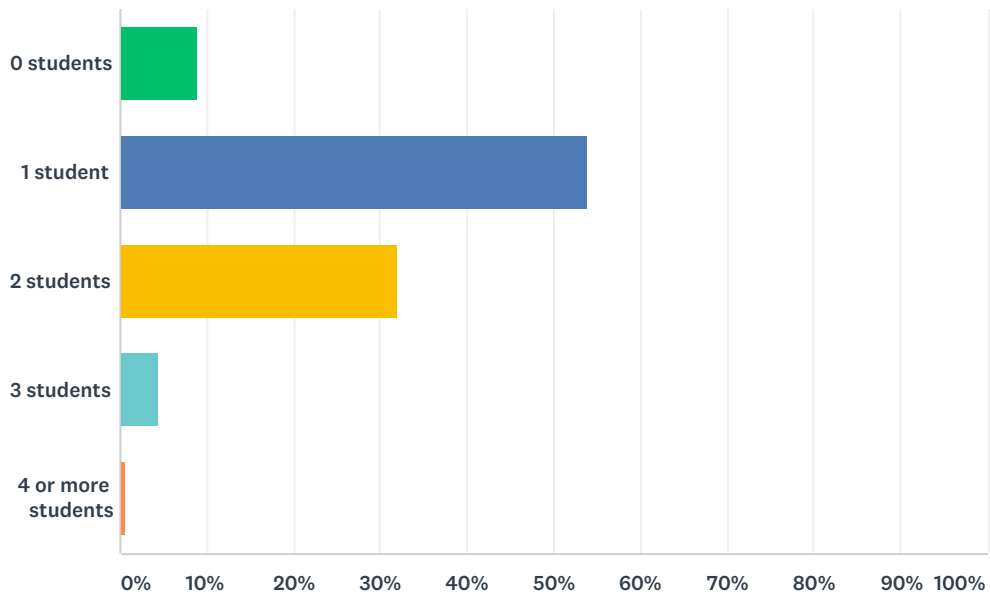
Answered: 578 Skipped: 4



ANSWER CHOICES	RESPONSES	
\$59/month or \$3.28/day	30.80%	178
\$65/month or \$3.61/day	11.07%	64
\$72/month or \$4.00/day	7.96%	46
\$78/month or \$4.33/day	9.52%	55
I don't have any students that ride One-Way	24.74%	143
Other (please specify)	15.92%	92
TOTAL		578

Q6 How many of your students would ride the bus next school year with an Annual Bus Pass?

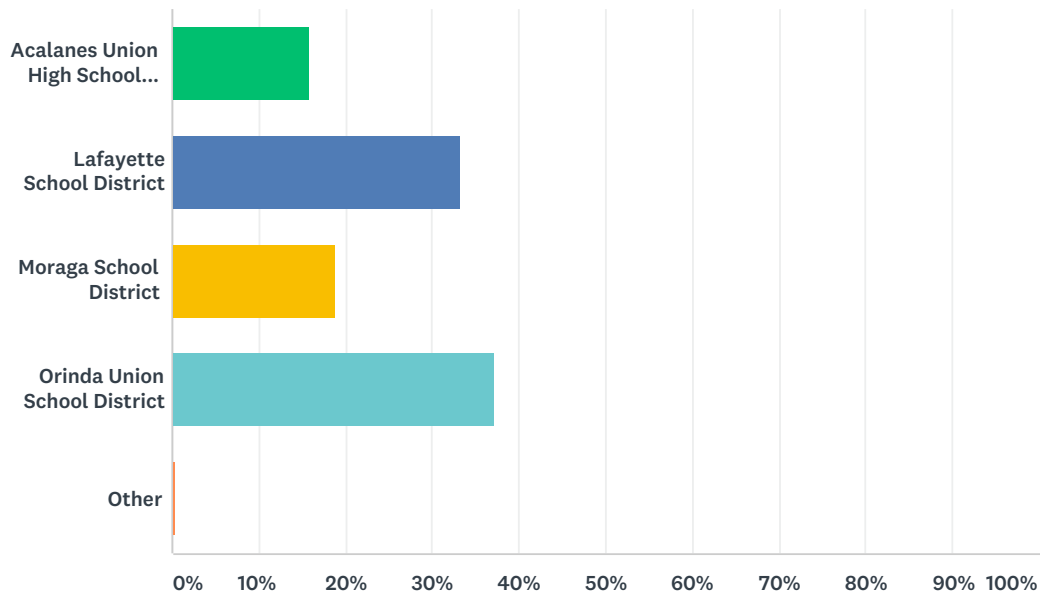
Answered: 579 Skipped: 3



ANSWER CHOICES	RESPONSES	
0 students	8.98%	52
1 student	53.89%	312
2 students	31.95%	185
3 students	4.49%	26
4 or more students	0.69%	4
TOTAL		579

Q7 Which district(s) will your student(s) attend next school year? Check all that apply - bus riders only.

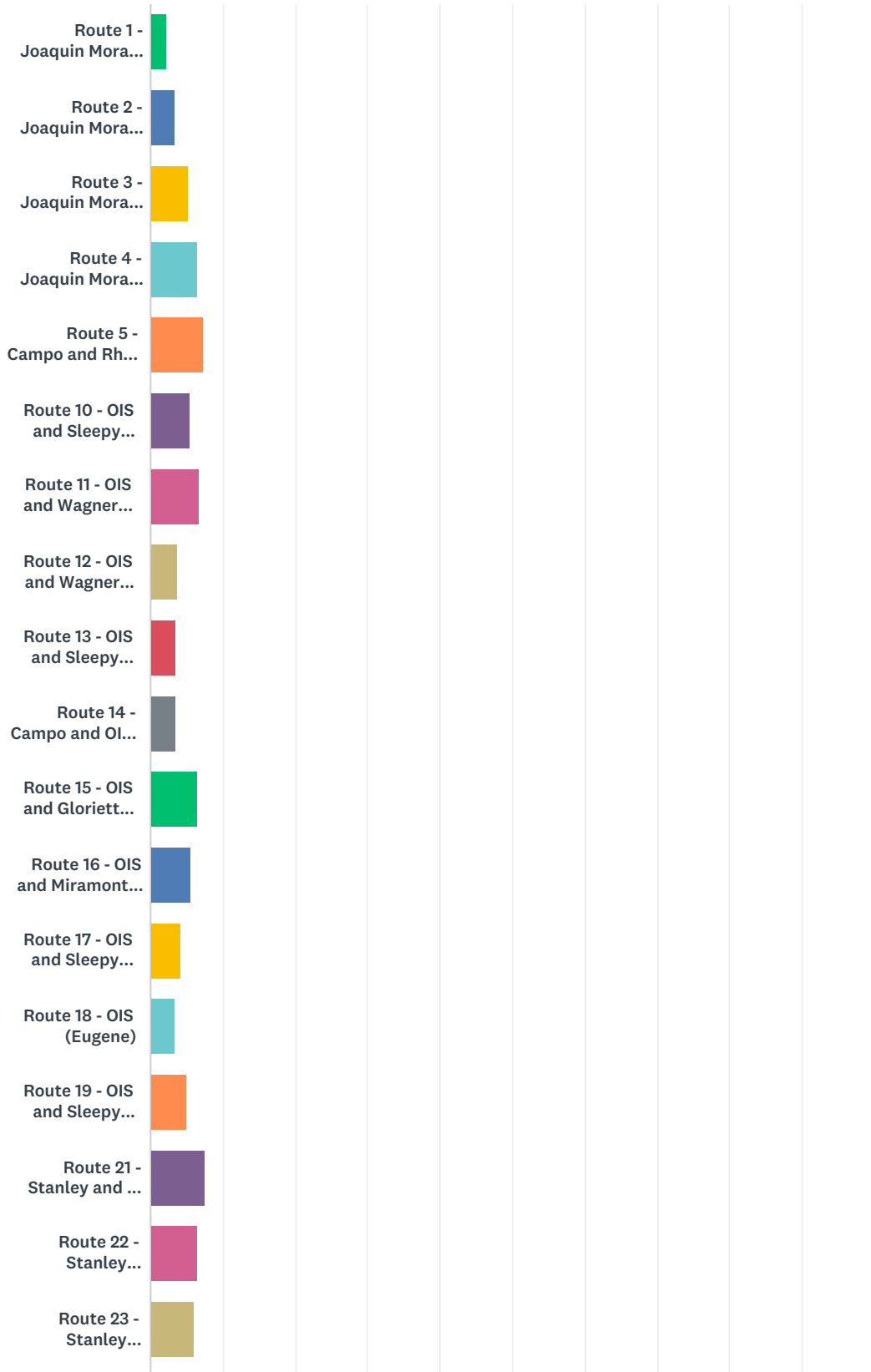
Answered: 576 Skipped: 6

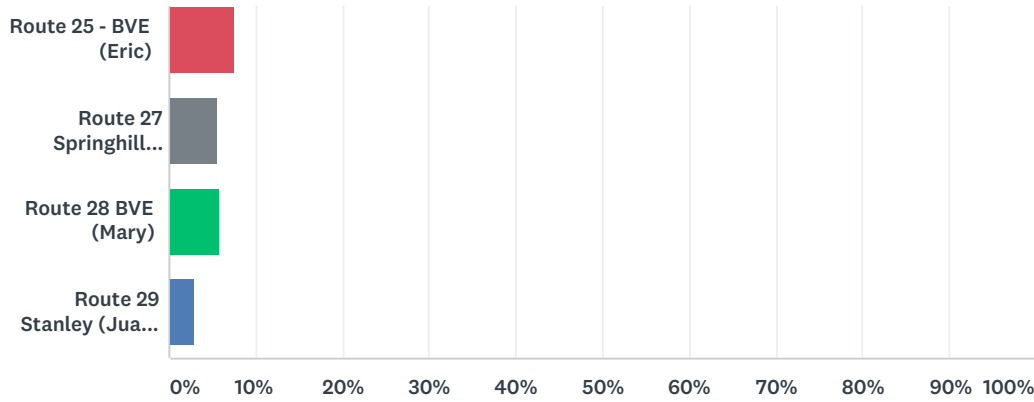


ANSWER CHOICES	RESPONSES	
Acalanes Union High School District	15.97%	92
Lafayette School District	33.33%	192
Moraga School District	18.75%	108
Orinda Union School District	37.33%	215
Other	0.35%	2
Total Respondents: 576		

Q8 Which routes would your student(s) ride next school year? (Current driver names in parentheses.) Check all that apply.

Answered: 543 Skipped: 39





ANSWER CHOICES	RESPONSES	
Route 1 - Joaquin Moraga and Los Perales (Lucia)	2.21%	12
Route 2 - Joaquin Moraga and Los Perales (Jorge)	3.31%	18
Route 3 - Joaquin Moraga and Rheem (Kim)	5.16%	28
Route 4 - Joaquin Moraga and Rheem (Juanisha)	6.45%	35
Route 5 - Campo and Rheem and Joaquin Moraga (Yeseni)	7.37%	40
Route 10 - OIS and Sleepy Hollow (Zaire)	5.52%	30
Route 11 - OIS and Wagner Ranch (Tia)	6.63%	36
Route 12 - OIS and Wagner Ranch (Katherine)	3.87%	21
Route 13 - OIS and Sleepy Hollow (Cecily)	3.50%	19
Route 14 - Campo and OIS (Gwen)	3.50%	19
Route 15 - OIS and Glorietta (Angelica)	6.45%	35
Route 16 - OIS and Miramonte (Curtis)	5.71%	31
Route 17 - OIS and Sleepy Hollow (Daniel)	4.24%	23
Route 18 - OIS (Eugene)	3.31%	18
Route 19 - OIS and Sleepy Hollow (Juan)	4.97%	27
Route 21 - Stanley and BVE (Taylor)	7.55%	41
Route 22 - Stanley (Veronica)	6.45%	35
Route 23 - Stanley (Valliree)	6.08%	33
Route 25 - BVE (Eric)	7.55%	41
Route 27 Springhill (Christina)	5.71%	31
Route 28 BVE (Mary)	5.89%	32
Route 29 Stanley (Juan Carlos)	2.95%	16
Total Respondents: 543		

Q9 Do you have any other comments, questions, or concerns?

Answered: 310 Skipped: 272