



SPACE HEATING SIZING GUIDE for Hydro Shark 4 Micro-Boiler

1. CHOOSE YOUR APPLICATION & TEMPERATURE						
2. CHOOSE YOUR SQUARE FOOTAGE	50° F Operation • Garage • Post Frame		70° F Operation • Whole House • Sun Room • Garage • Post Frame		70° F Operation • Basement	
	MODEL	SKU	MODEL	SKU	MODEL	SKU
300-900	SH4-07	665-2000	SH4-07	665-2000	SH4-07	665-2000
901-1200	SH4-07	665-2000	SH4-10	665-2001	SH4-10	665-2001
1201-1500	SH4-10	665-2001	SH4-12	665-2002	SH4-10	665-2001
1501-1800	SH4-12	665-2002	SH4-14	665-2003	SH4-12	665-2002
1801-2100	SH4-14	665-2003	SH4-19	665-2004	SH4-14	665-2003
2101-2400	SH4-19	665-2004	SH4-24	665-2005	SH4-19	665-2004
2401-2700	SH4-19	665-2004	SH4-24	665-2005	SH4-19	665-2004
2701-3000	SH4-24	665-2005	SH4-29	665-2006	SH4-24	665-2005
3001-3300	SH4-24	665-2005	SH4-29	665-2006	SH4-24	665-2005
3301-3600	SH4-29	665-2006	SH4-36	665-2007	SH4-29	665-2006
3601-3900	SH4-29	665-2006	SH4-36	665-2007	SH4-29	665-2006
3901-4200	SH4-29	665-2006	N/A		SH4-29	665-2006
4201-4500	SH4-36	665-2007	N/A		SH4-36	665-2007

Embedded Concrete
80 - 130 Deg F

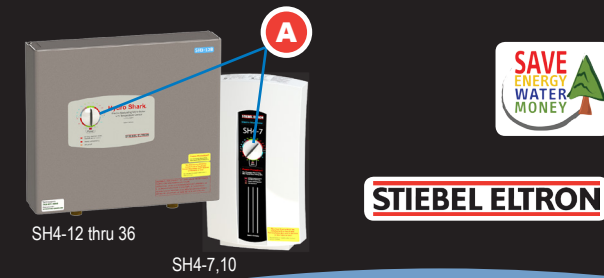
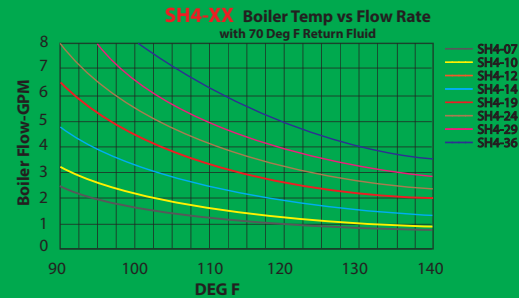


Staple Down/Pour Over
75- 120 Deg F




Micro-Boilers & Hydro Smart Integrator Panels sold separately. Guide is based on insulating to a R19 in walls, R38 in ceilings, maximum 12 ft sidewalls, with 2" of extruded styrene insulation around perimeter & under slab emitter and/or 3-1/2" of fiberglass insulation for staple up emitter. For more accurate sizing, a BTU heat loss of the heated space should be considered.

ALWAYS CHECK WITH & FOLLOW LOCAL CODES



STIEBEL ELTRON



- A - Fluid Temp. Controller
- B - High Limit Safety
- C - Flow Meter
- D - Wiring Terminal
- E - Control Board
- F - Cold Fluid Return - 3/4" MPT
- G - Electrical Circuit Knock-Outs
- H - Hot Fluid Supply - 3/4" MPT
- I - Hinged Cover on 12- 36 KW Units

Electrical Boilers - It is necessary to make sure your selected boiler works with your electrical panel service size.

HYDRO SHARK®

MODEL	SKU	KW	VOLTS	WIRE AWG SIZE	AMP DRAW (Max)	DBL POLE BREAKER SIZE	BTU	WATER TEMP. RANGE
SH4-07	665-2000	7	240	8	30	(1) 40	24,573	86°- 140° F
SH4-10	665-2001	10		6	40	(1) 50	32,765	
SH4-12	665-2002	12		4	50	(1) 70	40,956	
SH4-14	665-2003	14		2 x 8	60	(2) 40	49,147	
SH4-19	665-2004	19		2 x 6	80	(2) 50	65,526	
SH4-24	665-2005	24		2 x 4	100	(2) 70	81,912	
SH4-29	665-2006	29		3 x 6	120	(3) 50	98,977	
SH4-36	665-2007	36		3 x 4	150	(3) 70	122,868	

Models 07 and 10 - 7.88" Wide x 14.25" High x 4.25" Deep - 7lbs
Models 12 through 36 - 16.63" Wide x 14.5" High x 4" Deep
Models 14-24 weigh 18lbs • Models 29 and 36 weigh 22lbs

Hydro Shark
Hydronic Systems

Install your system easily with our Hydro-Smart panels that are pre-wired, pre-plumbed and pressure tested.

(Combi Panel option for potable water and space heating)

Modulating Electric Micro-Boiler



Advanced technology, impressive energy-saving performance, and a compact design make the Hydro-Shark® 4 great for your home. Hydro-Shark® 4 is exclusively manufactured by Stiebel Eltron, a leader in heating technologies for the past 80 years.

Emitter Types

- Tubing: Embedded Concrete
- Tubing: Dry Track
- Tubing: Pour Over

Features

- 100 % Efficiency
- Flow Activated - .35 GPM
- Tubing: Dry Track
- Copper Heating Vessel
- Advanced Element Modulation
- Temp. Range - 86 to 140 F
- Wall Hung
- Modulation Status LED
- Requires No Venting



BR001 Hydro Shark-Menards 9-6-16


SPACE HEATING PANEL SYSTEMS

ONE ZONE INTEGRATOR PANEL

Primary Secondary Panel

Model # HSPS120LT - SKU:665-0900 (shown below)

Shown: SH4 Electric Micro Boiler with Master 1 Zone Panel (HSPS120LT) and a Thermostat (TH135) heating tubing in-floor emitter.



HYDRO-SMART PANELS HELP MAKE RADIANT HEAT *easy & reliable*

- Constructed with top quality materials, including heavy duty type L copper pipe and a powder coated panel.
- Engineered and proven panel design uses professional hydronic practices.
- By working smarter not harder, a pre-assembled panel saves job site labor expense and time.
- With nothing extra and nothing spared on each panel, every component is there to help ensure your system provides years of trouble free operation.

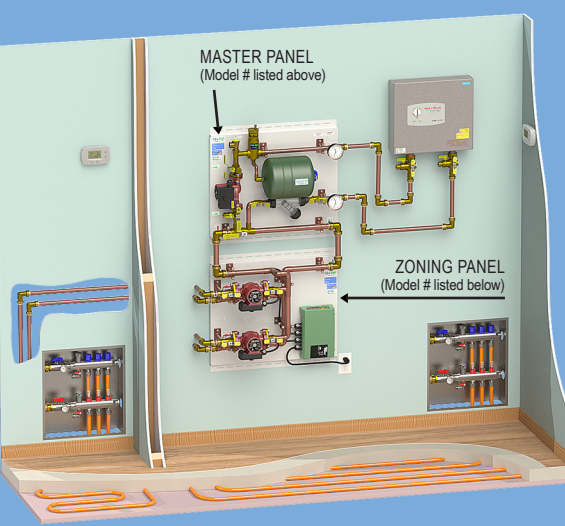
ZONING BY PUMP

Zone by Pump Master Panel

Model # HSPS120MPL - SKU:665-1150 (shown below)



Shown: SH4 Electric Micro-Boiler with Master Pump Panel (HSPS120MPL) and a Zoning by Pump Panel (HS1T2ZPMP) with 2 Thermostats (TH135) heating tubing in-floor emitter.



1 TEMPERATURE ZONE BY PUMP PANEL

- 2 Zone Model # HS1T2ZPMP - SKU: 665-1240 (shown above)
- 3 Zone Model # HS1T3ZPMP - SKU: 665-1241
- 4 Zone Model # HS1T4ZPMP - SKU: 665-1242

2 TEMPERATURE ZONE BY PUMP PANEL

(2 Temperature panels have a mixing valve for systems with different emitter types)

- 2 Zone Model # HS2T2ZPMP - SKU: 665-1200
- 3 Zone Model # HS2T3ZPMP - SKU: 665-1201
- 4 Zone Model # HS2T4ZPMP - SKU: 665-1203

THERMOSTAT

Model # TH135 - SKU: 665-5650


ZONING BY ZONE VALVE

Zone by Zone Valve Master Panel

Model # HSPS120MZL - SKU: 665-1160 (shown below)



Shown: SH4 Electric Micro-Boiler with Master Pump Panel (HSPS120MZL) and a Zoning by Zone Valve Panel (HS1T2ZZV) with 2 Thermostats (TH135) heating tubing in-floor emitter.



1 TEMPERATURE ZONE BY VALVE PANEL

- 2 Zone Model # HS1T2ZZV - SKU: 665-1260 (shown above)
- 3 Zone Model # HS1T3ZZV - SKU: 665-1261
- 4 Zone Model # HS1T4ZZV - SKU: 665-1262

2 TEMPERATURE ZONE BY VALVE PANEL


(2 Temperature panels have a mixing valve for systems with different emitter types)

- 2 Zone Model # HS2T2ZZV - SKU: 665-1220
- 3 Zone Model # HS2T3ZZV - SKU: 665-1221
- 4 Zone Model # HS2T4ZZV - SKU: 665-1222


ZONING BY TELESTAT

Zone by Telestat Zoning Panel 1 to 4 Zones

Model # HSPS120MTL - SKU: 665-1170 (shown below)



Shown: SH4 Electric Micro-Boiler with Master Tele-Stat Panel (HSPS120MTL) with 2 Thermostats (TH135) heating tubing in-floor emitter.



HydroShark 4 micro-boilers are compact, efficient, and a great value. Some micro-boiler locations simply do not have access to a gas line or the ability to be vented. Electric boilers do not require venting or a gas line making electric a great option.

HydroSmart
Radiant Heating Solutions



STIEBEL ELTRON

Each Stiebel Eltron Hydro-Shark 4 micro-boiler unit when installed and operated per the installation instructions has a 3 year warranty covering all parts and the heat exchanger. See manufacturer warranty for full details. Each Hydro Smart Integrator Panel, when installed and operated per the installation instructions, has a 1 year warranty covering all parts. No labor allowances. See manufacturer warranty for full details.



See the flip book for in-depth information on each component.



Other boilers, water heaters and accessories available on the special order kiosk.

Note: Micro-Boilers, Integrator Panels, Thermostats, Manifolds, Pipe and accessories are all sold separately. Hydro Smart™ reserves the right to alter product offerings and specifications at any time without notice.