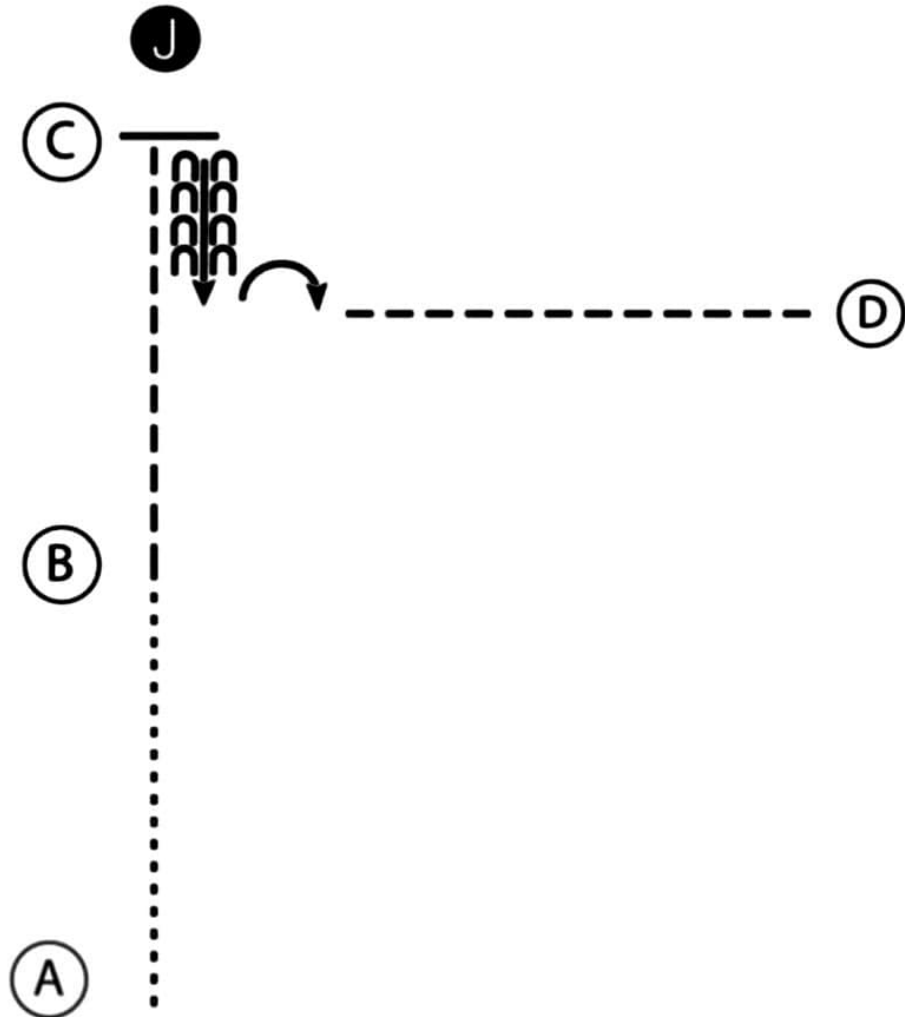



All Ranch Riding

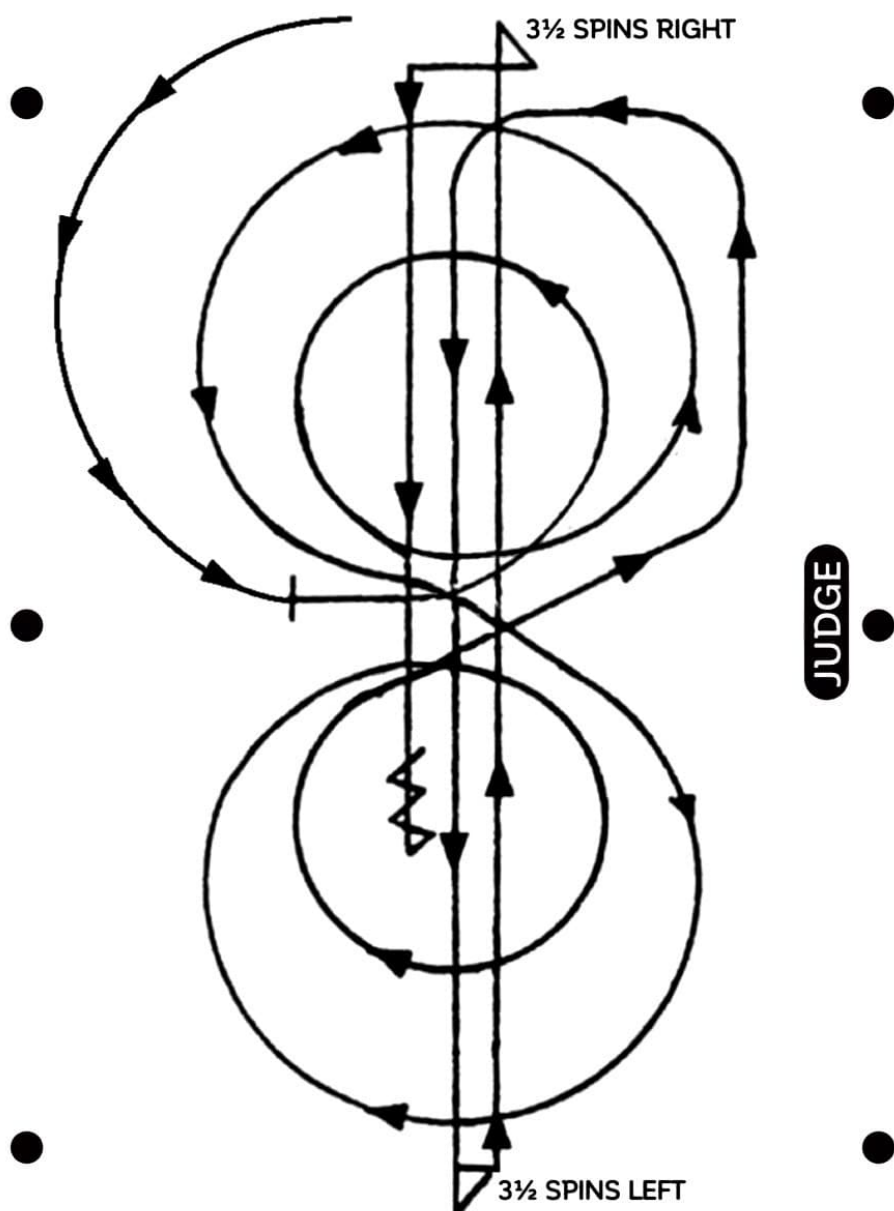
1. STARTING AT CONE EXTENDED TROT
2. REGULAR TROT
3. TROT AROUND CONES
4. RIGHT LEAD LOPE
5. EXTENDED RIGHT LEAD LOPE
6. COLLECT LOPE AND CHANGE LEADS BEFORE CENTER
7. LOPE LEFT LEAD
8. WALK
9. TROT
10. STOP AT CONE; 360 EITHER WAY
11. BACK 6-8 FT
12. 180 RIGHT
13. RIGHT LEAD LOPE
14. STOP AT CONE



1. Walk from A to B.
2. Trot from B to C.
3. Stop at C and set up for inspection.
4. When dismissed back four steps.
5. Perform a 90 degree turn and trot to D.

Walk
 Trot - - - - -
 Back ← 
 Marker (B)
 Judge (J)

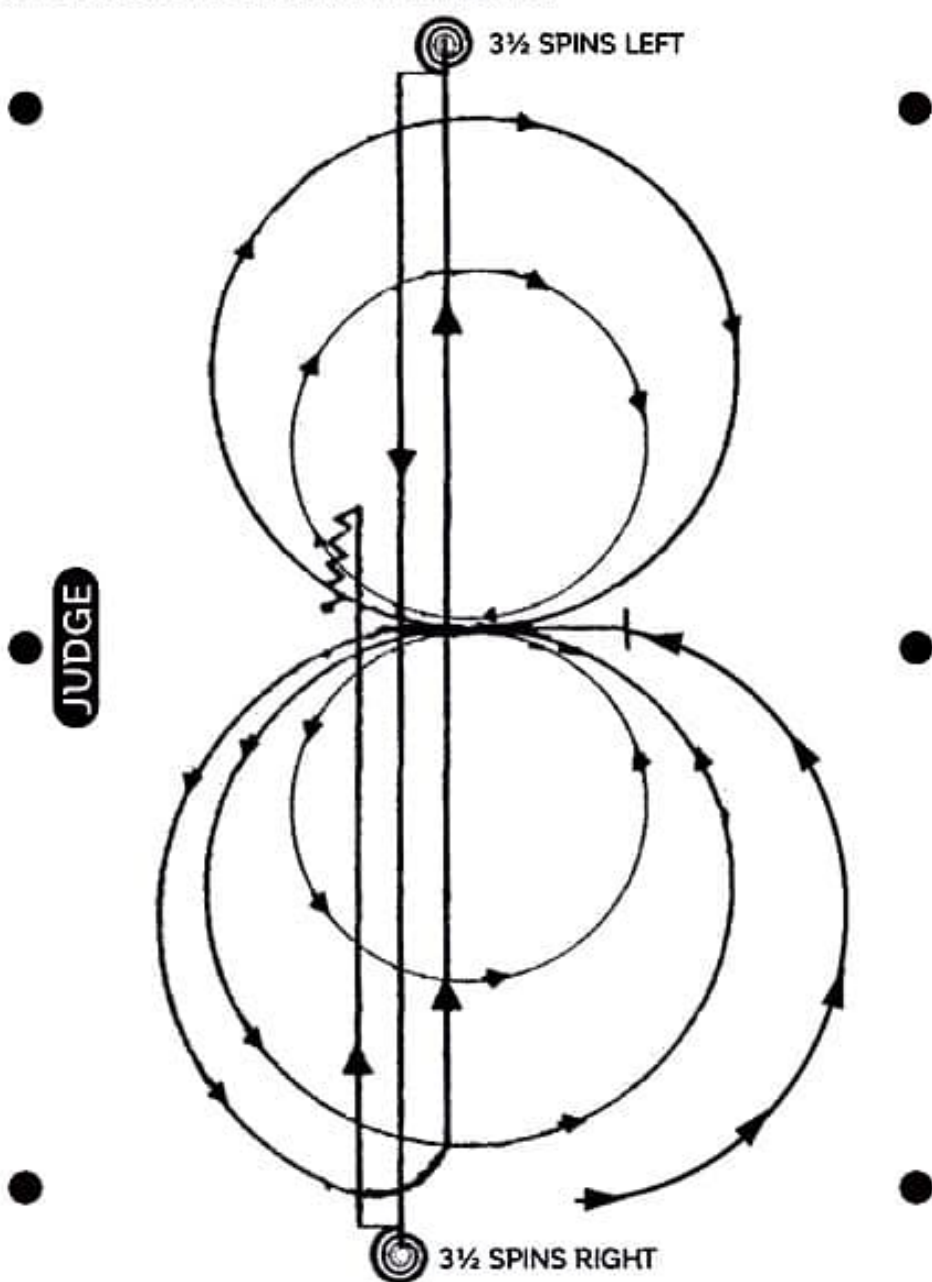
FRIDAY - ALL VRH/VOLRHA REINING



Start on left lead. At the center, without stopping or breaking gait, begin pattern facing toward the judge. Refer to rule 20.6.

1. Beginning on the left lead, complete two circles to the left. The first circle small and slow, the second circle large and fast. Change leads at the center of arena.
2. Complete two circles to the right. The first circle large and fast, the second circle small and slow. Change leads at the center of arena.
3. Continue around end of arena without breaking gait or changing leads, run down center of arena past end marker, and execute a square sliding stop.
4. Complete 3½ spins to the left.
5. Run down center of arena past end marker, and execute a square sliding stop.
6. Complete 3½ spins to the right.
7. Run down center of arena past center marker, and execute a square sliding stop. Back up at least 10 feet. Hesitate to complete pattern.

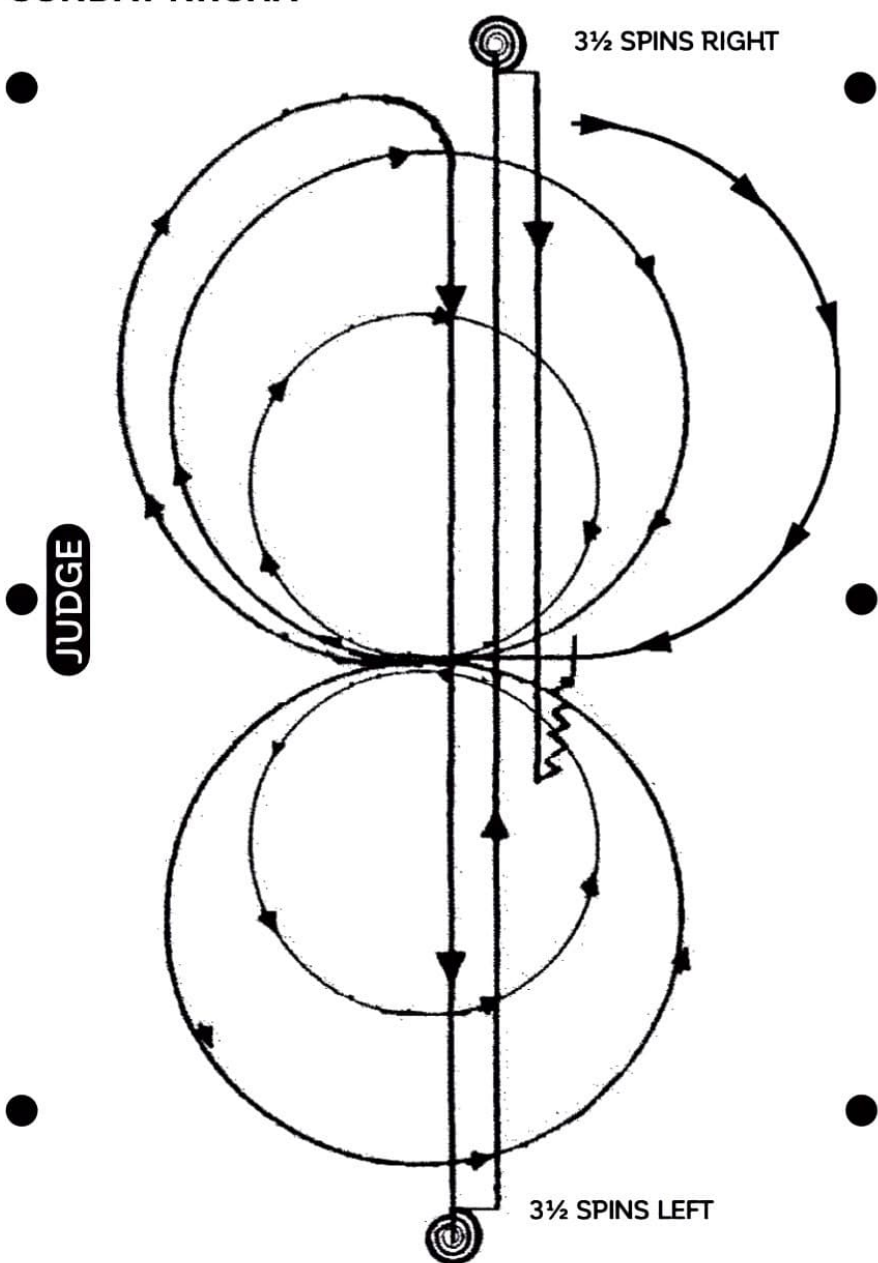
NRCHA SATURDAY REINING



Begin on left lead. At the center, without stopping or breaking gait, begin pattern facing toward the judge. Refer to rule 20.6.

1. Beginning on the left lead complete two circles to the left, the first circle large and fast, and the second circle small and slow. Change leads at the center of the arena.
2. Complete two circles to the right, the first large and fast, the second small and slow. Change leads at the center of the arena.
3. Continue around end of arena without breaking gait or changing leads, run down center of the arena past the end marker, execute a square sliding stop.
4. Complete 3 1/2 spins to the left.
5. Run down center of arena past end marker, execute a square sliding stop.
6. Complete 3 1/2 spins to the right.
7. Run down center of arena past center marker, execute a square sliding stop. Back at least 10 feet. Hesitate to complete pattern.

SUNDAY NRCHA



Begin on right lead. At the center, without stopping or breaking gait, begin pattern facing toward the judge. Refer to rule 20.6.

1. Beginning on the right lead complete two circles to the right, the first circle large and fast, and the second circle small and slow. Change leads at the center of the arena.
2. Complete two circles to the left, the first circle large and fast, and the second circle small and slow. Change leads at the center of the arena.
3. Continue around end of arena without breaking gait or changing leads, run down center of the arena past the end marker, execute a square sliding stop.
4. Complete 3½ spins to the left.
5. Run down center of arena past end marker, execute a square sliding stop.
6. Complete 3½ spins to the right.
7. Run down center of arena past center marker, execute a square sliding stop. Back at least 10 feet. Hesitate to complete pattern.