

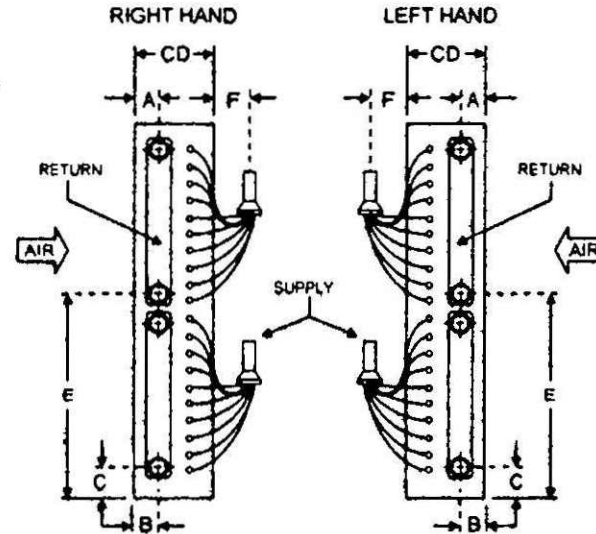
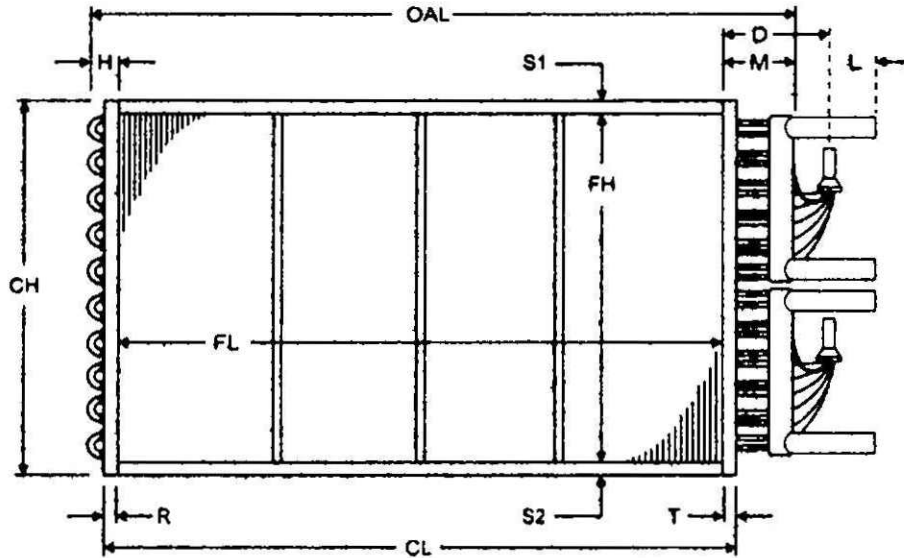
UPDATED 6-Jan-2009

Phone: 1-877-OEM-COIL Fax: 800-419-6607 sales@bethelproductsllc.com

# DX Coil Face Control 2 Connect.

Certified Drawing

Technician:	Date:	Revision Description	Rev Date	REV
-------------	-------	----------------------	----------	-----



# of Circuits per Coil	
#1	
#2	
#3	
#4	
#5	
Nozzle size per Circuit	
#1	
#2	
#3	
#4	
#5	
Distributor Part#	
#1	
#2	
#3	
#4	
#5	

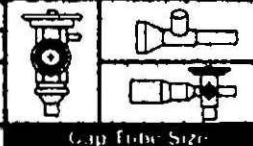
Design Specifications

#	Tag #	Qty	Type	FH	FL	Tube Size	Rows	FPI	Casing	Hand	Material	
											Supply	Return
1											Connections	
											Manifolds	
											Fins	
											Tube Wall	

Technician Initials:

Dimensional Data

#	Connection Locations						CH	CL	CD	OAL	L	M	H	Flanges				TXV - Dist
	A	B	C	D	E	F								R	S1	S2	T	
1																		
Tech																		



Company:	Work Order #:	Date:	Circuits:
Dwg #:	Model #:	OEM:	Notes:
Dwg By:	Approved By:	PO #:	
Project:	Contact:	Rev:	

\*All Dimensions are in Inches.

**DRAWING 1 OF 1**

DX Coil Face Control 2 Connections