

**Cochise County---2016 Occupational Employment & Hourly Wage Estimates**

Occ. Code	Occupational Title	Mean Wage	10th Percentile Wage	25th Percentile Wage	Median Wage	75th Percentile Wage	90th Percentile Wage	Rounded Employment
0	Total, All Occupations	\$ 22.53	\$ 9.03	\$ 11.07	\$ 17.51	\$ 29.64	\$ 43.29	32,570
110000	Management Occupations	\$ 43.03	\$ 18.32	\$ 27.19	\$ 41.49	\$ 53.70	\$ 65.93	1,990
111011	Chief Executives	\$ 68.33	\$ 32.32	\$ 43.93	\$ 58.93	\$ 81.76	*	80
111021	General and Operations Managers	\$ 41.54	\$ 17.81	\$ 23.73	\$ 34.54	\$ 54.44	\$ 65.01	600
112022	Sales Managers	\$ 35.07	\$ 25.96	\$ 28.02	\$ 31.94	\$ 38.52	\$ 48.68	50
113011	Administrative Services Managers	\$ 32.78	\$ 18.75	\$ 23.78	\$ 31.37	\$ 41.05	\$ 48.61	50
113021	Computer and Information Systems Managers	\$ 45.55	\$ 17.28	\$ 30.00	\$ 42.08	\$ 64.05	\$ 75.44	90
113031	Financial Managers	\$ 52.06	\$ 28.13	\$ 36.40	\$ 46.27	\$ 60.88	\$ 81.09	100
119021	Construction Managers	\$ 53.76	\$ 23.63	\$ 39.15	\$ 47.43	\$ 61.01	\$ 77.87	60
119032	Education Administrators, Elementary and Secondary School	*	*	*	*	*	*	90
119041	Architectural and Engineering Managers	\$ 64.10	\$ 53.96	\$ 58.31	\$ 62.45	\$ 65.93	\$ 83.70	80
119051	Food Service Managers	\$ 20.37	\$ 12.89	\$ 14.14	\$ 19.84	\$ 24.89	\$ 29.60	100
119111	Medical and Health Services Managers	\$ 36.88	\$ 16.53	\$ 24.16	\$ 35.33	\$ 45.71	\$ 61.24	80
119141	Property, Real Estate, and Community Association Managers	\$ 21.55	\$ 12.03	\$ 13.07	\$ 14.64	\$ 28.76	\$ 42.13	40
119199	Managers, All Other	\$ 48.48	\$ 42.00	\$ 44.73	\$ 46.08	\$ 52.84	\$ 60.53	290
130000	Business and Financial Operations Occupations	\$ 34.75	\$ 21.98	\$ 27.77	\$ 34.22	\$ 41.03	\$ 47.59	2,350
131023	Purchasing Agents, Except Wholesale, Retail, and Farm Products	\$ 34.51	\$ 20.56	\$ 25.15	\$ 36.47	\$ 41.02	\$ 47.43	120
131041	Compliance Officers	\$ 34.63	\$ 22.73	\$ 28.53	\$ 37.60	\$ 38.75	\$ 42.63	190
131051	Cost Estimators	\$ 30.97	\$ 22.05	\$ 24.80	\$ 28.06	\$ 39.24	\$ 46.51	50
131071	Human Resources Specialists	\$ 34.17	\$ 19.28	\$ 23.78	\$ 35.32	\$ 41.03	\$ 47.44	180
131081	Logisticians	\$ 38.64	\$ 24.60	\$ 32.32	\$ 38.74	\$ 46.07	\$ 52.85	160
131111	Management Analysts	\$ 32.30	\$ 25.88	\$ 27.36	\$ 29.66	\$ 34.19	\$ 45.71	480
131151	Training and Development Specialists	\$ 37.87	\$ 31.07	\$ 33.82	\$ 38.23	\$ 43.59	\$ 47.08	330
131161	Market Research Analysts and Marketing Specialists	\$ 29.62	\$ 21.08	\$ 26.23	\$ 29.04	\$ 31.85	\$ 38.55	40
131199	Business Operations Specialists, All Other	\$ 35.12	\$ 23.57	\$ 28.52	\$ 35.33	\$ 41.02	\$ 47.44	340
132011	Accountants and Auditors	\$ 33.25	\$ 17.69	\$ 22.04	\$ 33.58	\$ 44.82	\$ 50.15	180
132031	Budget Analysts	\$ 35.53	\$ 27.51	\$ 31.37	\$ 36.47	\$ 38.75	\$ 44.72	60
150000	Computer and Mathematical Occupations	\$ 39.13	\$ 21.60	\$ 29.43	\$ 38.92	\$ 48.72	\$ 56.56	1,760
151121	Computer Systems Analysts	\$ 36.41	\$ 21.40	\$ 24.72	\$ 36.96	\$ 45.29	\$ 52.58	340
151122	Information Security Analysts	\$ 38.68	\$ 23.70	\$ 29.14	\$ 36.77	\$ 46.22	\$ 60.89	90
151132	Software Developers, Applications	\$ 44.82	\$ 25.35	\$ 31.46	\$ 42.73	\$ 56.67	\$ 65.47	100
151133	Software Developers, Systems Software	\$ 47.10	\$ 31.40	\$ 38.98	\$ 46.61	\$ 56.58	\$ 64.13	130
151141	Database Administrators	\$ 37.80	\$ 22.96	\$ 30.98	\$ 36.43	\$ 45.06	\$ 53.30	40
151142	Network and Computer Systems Administrators	\$ 32.84	\$ 21.56	\$ 26.85	\$ 32.66	\$ 38.11	\$ 45.46	180
151143	Computer Network Architects	\$ 40.53	\$ 29.80	\$ 34.53	\$ 40.83	\$ 46.63	\$ 50.73	60
151151	Computer User Support Specialists	\$ 22.66	\$ 15.00	\$ 17.55	\$ 21.21	\$ 27.24	\$ 34.60	150
151152	Computer Network Support Specialists	*	*	*	*	*	*	90
151199	Computer Occupations, All Other	\$ 44.38	\$ 33.31	\$ 38.21	\$ 44.73	\$ 51.50	\$ 54.44	420
152031	Operations Research Analysts	\$ 36.30	\$ 19.17	\$ 27.38	\$ 37.19	\$ 44.72	\$ 51.25	40
170000	Architecture and Engineering Occupations	\$ 39.94	\$ 21.89	\$ 28.13	\$ 39.88	\$ 52.85	\$ 58.82	630
172051	Civil Engineers	\$ 38.73	\$ 24.55	\$ 29.23	\$ 40.19	\$ 47.71	\$ 55.68	50
172071	Electrical Engineers	\$ 33.01	\$ 26.03	\$ 27.28	\$ 29.35	\$ 31.42	\$ 47.28	*
172072	Electronics Engineers, Except Computer	\$ 46.66	\$ 32.48	\$ 42.01	\$ 51.49	\$ 52.86	\$ 52.86	130
172112	Industrial Engineers	\$ 54.72	\$ 42.33	\$ 46.84	\$ 53.89	\$ 62.66	\$ 73.14	*
173023	Electrical and Electronic Engineering Technicians	\$ 32.08	\$ 20.20	\$ 24.94	\$ 32.32	\$ 38.75	\$ 42.17	50
190000	Life, Physical, and Social Science Occupations	\$ 34.56	\$ 15.55	\$ 22.49	\$ 36.12	\$ 44.45	\$ 51.11	400
210000	Community and Social Service Occupations	\$ 22.66	\$ 13.69	\$ 15.99	\$ 18.64	\$ 25.00	\$ 33.63	320
211011	Substance Abuse and Behavioral Disorder Counselors	\$ 18.54	\$ 13.73	\$ 15.56	\$ 17.60	\$ 21.47	\$ 25.99	*
211012	Educational, Guidance, School, and Vocational Counselors	\$ 30.06	\$ 15.87	\$ 19.63	\$ 23.97	\$ 31.15	\$ 53.78	80
211021	Child, Family, and School Social Workers	\$ 18.45	\$ 12.18	\$ 15.69	\$ 17.81	\$ 21.10	\$ 24.17	50
211093	Social and Human Service Assistants	\$ 17.00	\$ 14.72	\$ 15.50	\$ 16.73	\$ 17.96	\$ 18.70	*
230000	Legal Occupations	\$ 36.52	\$ 15.35	\$ 18.55	\$ 25.94	\$ 47.00	\$ 65.93	120
231011	Lawyers	\$ 54.52	\$ 24.47	\$ 36.75	\$ 46.25	\$ 59.99	*	40
250000	Education, Training, and Library Occupations	\$ 22.48	\$ 9.56	\$ 13.68	\$ 18.97	\$ 27.56	\$ 38.75	2,660
252011	Preschool Teachers, Except Special Education	\$ 12.59	\$ 8.75	\$ 9.55	\$ 11.08	\$ 13.69	\$ 21.33	60
252012	Kindergarten Teachers, Except Special Education	*	*	*	*	*	*	60
252021	Elementary School Teachers, Except Special Education	*	*	*	*	*	*	400
252022	Middle School Teachers, Except Special and Career/Technical Education	*	*	*	*	*	*	200
252031	Secondary School Teachers, Except Special and Career/Technical Education	*	*	*	*	*	*	290
252032	Career/Technical Education Teachers, Secondary School	*	*	*	*	*	*	40
252052	Special Education Teachers, Kindergarten and Elementary School	*	*	*	*	*	*	40
254021	Librarians	\$ 20.61	\$ 8.49	\$ 8.94	\$ 12.06	\$ 22.85	\$ 37.61	40
254031	Library Technicians	\$ 17.01	\$ 9.35	\$ 14.11	\$ 17.31	\$ 20.19	\$ 23.37	80
259031	Instructional Coordinators	*	*	*	*	*	*	30
270000	Arts, Design, Entertainment, Sports, and Media Occupations	\$ 26.69	\$ 9.38	\$ 14.58	\$ 23.87	\$ 37.79	\$ 47.44	240
290000	Healthcare Practitioners and Technical Occupations	\$ 34.24	\$ 13.89	\$ 19.65	\$ 27.29	\$ 38.35	\$ 68.22	1,390
291051	Pharmacists	\$ 65.05	\$ 52.42	\$ 57.30	\$ 65.46	\$ 74.92	\$ 81.82	40
291069	Physicians and Surgeons, All Other	\$ 89.69	\$ 30.20	\$ 74.21	\$ 94.83	*	*	50
291141	Registered Nurses	\$ 29.32	\$ 18.07	\$ 25.13	\$ 29.41	\$ 34.23	\$ 38.29	360
291171	Nurse Practitioners	\$ 42.74	\$ 24.38	\$ 34.37	\$ 43.28	\$ 49.24	\$ 58.78	50
292011	Medical and Clinical Laboratory Technologists	\$ 24.07	\$ 15.66	\$ 19.99	\$ 23.98	\$ 27.73	\$ 33.27	60
292021	Dental Hygienists	\$ 42.82	\$ 38.61	\$ 41.13	\$ 44.11	\$ 47.09	\$ 48.88	40
292034	Radiologic Technologists	\$ 28.65	\$ 21.82	\$ 24.99	\$ 28.14	\$ 32.17	\$ 36.82	50
292041	Emergency Medical Technicians and Paramedics	\$ 13.61	\$ 10.10	\$ 11.28	\$ 13.04	\$ 14.73	\$ 17.98	80
292052	Pharmacy Technicians	\$ 15.52	\$ 12.34	\$ 13.44	\$ 15.38	\$ 17.64	\$ 18.68	60
292061	Licensed Practical and Licensed Vocational Nurses	\$ 22.72	\$ 20.22	\$ 21.20	\$ 22.38	\$ 23.90	\$ 26.19	70
292071	Medical Records and Health Information Technicians	\$ 18.73	\$ 11.27	\$ 13.72	\$ 16.69	\$ 21.39	\$ 32.85	50
292081	Opticians, Dispensing	\$ 19.84	\$ 12.49	\$ 16.77	\$ 21.39	\$ 23.49	\$ 24.74	*
310000	Healthcare Support Occupations	\$ 15.98	\$ 10.19	\$ 11.61	\$ 13.97	\$ 18.68	\$ 26.18	650
311011	Home Health Aides	\$ 12.68	\$ 10.05	\$ 10.95	\$ 12.61	\$ 14.30	\$ 15.40	*
311014	Nursing Assistants	\$ 17.88	\$ 9.50	\$ 11.72	\$ 14.61	\$ 24.17	\$ 31.83	150
319091	Dental Assistants	\$ 18.89	\$ 11.28	\$ 14.31	\$ 18.33	\$ 23.60	\$ 28.16	120
319092	Medical Assistants	\$ 14.74	\$ 10.57	\$ 12.10	\$ 13.58	\$ 15.05	\$ 20.89	160
319096	Veterinary Assistants and Laboratory Animal Caretakers	\$ 11.29	\$ 9.61	\$ 10.15	\$ 11.02	\$ 11.89	\$ 14.22	60
330000	Protective Service Occupations	\$ 27.23	\$ 15.14	\$ 18.42	\$ 24.37	\$ 37.60	\$ 38.75	2,440
331012	First-Line Supervisors of Police and Detectives	\$ 43.14	\$ 25.15	\$ 29.08	\$ 41.91	\$ 53.97	\$ 68.06	60
331021	First-Line Supervisors of Fire Fighting and Prevention Workers	\$ 24.50	\$ 15.91	\$ 17.88	\$ 25.15	\$ 29.47	\$ 35.79	70
332011	Firefighters	\$ 20.90	\$ 10.75	\$ 14.03	\$ 21.42	\$ 26.13	\$ 30.06	210

333021	Detectives and Criminal Investigators	\$ 36.65	\$ 28.52	\$ 36.46	\$ 37.61	\$ 38.74	\$ 38.75	960
333051	Police and Sheriff's Patrol Officers	\$ 25.39	\$ 17.47	\$ 20.56	\$ 24.10	\$ 30.60	\$ 35.79	190
339032	Security Guards	\$ 15.41	\$ 10.75	\$ 12.38	\$ 15.55	\$ 17.63	\$ 20.63	130
339099	Protective Service Workers, All Other	\$ 16.58	\$ 10.91	\$ 12.79	\$ 14.96	\$ 19.28	\$ 25.15	120
350000	Food Preparation and Serving Related Occupations	\$ 10.64	\$ 8.50	\$ 8.87	\$ 9.52	\$ 11.39	\$ 14.42	3,160
351012	First-Line Supervisors of Food Preparation and Serving Workers	\$ 13.93	\$ 9.79	\$ 10.69	\$ 12.32	\$ 16.48	\$ 20.90	260
352011	Cooks, Fast Food	\$ 9.05	\$ 8.41	\$ 8.61	\$ 8.96	\$ 9.31	\$ 9.59	*
352012	Cooks, Institution and Cafeteria	\$ 12.16	\$ 8.83	\$ 9.62	\$ 11.91	\$ 14.08	\$ 16.42	80
352014	Cooks, Restaurant	\$ 11.17	\$ 9.05	\$ 9.88	\$ 10.87	\$ 11.85	\$ 14.35	180
352021	Food Preparation Workers	\$ 10.84	\$ 8.70	\$ 9.31	\$ 10.51	\$ 12.31	\$ 14.05	150
353011	Bartenders	\$ 10.90	\$ 8.35	\$ 8.59	\$ 8.97	\$ 9.42	\$ 21.30	130
353021	Combined Food Preparation and Serving Workers, Including Fast Food	\$ 9.61	\$ 8.43	\$ 8.70	\$ 9.16	\$ 9.72	\$ 11.89	860
353022	Counter Attendants, Cafeteria, Food Concession, and Coffee Shop	\$ 10.22	\$ 8.52	\$ 8.89	\$ 9.46	\$ 10.91	\$ 12.12	*
353031	Waiters and Waitresses	\$ 10.32	\$ 8.52	\$ 8.90	\$ 9.58	\$ 11.04	\$ 11.97	590
359011	Dining Room and Cafeteria Attendants and Bartender Helpers	\$ 10.60	\$ 8.72	\$ 9.42	\$ 10.45	\$ 11.47	\$ 12.08	80
359021	Dishwashers	\$ 9.15	\$ 8.43	\$ 8.66	\$ 9.05	\$ 9.44	\$ 10.01	130
359031	Hosts and Hostesses, Restaurant, Lounge, and Coffee Shop	\$ 9.89	\$ 8.46	\$ 8.78	\$ 9.31	\$ 10.70	\$ 11.83	100
370000	Building and Grounds Cleaning and Maintenance Occupations	\$ 11.56	\$ 8.57	\$ 9.04	\$ 10.38	\$ 13.09	\$ 15.78	910
371011	First-Line Supervisors of Housekeeping and Janitorial Workers	\$ 17.72	\$ 12.55	\$ 13.79	\$ 16.14	\$ 19.11	\$ 29.08	40
372011	Janitors and Cleaners, Except Maids and Housekeeping Cleaners	\$ 11.41	\$ 8.66	\$ 9.26	\$ 10.99	\$ 13.30	\$ 14.90	390
372012	Maids and Housekeeping Cleaners	\$ 9.66	\$ 8.42	\$ 8.69	\$ 9.14	\$ 9.88	\$ 11.59	270
373011	Landscaping and Groundskeeping Workers	\$ 12.06	\$ 8.76	\$ 9.45	\$ 11.09	\$ 13.77	\$ 17.58	150
390000	Personal Care and Service Occupations	\$ 11.91	\$ 8.61	\$ 9.13	\$ 10.35	\$ 12.23	\$ 17.33	1,150
391021	First-Line Supervisors of Personal Service Workers	\$ 21.63	\$ 12.50	\$ 15.79	\$ 18.08	\$ 29.65	\$ 36.93	80
392021	Nonfarm Animal Caretakers	\$ 10.53	\$ 8.62	\$ 9.13	\$ 10.09	\$ 11.47	\$ 13.33	90
395012	Hairdressers, Hairstylists, and Cosmetologists	\$ 11.19	\$ 8.55	\$ 8.92	\$ 9.55	\$ 13.18	\$ 16.83	70
399011	Childcare Workers	\$ 9.54	\$ 8.39	\$ 8.65	\$ 9.09	\$ 10.03	\$ 11.61	140
399021	Personal Care Aides	\$ 10.14	\$ 8.64	\$ 9.17	\$ 9.98	\$ 11.11	\$ 11.81	450
399032	Recreation Workers	\$ 13.41	\$ 8.90	\$ 10.19	\$ 12.96	\$ 14.97	\$ 18.86	140
410000	Sales and Related Occupations	\$ 14.04	\$ 8.61	\$ 9.09	\$ 10.77	\$ 15.11	\$ 23.19	2,960
411011	First-Line Supervisors of Retail Sales Workers	\$ 16.63	\$ 10.74	\$ 12.83	\$ 15.75	\$ 19.87	\$ 23.88	400
411012	First-Line Supervisors of Non-Retail Sales Workers	\$ 27.44	\$ 10.92	\$ 21.09	\$ 27.97	\$ 31.21	\$ 44.55	50
412011	Cashiers	\$ 9.96	\$ 8.49	\$ 8.77	\$ 9.23	\$ 10.09	\$ 12.59	860
412021	Counter and Rental Clerks	\$ 12.20	\$ 8.56	\$ 8.95	\$ 9.96	\$ 15.95	\$ 19.02	40
412022	Parts Salespersons	\$ 15.08	\$ 8.85	\$ 9.94	\$ 16.16	\$ 18.09	\$ 19.28	*
412031	Retail Salespersons	\$ 11.28	\$ 8.56	\$ 8.98	\$ 9.94	\$ 12.81	\$ 14.99	1,140
413031	Securities, Commodities, and Financial Services Sales Agents	\$ 16.80	\$ 14.10	\$ 15.53	\$ 16.88	\$ 18.24	\$ 19.88	30
413099	Sales Representatives, Services, All Other	\$ 22.36	\$ 11.32	\$ 13.44	\$ 18.06	\$ 27.42	\$ 36.95	110
414012	Sales Representatives, Wholesale and Manufacturing, Except Technical and Scientific Products	\$ 40.22	\$ 14.34	\$ 23.90	\$ 30.24	\$ 38.47	\$ 92.62	80
419099	Sales and Related Workers, All Other	\$ 16.44	\$ 8.61	\$ 9.09	\$ 12.52	\$ 21.61	\$ 30.54	*
430000	Office and Administrative Support Occupations	\$ 15.65	\$ 9.32	\$ 11.17	\$ 14.70	\$ 18.89	\$ 23.74	5,370
431011	First-Line Supervisors of Office and Administrative Support Workers	\$ 19.53	\$ 12.73	\$ 15.60	\$ 18.32	\$ 22.76	\$ 28.67	420
433011	Bill and Account Collectors	\$ 18.43	\$ 12.04	\$ 14.59	\$ 18.30	\$ 22.32	\$ 24.97	*
433021	Billing and Posting Clerks	\$ 16.24	\$ 10.69	\$ 12.34	\$ 14.80	\$ 20.70	\$ 23.82	150
433031	Bookkeeping, Accounting, and Auditing Clerks	\$ 17.03	\$ 10.89	\$ 13.38	\$ 16.44	\$ 20.85	\$ 23.95	300
433051	Payroll and Timekeeping Clerks	\$ 16.92	\$ 9.03	\$ 11.56	\$ 17.45	\$ 21.36	\$ 24.33	60
433061	Procurement Clerks	\$ 21.72	\$ 15.56	\$ 19.92	\$ 22.48	\$ 23.78	\$ 25.94	40
433071	Tellers	\$ 12.47	\$ 10.05	\$ 10.85	\$ 12.12	\$ 13.96	\$ 15.73	80
434031	Court, Municipal, and License Clerks	\$ 15.93	\$ 12.70	\$ 13.58	\$ 15.03	\$ 18.04	\$ 20.96	30
434051	Customer Service Representatives	\$ 14.80	\$ 10.06	\$ 11.28	\$ 13.63	\$ 17.04	\$ 22.09	590
434081	Hotel, Motel, and Resort Desk Clerks	\$ 9.86	\$ 8.42	\$ 8.75	\$ 9.29	\$ 10.91	\$ 12.13	140
434121	Library Assistants, Clerical	\$ 12.17	\$ 8.74	\$ 9.40	\$ 11.62	\$ 14.31	\$ 17.11	50
434161	Human Resources Assistants, Except Payroll and Timekeeping	\$ 19.40	\$ 12.82	\$ 17.12	\$ 19.18	\$ 22.48	\$ 25.62	50
434171	Receptionists and Information Clerks	\$ 12.46	\$ 8.80	\$ 9.78	\$ 11.38	\$ 15.53	\$ 17.94	220
434199	Information and Record Clerks, All Other	\$ 21.77	\$ 16.44	\$ 19.65	\$ 21.85	\$ 24.12	\$ 26.72	120
435031	Police, Fire, and Ambulance Dispatchers	\$ 21.48	\$ 13.35	\$ 15.89	\$ 21.98	\$ 27.20	\$ 29.85	60
435051	Postal Service Clerks	\$ 22.78	\$ 15.64	\$ 19.59	\$ 20.53	\$ 27.31	\$ 27.88	40
435052	Postal Service Mail Carriers	\$ 23.30	\$ 16.07	\$ 17.03	\$ 24.87	\$ 28.77	\$ 28.78	110
435071	Shipping, Receiving, and Traffic Clerks	\$ 12.88	\$ 8.47	\$ 8.98	\$ 10.54	\$ 14.21	\$ 23.34	80
435081	Stock Clerks and Order Fillers	\$ 11.13	\$ 8.55	\$ 8.98	\$ 9.77	\$ 12.11	\$ 15.33	550
436011	Executive Secretaries and Executive Administrative Assistants	\$ 23.78	\$ 15.40	\$ 17.68	\$ 21.77	\$ 28.18	\$ 36.39	70
436013	Medical Secretaries	\$ 14.09	\$ 10.15	\$ 11.74	\$ 13.87	\$ 16.42	\$ 18.53	160
436014	Secretaries and Administrative Assistants, Except Legal, Medical, and Executive	\$ 13.44	\$ 9.30	\$ 10.70	\$ 12.96	\$ 15.16	\$ 18.54	590
439061	Office Clerks, General	\$ 14.30	\$ 9.40	\$ 10.94	\$ 13.76	\$ 17.28	\$ 19.41	590
439199	Office and Administrative Support Workers, All Other	\$ 22.00	\$ 13.76	\$ 19.40	\$ 23.12	\$ 25.93	\$ 29.07	*
450000	Farming, Fishing, and Forestry Occupations	\$ 11.32	\$ 8.60	\$ 9.09	\$ 10.23	\$ 11.93	\$ 16.61	170
470000	Construction and Extraction Occupations	\$ 19.41	\$ 10.46	\$ 14.22	\$ 18.06	\$ 23.46	\$ 30.56	980
471011	Supervisors of Construction and Extraction Workers	\$ 29.72	\$ 20.59	\$ 24.46	\$ 29.52	\$ 35.54	\$ 39.20	90
472031	Carpenters	\$ 17.10	\$ 11.93	\$ 14.27	\$ 17.32	\$ 19.78	\$ 23.01	*
472061	Construction Laborers	\$ 13.09	\$ 8.79	\$ 9.53	\$ 12.41	\$ 16.18	\$ 18.61	120
472073	Operating Engineers and Other Construction Equipment Operators	\$ 20.80	\$ 9.09	\$ 12.10	\$ 22.07	\$ 26.05	\$ 31.41	150
472111	Electricians	\$ 19.49	\$ 12.92	\$ 15.80	\$ 18.08	\$ 22.50	\$ 28.43	190
472141	Painters, Construction and Maintenance	\$ 15.08	\$ 10.34	\$ 11.49	\$ 13.89	\$ 19.01	\$ 22.57	30
472152	Plumbers, Pipefitters, and Steamfitters	\$ 21.44	\$ 16.27	\$ 17.27	\$ 18.95	\$ 24.32	\$ 32.33	*
474011	Construction and Building Inspectors	\$ 24.22	\$ 16.31	\$ 17.88	\$ 22.19	\$ 31.26	\$ 36.20	40
474051	Highway Maintenance Workers	\$ 17.50	\$ 15.24	\$ 16.06	\$ 17.38	\$ 18.70	\$ 21.73	60
490000	Installation, Maintenance, and Repair Occupations	\$ 20.93	\$ 10.41	\$ 13.75	\$ 19.62	\$ 27.00	\$ 34.81	1,110
491011	First-Line Supervisors of Mechanics, Installers, and Repairers	\$ 28.85	\$ 11.60	\$ 21.26	\$ 27.85	\$ 37.87	\$ 45.61	80
492022	Telecommunications Equipment Installers and Repairers, Except Line Installers	\$ 34.87	\$ 31.70	\$ 33.00	\$ 35.35	\$ 37.70	\$ 39.11	80
492094	Electrical and Electronics Repairers, Commercial and Industrial Equipment	\$ 28.32	\$ 24.25	\$ 26.31	\$ 28.39	\$ 29.43	\$ 33.38	30
493021	Automotive Body and Related Repairers	\$ 18.31	\$ 12.28	\$ 14.32	\$ 17.27	\$ 23.10	\$ 27.42	40
493023	Automotive Service Technicians and Mechanics	\$ 16.81	\$ 8.78	\$ 10.66	\$ 14.64	\$ 22.98	\$ 27.51	180
493031	Bus and Truck Mechanics and Diesel Engine Specialists	\$ 19.71	\$ 12.37	\$ 16.96	\$ 20.86	\$ 23.16	\$ 24.61	70
493042	Mobile Heavy Equipment Mechanics, Except Engines	\$ 22.35	\$ 15.84	\$ 18.42	\$ 22.58	\$ 27.00	\$ 28.19	30
499021	Heating, Air Conditioning, and Refrigeration Mechanics and Installers	\$ 17.67	\$ 13.55	\$ 15.42	\$ 17.09	\$ 18.77	\$ 23.62	*
499041	Industrial Machinery Mechanics	\$ 25.87	\$ 20.60	\$ 24.26	\$ 26.67	\$ 28.83	\$ 30.29	30
499071	Maintenance and Repair Workers, General	\$ 15.96	\$ 9.48	\$ 12.06	\$ 14.95	\$ 20.28	\$ 23.47	290
510000	Production Occupations	\$ 15.83	\$ 8.81	\$ 9.63	\$ 13.31	\$ 19.98	\$ 26.62	590
511011	First-Line Supervisors of Production and Operating Workers	\$ 29.07	\$ 19.76	\$ 22.27	\$ 26.80	\$ 34.65	\$ 44.21	50
513021	Butchers and Meat Cutters	\$ 13.57	\$ 8.70	\$ 9.33	\$ 12.87	\$ 16.70	\$ 19.41	80
518031	Water and Wastewater Treatment Plant and System Operators	\$ 20.84	\$ 13.42	\$ 15.73	\$ 21.07	\$ 24.37	\$ 28.58	100
519061	Inspectors, Testers, Sorters, Samplers, and Weighers	\$ 12.71	\$ 8.60	\$ 9.08	\$ 10.38	\$ 14.11	\$ 20.01	*
530000	Transportation and Material Moving Occupations	\$ 15.71	\$ 8.85	\$ 9.70	\$ 12.76	\$ 18.98	\$ 27.54	1,240
533022	Bus Drivers, School or Special Client	\$ 12.21	\$ 9.54	\$ 10.33	\$ 11.56	\$ 13.84	\$ 16.13	190
533031	Driver/Sales Workers	\$ 11.25	\$ 8.51	\$ 8.88	\$ 9.52	\$ 12.33	\$ 18.04	70
533032	Heavy and Tractor-Trailer Truck Drivers	\$ 17.50	\$ 10.64	\$ 13.20	\$ 17.45	\$ 21.99	\$ 24.58	150

533033 Light Truck or Delivery Services Drivers	\$ 14.79	\$ 8.82	\$ 9.60	\$ 15.16	\$ 18.60	\$ 21.88	160
537061 Cleaners of Vehicles and Equipment	\$ 9.71	\$ 8.46	\$ 8.78	\$ 9.32	\$ 10.05	\$ 11.35	50
537062 Laborers and Freight, Stock, and Material Movers, Hand	\$ 11.64	\$ 8.77	\$ 9.39	\$ 10.65	\$ 12.83	\$ 16.56	240
537064 Packers and Packagers, Hand	\$ 9.70	\$ 8.44	\$ 8.67	\$ 9.05	\$ 9.44	\$ 11.44	40
537081 Refuse and Recyclable Material Collectors	\$ 17.65	\$ 13.21	\$ 14.43	\$ 17.02	\$ 20.60	\$ 23.70	60

**Cochise County---2016 Occupational Employment & Annual Wage Estimates**

Occ. Code	Occupational Title	Mean Wage	10th Percentile Wage	25th Percentile Wage	Median Wage	75th Percentile Wage	90th Percentile Wage	Rounded Employment
0	Total, All Occupations	\$ 46,852	\$ 18,775	\$ 23,027	\$ 36,427	\$ 61,648	\$ 90,041	32,570
110000	Management Occupations	\$ 89,505	\$ 38,096	\$ 56,553	\$ 86,304	\$ 111,704	\$ 137,128	1,990
111011	Chief Executives	\$ 142,127	\$ 67,224	\$ 91,379	\$ 122,583	\$ 170,064	*	80
111021	General and Operations Managers	\$ 86,405	\$ 37,054	\$ 49,366	\$ 71,833	\$ 113,244	\$ 135,218	600
112022	Sales Managers	\$ 72,951	\$ 53,998	\$ 58,287	\$ 66,441	\$ 80,125	\$ 101,262	50
113011	Administrative Services Managers	\$ 68,173	\$ 39,002	\$ 49,456	\$ 65,258	\$ 85,381	\$ 101,101	50
113021	Computer and Information Systems Managers	\$ 94,741	\$ 35,950	\$ 62,404	\$ 87,520	\$ 133,216	\$ 156,922	90
113031	Financial Managers	\$ 108,284	\$ 58,516	\$ 75,708	\$ 96,247	\$ 126,633	\$ 168,659	100
119021	Construction Managers	\$ 111,816	\$ 49,157	\$ 81,442	\$ 98,661	\$ 126,909	\$ 161,976	60
119032	Education Administrators, Elementary and Secondary School	\$ 78,157	\$ 53,857	\$ 63,431	\$ 73,553	\$ 83,616	\$ 102,332	90
119041	Architectural and Engineering Managers	\$ 133,326	\$ 112,244	\$ 121,292	\$ 129,904	\$ 137,127	\$ 174,096	80
119051	Food Service Managers	\$ 42,370	\$ 26,809	\$ 29,405	\$ 41,272	\$ 51,761	\$ 61,571	100
119111	Medical and Health Services Managers	\$ 76,719	\$ 34,378	\$ 50,259	\$ 73,484	\$ 95,074	\$ 127,386	80
119141	Property, Real Estate, and Community Association Managers	\$ 44,814	\$ 25,027	\$ 27,179	\$ 30,452	\$ 59,821	\$ 87,634	40
119199	Managers, All Other	\$ 100,839	\$ 87,360	\$ 93,034	\$ 95,841	\$ 109,914	\$ 125,895	290
130000	Business and Financial Operations Occupations	\$ 72,271	\$ 45,719	\$ 57,763	\$ 71,186	\$ 85,336	\$ 98,979	2,350
131023	Purchasing Agents, Except Wholesale, Retail, and Farm Products	\$ 71,781	\$ 42,761	\$ 52,304	\$ 75,852	\$ 85,326	\$ 98,662	120
131041	Compliance Officers	\$ 72,023	\$ 47,273	\$ 59,337	\$ 78,214	\$ 80,593	\$ 88,665	190
131051	Cost Estimators	\$ 64,414	\$ 45,864	\$ 51,584	\$ 58,365	\$ 61,624	\$ 96,732	50
131071	Human Resources Specialists	\$ 71,078	\$ 40,093	\$ 49,457	\$ 73,470	\$ 85,339	\$ 98,673	180
131081	Logisticians	\$ 80,365	\$ 51,172	\$ 67,227	\$ 80,589	\$ 95,826	\$ 109,934	160
131111	Management Analysts	\$ 67,187	\$ 53,839	\$ 56,918	\$ 61,689	\$ 71,108	\$ 95,067	480
131151	Training and Development Specialists	\$ 78,765	\$ 64,619	\$ 70,340	\$ 79,509	\$ 90,668	\$ 97,924	330
131161	Market Research Analysts and Marketing Specialists	\$ 61,618	\$ 43,844	\$ 54,568	\$ 60,401	\$ 66,251	\$ 80,191	40
131199	Business Operations Specialists, All Other	\$ 73,051	\$ 49,028	\$ 59,329	\$ 73,486	\$ 85,330	\$ 98,671	340
132011	Accountants and Auditors	\$ 69,167	\$ 36,791	\$ 45,836	\$ 69,843	\$ 93,218	\$ 104,320	180
132031	Budget Analysts	\$ 73,893	\$ 57,215	\$ 65,253	\$ 75,851	\$ 80,591	\$ 93,026	60
150000	Computer and Mathematical Occupations	\$ 81,398	\$ 44,938	\$ 61,222	\$ 80,956	\$ 101,332	\$ 117,635	1,760
151121	Computer Systems Analysts	\$ 75,741	\$ 44,522	\$ 51,425	\$ 76,878	\$ 94,202	\$ 109,363	340
151122	Information Security Analysts	\$ 80,446	\$ 49,297	\$ 60,608	\$ 76,487	\$ 96,138	\$ 126,652	90
151132	Software Developers, Applications	\$ 93,233	\$ 52,732	\$ 65,432	\$ 88,887	\$ 117,873	\$ 136,181	100
151133	Software Developers, Systems Software	\$ 97,964	\$ 65,302	\$ 81,080	\$ 96,950	\$ 117,676	\$ 133,388	130
151141	Database Administrators	\$ 78,631	\$ 47,754	\$ 64,441	\$ 75,778	\$ 93,722	\$ 110,860	40
151142	Network and Computer Systems Administrators	\$ 68,314	\$ 44,847	\$ 55,844	\$ 67,926	\$ 79,275	\$ 94,553	180
151143	Computer Network Architects	\$ 84,312	\$ 61,986	\$ 71,830	\$ 84,932	\$ 96,985	\$ 105,513	60
151151	Computer User Support Specialists	\$ 47,127	\$ 31,193	\$ 36,498	\$ 44,111	\$ 56,653	\$ 71,975	150
151152	Computer Network Support Specialists	*	*	*	*	*	*	90
151199	Computer Occupations, All Other	\$ 92,319	\$ 69,293	\$ 79,484	\$ 93,038	\$ 107,111	\$ 113,243	420
152031	Operations Research Analysts	\$ 75,495	\$ 39,878	\$ 56,947	\$ 77,361	\$ 93,027	\$ 106,593	40
170000	Architecture and Engineering Occupations	\$ 83,066	\$ 45,526	\$ 58,513	\$ 82,960	\$ 109,931	\$ 122,352	630
172051	Civil Engineers	\$ 80,565	\$ 51,061	\$ 60,804	\$ 83,593	\$ 99,230	\$ 115,819	50
172071	Electrical Engineers	\$ 68,659	\$ 54,152	\$ 56,735	\$ 61,040	\$ 65,353	\$ 98,333	*
172072	Electronics Engineers, Except Computer	\$ 97,053	\$ 67,568	\$ 87,378	\$ 107,104	\$ 109,939	\$ 109,946	130
172112	Industrial Engineers	\$ 113,808	\$ 88,055	\$ 97,437	\$ 112,086	\$ 130,333	\$ 152,137	*
173023	Electrical and Electronic Engineering Technicians	\$ 66,728	\$ 42,013	\$ 51,879	\$ 67,234	\$ 80,593	\$ 87,712	50
190000	Life, Physical, and Social Science Occupations	\$ 71,887	\$ 32,345	\$ 46,776	\$ 75,133	\$ 92,455	\$ 106,318	400
210000	Community and Social Service Occupations	\$ 47,127	\$ 28,468	\$ 33,256	\$ 38,778	\$ 52,007	\$ 69,946	320
211011	Substance Abuse and Behavioral Disorder Counselors	\$ 38,562	\$ 28,561	\$ 32,356	\$ 36,606	\$ 44,652	\$ 54,066	*
211012	Educational, Guidance, School, and Vocational Counselors	\$ 62,519	\$ 33,012	\$ 40,825	\$ 49,854	\$ 64,799	\$ 111,869	80
211021	Child, Family, and School Social Workers	\$ 38,383	\$ 25,326	\$ 32,637	\$ 37,053	\$ 43,887	\$ 50,274	50
211093	Social and Human Service Assistants	\$ 35,358	\$ 30,622	\$ 32,245	\$ 34,804	\$ 37,363	\$ 38,898	*
230000	Legal Occupations	\$ 75,963	\$ 31,925	\$ 38,586	\$ 53,951	\$ 97,758	\$ 137,133	120
231011	Lawyers	\$ 113,403	\$ 50,899	\$ 76,438	\$ 96,201	\$ 124,784	*	40
250000	Education, Training, and Library Occupations	\$ 46,757	\$ 19,895	\$ 28,454	\$ 39,457	\$ 57,321	\$ 80,594	2,660
252011	Preschool Teachers, Except Special Education	\$ 26,195	\$ 18,203	\$ 19,867	\$ 23,045	\$ 28,477	\$ 44,357	60
252012	Kindergarten Teachers, Except Special Education	\$ 46,336	\$ 32,530	\$ 36,591	\$ 43,599	\$ 49,507	\$ 63,517	60
252021	Elementary School Teachers, Except Special Education	\$ 42,928	\$ 28,360	\$ 33,124	\$ 39,449	\$ 48,006	\$ 60,591	400
252022	Middle School Teachers, Except Special and Career/Technical Education	\$ 46,259	\$ 32,258	\$ 35,828	\$ 42,867	\$ 50,792	\$ 64,629	200
252031	Secondary School Teachers, Except Special and Career/Technical Education	\$ 41,336	\$ 32,240	\$ 35,091	\$ 39,935	\$ 47,591	\$ 54,150	290
252032	Career/Technical Education Teachers, Secondary School	\$ 50,129	\$ 36,257	\$ 42,107	\$ 48,844	\$ 58,193	\$ 65,546	40
252052	Special Education Teachers, Kindergarten and Elementary School	\$ 43,298	\$ 30,425	\$ 34,603	\$ 41,615	\$ 49,911	\$ 60,785	40
254021	Librarians	\$ 42,870	\$ 17,663	\$ 18,588	\$ 25,078	\$ 47,518	\$ 78,219	40
254031	Library Technicians	\$ 35,375	\$ 19,451	\$ 29,349	\$ 36,002	\$ 41,995	\$ 48,603	80
259031	Instructional Coordinators	*	*	*	*	*	*	30
270000	Arts, Design, Entertainment, Sports, and Media Occupations	\$ 55,515	\$ 19,509	\$ 30,324	\$ 49,641	\$ 78,600	\$ 98,666	240
290000	Healthcare Practitioners and Technical Occupations	\$ 71,213	\$ 28,901	\$ 40,877	\$ 56,758	\$ 79,763	\$ 141,899	1,390
291051	Pharmacists	\$ 135,311	\$ 109,037	\$ 119,177	\$ 136,159	\$ 155,831	\$ 170,192	40
291069	Physicians and Surgeons, All Other	\$ 186,564	\$ 62,823	\$ 154,366	\$ 197,238	*	*	50
291141	Registered Nurses	\$ 60,983	\$ 37,580	\$ 52,269	\$ 61,179	\$ 71,194	\$ 79,645	360
291171	Nurse Practitioners	\$ 88,897	\$ 50,703	\$ 71,484	\$ 90,029	\$ 102,429	\$ 122,255	50
292011	Medical and Clinical Laboratory Technologists	\$ 50,064	\$ 32,571	\$ 41,580	\$ 49,887	\$ 57,670	\$ 69,204	60
292021	Dental Hygienists	\$ 89,071	\$ 80,316	\$ 85,557	\$ 91,751	\$ 97,944	\$ 101,660	40
292034	Radiologic Technologists	\$ 59,593	\$ 45,393	\$ 51,983	\$ 58,526	\$ 66,912	\$ 76,589	50
292041	Emergency Medical Technicians and Paramedics	\$ 28,304	\$ 21,014	\$ 23,461	\$ 27,113	\$ 30,644	\$ 37,390	80
292052	Pharmacy Technicians	\$ 32,275	\$ 25,677	\$ 27,948	\$ 31,992	\$ 36,689	\$ 38,850	60
292061	Licensed Practical and Licensed Vocational Nurses	\$ 47,249	\$ 42,064	\$ 44,100	\$ 46,546	\$ 49,716	\$ 54,479	70
292071	Medical Records and Health Information Technicians	\$ 38,963	\$ 23,446	\$ 28,541	\$ 34,706	\$ 44,492	\$ 68,319	50
292081	Opticians, Dispensing	\$ 41,271	\$ 25,987	\$ 34,888	\$ 44,498	\$ 48,854	\$ 51,467	*
310000	Healthcare Support Occupations	\$ 33,239	\$ 21,196	\$ 24,157	\$ 29,058	\$ 38,864	\$ 54,448	650
311011	Home Health Aides	\$ 26,384	\$ 20,905	\$ 22,784	\$ 26,221	\$ 29,736	\$ 32,039	*
311014	Nursing Assistants	\$ 37,185	\$ 19,752	\$ 24,380	\$ 30,382	\$ 50,282	\$ 66,199	150
319091	Dental Assistants	\$ 39,292	\$ 23,457	\$ 29,775	\$ 38,123	\$ 49,078	\$ 58,570	120
319092	Medical Assistants	\$ 30,655	\$ 21,980	\$ 25,171	\$ 28,241	\$ 31,308	\$ 43,457	160
319096	Veterinary Assistants and Laboratory Animal Caretakers	\$ 23,483	\$ 19,991	\$ 21,117	\$ 22,928	\$ 24,740	\$ 29,567	60
330000	Protective Service Occupations	\$ 56,641	\$ 31,494	\$ 38,324	\$ 50,686	\$ 78,213	\$ 80,592	2,440
331012	First-Line Supervisors of Police and Detectives	\$ 89,735	\$ 52,310	\$ 60,485	\$ 87,172	\$ 112,262	\$ 141,562	60
331021	First-Line Supervisors of Fire Fighting and Prevention Workers	\$ 50,965	\$ 33,087	\$ 37,192	\$ 52,306	\$ 61,306	\$ 74,434	70
332011	Firefighters	\$ 43,472	\$ 22,363	\$ 29,189	\$ 44,545	\$ 54,342	\$ 62,525	210
333021	Detectives and Criminal Investigators	\$ 76,242	\$ 59,322	\$ 75,839	\$ 78,219	\$ 80,589	\$ 80,599	960
333051	Police and Sheriff's Patrol Officers	\$ 52,821	\$ 36,344	\$ 42,760	\$ 50,134	\$ 63,642	\$ 74,450	190
339032	Security Guards	\$ 32,054	\$ 22,364	\$ 25,754	\$ 32,346	\$ 36,674	\$ 42,916	130
339099	Protective Service Workers, All Other	\$ 34,492	\$ 22,689	\$ 26,596	\$ 31,113	\$ 40,094	\$ 52,308	120

350000	Food Preparation and Serving Related Occupations	\$ 22,121	\$ 17,687	\$ 18,458	\$ 19,798	\$ 23,694	\$ 29,985	3,160
351012	First-Line Supervisors of Food Preparation and Serving Workers	\$ 28,966	\$ 20,361	\$ 22,239	\$ 25,623	\$ 34,279	\$ 43,469	260
352011	Cooks, Fast Food	\$ 18,822	\$ 17,485	\$ 17,917	\$ 18,637	\$ 19,372	\$ 19,957	*
352012	Cooks, Institution and Cafeteria	\$ 25,285	\$ 18,367	\$ 20,008	\$ 24,778	\$ 29,295	\$ 34,153	80
352014	Cooks, Restaurant	\$ 23,238	\$ 18,819	\$ 20,561	\$ 22,601	\$ 24,646	\$ 29,844	180
352021	Food Preparation Workers	\$ 22,554	\$ 18,106	\$ 19,359	\$ 21,858	\$ 25,610	\$ 29,215	150
353011	Bartenders	\$ 22,680	\$ 17,374	\$ 17,858	\$ 18,666	\$ 19,588	\$ 44,303	130
353021	Combined Food Preparation and Serving Workers, Including Fast Food	\$ 19,982	\$ 17,535	\$ 18,100	\$ 19,043	\$ 20,225	\$ 24,732	860
353022	Counter Attendants, Cafeteria, Food Concession, and Coffee Shop	\$ 21,247	\$ 17,723	\$ 18,498	\$ 19,677	\$ 22,687	\$ 25,217	*
353031	Waiters and Waitresses	\$ 21,466	\$ 17,712	\$ 18,521	\$ 19,932	\$ 22,956	\$ 24,894	590
359011	Dining Room and Cafeteria Attendants and Bartender Helpers	\$ 22,042	\$ 18,137	\$ 19,590	\$ 21,730	\$ 23,864	\$ 25,136	80
359021	Dishwashers	\$ 19,039	\$ 17,538	\$ 18,021	\$ 18,826	\$ 19,625	\$ 20,816	130
359031	Hosts and Hostesses, Restaurant, Lounge, and Coffee Shop	\$ 20,562	\$ 17,607	\$ 18,270	\$ 19,369	\$ 22,249	\$ 24,607	100
370000	Building and Grounds Cleaning and Maintenance Occupations	\$ 24,049	\$ 17,821	\$ 18,808	\$ 21,591	\$ 27,227	\$ 32,823	910
371011	First-Line Supervisors of Housekeeping and Janitorial Workers	\$ 36,850	\$ 26,100	\$ 28,679	\$ 33,582	\$ 39,753	\$ 60,476	40
372011	Janitors and Cleaners, Except Maids and Housekeeping Cleaners	\$ 23,724	\$ 18,008	\$ 19,265	\$ 22,863	\$ 27,660	\$ 30,983	390
372012	Maids and Housekeeping Cleaners	\$ 20,084	\$ 17,514	\$ 18,076	\$ 19,012	\$ 20,550	\$ 24,101	270
373011	Landscaping and Groundskeeping Workers	\$ 25,095	\$ 18,226	\$ 19,647	\$ 23,069	\$ 28,647	\$ 36,557	150
390000	Personal Care and Service Occupations	\$ 24,775	\$ 17,899	\$ 18,988	\$ 21,520	\$ 25,439	\$ 36,055	1,150
391021	First-Line Supervisors of Personal Service Workers	\$ 44,991	\$ 25,996	\$ 32,847	\$ 37,606	\$ 61,678	\$ 76,807	80
392021	Nonfarm Animal Caretakers	\$ 21,911	\$ 17,929	\$ 18,985	\$ 20,977	\$ 23,863	\$ 27,733	90
395012	Hairdressers, Hairstylists, and Cosmetologists	\$ 23,267	\$ 17,774	\$ 18,547	\$ 19,865	\$ 27,406	\$ 35,017	70
399011	Childcare Workers	\$ 19,839	\$ 17,445	\$ 17,993	\$ 18,905	\$ 20,852	\$ 24,152	140
399021	Personal Care Aides	\$ 21,081	\$ 17,965	\$ 19,075	\$ 20,757	\$ 23,109	\$ 24,573	450
399032	Recreation Workers	\$ 27,894	\$ 18,513	\$ 21,205	\$ 26,949	\$ 31,130	\$ 39,226	140
410000	Sales and Related Occupations	\$ 29,203	\$ 17,910	\$ 18,902	\$ 22,392	\$ 31,425	\$ 48,226	2,960
411011	First-Line Supervisors of Retail Sales Workers	\$ 34,596	\$ 22,339	\$ 26,688	\$ 32,770	\$ 41,330	\$ 49,661	400
411012	First-Line Supervisors of Non-Retail Sales Workers	\$ 57,083	\$ 22,717	\$ 43,876	\$ 58,169	\$ 64,912	\$ 92,655	50
412011	Cashiers	\$ 20,726	\$ 17,658	\$ 18,239	\$ 19,207	\$ 20,997	\$ 26,186	860
412021	Counter and Rental Clerks	\$ 25,371	\$ 17,795	\$ 18,617	\$ 20,714	\$ 33,183	\$ 39,564	40
412022	Parts Salespersons	\$ 31,358	\$ 18,415	\$ 20,683	\$ 33,607	\$ 37,627	\$ 40,102	*
412031	Retail Salespersons	\$ 23,461	\$ 17,804	\$ 18,677	\$ 20,670	\$ 26,636	\$ 31,184	1,140
413031	Securities, Commodities, and Financial Services Sales Agents	\$ 34,945	\$ 29,333	\$ 32,303	\$ 35,117	\$ 37,932	\$ 41,357	30
413099	Sales Representatives, Services, All Other	\$ 46,518	\$ 23,554	\$ 27,965	\$ 37,554	\$ 57,031	\$ 76,863	110
414012	Sales Representatives, Wholesale and Manufacturing, Except Technical and Scientific Products	\$ 83,664	\$ 29,835	\$ 49,706	\$ 62,890	\$ 80,028	\$ 192,653	80
419099	Sales and Related Workers, All Other	\$ 34,193	\$ 17,909	\$ 18,915	\$ 26,039	\$ 44,940	\$ 63,523	*
430000	Office and Administrative Support Occupations	\$ 32,552	\$ 19,387	\$ 23,231	\$ 30,572	\$ 39,293	\$ 49,371	5,370
431011	First-Line Supervisors of Office and Administrative Support Workers	\$ 40,625	\$ 26,481	\$ 32,450	\$ 38,103	\$ 47,344	\$ 59,632	420
433011	Bill and Account Collectors	\$ 38,338	\$ 25,037	\$ 30,343	\$ 38,062	\$ 46,422	\$ 51,936	*
433021	Billing and Posting Clerks	\$ 33,787	\$ 22,231	\$ 25,666	\$ 30,785	\$ 43,057	\$ 49,536	150
433031	Bookkeeping, Accounting, and Auditing Clerks	\$ 35,428	\$ 22,658	\$ 27,825	\$ 34,199	\$ 43,367	\$ 49,819	300
433051	Payroll and Timekeeping Clerks	\$ 35,190	\$ 18,785	\$ 24,045	\$ 36,295	\$ 44,420	\$ 50,601	60
433061	Procurement Clerks	\$ 45,175	\$ 32,357	\$ 41,427	\$ 46,764	\$ 49,461	\$ 53,946	40
433071	Tellers	\$ 25,939	\$ 20,906	\$ 22,574	\$ 25,220	\$ 29,041	\$ 32,712	80
434031	Court, Municipal, and License Clerks	\$ 33,136	\$ 26,420	\$ 28,236	\$ 31,263	\$ 37,525	\$ 43,591	30
434051	Customer Service Representatives	\$ 30,785	\$ 20,923	\$ 23,459	\$ 28,350	\$ 35,434	\$ 45,956	590
434081	Hotel, Motel, and Resort Desk Clerks	\$ 20,519	\$ 17,523	\$ 18,196	\$ 19,332	\$ 22,693	\$ 25,228	140
434121	Library Assistants, Clerical	\$ 25,309	\$ 18,176	\$ 19,550	\$ 24,168	\$ 29,772	\$ 35,581	50
434161	Human Resources Assistants, Except Payroll and Timekeeping	\$ 40,359	\$ 26,657	\$ 35,614	\$ 39,897	\$ 46,759	\$ 53,287	50
434171	Receptionists and Information Clerks	\$ 25,910	\$ 18,297	\$ 20,353	\$ 23,666	\$ 32,300	\$ 37,312	220
434199	Information and Record Clerks, All Other	\$ 45,271	\$ 34,201	\$ 40,879	\$ 45,442	\$ 50,179	\$ 55,569	120
435031	Police, Fire, and Ambulance Dispatchers	\$ 44,671	\$ 27,766	\$ 33,053	\$ 45,725	\$ 56,581	\$ 62,079	60
435051	Postal Service Clerks	\$ 47,387	\$ 32,523	\$ 40,750	\$ 42,692	\$ 56,799	\$ 57,983	40
435052	Postal Service Mail Carriers	\$ 48,467	\$ 33,425	\$ 35,416	\$ 51,719	\$ 59,849	\$ 59,862	110
435071	Shipping, Receiving, and Traffic Clerks	\$ 26,800	\$ 17,608	\$ 18,675	\$ 21,925	\$ 29,561	\$ 48,547	80
435081	Stock Clerks and Order Fillers	\$ 23,142	\$ 17,789	\$ 18,668	\$ 20,313	\$ 25,198	\$ 31,888	550
436011	Executive Secretaries and Executive Administrative Assistants	\$ 49,463	\$ 32,035	\$ 36,770	\$ 45,275	\$ 58,620	\$ 75,693	70
436013	Medical Secretaries	\$ 29,313	\$ 21,104	\$ 24,417	\$ 28,845	\$ 34,152	\$ 38,550	160
436014	Secretaries and Administrative Assistants, Except Legal, Medical, and Executive	\$ 27,961	\$ 19,339	\$ 22,264	\$ 26,959	\$ 31,529	\$ 38,571	590
439061	Office Clerks, General	\$ 29,754	\$ 19,561	\$ 22,764	\$ 28,629	\$ 35,933	\$ 40,374	590
439199	Office and Administrative Support Workers, All Other	\$ 45,756	\$ 28,618	\$ 40,361	\$ 48,095	\$ 53,938	\$ 60,473	*
450000	Farming, Fishing, and Forestry Occupations	\$ 23,553	\$ 17,894	\$ 18,899	\$ 21,284	\$ 24,824	\$ 34,554	170
470000	Construction and Extraction Occupations	\$ 40,377	\$ 21,762	\$ 29,586	\$ 37,569	\$ 48,800	\$ 63,566	980
471011	Supervisors of Construction and Extraction Workers	\$ 61,811	\$ 42,822	\$ 50,884	\$ 61,399	\$ 73,914	\$ 81,545	90
472031	Carpenters	\$ 35,576	\$ 24,820	\$ 29,690	\$ 36,017	\$ 41,146	\$ 47,861	*
472061	Construction Laborers	\$ 27,222	\$ 18,288	\$ 19,832	\$ 25,820	\$ 33,645	\$ 38,705	120
472073	Operating Engineers and Other Construction Equipment Operators	\$ 43,272	\$ 18,910	\$ 25,169	\$ 45,906	\$ 54,177	\$ 65,334	150
472111	Electricians	\$ 40,531	\$ 26,882	\$ 32,867	\$ 37,606	\$ 46,806	\$ 59,125	190
472141	Painters, Construction and Maintenance	\$ 31,374	\$ 21,508	\$ 23,894	\$ 28,893	\$ 39,534	\$ 46,955	30
472152	Plumbers, Pipefitters, and Steamfitters	\$ 44,593	\$ 33,837	\$ 35,929	\$ 39,415	\$ 50,596	\$ 67,255	*
474011	Construction and Building Inspectors	\$ 50,380	\$ 33,935	\$ 37,196	\$ 46,160	\$ 65,031	\$ 75,306	40
474051	Highway Maintenance Workers	\$ 36,390	\$ 31,694	\$ 33,395	\$ 36,142	\$ 38,889	\$ 45,190	60
490000	Installation, Maintenance, and Repair Occupations	\$ 43,525	\$ 21,647	\$ 28,591	\$ 40,806	\$ 56,170	\$ 72,398	1,110
491011	First-Line Supervisors of Mechanics, Installers, and Repairers	\$ 60,007	\$ 24,128	\$ 44,225	\$ 57,938	\$ 78,776	\$ 94,874	80
492022	Telecommunications Equipment Installers and Repairers, Except Line Installers	\$ 72,538	\$ 65,927	\$ 68,631	\$ 73,526	\$ 78,420	\$ 81,357	80
492094	Electrical and Electronics Repairers, Commercial and Industrial Equipment	\$ 58,902	\$ 50,450	\$ 54,721	\$ 59,061	\$ 61,207	\$ 69,429	30
493021	Automotive Body and Related Repairers	\$ 38,084	\$ 25,536	\$ 29,780	\$ 35,924	\$ 48,044	\$ 57,027	40
493023	Automotive Service Technicians and Mechanics	\$ 34,958	\$ 18,254	\$ 22,182	\$ 30,442	\$ 47,805	\$ 57,213	180
493031	Bus and Truck Mechanics and Diesel Engine Specialists	\$ 40,994	\$ 25,736	\$ 35,280	\$ 43,397	\$ 48,170	\$ 51,191	70
493042	Mobile Heavy Equipment Mechanics, Except Engines	\$ 46,484	\$ 32,955	\$ 38,314	\$ 46,963	\$ 56,170	\$ 58,637	30
499021	Heating, Air Conditioning, and Refrigeration Mechanics and Installers	\$ 36,744	\$ 28,182	\$ 32,064	\$ 35,550	\$ 39,051	\$ 49,120	*
499041	Industrial Machinery Mechanics	\$ 53,808	\$ 42,853	\$ 50,458	\$ 55,478	\$ 59,963	\$ 63,004	30
499071	Maintenance and Repair Workers, General	\$ 33,190	\$ 19,712	\$ 25,086	\$ 31,103	\$ 42,189	\$ 48,818	290
510000	Production Occupations	\$ 32,932	\$ 18,331	\$ 20,031	\$ 27,676	\$ 41,556	\$ 55,378	590
511011	First-Line Supervisors of Production and Operating Workers	\$ 60,465	\$ 41,110	\$ 46,311	\$ 55,738	\$ 72,080	\$ 91,954	50
513021	Butchers and Meat Cutters	\$ 28,233	\$ 18,100	\$ 19,399	\$ 26,778	\$ 34,731	\$ 40,372	80
518031	Water and Wastewater Treatment Plant and System Operators	\$ 43,344	\$ 27,916	\$ 32,715	\$ 43,831	\$ 50,685	\$ 59,441	100
519061	Inspectors, Testers, Sorters, Samplers, and Weighers	\$ 26,445	\$ 17,890	\$ 18,896	\$ 21,588	\$ 29,352	\$ 41,611	*
530000	Transportation and Material Moving Occupations	\$ 32,668	\$ 18,416	\$ 20,171	\$ 26,541	\$ 39,485	\$ 57,293	1,240
533022	Bus Drivers, School or Special Client	\$ 25,387	\$ 19,849	\$ 21,496	\$ 24,039	\$ 28,790	\$ 33,559	190
533031	Driver/Sales Workers	\$ 23,401	\$ 17,708	\$ 18,461	\$ 19,796	\$ 25,638	\$ 37,518	70
533032	Heavy and Tractor-Trailer Truck Drivers	\$ 36,410	\$ 22,128	\$ 27,453	\$ 36,292	\$ 45,735	\$ 51,133	150
533033	Light Truck or Delivery Services Drivers	\$ 30,757	\$ 18,339	\$ 19,962	\$ 31,530	\$ 38,696	\$ 45,519	160
537061	Cleaners of Vehicles and Equipment	\$ 20,195	\$ 17,588	\$ 18,253	\$ 19,386	\$ 20,909	\$ 23,600	50
537062	Laborers and Freight, Stock, and Material Movers, Hand	\$ 24,215	\$ 18,232	\$ 19,540	\$ 22,145	\$ 26,681	\$ 34,446	240
537064	Packers and Packagers, Hand	\$ 20,167	\$ 17,546	\$ 18,026	\$ 18,827	\$ 19,628	\$ 23,792	40
537081	Refuse and Recyclable Material Collectors	\$ 36,703	\$ 27,468	\$ 30,013	\$ 35,396	\$ 42,855	\$ 49,287	60

## Cochise County---2016 Relative Standard Errors

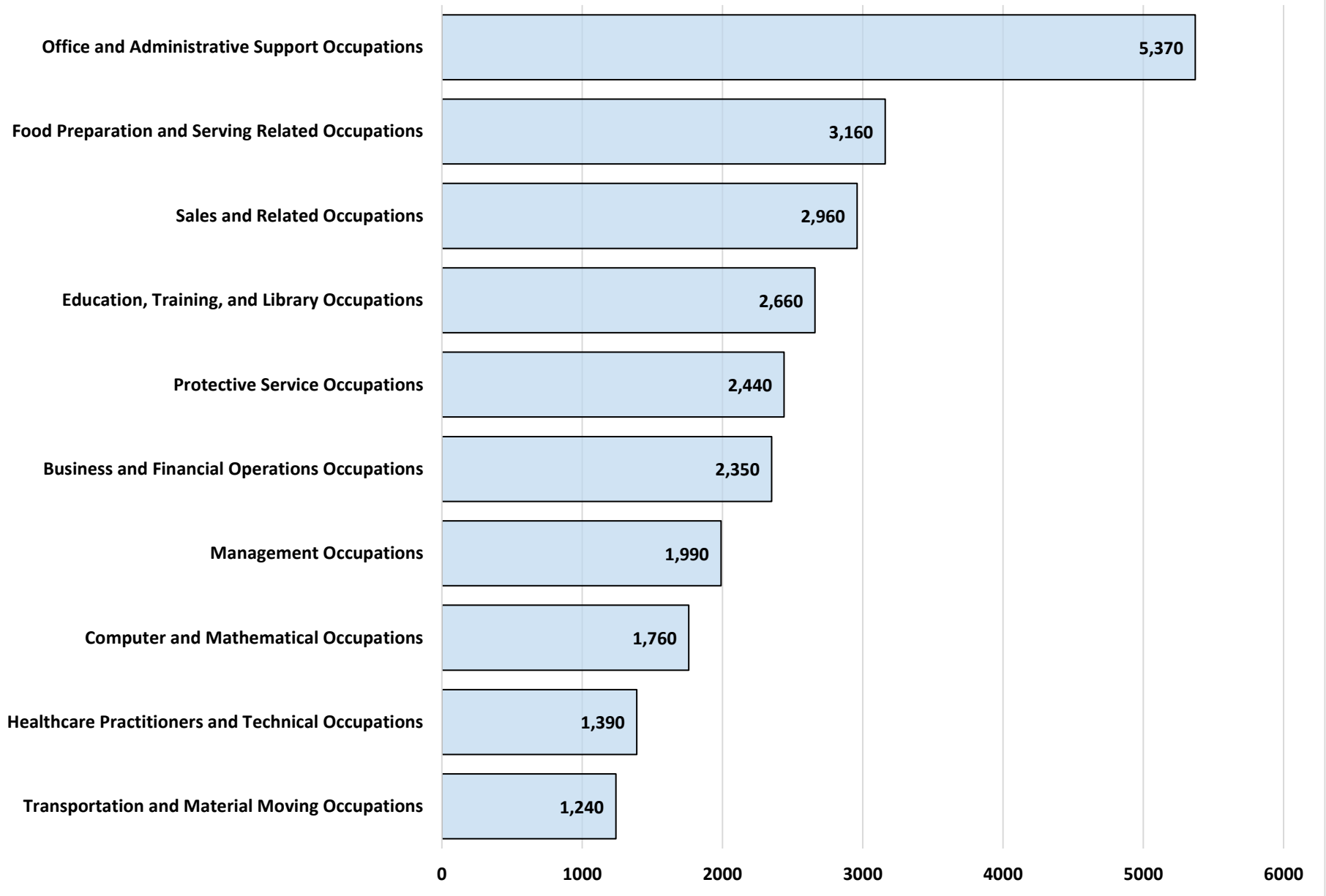
Occ. Code	Occupational Title	Mean Annual Wage	Wage RSE	Rounded Employment	Employment RSE
0	Total, All Occupations	\$ 46,852	6.81%	32,570	2.96%
110000	Management Occupations	\$ 89,505	4.35%	1,990	6.81%
111011	Chief Executives	\$ 142,127	9.22%	80	22.99%
111021	General and Operations Managers	\$ 86,405	8.65%	600	17.08%
112022	Sales Managers	\$ 72,951	6.27%	50	31.77%
113011	Administrative Services Managers	\$ 68,173	5.11%	50	18.18%
113021	Computer and Information Systems Managers	\$ 94,741	5.47%	90	14.27%
113031	Financial Managers	\$ 108,284	8.91%	100	15.13%
119021	Construction Managers	\$ 111,816	13.80%	60	36.34%
119032	Education Administrators, Elementary and Secondary School	\$ 78,157	6.41%	90	9.25%
119041	Architectural and Engineering Managers	\$ 133,326	2.89%	80	7.43%
119051	Food Service Managers	\$ 42,370	5.10%	100	42.08%
119111	Medical and Health Services Managers	\$ 76,719	5.66%	80	14.15%
119141	Property, Real Estate, and Community Association Managers	\$ 44,814	8.31%	40	22.14%
119199	Managers, All Other	\$ 100,839	2.82%	290	5.46%
130000	Business and Financial Operations Occupations	\$ 72,271	1.96%	2,350	11.08%
131023	Purchasing Agents, Except Wholesale, Retail, and Farm Products	\$ 71,781	3.37%	120	2.46%
131041	Compliance Officers	\$ 72,023	3.95%	190	6.02%
131051	Cost Estimators	\$ 64,414	9.96%	50	30.86%
131071	Human Resources Specialists	\$ 71,078	2.46%	180	5.49%
131081	Logisticians	\$ 80,365	3.38%	160	12.20%
131111	Management Analysts	\$ 67,187	4.54%	480	46.51%
131151	Training and Development Specialists	\$ 78,765	3.08%	330	3.91%
131161	Market Research Analysts and Marketing Specialists	\$ 61,618	2.98%	40	43.60%
131199	Business Operations Specialists, All Other	\$ 73,051	2.64%	340	5.39%
132011	Accountants and Auditors	\$ 69,167	5.09%	180	21.22%
132031	Budget Analysts	\$ 73,893	3.39%	60	7.37%
150000	Computer and Mathematical Occupations	\$ 81,398	2.97%	1,760	9.07%
151121	Computer Systems Analysts	\$ 75,741	6.84%	340	32.06%
151122	Information Security Analysts	\$ 80,446	4.29%	90	12.59%
151132	Software Developers, Applications	\$ 93,233	2.42%	100	45.10%
151133	Software Developers, Systems Software	\$ 97,964	3.43%	130	16.38%
151141	Database Administrators	\$ 78,631	5.06%	40	21.13%
151142	Network and Computer Systems Administrators	\$ 68,314	2.60%	180	13.53%
151143	Computer Network Architects	\$ 84,312	2.87%	60	18.54%
151151	Computer User Support Specialists	\$ 47,127	2.48%	150	12.57%
151152	Computer Network Support Specialists	*	10.17%	90	16.76%
151199	Computer Occupations, All Other	\$ 92,319	2.52%	420	4.75%
152031	Operations Research Analysts	\$ 75,495	7.79%	40	20.27%
170000	Architecture and Engineering Occupations	\$ 83,066	5.97%	630	12.71%
172051	Civil Engineers	\$ 80,565	6.99%	50	31.92%
172071	Electrical Engineers	\$ 68,659	12.34% *		62.21%
172072	Electronics Engineers, Except Computer	\$ 97,053	3.84%	130	7.54%
172112	Industrial Engineers	\$ 113,808	3.29% *		85.21%
173023	Electrical and Electronic Engineering Technicians	\$ 66,728	4.44%	50	9.73%
190000	Life, Physical, and Social Science Occupations	\$ 71,887	2.42%	400	5.07%
210000	Community and Social Service Occupations	\$ 47,127	6.79%	320	22.63%
211011	Substance Abuse and Behavioral Disorder Counselors	\$ 38,562	4.53% *		61.04%
211012	Educational, Guidance, School, and Vocational Counselors	\$ 62,519	5.69%	80	30.42%
211021	Child, Family, and School Social Workers	\$ 38,383	2.69%	50	13.39%
211093	Social and Human Service Assistants	\$ 35,358	4.47% *		54.48%
230000	Legal Occupations	\$ 75,963	16.13%	120	27.68%
231011	Lawyers	\$ 113,403	20.92%	40	24.52%
250000	Education, Training, and Library Occupations	\$ 46,757	6.04%	2,660	13.27%
252011	Preschool Teachers, Except Special Education	\$ 26,195	2.99%	60	29.94%
252012	Kindergarten Teachers, Except Special Education	\$ 46,336	4.72%	60	11.82%
252021	Elementary School Teachers, Except Special Education	\$ 42,928	3.97%	400	7.13%
252022	Middle School Teachers, Except Special and Career/Technical Education	\$ 46,259	4.95%	200	16.13%
252031	Secondary School Teachers, Except Special and Career/Technical Education	\$ 41,336	4.20%	290	15.14%
252032	Career/Technical Education Teachers, Secondary School	\$ 50,129	4.82%	40	30.35%
252052	Special Education Teachers, Kindergarten and Elementary School	\$ 43,298	3.58%	40	3.68%
254021	Librarians	\$ 42,870	14.99%	40	11.82%
254031	Library Technicians	\$ 35,375	5.54%	80	8.33%
259031	Instructional Coordinators	*	6.45%	30	14.21%
270000	Arts, Design, Entertainment, Sports, and Media Occupations	\$ 55,515	10.42%	240	13.15%
290000	Healthcare Practitioners and Technical Occupations	\$ 71,213	4.80%	1,390	5.25%

291051	Pharmacists	\$ 135,311	4.10%	40	16.87%
291069	Physicians and Surgeons, All Other	\$ 186,564	9.81%	50	40.75%
291141	Registered Nurses	\$ 60,983	2.51%	360	11.72%
291171	Nurse Practitioners	\$ 88,897	7.03%	50	10.04%
292011	Medical and Clinical Laboratory Technologists	\$ 50,064	8.06%	60	25.51%
292021	Dental Hygienists	\$ 89,071	2.79%	40	17.20%
292034	Radiologic Technologists	\$ 59,593	2.14%	50	10.80%
292041	Emergency Medical Technicians and Paramedics	\$ 28,304	3.75%	80	11.04%
292052	Pharmacy Technicians	\$ 32,275	1.97%	60	10.55%
292061	Licensed Practical and Licensed Vocational Nurses	\$ 47,249	2.82%	70	20.59%
292071	Medical Records and Health Information Technicians	\$ 38,963	6.13%	50	4.72%
292081	Opticians, Dispensing	\$ 41,271	11.82% *		65.03%
310000	Healthcare Support Occupations	\$ 33,239	4.90%	650	11.81%
311011	Home Health Aides	\$ 26,384	5.06% *		58.71%
311014	Nursing Assistants	\$ 37,185	7.23%	150	13.88%
319091	Dental Assistants	\$ 39,292	8.57%	120	17.81%
319092	Medical Assistants	\$ 30,655	7.22%	160	17.44%
319096	Veterinary Assistants and Laboratory Animal Caretakers	\$ 23,483	7.61%	60	49.26%
330000	Protective Service Occupations	\$ 56,641	8.02%	2,440	1.94%
331012	First-Line Supervisors of Police and Detectives	\$ 89,735	6.27%	60	6.35%
331021	First-Line Supervisors of Fire Fighting and Prevention Workers	\$ 50,965	3.61%	70	22.90%
332011	Firefighters	\$ 43,472	5.16%	210	12.15%
333021	Detectives and Criminal Investigators	\$ 76,242	3.37%	960	1.63%
333051	Police and Sheriff's Patrol Officers	\$ 52,821	3.71%	190	37.43%
339032	Security Guards	\$ 32,054	3.67%	130	13.75%
339099	Protective Service Workers, All Other	\$ 34,492	3.39%	120	10.52%
350000	Food Preparation and Serving Related Occupations	\$ 22,121	2.42%	3,160	9.46%
351012	First-Line Supervisors of Food Preparation and Serving Workers	\$ 28,966	5.19%	260	18.70%
352011	Cooks, Fast Food	\$ 18,822	4.25% *		56.12%
352012	Cooks, Institution and Cafeteria	\$ 25,285	3.43%	80	17.83%
352014	Cooks, Restaurant	\$ 23,238	2.72%	180	12.54%
352021	Food Preparation Workers	\$ 22,554	2.16%	150	40.83%
353011	Bartenders	\$ 22,680	11.47%	130	21.51%
353021	Combined Food Preparation and Serving Workers, Including Fast Food	\$ 19,982	2.84%	860	30.12%
353022	Counter Attendants, Cafeteria, Food Concession, and Coffee Shop	\$ 21,247	7.40% *		55.36%
353031	Waiters and Waitresses	\$ 21,466	4.31%	590	24.09%
359011	Dining Room and Cafeteria Attendants and Bartender Helpers	\$ 22,042	3.28%	80	43.22%
359021	Dishwashers	\$ 19,039	3.56%	130	31.70%
359031	Hosts and Hostesses, Restaurant, Lounge, and Coffee Shop	\$ 20,562	4.06%	100	15.40%
370000	Building and Grounds Cleaning and Maintenance Occupations	\$ 24,049	2.49%	910	8.17%
371011	First-Line Supervisors of Housekeeping and Janitorial Workers	\$ 36,850	6.77%	40	30.37%
372011	Janitors and Cleaners, Except Maids and Housekeeping Cleaners	\$ 23,724	2.36%	390	12.37%
372012	Maids and Housekeeping Cleaners	\$ 20,084	2.94%	270	5.24%
373011	Landscaping and Groundskeeping Workers	\$ 25,095	6.25%	150	31.04%
390000	Personal Care and Service Occupations	\$ 24,775	5.13%	1,150	13.85%
391021	First-Line Supervisors of Personal Service Workers	\$ 44,991	10.92%	80	31.65%
392021	Nonfarm Animal Caretakers	\$ 21,911	4.51%	90	43.47%
395012	Hairdressers, Hairstylists, and Cosmetologists	\$ 23,267	9.40%	70	31.34%
399011	Childcare Workers	\$ 19,839	4.44%	140	15.65%
399021	Personal Care Aides	\$ 21,081	2.12%	450	31.44%
399032	Recreation Workers	\$ 27,894	6.03%	140	11.55%
410000	Sales and Related Occupations	\$ 29,203	4.82%	2,960	6.88%
411011	First-Line Supervisors of Retail Sales Workers	\$ 34,596	2.35%	400	11.06%
411012	First-Line Supervisors of Non-Retail Sales Workers	\$ 57,083	10.73%	50	36.75%
412011	Cashiers	\$ 20,726	2.03%	860	10.04%
412021	Counter and Rental Clerks	\$ 25,371	8.45%	40	19.45%
412022	Parts Salespersons	\$ 31,358	12.84% *		56.28%
412031	Retail Salespersons	\$ 23,461	3.11%	1,140	10.90%
413031	Securities, Commodities, and Financial Services Sales Agents	\$ 34,945	2.57%	30	41.75%
413099	Sales Representatives, Services, All Other	\$ 46,518	12.13%	110	47.61%
414012	Sales Representatives, Wholesale and Manufacturing, Except Technical and Scientific Products	\$ 83,664	14.51%	80	49.40%
419099	Sales and Related Workers, All Other	\$ 34,193	24.98% *		74.19%
430000	Office and Administrative Support Occupations	\$ 32,552	2.01%	5,370	4.46%
431011	First-Line Supervisors of Office and Administrative Support Workers	\$ 40,625	2.73%	420	12.73%
433011	Bill and Account Collectors	\$ 38,338	2.35% *		96.75%
433021	Billing and Posting Clerks	\$ 33,787	7.82%	150	26.71%
433031	Bookkeeping, Accounting, and Auditing Clerks	\$ 35,428	2.71%	300	13.12%
433051	Payroll and Timekeeping Clerks	\$ 35,190	5.90%	60	45.98%
433061	Procurement Clerks	\$ 45,175	3.18%	40	6.57%
433071	Tellers	\$ 25,939	5.13%	80	24.82%
434031	Court, Municipal, and License Clerks	\$ 33,136	4.90%	30	32.91%
434051	Customer Service Representatives	\$ 30,785	2.14%	590	24.01%

434081	Hotel, Motel, and Resort Desk Clerks	\$ 20,519	5.08%	140	11.00%
434121	Library Assistants, Clerical	\$ 25,309	3.43%	50	49.57%
434161	Human Resources Assistants, Except Payroll and Timekeeping	\$ 40,359	4.77%	50	12.02%
434171	Receptionists and Information Clerks	\$ 25,910	3.96%	220	14.71%
434199	Information and Record Clerks, All Other	\$ 45,271	3.14%	120	10.88%
435031	Police, Fire, and Ambulance Dispatchers	\$ 44,671	6.73%	60	16.70%
435071	Shipping, Receiving, and Traffic Clerks	\$ 26,800	5.98%	80	20.68%
435081	Stock Clerks and Order Fillers	\$ 23,142	2.43%	550	14.27%
436011	Executive Secretaries and Executive Administrative Assistants	\$ 49,463	7.57%	70	10.09%
436013	Medical Secretaries	\$ 29,313	4.15%	160	15.83%
436014	Secretaries and Administrative Assistants, Except Legal, Medical, and Executive	\$ 27,961	1.73%	590	8.42%
439061	Office Clerks, General	\$ 29,754	2.62%	590	12.07%
439199	Office and Administrative Support Workers, All Other	\$ 45,756	3.48% *		50.87%
450000	Farming, Fishing, and Forestry Occupations	\$ 23,553	4.43%	170	12.01%
470000	Construction and Extraction Occupations	\$ 40,377	2.59%	980	11.58%
471011	Supervisors of Construction and Extraction Workers	\$ 61,811	3.72%	90	18.78%
472031	Carpenters	\$ 35,576	6.87% *		51.52%
472061	Construction Laborers	\$ 27,222	7.20%	120	31.00%
472073	Operating Engineers and Other Construction Equipment Operators	\$ 43,272	4.79%	150	19.56%
472111	Electricians	\$ 40,531	5.66%	190	25.81%
472141	Painters, Construction and Maintenance	\$ 31,374	3.90%	30	30.67%
472152	Plumbers, Pipefitters, and Steamfitters	\$ 44,593	10.06% *		81.21%
474011	Construction and Building Inspectors	\$ 50,380	5.03%	40	26.48%
474051	Highway Maintenance Workers	\$ 36,390	3.66%	60	34.80%
490000	Installation, Maintenance, and Repair Occupations	\$ 43,525	4.88%	1,110	9.29%
491011	First-Line Supervisors of Mechanics, Installers, and Repairers	\$ 60,007	6.13%	80	13.53%
492022	Telecommunications Equipment Installers and Repairers, Except Line Installers	\$ 72,538	5.00%	80	41.71%
492094	Electrical and Electronics Repairers, Commercial and Industrial Equipment	\$ 58,902	3.79%	30	13.22%
493021	Automotive Body and Related Repairers	\$ 38,084	5.26%	40	49.51%
493023	Automotive Service Technicians and Mechanics	\$ 34,958	7.61%	180	18.28%
493031	Bus and Truck Mechanics and Diesel Engine Specialists	\$ 40,994	4.97%	70	34.40%
493042	Mobile Heavy Equipment Mechanics, Except Engines	\$ 46,484	3.57%	30	34.59%
499021	Heating, Air Conditioning, and Refrigeration Mechanics and Installers	\$ 36,744	5.70% *		60.46%
499041	Industrial Machinery Mechanics	\$ 53,808	3.82%	30	49.37%
499071	Maintenance and Repair Workers, General	\$ 33,190	3.39%	290	17.39%
510000	Production Occupations	\$ 32,932	6.07%	590	10.90%
511011	First-Line Supervisors of Production and Operating Workers	\$ 60,465	6.12%	50	24.27%
513021	Butchers and Meat Cutters	\$ 28,233	6.17%	80	43.16%
518031	Water and Wastewater Treatment Plant and System Operators	\$ 43,344	5.44%	100	37.87%
519061	Inspectors, Testers, Sorters, Samplers, and Weighers	\$ 26,445	12.56% *		62.08%
530000	Transportation and Material Moving Occupations	\$ 32,668	4.66%	1,240	6.67%
533022	Bus Drivers, School or Special Client	\$ 25,387	1.85%	190	13.48%
533031	Driver/Sales Workers	\$ 23,401	10.68%	70	33.98%
533032	Heavy and Tractor-Trailer Truck Drivers	\$ 36,410	7.79%	150	18.72%
533033	Light Truck or Delivery Services Drivers	\$ 30,757	6.87%	160	17.84%
537061	Cleaners of Vehicles and Equipment	\$ 20,195	5.82%	50	46.66%
537062	Laborers and Freight, Stock, and Material Movers, Hand	\$ 24,215	3.71%	240	16.63%
537064	Packers and Packagers, Hand	\$ 20,167	6.89%	40	23.38%
537081	Refuse and Recyclable Material Collectors	\$ 36,703	6.66%	60	47.04%



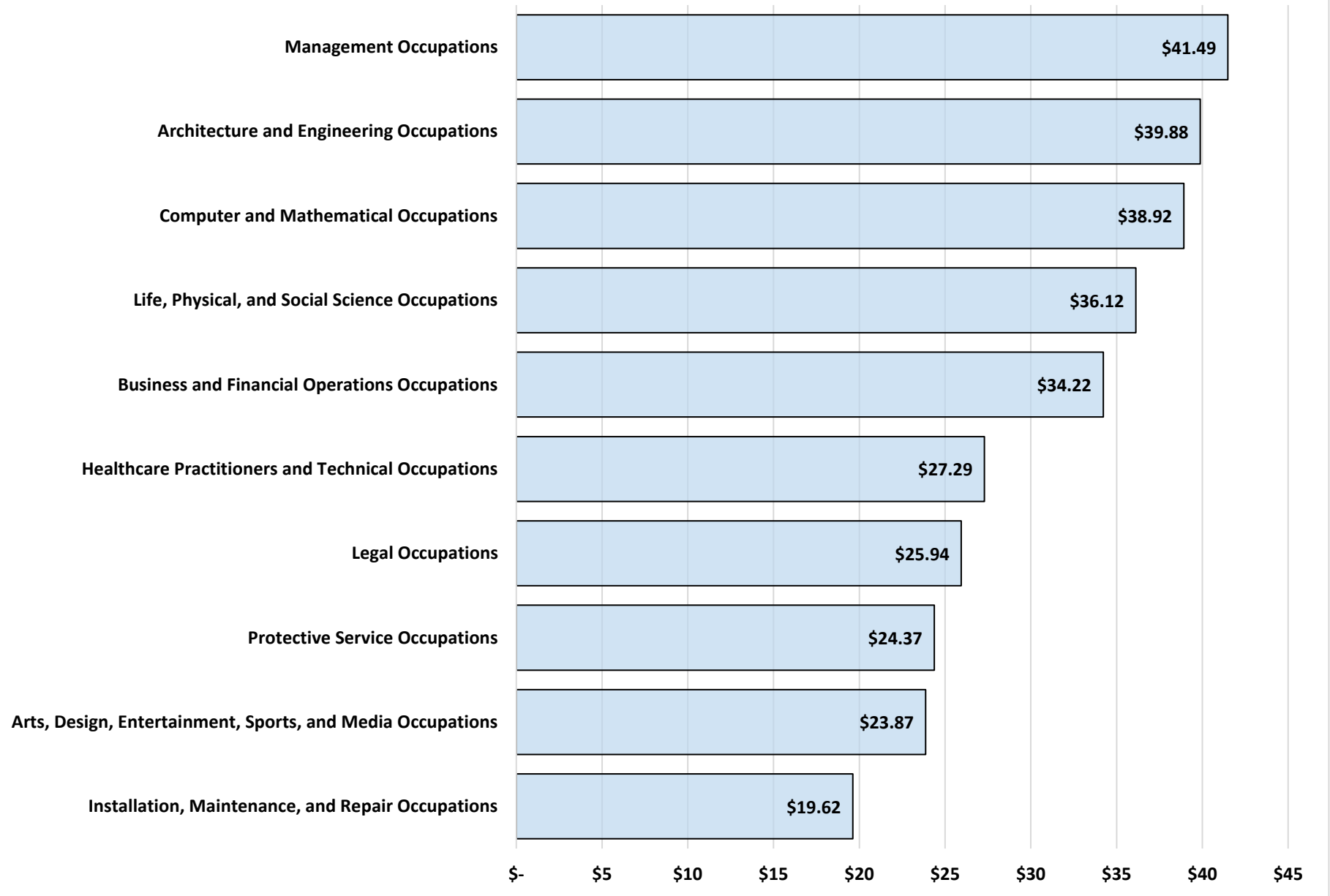
### Top 10 Largest Major Occupations in Cochise County



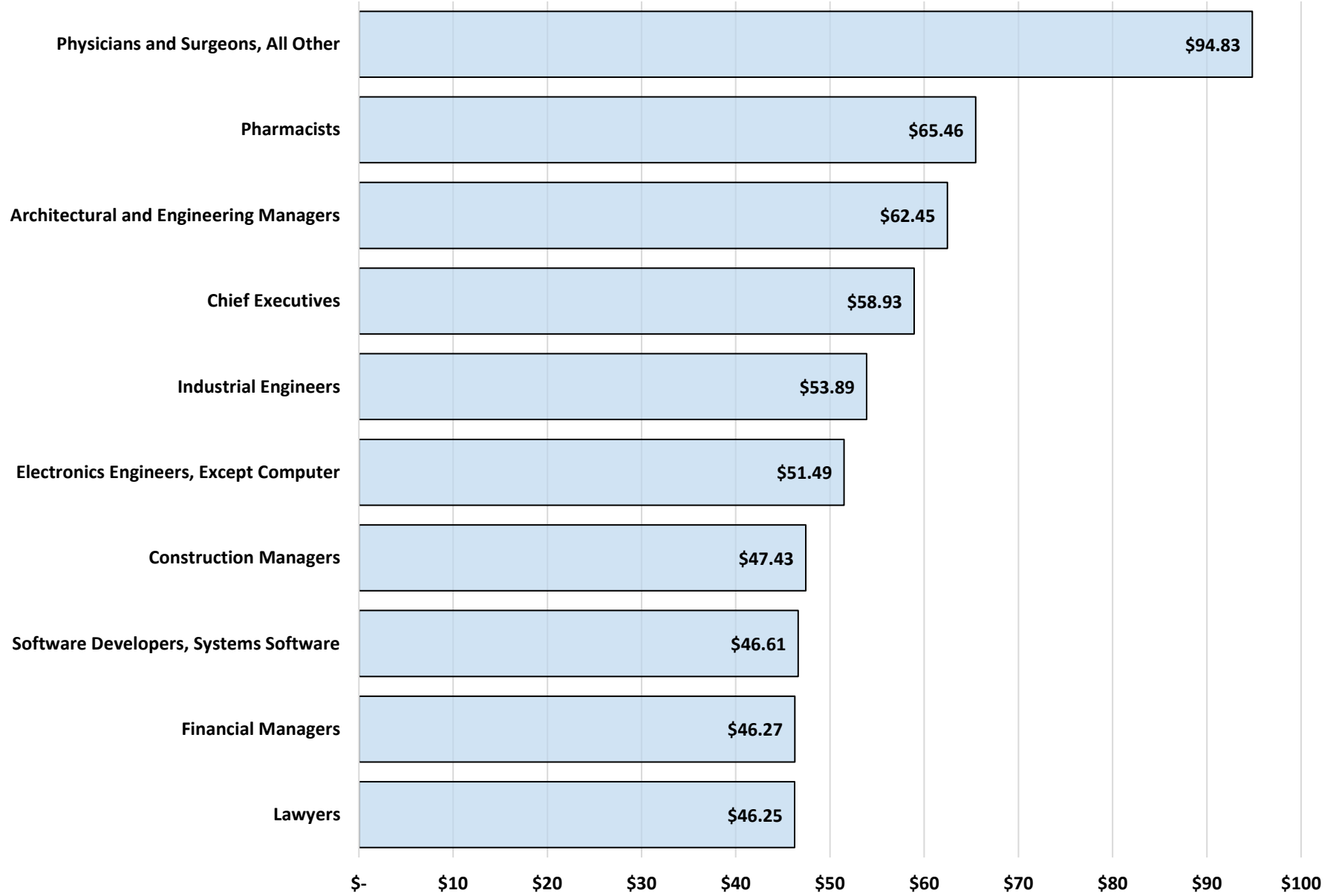
### Top 10 Largest Minor Occupations in Cochise County



## Cochise County Top 10 Hourly Earnings by Major Occupation



### Cochise County Top 10 Hourly Earnings by Minor Occupation



<b>Cochise County Top 10 Hourly Earnings by Major Occupation Group</b>	
Management Occupations	\$ 41.49
Architecture and Engineering Occupations	\$ 39.88
Computer and Mathematical Occupations	\$ 38.92
Life, Physical, and Social Science Occupations	\$ 36.12
Business and Financial Operations Occupations	\$ 34.22
Healthcare Practitioners and Technical Occupations	\$ 27.29
Legal Occupations	\$ 25.94
Protective Service Occupations	\$ 24.37
Arts, Design, Entertainment, Sports, and Media Occupations	\$ 23.87
Installation, Maintenance, and Repair Occupations	\$ 19.62

<b>Top 10 Largest Major Occupation Groups in Cochise County</b>	
Office and Administrative Support Occupations	5,370
Food Preparation and Serving Related Occupations	3,160
Sales and Related Occupations	2,960
Education, Training, and Library Occupations	2,660
Protective Service Occupations	2,440
Business and Financial Operations Occupations	2,350
Management Occupations	1,990
Computer and Mathematical Occupations	1,760
Healthcare Practitioners and Technical Occupations	1,390
Transportation and Material Moving Occupations	1,240

<b>Cochise County Top 10 Hourly Earnings by Minor Occupation Group</b>	
Physicians and Surgeons, All Other	\$ 94.83
Pharmacists	\$ 65.46
Architectural and Engineering Managers	\$ 62.45
Chief Executives	\$ 58.93
Industrial Engineers	\$ 53.89
Electronics Engineers, Except Computer	\$ 51.49
Construction Managers	\$ 47.43
Software Developers, Systems Software	\$ 46.61
Financial Managers	\$ 46.27
Lawyers	\$ 46.25

<b>Top 10 Largest Minor Occupation Groups in Cochise County</b>	
Retail Salespersons	1,140
Detectives and Criminal Investigators	960
Cashiers	860
Combined Food Preparation and Serving Workers, Including Fast Food	860
General and Operations Managers	600
Waiters and Waitresses	590
Office Clerks, General	590
Customer Service Representatives	590
Secretaries and Administrative Assistants, Except Legal, Medical, and Executive	590
Stock Clerks and Order Fillers	550

\* - indicates that an estimate is not available

Data based on responses from six semiannual panels over a 3-year period. See Technical Notes for additional information. [http://www.bls.gov/oes/current/oes\\_tec.htm](http://www.bls.gov/oes/current/oes_tec.htm)

Annual wages were calculated by multiplying hourly wages by 2,080 (52 weeks X 40 hours/week); for those occupations where there is no hourly wage, the annual wage was calculated directly from the survey data. Hourly wages for occupations where workers typically work fewer than 2,080 hours per year are not available.

Prepared by the Arizona Office of Economic Opportunity in cooperation with the U.S. Department of Labor, Bureau of Labor Statistics, June 2017