

CAMPERDOWN APARTMENTS

320 FALLS ST.
GREENVILLE, SC 29602

| | |
|-------------|------------------------------|
| DATE | 10/24/18 10/24/18 |
| DESCRIPTION | 1ST REVISION 2ND REVISION |
| REV. | A B |

ALUMINUM STOREFRONT INSTALLER



25 LITTLEJOHN GLEN COURT
GREENVILLE, SC 29615
PH: 864.288.1272
FAX: 864.288.1279
WWW.GRAHAMHODGE.COM

METAL MANUFACTURER



555 GUTHRIDGE COURT
TECHNOLOGY PARK ATLANTA
NORCROSS, GA 30092
770-449-5555 PHONE
770-734-1560 FAX
www.kawneer.com

ARCHITECT

WAKEFIELD BEASLEY & ASSOCIATES
5200 AVALON BLVD
ALPHARETTA, GA 30009
770.209.9393
WWW.WAKEFIELDBEASLEY.COM

ABBREVIATIONS AND SYMBOLS

| | |
|--------------------------------|----------------------------------|
| A/C = ACCESS CONTROLLED | N.I.C. = NOT IN CONTRACT |
| A.F.F. = ABOVE FINISHED FLOOR | N.T.S. = NOT TO SCALE |
| B.O.H. = BOTTOM OF HORIZONTAL | O.D. = OPENING DIMENSION |
| CL = CENTER LINE | O.F.D. = OVERALL FRAME DIMENSION |
| DIM. = DIMENSION | REF. = REFERENCE |
| D.L.O. = DAYLIGHT OPENING | R.O. = ROUGH OPENING |
| D.L. = DEAD LOAD (ANCHOR) | T.O.F.F. = TOP OF FINISHED FLOOR |
| D.O. = DOOR OPENING | T.O.H. = TOP OF HORIZONTAL |
| EL. = ELEVATION | T.O.S. = TOP OF SLAB |
| F.D. = FRAME DIMENSION | T.O.STL. = TOP OF STEEL |
| F.F. = FINISH FLOOR | U.N.O. = UNLESS NOTED OTHERWISE |
| G.C. = GENERAL CONTRACTOR | W.C. = WEB CENTER |
| M.O. = MASONRY OPENING | W.D. = WINDOW DIMENSION |
| M.L. = MULLION LENGTH | W.L. = WIND LOAD (ANCHOR) |
| HM = HOLLOW METAL BY OTHERS | W.P. = WORKING POINT |
| N.B.G.H. = NOT BY GRAHAM HODGE | |

SPECIAL NOTES:

- SEE SEPARATE SAMPLES FOR GLASS MAKE UP.
- ALL BLOCKING AND STRUCTURAL SUPPORT IS SUPPLIED AND INSTALLED BY OTHERS

ERECTOR / G.C. NOTE:
PLEASE FIELD VERIFY ALL DIMENSIONS

DRAWING SHEET INDEX

| PAGE # | DESCRIPTION |
|--------------|---------------------|
| .01 | COVER PAGE |
| .02 - .06 | SCHEDULES |
| 1.01 - 1.12 | FLOOR PLANS |
| 1.13 - 1.16 | BUILDING ELEVATIONS |
| 2.01 - 2.125 | ELEVATIONS |
| 3.01 - 3.37 | DETAILS |
| | |
| | |
| | |
| | |
| | |
| | |
| | |
| | |

| | | | |
|--|---|--|------------------------|
| | -- WORK POINT | | --BACKER ROD & SEALANT |
| | -- ANCHOR LOCATION | | --DIMENSION LUMBER |
| | -- GLASS TYPE | | --CUT STONE |
| | --DETAIL NUMBER --SHEET NUMBER | | --CONCRETE |
| | --WINDOW DESIGNATION | | --CONCRETE BLOCK |
| | --DOOR DESIGNATION | | --BATT INSULATION |
| | --INDICATES ITEMS TO BE VERIFIED BY CUSTOMER. | | --STEEL IN SECTION |
| | --DETAIL MARK | | |

CAMPERDOWN APARTMENTS
GREENVILLE, SC 29602



| | |
|--------------------|-------------------|
| DRAWN BY: CW | DATE: 09.24.18 |
| APPROVED BY: PA | DATE: 09.24.18 |
| SCALE: AS NOTED | FILE NO: |

.01

WINDOW SYSTEM NOTES:

EXTERIOR CURTAINWALL SYSTEM:

- KAWNEER 1600 WALL - SYSTEM 1 - 2 1/2" X 6" CURTAINWALL
FRONT SET TO ACCEPT 1" GLASS - EXTERIOR INSTALLED - BLACK ANODIZED
- KAWNEER 1600 WALL - SYSTEM 1 - 2 1/2" X 7 1/2" CURTAINWALL
FRONT SET TO ACCEPT 1" GLASS - EXTERIOR INSTALLED - BLACK ANODIZED

EXTERIOR WINDOW WALL SYSTEM:

- KAWNEER 501 WINDOW WALL SYSTEM - 2 1/4" X 5" WINDOW WALL
FRONT SET TO ACCEPT 1" GLASS - EXTERIOR INSTALLED - BLACK ANODIZED
- KAWNEER 501 WINDOW WALL SYSTEM - 2 1/4" X 6" WINDOW WALL
FRONT SET TO ACCEPT 1" GLASS - EXTERIOR INSTALLED - BLACK ANODIZED

EXTERIOR STOREFRONT SYSTEM:

- KAWNEER TRIFAB VERSAGLAZE 451 - 2" X 4 1/2" STOREFRONT
CENTER GLAZE TO ACCEPT 1" GLASS - BLACK ANODIZED

INTERIOR STOREFRONT SYSTEM:

- KAWNEER TRIFAB VERSAGLAZE 450 - 1 3/4" X 4 1/2" STOREFRONT
CENTER SET TO ACCEPT 1/4" GLASS - BLACK ANODIZED

ALUMINUM STOREFRONT DOORS:

- KAWNEER 500 WIDE STILE DOORS - 1 3/4" THICK - WITH 10" BOTTOM RAIL
EXTERIOR TO ACCEPT 1" GLASS - BLACK ANODIZED
- KAWNEER 500 WIDE STILE DOORS - 1 3/4" THICK - WITH 10" BOTTOM RAIL
INTERIOR TO ACCEPT 1/4" GLASS - BLACK ANODIZED

ALUMINUM TERRACE DOORS:

- KAWNEER 2000T TERRACE DOORS - TO ACCEPT 1" GLASS

GLASS SCHEDULE

| SYMBOL | DESCRIPTION (SEE SUBMITTALS) |
|--------|--|
| 1A | 1" INSULATED VISION GLASS - 1/4 " CLEAR HEAT STRENGTHENED W/ SN 51/23 (#2) - 1/2" AIR SPACE - 1/4" CLEAR ANNEALED |
| 1B | 1" INSULATED VISION GLASS - 1/4 " CLEAR TEMPERED W/ SN 51/23 (#2) - 1/2" AIR SPACE - 1/4" CLEAR TEMPERED |
| 1C | 1" INSULATED SPANDREL GLASS - 1/4 " CLEAR HEAT STRENGTHENED W/ SN 51/23 (#2) - 1/2" AIR SPACE - 1/4" CLEAR HEAT STRENGTHENED W/ SPANDREL (#4) |
| 1CT | 1" INSULATED SPANDREL GLASS - 1/4 " CLEAR TEMPERED W/ SN 51/23 (#2) - 1/2" AIR SPACE - 1/4" CLEAR TEMPERED W/ SPANDREL (#4) |
| 1F | 1" INSULATED VISION GLASS - 1/4 " CLEAR TEMPERED W/ SN 51/23 (#2) AND FIREMAN LOGO ON #1 - 1/2" AIR SPACE - 1/4" CLEAR TEMPERED |
| 2 | 1/4" VISION GLASS - 1/4 " CLEAR TEMPERED |
| 3 | 1" METAL PANEL STANDARD KYNAR SOLID PLASTIC POLYSTYRENE STANDARD KYNAR SOLID PLASTIC |

| | |
|-------------|------------------------------|
| DATE | 10/20/18 12/18/18 |
| DESCRIPTION | 1ST REVISION 2ND REVISION |
| REV. | A B |

CAMPERDOWN APARTMENTS
 GREENVILLE, SC 29602

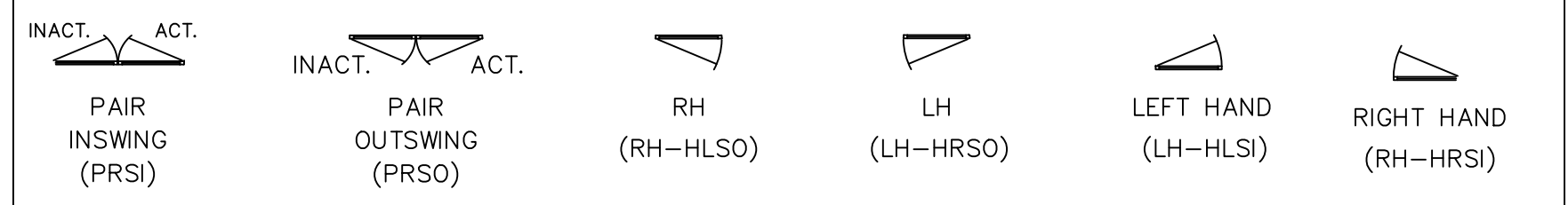


| | |
|-------------|----------|
| DRAWN BY | DATE |
| CW | 09.24.18 |
| APPROVED BY | DATE |
| PA | 09.24.18 |
| SCALE | |
| AS NOTED | |
| FILE NO | |

.02

DOOR SCHEDULE

Table with 9 columns: DOOR, DOOR OPENING, CLEAR OPENING, HAND, DOOR TYPE, FRAMING, FRAME TYPE, HARDWARE, COLOR. Rows include items like 010A, 010C, 026, 027, 034, 040, 052, 060, 130, 140A, 160A, 160B, 160C, 161A, 161B, 161C, 163, 170, 170A, 1130, 1.1A, 1.1B, 1.1C, 1.1D, 1.1D1, 1.1E, 1.1F, 1.1F-1, 1.1G, 1.1H, 1.1J, 1.1K, 1.1L, 1.1LA, 1.1M, 1.1N, 1.1P, 1.1S, 1.1U.



DOOR SCHEDULE

Table with 9 columns: DOOR, DOOR OPENING, CLEAR OPENING, HAND, DOOR TYPE, FRAMING, FRAME TYPE, HARDWARE, COLOR. Rows include items like 2.1A, 2.1B, 2.1C, 2.1D, 2.1D1, 2.1E, 2.1F, 2.1F-1, 2.1G, 2.1H, 2.1J, 2.1K, 2.1L, 2.1LA, 2.1M, 2.1N, 2.1P, 2.1Q, 2.1R, 2.1S, 2.1T, 2.1U, 3.1A, 3.1B, 3.1C, 3.1D, 3.1D1, 3.1E, 3.1F, 3.1F-1, 3.1G, 3.1H, 3.1J, 3.1K, 3.1L, 3.1L-1, 3.1MA, 3.1N, 3.1P, 3.1Q, 3.1R, 3.1S, 3.1T, 3.1U.

Revision table with columns: REV., DESCRIPTION, DATE. Includes revision 1 for '1ST REVISION' and '2ND REVISION'.

CAMPERDOWN APARTMENTS
GREENVILLE, SC 29602



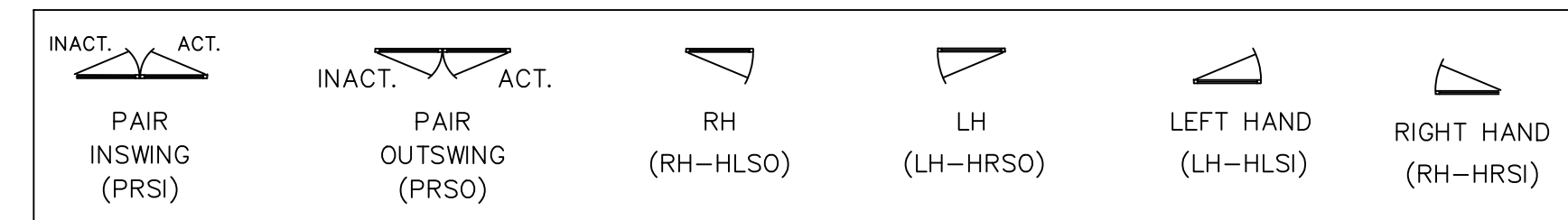
Table with columns: DRAWN BY, APPROVED BY, DATE, SHEET, DATE. Includes values like CW, PA, 09.24.18, 09.24.18.

DOOR SCHEDULE

| DOOR | DOOR OPENING | CLEAR OPENING | HAND | DOOR TYPE | FRAMING | FRAME TYPE | HARDWARE | COLOR |
|--------|-------------------------|--------------------|---------|-----------|---------|------------|----------|-------------|
| 8.1A | 3'-1 5/16" X 6'-11 1/2" | 2'-8" X 6'-9 1/4" | LH-HRSO | TERRACE | TERRACE | FS | HW #32.0 | BLACK ANOD. |
| 8.1B | 3'-1 5/16 X 6'-11 3/4" | 2'-8" X 6'-9 1/2" | RH-HLSO | TERRACE | 501 | W8 | HW #32.0 | CLEAR ANOD. |
| 8.1C | 3'-1 5/16 X 6'-7 3/8" | 2'-8" X 6'-5 1/16" | RH-HLSO | TERRACE | 501 | BD1 OPP. | HW #32.0 | BLACK ANOD. |
| 8.1D | 3'-1 5/16 X 6'-7 3/8" | 2'-8" X 6'-5 1/16" | RH-HLSO | TERRACE | 501 | BD2 | HW #32.0 | BLACK ANOD. |
| 8.1D1 | 3'-1 5/16 X 6'-7 3/8" | 2'-8" X 6'-5 1/16" | RH-HLSO | TERRACE | 501 | BD1 OPP. | HW #32.0 | BLACK ANOD. |
| 8.1E | 3'-1 5/16" X 6'-11 1/2" | 2'-8" X 6'-9 1/4" | RH-HLSO | TERRACE | TERRACE | FS OPP. | HW #32.0 | BLACK ANOD. |
| 8.1F | 3'-1 5/16 X 6'-7 3/8" | 2'-8" X 6'-5 1/16" | LH-HRSO | TERRACE | 501 | BD2 OPP. | HW #32.0 | BLACK ANOD. |
| 8.1FA | 3'-1 5/16 X 6'-7 3/8" | 2'-8" X 6'-5 1/16" | LH-HRSO | TERRACE | 501 | BD2-A OPP. | HW #32.0 | BLACK ANOD. |
| 8.1G | 3'-1 5/16 X 6'-7 3/8" | 2'-8" X 6'-5 1/16" | RH-HLSO | TERRACE | 501 | BD3 | HW #32.0 | BLACK ANOD. |
| 8.1H | 3'-1 5/16" X 6'-11 1/2" | 2'-8" X 6'-9 1/4" | LH-HRSO | TERRACE | TERRACE | FS | HW #32.0 | CLEAR ANOD. |
| 8.1J | 3'-1 5/16" X 6'-11 1/2" | 2'-8" X 6'-9 1/4" | LH-HRSO | TERRACE | TERRACE | FS | HW #32.0 | BLACK ANOD. |
| 8.1K | 3'-1 5/16 X 6'-7 3/8" | 2'-8" X 6'-5 1/16" | LH-HRSO | TERRACE | 501 | BD1 | HW #32.0 | BLACK ANOD. |
| 8.1L | 3'-1 5/16 X 6'-11 3/4" | 2'-8" X 6'-9 1/2" | LH-HRSO | TERRACE | 501 | W25 | HW #32.0 | CLEAR ANOD. |
| 8.1L-1 | 3'-1 5/16 X 6'-11 3/4" | 2'-8" X 6'-9 1/2" | RH-HLSO | TERRACE | 501 | W24 | HW #32.0 | CLEAR ANOD. |
| 8.1M | 3'-1 5/16 X 6'-7 3/8" | 2'-8" X 6'-5 1/16" | LH-HRSO | TERRACE | 501 | BD2 OPP. | HW #32.0 | BLACK ANOD. |
| 8.1N | 3'-1 5/16 X 6'-7 3/8" | 2'-8" X 6'-5 1/16" | RH-HLSO | TERRACE | 501 | BD2 | HW #32.0 | BLACK ANOD. |
| 8.1P | 3'-1 5/16 X 6'-7 3/8" | 2'-8" X 6'-5 1/16" | LH-HRSO | TERRACE | 501 | BD2 OPP. | HW #32.0 | BLACK ANOD. |
| 8.1Q | 3'-1 5/16 X 6'-7 3/8" | 2'-8" X 6'-5 1/16" | RH-HLSO | TERRACE | 501 | BD2 | HW #32.0 | BLACK ANOD. |
| 8.1R | 3'-1 5/16 X 6'-7 3/8" | 2'-8" X 6'-5 1/16" | LH-HRSO | TERRACE | 501 | BD1 | HW #32.0 | BLACK ANOD. |
| 8.1S | 3'-1 5/16 X 6'-7 3/8" | 2'-8" X 6'-5 1/16" | LH-HRSO | TERRACE | 501 | BD1 | HW #32.0 | BLACK ANOD. |
| 8.1T | 3'-1 5/16" X 6'-11 1/2" | 2'-8" X 6'-9 1/4" | RH-HLSO | TERRACE | TERRACE | FS OPP. | HW #32.0 | BLACK ANOD. |
| 8.1U | 3'-1 5/16 X 6'-11 3/4" | 2'-8" X 6'-9 1/2" | LH-HRSO | TERRACE | 501 | W1 | HW #32.0 | CLEAR ANOD. |
| 9.1A | 3'-1 5/16" X 6'-11 1/2" | 2'-8" X 6'-9 1/4" | LH-HRSO | TERRACE | TERRACE | FS | HW #32.0 | CLEAR ANOD. |
| 9.1B | 3'-1 5/16 X 6'-11 3/4" | 2'-8" X 6'-9 1/2" | RH-HLSO | TERRACE | 501 | W8 | HW #32.0 | CLEAR ANOD. |
| 9.1C | 3'-1 5/16 X 6'-11 3/4" | 2'-8" X 6'-9 1/2" | RH-HLSO | TERRACE | 501 | W19 | HW #32.0 | CLEAR ANOD. |
| 9.1D | 3'-1 5/16 X 6'-11 3/4" | 2'-8" X 6'-9 1/2" | RH-HLSO | TERRACE | 501 | W6 | HW #32.0 | CLEAR ANOD. |
| 9.1D1 | 3'-1 5/16 X 6'-11 3/4" | 2'-8" X 6'-9 1/2" | RH-HLSO | TERRACE | 501 | W5 | HW #32.0 | CLEAR ANOD. |
| 9.1E | 3'-1 5/16 X 6'-11 3/4" | 2'-8" X 6'-9 1/2" | RH-HLSO | TERRACE | 501 | W21 | HW #32.0 | CLEAR ANOD. |
| 9.1F | 3'-1 5/16 X 6'-11 3/4" | 2'-8" X 6'-9 1/2" | LH-HRSO | TERRACE | 501 | W6 | HW #32.0 | CLEAR ANOD. |
| 9.1F-1 | 3'-1 5/16 X 6'-11 3/4" | 2'-8" X 6'-9 1/2" | LH-HRSO | TERRACE | 501 | W3 | HW #32.0 | CLEAR ANOD. |
| 9.1G | 3'-1 5/16 X 6'-7 3/8" | 2'-8" X 6'-5 1/16" | RH-HLSO | TERRACE | 501 | BD3 | HW #32.0 | BLACK ANOD. |
| 9.1H | 3'-1 5/16" X 6'-11 1/2" | 2'-8" X 6'-9 1/4" | LH-HRSO | TERRACE | TERRACE | FS | HW #32.0 | CLEAR ANOD. |
| 9.1J | 3'-1 5/16" X 6'-11 1/2" | 2'-8" X 6'-9 1/4" | LH-HRSO | TERRACE | TERRACE | FS | HW #32.0 | BLACK ANOD. |
| 9.1K | 3'-1 5/16 X 6'-11 3/4" | 2'-8" X 6'-9 1/2" | LH-HRSO | TERRACE | 501 | W5 | HW #32.0 | CLEAR ANOD. |
| 9.1L | 3'-1 5/16 X 6'-11 3/4" | 2'-8" X 6'-9 1/2" | LH-HRSO | TERRACE | 501 | W25 | HW #32.0 | CLEAR ANOD. |
| 9.1L-1 | 3'-1 5/16 X 6'-11 3/4" | 2'-8" X 6'-9 1/2" | RH-HLSO | TERRACE | 501 | W24 | HW #32.0 | CLEAR ANOD. |
| 9.1M | 3'-1 5/16 X 6'-11 3/4" | 2'-8" X 6'-9 1/2" | LH-HRSO | TERRACE | 501 | W5 | HW #32.0 | CLEAR ANOD. |
| 9.1N | 3'-1 5/16 X 6'-7 3/8" | 2'-8" X 6'-5 1/16" | RH-HLSO | TERRACE | 501 | BD2 | HW #32.0 | BLACK ANOD. |
| 9.1P | 3'-1 5/16 X 6'-7 3/8" | 2'-8" X 6'-5 1/16" | LH-HRSO | TERRACE | 501 | BD2 OPP. | HW #32.0 | BLACK ANOD. |
| 9.1Q | 3'-1 5/16 X 6'-11 3/4" | 2'-8" X 6'-9 1/2" | RH-HLSO | TERRACE | 501 | W29 | HW #32.0 | CLEAR ANOD. |
| 9.1R | 3'-1 5/16 X 6'-11 3/4" | 2'-8" X 6'-9 1/2" | LH-HRSO | TERRACE | 501 | W30 | HW #32.0 | CLEAR ANOD. |
| 9.1S | 3'-1 5/16 X 6'-11 3/4" | 2'-8" X 6'-9 1/2" | LH-HRSO | TERRACE | 501 | W3 | HW #32.0 | CLEAR ANOD. |
| 9.1T | 3'-1 5/16" X 6'-11 1/2" | 2'-8" X 6'-9 1/4" | RH-HLSO | TERRACE | TERRACE | FS OPP. | HW #32.0 | CLEAR ANOD. |
| 9.1U | 3'-1 5/16 X 6'-11 3/4" | 2'-8" X 6'-9 1/2" | LH-HRSO | TERRACE | 501 | W1 | HW #32.0 | CLEAR ANOD. |

DOOR SCHEDULE

| DOOR | DOOR OPENING | CLEAR OPENING | HAND | DOOR TYPE | FRAMING | FRAME TYPE | HARDWARE | COLOR |
|---------|-------------------------|--------------------|---------|-----------|---------|------------|----------|-------------|
| 10.1A | 3'-1 5/16" X 6'-11 1/2" | 2'-8" X 6'-9 1/4" | LH-HRSO | TERRACE | TERRACE | FS | HW #32.0 | CLEAR ANOD. |
| 10.1B | 3'-1 5/16 X 6'-11 3/4" | 2'-8" X 6'-9 1/2" | RH-HLSO | TERRACE | 501 | C8 | HW #32.0 | CLEAR ANOD. |
| 10.1C | 3'-1 5/16 X 6'-11 3/4" | 2'-8" X 6'-9 1/2" | RH-HLSO | TERRACE | 501 | C19 | HW #32.0 | CLEAR ANOD. |
| 10.1D | 3'-1 5/16 X 6'-11 3/4" | 2'-8" X 6'-9 1/2" | RH-HLSO | TERRACE | 501 | C6 | HW #32.0 | CLEAR ANOD. |
| 10.1D1 | 3'-1 5/16 X 6'-11 3/4" | 2'-8" X 6'-9 1/2" | RH-HLSO | TERRACE | 501 | C5 | HW #32.0 | CLEAR ANOD. |
| 10.1E | 3'-1 5/16 X 6'-11 3/4" | 2'-8" X 6'-9 1/2" | RH-HLSO | TERRACE | 501 | C21 | HW #32.0 | CLEAR ANOD. |
| 10.1F | 3'-1 5/16 X 6'-11 3/4" | 2'-8" X 6'-9 1/2" | LH-HRSO | TERRACE | 501 | C6 | HW #32.0 | CLEAR ANOD. |
| 10.1F-1 | 3'-1 5/16 X 6'-11 3/4" | 2'-8" X 6'-9 1/2" | LH-HRSO | TERRACE | 501 | C3 | HW #32.0 | CLEAR ANOD. |
| 10.1G | 3'-1 5/16 X 6'-7 3/8" | 2'-8" X 6'-5 1/16" | RH-HLSO | TERRACE | 501 | BD3 | HW #32.0 | BLACK ANOD. |
| 10.1H | 3'-1 5/16" X 6'-11 1/2" | 2'-8" X 6'-9 1/4" | LH-HRSO | TERRACE | TERRACE | FS | HW #32.0 | CLEAR ANOD. |
| 10.1J | 3'-1 5/16 X 6'-11 3/4" | 2'-8" X 6'-9 1/2" | LH-HRSO | TERRACE | 501 | C22 | HW #32.0 | CLEAR ANOD. |
| 10.1K | 3'-1 5/16 X 6'-11 3/4" | 2'-8" X 6'-9 1/2" | LH-HRSO | TERRACE | 501 | C5 | HW #32.0 | CLEAR ANOD. |
| 10.1L | 3'-1 5/16 X 6'-11 3/4" | 2'-8" X 6'-9 1/2" | LH-HRSO | TERRACE | 501 | C25 | HW #32.0 | CLEAR ANOD. |
| 10.1L-1 | 3'-1 5/16 X 6'-11 3/4" | 2'-8" X 6'-9 1/2" | RH-HLSO | TERRACE | 501 | C24 | HW #32.0 | CLEAR ANOD. |
| 10.1M | 3'-1 5/16 X 6'-11 3/4" | 2'-8" X 6'-9 1/2" | LH-HRSO | TERRACE | 501 | C5 | HW #32.0 | CLEAR ANOD. |
| 10.1N | 3'-1 5/16 X 6'-11 3/4" | 2'-8" X 6'-9 1/2" | RH-HLSO | TERRACE | 501 | C27 | HW #32.0 | CLEAR ANOD. |
| 10.1P | 3'-1 5/16 X 6'-7 3/8" | 2'-8" X 6'-5 1/16" | LH-HRSO | TERRACE | 501 | BD2 OPP. | HW #32.0 | BLACK ANOD. |
| 10.1Q | 3'-1 5/16 X 6'-11 3/4" | 2'-8" X 6'-9 1/2" | RH-HLSO | TERRACE | 501 | C29 | HW #32.0 | CLEAR ANOD. |
| 10.1R | 3'-1 5/16 X 6'-11 3/4" | 2'-8" X 6'-9 1/2" | LH-HRSO | TERRACE | 501 | C30 | HW #32.0 | CLEAR ANOD. |
| 10.1S | 3'-1 5/16 X 6'-11 3/4" | 2'-8" X 6'-9 1/2" | LH-HRSO | TERRACE | 501 | C3 | HW #32.0 | CLEAR ANOD. |
| 10.1T | 3'-1 5/16" X 6'-11 1/2" | 2'-8" X 6'-9 1/4" | RH-HLSO | TERRACE | TERRACE | FS OPP. | HW #32.0 | CLEAR ANOD. |
| 10.1U | 3'-1 5/16 X 6'-11 3/4" | 2'-8" X 6'-9 1/2" | LH-HRSO | TERRACE | 501 | C1 | HW #32.0 | CLEAR ANOD. |



DOOR NOTES:

ALUMINUM STOREFRONT DOORS:

- KAWNEER 500 WIDE STILE DOORS - 1 3/4" THICK - WITH 10" BOTTOM RAIL EXTERIOR TO ACCEPT 1" GLASS - BLACK ANODIZED

- KAWNEER 500 WIDE STILE DOORS - 1 3/4" THICK - WITH 10" BOTTOM RAIL INTERIOR TO ACCEPT 1/4" GLASS - BLACK ANODIZED

ALUMINUM TERRACE DOORS:

- KAWNEER 2000T TERRACE DOORS - TO ACCEPT 1" GLASS

DATE: 10/20/18
12/18/18
DESCRIPTION: 1ST REVISION AND REVISION
REV: A B

CAMPERDOWN APARTMENTS

GREENVILLE, SC 29602



DRAWN BY: CW DATE: 09.24.18
APPROVED BY: PA DATE: 09.24.18
SCALE: AS NOTED
FILE NO:

.05

DOOR HARDWARE NOTES:

1.0 - DOOR 060

- 2 CONTINUOUS HINGE (CFMSLF-HD1 X L.A.R.)
- 1 CONCEALED VERT ROD EXIT (6220 481F)
- 1 CONCEALED VERT ROD EXIT (6220 480F)
- 2 SURFACE CLOSER, OHS (2721 SN-134)
- 1 1/2" THRESHOLD

2.0 - DOOR 010A

- 2 CONTINUOUS HINGE (CFMSLF-HD1 X L.A.R.)
- 2 FLUSH BOLT (555)
- 1 DUST PROOF STRIKE (570)
- 1 LEVER / LOCKSET (4600 01-CURVE)
- 1 CYLINDER (AS REQUIRED)
- 1 THUMBTURN CYLINDER (4066-01)
- 1 SURFACE OVERHEAD HOLDER (9-X36)
- 2 SURFACE CLOSER, OHS (2721 SN-134)
- 1 1/2" THRESHOLD

3.0 - DOOR 052

- 1 CONTINUOUS HINGE (CFMSLF-HD1 X L.A.R.)
- 1 RIM EXIT DEVICE (6150 EO)
- 1 SURFACE CLOSER, OHS (2721 SN-134)
- 1 1/2" THRESHOLD

5.0 - DOORS 161B, 161C

- 2 CONTINUOUS HINGE (CFMSLF-HD1 X L.A.R.)
- 2 FLUSH BOLT (555)
- 1 DUST PROOF STRIKE (570)
- 1 LEVER / LOCKSET (4600 01-CURVE)
- 1 CYLINDER
- 1 THUMBTURN CYLINDER (4066-01)
- 2 SURFACE OVERHEAD HOLDER (9-X36)
- 2 SURFACE CLOSER, OHS (2721 SN-134)
- 1 1/2" THRESHOLD

5.1 - DOOR 040

- 2 CONTINUOUS HINGE (CFMSLF-HD1 X L.A.R.)
- 1 FLUSH BOLT (555)
- 1 DUST PROOF STRIKE (570)
- 1 DEADLATCH (4900)
- 2 PADDLE OPERATOR (4591-01-00)
- 1 SURFACE OVERHEAD HOLDER (9-X36)
- 1 SURFCE CLOSER, OHS (2721 SN-134)
- 1 1/2" THRESHOLD

DOOR HARDWARE NOTES:

6.0 - DOOR 130

- 1 CONTINUOUS HINGE (CFMSLF-HD1 X L.A.R.)
- 1 CONTINUOUS HINGE (CFMSLF-HD1 ACC12 X L.A.R.)
- 1 COMBINATION FLUSH BOLT SET (2845-2945)
- 1 LEVER / LOCKSET (4600 01-CURVE)
- 1 ELECTRIFICATION KIT (EK-2190)
- 1 COORDINATOR (2672)
- 2 SURFACE CLOSER, OHS (2721 SN-134)
- 1 ELECTROLYNX HARNESS, DOOR (QC-C X L.A.R.)
- 1 ELECTROLYNX HARNESS, FRAME (QC-C1500)
- 1 ACCENTRA GANG CNTRLR-UPDATER (NTX610-KIT)
- 1 POWER SUPPLY (BPS-12/24-1)
- 1 1/2" THRESHOLD

6.1 - DOOR 160A

- 2 CONTINUOUS HINGE (CFMSLF-HD1 ACC12 X L.A.R.)
- 1 CONCEALED VERT ROD EXIT (6220 B P 481F)
- 1 CONCEALED VERT ROD EXIT (6220 B P 480F)
- 2 SURFACE CLOSER, OHS (2721 SN-134)
- 2 ELECTROLYNX HARNESS, DOOR (QC-C X L.A.R.)
- 2 ELECTROLYNX HARNESS, FRAME (QC-C1500)
- 1 ACCENTRA GANG CNTRLR-UPDATER (NTX610-KIT)
- 1 POWER SUPPLY (BPS-12/24-1)
- 1 1/2" THRESHOLD

8.0 - DOOR 140A

- 2 CONTINUOUS HINGE (CFMSLF-HD1 ACC12 X L.A.R.)
- 1 CONCEALED VERT ROD EXIT (6220 B P 481F)
- 1 CONCEALED VERT ROD EXIT (6220 B P 480F)
- 2 SURFACE CLOSER, OHS (2721 SN-134)
- 1 ELECTROLYNX HARNESS, DOOR (QC-C X L.A.R.)
- 1 ELECTROLYNX HARNESS, FRAME (QC-C1500)
- 1 ACCENTRA CONTROLLER (NTX600-CTRLR)
- 1 POWER SUPPLY (BPS-12/24-1)
- 1 1/2" THRESHOLD

9.0 - DOOR 160B, 160C

- 1 CONTINUOUS HINGE (CFMSLF-HD1 X L.A.R.)
- 1 LEVER / LOCKSET (4600 01-CURVE)
- 1 CYLINDER
- 1 THUMBTURN CYLINDER (4066-01)
- 1 SURFACE CLOSER, OHS (2721 SN-134)
- 1 1/2" THRESHOLD

11.0 - DOORS 170

- 1 CONTINUOUS HINGE (CFMSLF-HD1 ACC12 X L.A.R.)
- 1 LEVER / LOCKSET (4600 01-CURVE)
- ELECTRIFICATION KIT - EK-2190
- 1 CYLINDER
- 1 THUMBTURN CYLINDER (4066-01)
- 1 SURFACE CLOSER, 2701 SN-134
- 1 ELECTROLYNX HARNESS (DOOR) QC-C X L.A.R.
- 1 ELECTROLYNX HARNESS (FRAME) QC-C1500
- 1 ACENTRA GANG CNTRLR-UPDATER - NTX610-KIT (PT/TS)
- 1 POWER SUPPLY BPS-12/24-1
- 1 1/2" THRESHOLD

12.0 - DOOR 161A, 163

- 1 TRACK SYSTEM (W60D/8)
- 2 LOCKING PULL (LP3301DBD ADA 1109)

16.0 - DOOR 1130

- 2 CONTINUOUS HINGE (CFMSLF-HD1 X L.A.R.)
- 1 CONCEALED VERT ROD EXIT (6220 MO506F)
- 1 CONCEALED VERT ROD EXIT (6220 EO)
- 1 COORDINATOR (2672)
- 2 SURFACE CLOSER, TRIPK (2701 SN-134)

17.0 - DOOR 010C

- 2 CONTINUOUS HINGE (CFMSLF-HD1 X L.A.R.)
- 2 FLUSH BOLT (555)
- 1 DUST PROOF STRIKE (570)
- 1 LEVER / LOCKSET (4600 01-CURVE)
- 1 CYLINDER (AS REQUIRED)
- 1 THUMBTURN CYLINDER (4066-01)
- 2 SURFACE OVERHEAD HOLDER (9-X36)
- 2 SURFACE CLOSER, OHS (2721 SN-134)
- 1 1/2" THRESHOLD

25.0 - DOOR 034

- 4 HINGE (TA2314 4 1/2" X 4 1/2")
- 1 PASSAGE LATCH, PSH PULL (HP3010 HPSK)
- 1 MOP PLATE (K1050 4" X 1" L.D.W. BEV CSK)
- 3 SILENCER (608)
- 1 1/2" THRESHOLD


32.0 - DOORS UNIT BALCONY

- 2 EA - ADJUSTABLE BUTT HINGE
- 1 EA - DOOR STOP
- 1 EA - LOW PROFILE THRESHOLD
- 1 EA - HOPPE HLS 7 SERIES LOCK
- TRIM SET
- LATCHLOCK/DEADBOLT GEAR BOX
- CLEAR OR DARK BRONZE ANODIZED
- STAINLESS STEEL
- MILL FINISH
- BRUSHED CHROME/STAINLESS STEEL
- BRUSHED CHROME
- STAINLESS STEEL

DOOR HARDWARE SCHEDULE

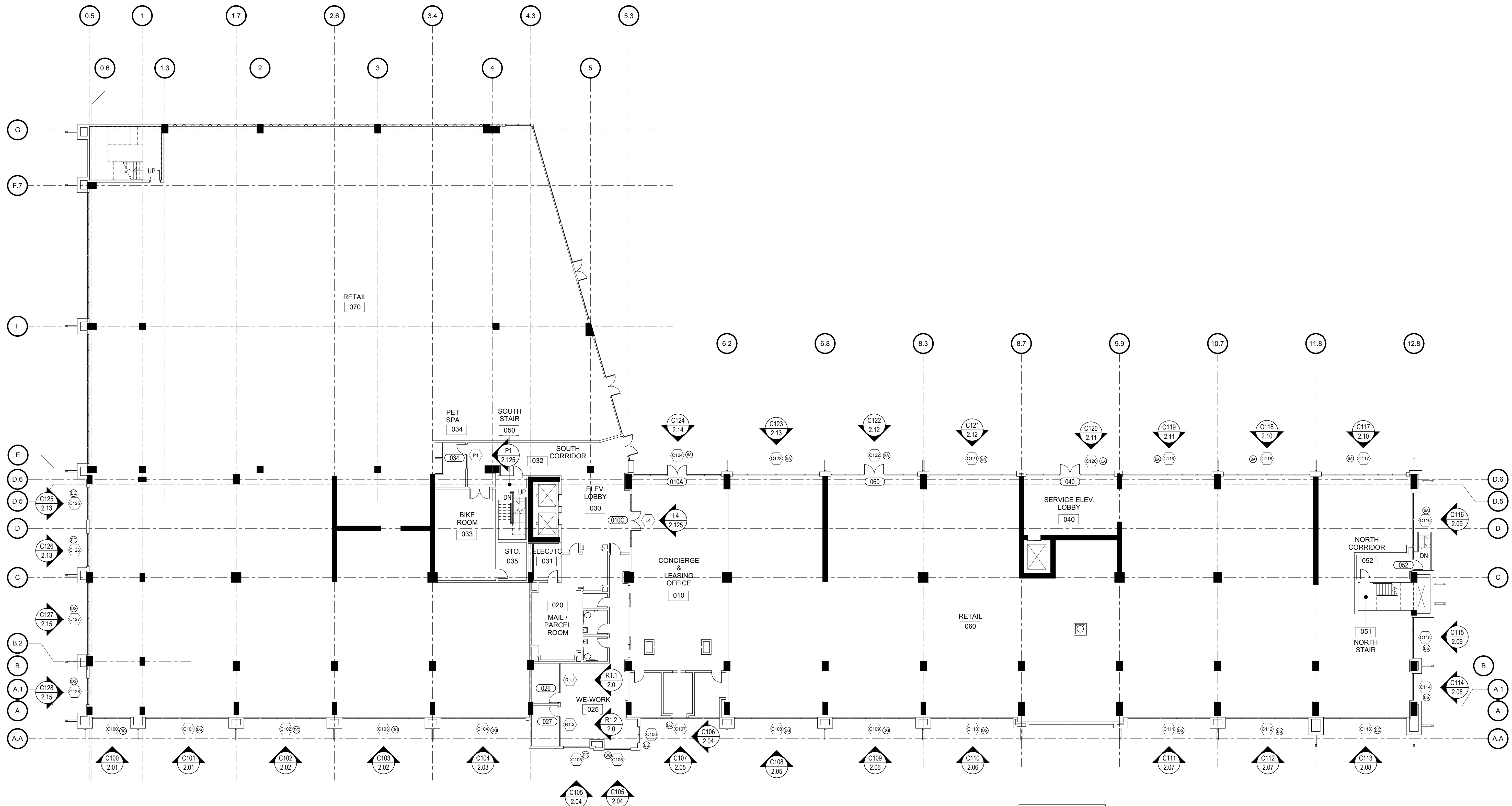
| DATE | DESCRIPTION |
|----------|--------------|
| 10/20/18 | 1ST REVISION |
| 12/18/18 | 2ND REVISION |

CAMPERDOWN APARTMENTS
GREENVILLE, SC 29602



| DRAWN BY | DATE |
|-------------|----------|
| CW | 09.24.18 |
| APPROVED BY | DATE |
| PA | 09.24.18 |
| SCALE | FILE NO |
| AS NOTED | |

.06




- (CA) = CLEAR ANODIZED
- (BA) = BLACK ANODIZED
- (DG) = DOVE GRAY


PLAZA LEVEL FLOOR PLAN
 NTS ARCHITECTURAL REFERENCE: A1-00

ARCH / G.C. NOTE:
 FLOOR PLANS ARE PROVIDED FOR OPENING TYPE LOCATION ONLY. REFER TO SPECIFIC MARK ELEVATIONS FOR SIZE REFERENCE DIMENSIONING, MULLION SPACING, ETC.

| REV. | DESCRIPTION | DATE |
|------|--------------|----------|
| A | 1ST REVISION | 10/29/18 |
| B | 2ND REVISION | 12/18/18 |

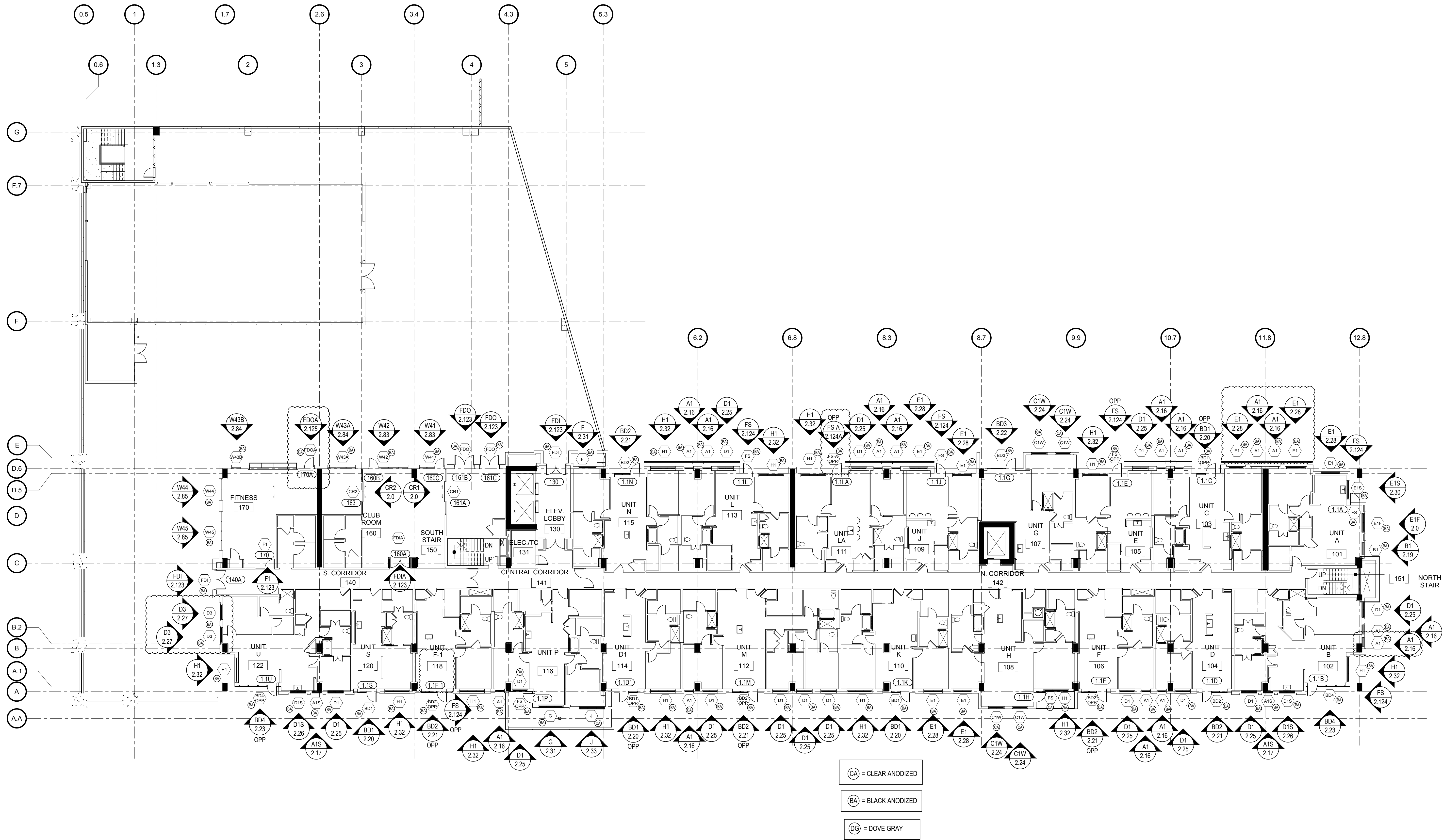
CAMPERDOWN APARTMENTS
 GREENVILLE, SC 29602


GRAHAM-HODGE
 ASSOCIATES INC.

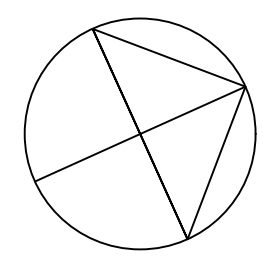
| | |
|-----------------|----------------|
| DRAWN BY: RA | DATE: 09.24.18 |
| APPROVED BY: EW | DATE: 09.24.18 |
| SCALE: AS NOTED | |
| FILE NO: | |

1.01

| | |
|-------------|------------------------------|
| DATE | 10/29/18 |
| DESCRIPTION | 1ST REVISION 2ND REVISION |
| REV. | A B |



- (CA) = CLEAR ANODIZED
- (BA) = BLACK ANODIZED
- (DG) = DOVE GRAY



FIRST LEVEL FLOOR PLAN

NTS

ARCHITECTURAL REFERENCE: A1-01

ARCH / G.C. NOTE:

FLOOR PLANS ARE PROVIDED FOR OPENING TYPE LOCATION ONLY. REFER TO SPECIFIC MARK ELEVATIONS FOR SIZE REFERENCE DIMENSIONING, MULLION SPACING, ETC.

CAMPERDOWN APARTMENTS

GREENVILLE, SC 29602




GRAHAM-HODGE
ASSOCIATES INC.

| | | | |
|-------------|----------|------|----------|
| DRAWN BY | RA | DATE | 09.24.18 |
| APPROVED BY | EW | DATE | 09.24.18 |
| SCALE | AS NOTED | | |
| FILE NO. | | | |

1.02

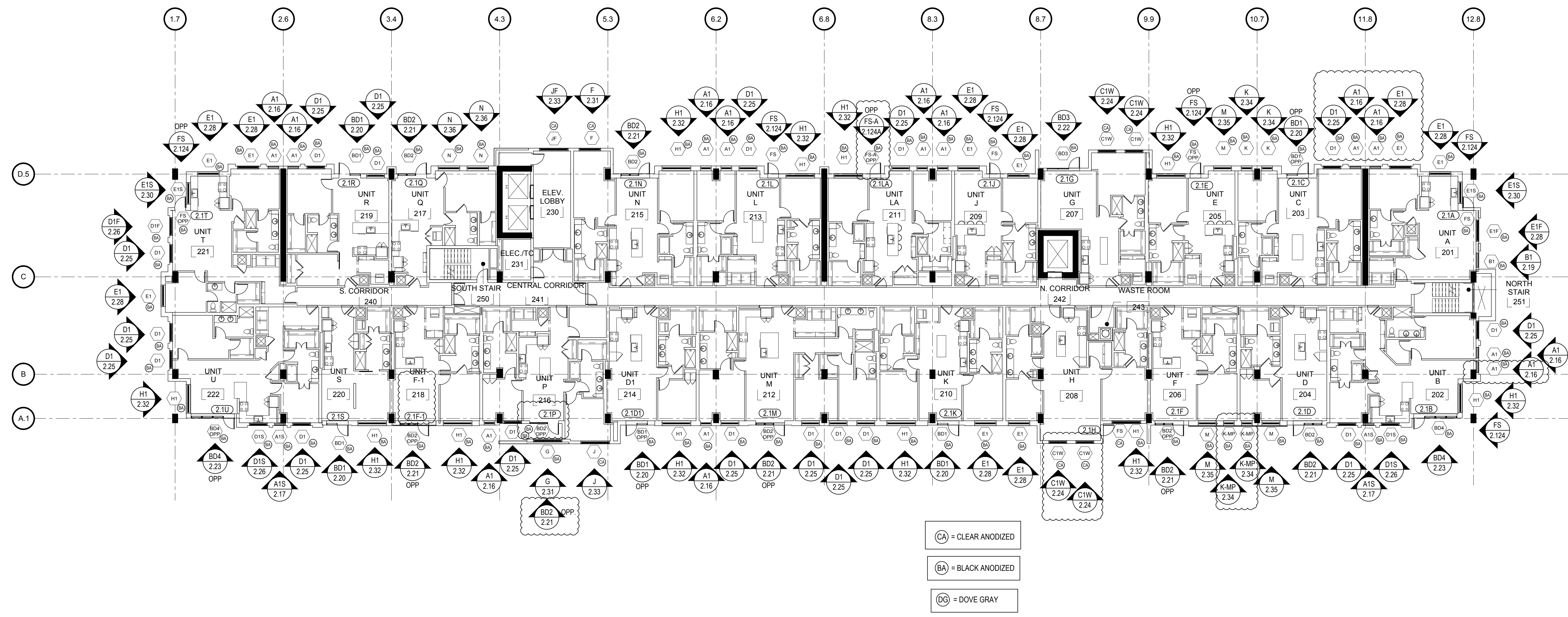
| | |
|-------------|------------------------------|
| DATE | 10/29/18 |
| DESCRIPTION | 1ST REVISION 2ND REVISION |
| REV. | A B |

CAMPERDOWN APARTMENTS
GREENVILLE, SC 29602



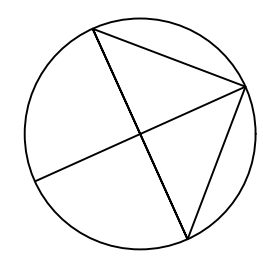
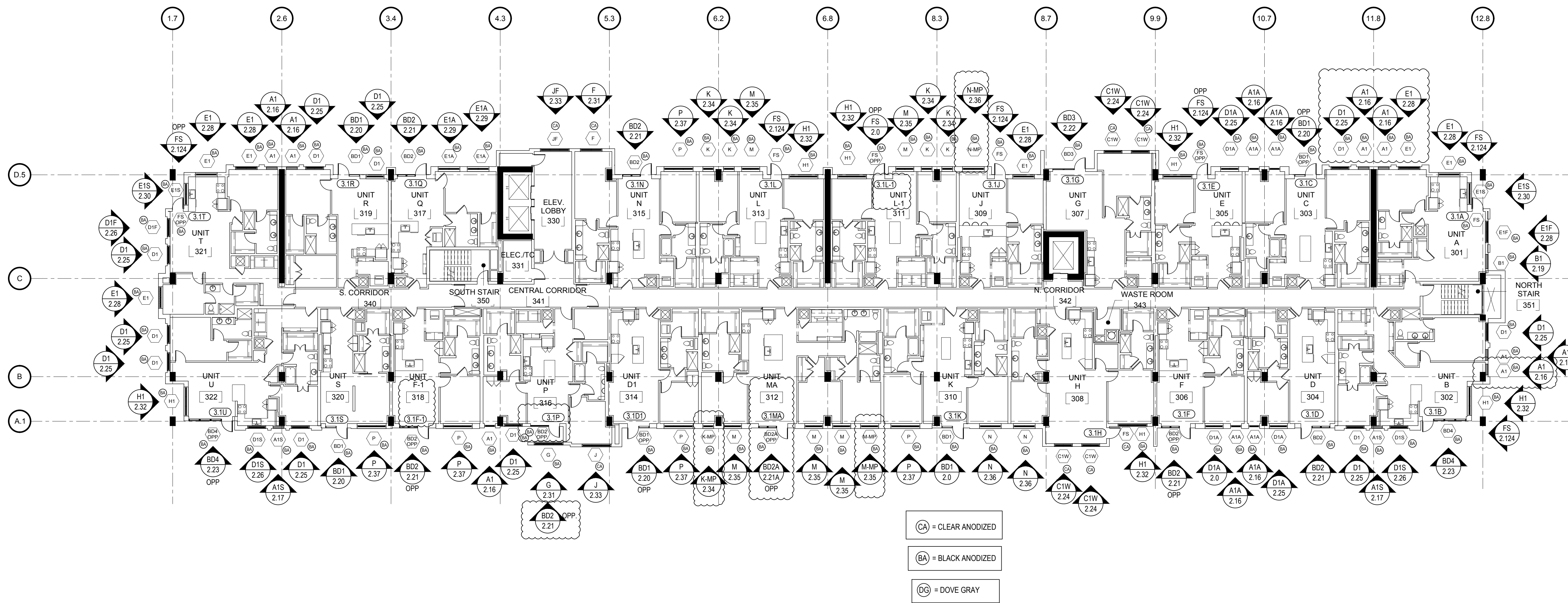
| | | | |
|-------------|----------|-------|----------|
| DRAWN BY | RA | DATE | 09.24.18 |
| APPROVED BY | EW | SHEET | 09.24.18 |
| SCALE | AS NOTED | | |
| FILE NO. | | | |

1.03



SECOND LEVEL FLOOR PLAN
NTS
ARCHITECTURAL REFERENCE: A1-02

ARCH / G.C. NOTE:
FLOOR PLANS ARE PROVIDED FOR OPENING TYPE LOCATION ONLY. REFER TO SPECIFIC MARK ELEVATIONS FOR SIZE REFERENCE DIMENSIONING, MULLION SPACING, ETC.



THIRD LEVEL FLOOR PLAN

NTS

ARCHITECTURAL REFERENCE: A1-03

ARCH / G.C. NOTE:

FLOOR PLANS ARE PROVIDED FOR OPENING TYPE LOCATION ONLY. REFER TO SPECIFIC MARK ELEVATIONS FOR SIZE REFERENCE DIMENSIONING, MULLION SPACING, ETC.



GRAHAM-HODGE
ASSOCIATES INC.

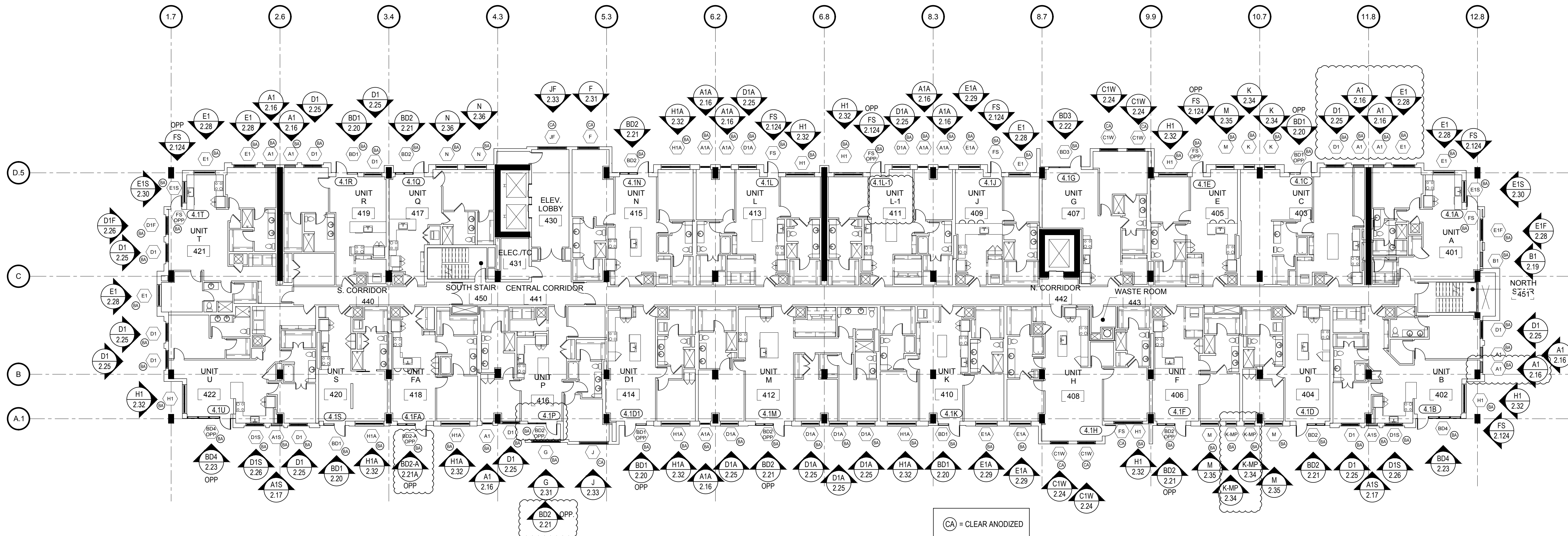
DRAWN BY: RA DATE: 09.24.18
 APPROVED BY: EW DATE: 09.24.18
 SCALE: AS NOTED
 FILE NO:

1.04

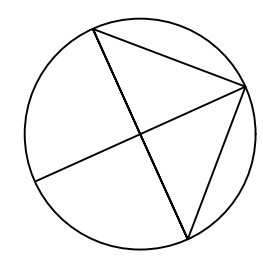
CAMPERDOWN APARTMENTS

GREENVILLE, SC 29602

| REV. | DESCRIPTION | DATE |
|------|--------------|----------|
| A | 1ST REVISION | 10/23/18 |
| B | 2ND REVISION | 12/18/18 |



- (CA) = CLEAR ANODIZED
- (BA) = BLACK ANODIZED
- (DG) = DOVE GRAY



FOURTH LEVEL FLOOR PLAN

NTS


ARCHITECTURAL REFERENCE: A1-04

ARCH / G.C. NOTE:

FLOOR PLANS ARE PROVIDED FOR OPENING TYPE LOCATION ONLY. REFER TO SPECIFIC MARK ELEVATIONS FOR SIZE REFERENCE DIMENSIONING, MULLION SPACING, ETC.

| | |
|-------------|------------------------------|
| DATE | 10/29/18 |
| DESCRIPTION | 1ST REVISION 2ND REVISION |
| REV. | A B |

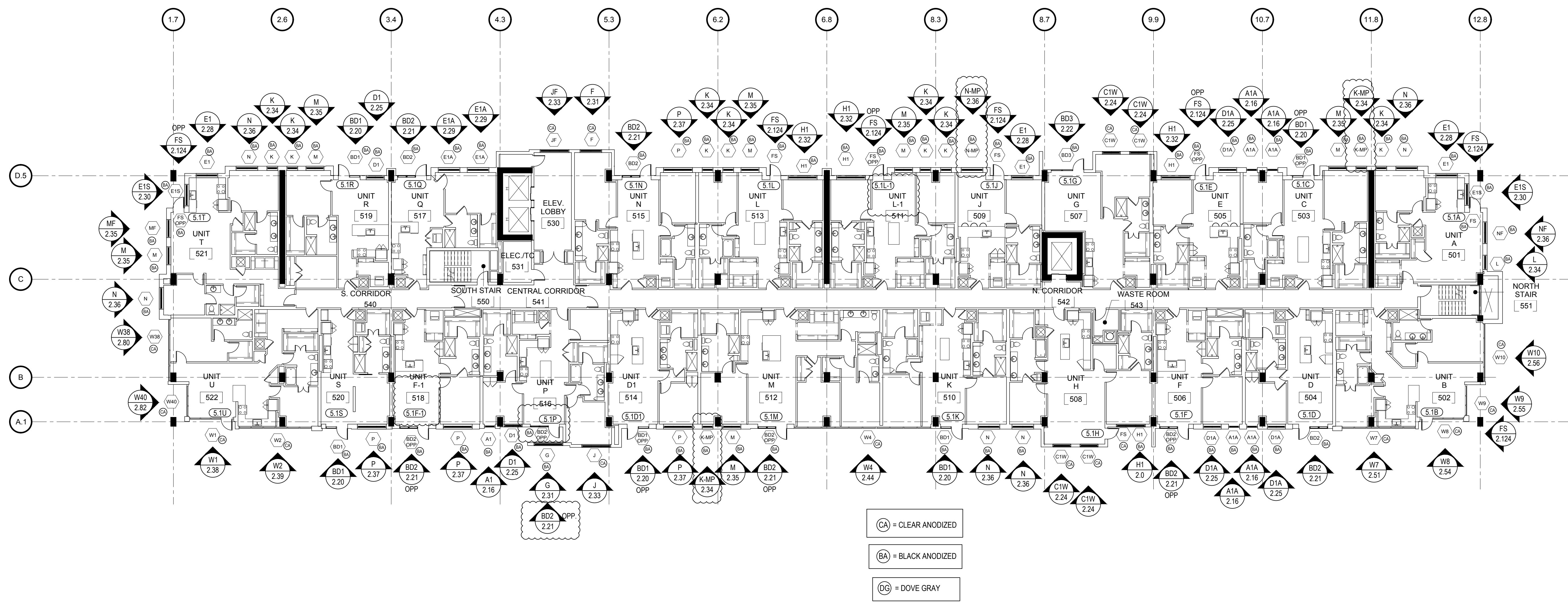
CAMPERDOWN APARTMENTS
 GREENVILLE, SC 29602




| | | | |
|-------------|----------|-------|----------|
| DRAWN BY | RA | DATE | 09.24.18 |
| APPROVED BY | EW | SHEET | 09.24.18 |
| SCALE | AS NOTED | | |
| FILE NO. | | | |

1.05

| | |
|-------------|------------------------------|
| DATE | 10/29/18 |
| DESCRIPTION | 1ST REVISION 2ND REVISION |
| REV. | A B |



CAMPERDOWN APARTMENTS
GREENVILLE, SC 29602



| | | | |
|-------------|----------|------|----------|
| DRAWN BY | RA | DATE | 09.24.18 |
| APPROVED BY | EW | DATE | 09.24.18 |
| SCALE | AS NOTED | | |
| FILE NO. | | | |


FIFTH LEVEL FLOOR PLAN
NTS ARCHITECTURAL REFERENCE: A1-05

ARCH / G.C. NOTE:
FLOOR PLANS ARE PROVIDED FOR OPENING TYPE LOCATION ONLY. REFER TO SPECIFIC MARK ELEVATIONS FOR SIZE REFERENCE DIMENSIONING, MULLION SPACING, ETC.

1.06

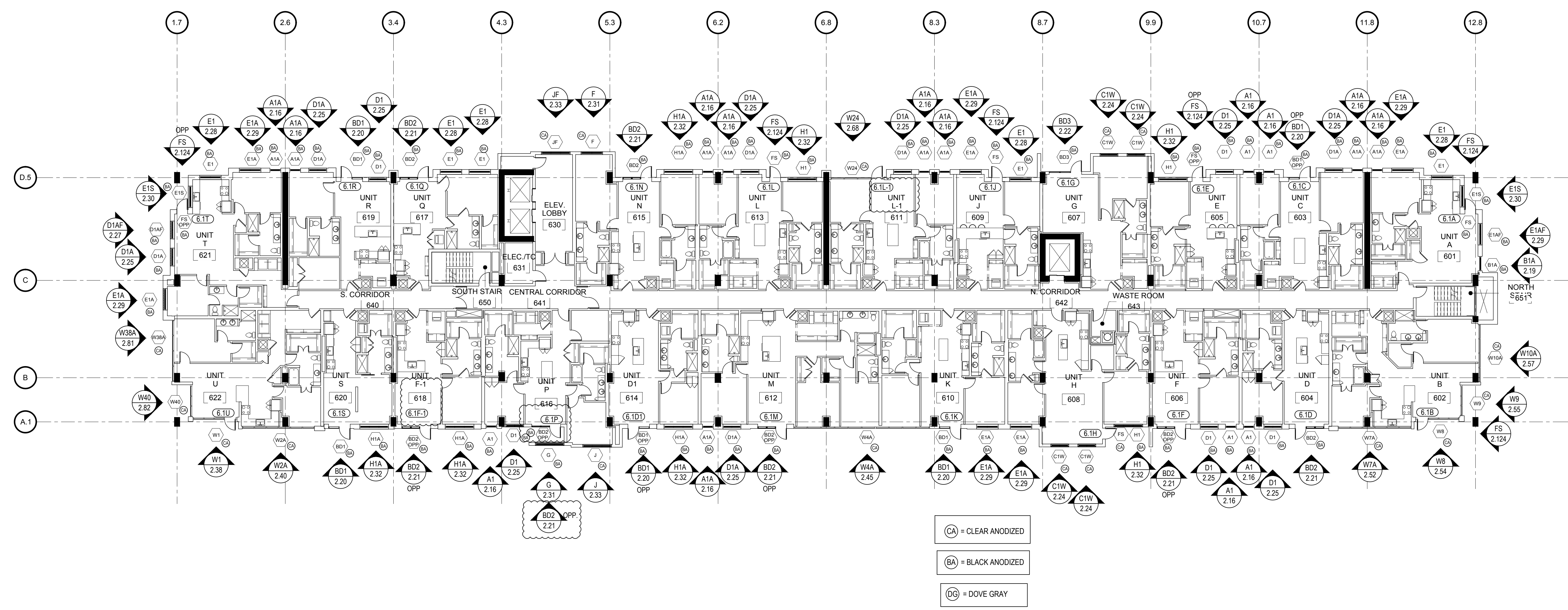
| | |
|-------------|------------------------------|
| DATE | 10/29/18 |
| DESCRIPTION | 1ST REVISION 2ND REVISION |
| REV. | A B |

CAMPERDOWN APARTMENTS
GREENVILLE, SC 29602



| | | | |
|-------------|----------|------|----------|
| DRAWN BY | RA | DATE | 09.24.18 |
| APPROVED BY | EW | DATE | 09.24.18 |
| SCALE | AS NOTED | | |
| FILE NO. | | | |

1.07




SIXTH LEVEL FLOOR PLAN
NTS
ARCHITECTURAL REFERENCE: A1-06

ARCH / G.C. NOTE:
FLOOR PLANS ARE PROVIDED FOR OPENING TYPE LOCATION ONLY. REFER TO SPECIFIC MARK ELEVATIONS FOR SIZE REFERENCE DIMENSIONING, MULLION SPACING, ETC.

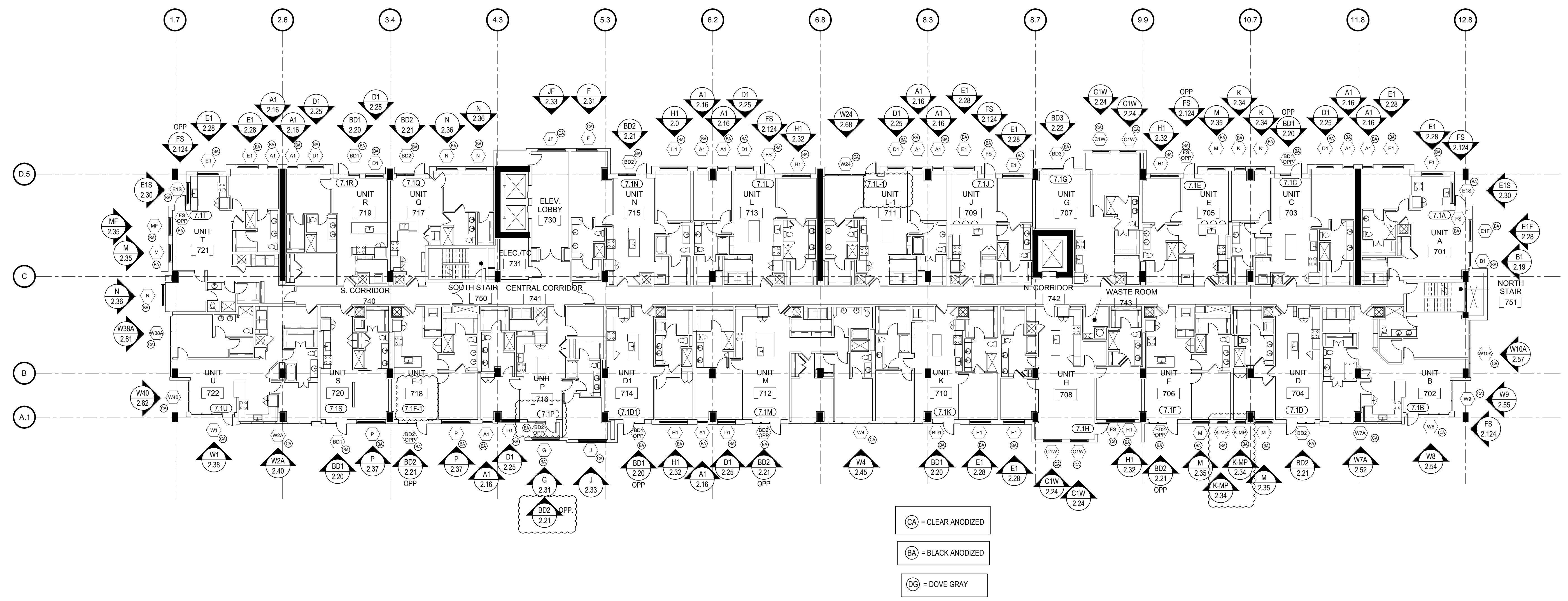
| | |
|-------------|------------------------------|
| DATE | 10/29/18 |
| DESCRIPTION | 1ST REVISION 2ND REVISION |
| REV. | A B |

CAMPERDOWN APARTMENTS
GREENVILLE, SC 29602



| | | | |
|-------------|----------|----------|----------|
| DRAWN BY | RA | DATE | 09.24.18 |
| APPROVED BY | EW | DATE | 09.24.18 |
| SCALE | AS NOTED | FILE NO. | |

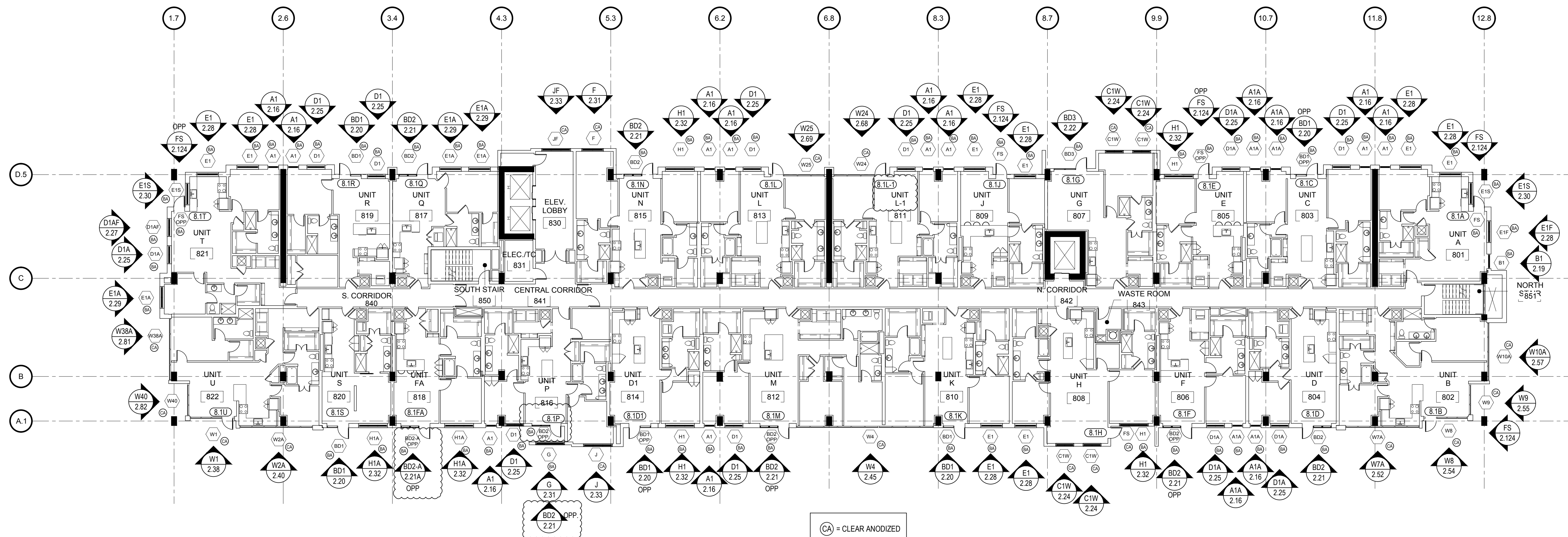
1.08



SEVENTH LEVEL FLOOR PLAN
NTS
ARCHITECTURAL REFERENCE: A1-07


ARCH / G.C. NOTE:
FLOOR PLANS ARE PROVIDED FOR OPENING TYPE LOCATION ONLY. REFER TO SPECIFIC MARK ELEVATIONS FOR SIZE REFERENCE DIMENSIONING, MULLION SPACING, ETC.

| | |
|-------------|------------------------------|
| DATE | 10/29/18 |
| DESCRIPTION | 1ST REVISION 2ND REVISION |
| REV. | A B |



- (CA) = CLEAR ANODIZED
- (BA) = BLACK ANODIZED
- (DG) = DOVE GRAY

CAMPERDOWN APARTMENTS
GREENVILLE, SC 29602



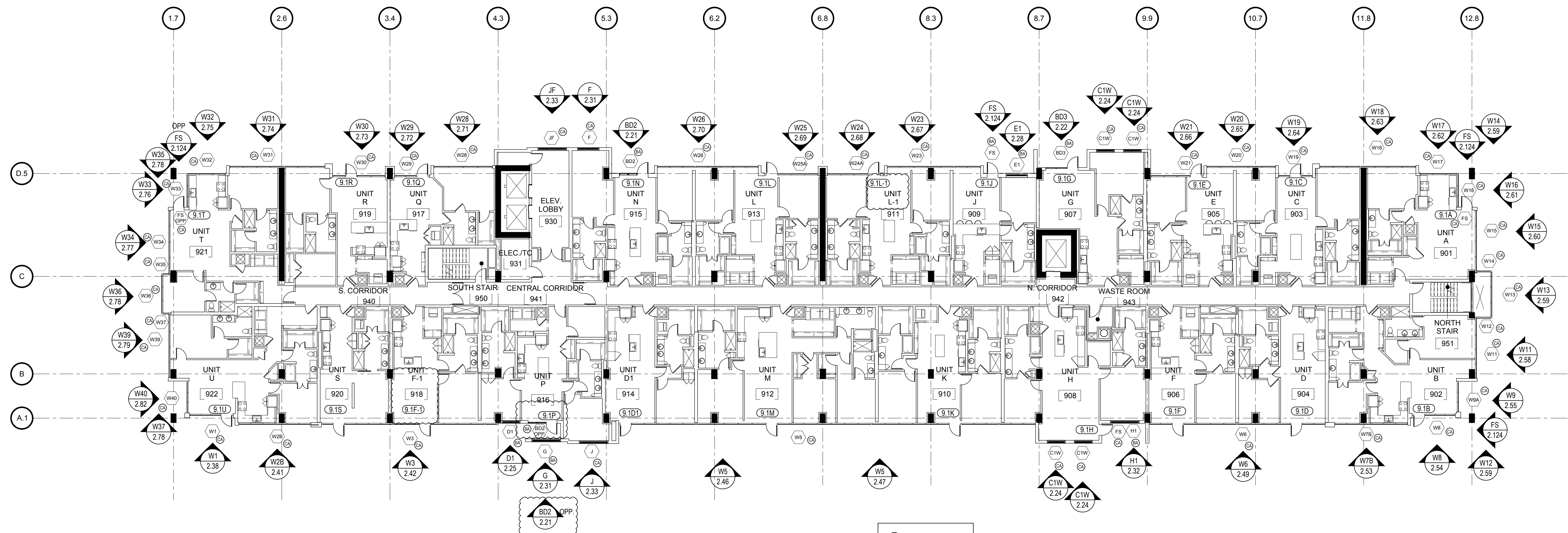
| | | | |
|-------------|----------|------|----------|
| DRAWN BY | RA | DATE | 09.24.18 |
| APPROVED BY | EW | DATE | 09.24.18 |
| SCALE | AS NOTED | | |
| FILE NO. | | | |

EIGHTH LEVEL FLOOR PLAN
NTS
ARCHITECTURAL REFERENCE: A1-08

ARCH / G.C. NOTE:
FLOOR PLANS ARE PROVIDED FOR OPENING TYPE LOCATION ONLY. REFER TO SPECIFIC MARK ELEVATIONS FOR SIZE REFERENCE DIMENSIONING, MULLION SPACING, ETC.

1.09

| | |
|-------------|------------------------------|
| DATE | 10/29/18 |
| DESCRIPTION | 1ST REVISION 2ND REVISION |
| REV. | A B |



- (CA) = CLEAR ANODIZED
- (BA) = BLACK ANODIZED
- (DG) = DOVE GRAY


NINTH LEVEL FLOOR PLAN
 NTS ARCHITECTURAL REFERENCE: A1-09

ARCH / G.C. NOTE:
 FLOOR PLANS ARE PROVIDED FOR OPENING TYPE LOCATION ONLY. REFER TO SPECIFIC MARK ELEVATIONS FOR SIZE REFERENCE DIMENSIONING, MULLION SPACING, ETC.

CAMPERDOWN APARTMENTS
 GREENVILLE, SC 29602


GRAHAM-HODGE
 ASSOCIATES INC.

| | | | |
|-------------|----------|-------|----------|
| DRAWN BY | RA | DATE | 09.24.18 |
| APPROVED BY | EW | SHEET | 09.24.18 |
| SCALE | AS NOTED | | |
| FILE NO. | | | |

1.10

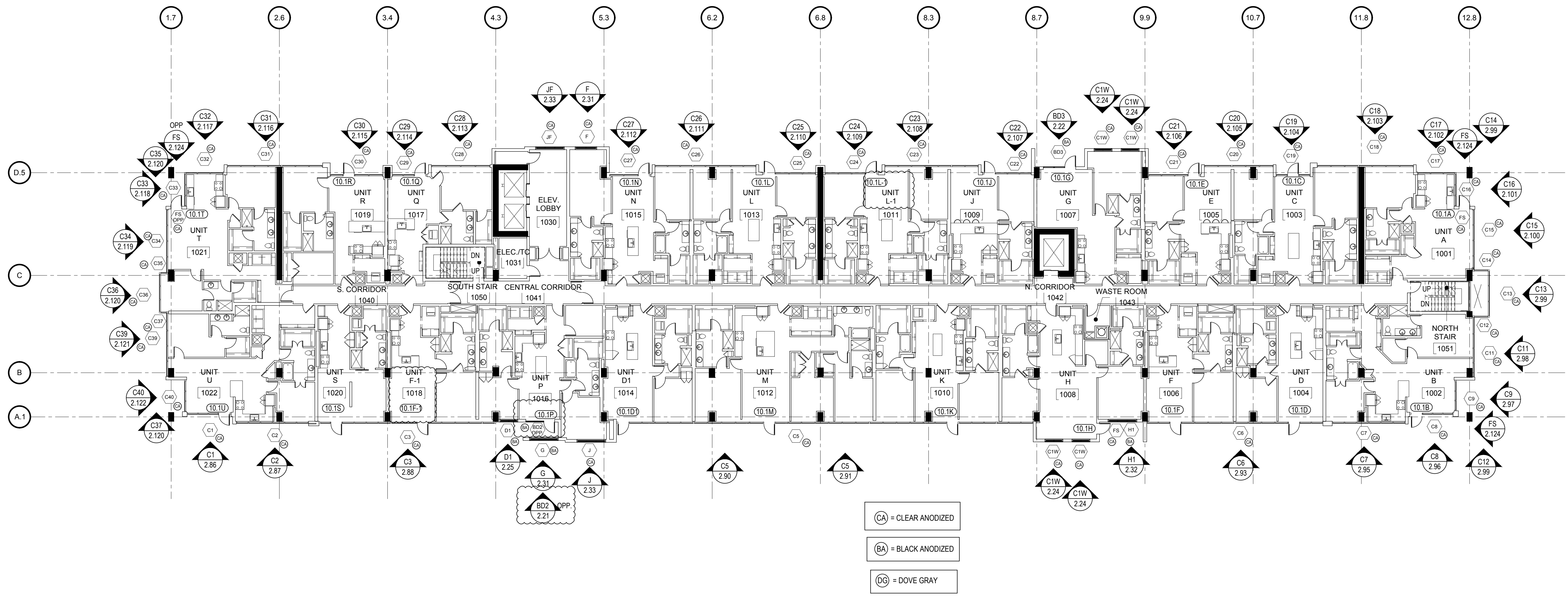
| | |
|-------------|------------------------------|
| DATE | 10/29/18 12/19/18 |
| DESCRIPTION | 1ST REVISION 2ND REVISION |
| REV. | A B |

CAMPERDOWN APARTMENTS
GREENVILLE, SC 29602



| | | | |
|-------------|----------|-------|----------|
| DRAWN BY | RA | DATE | 09.24.18 |
| APPROVED BY | EW | SHEET | 09.24.18 |
| SCALE | AS NOTED | | |
| FILE NO. | | | |

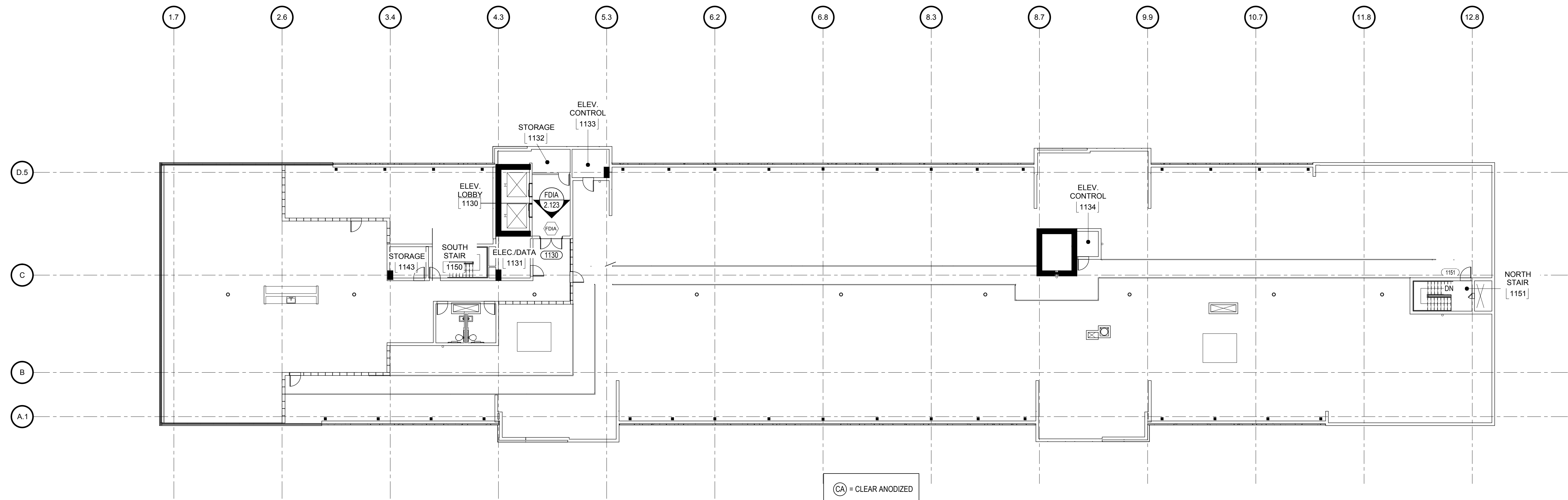
1.11



TENTH LEVEL FLOOR PLAN
NTS ARCHITECTURAL REFERENCE: A1-10

ARCH / G.C. NOTE:

FLOOR PLANS ARE PROVIDED FOR OPENING TYPE LOCATION ONLY. REFER TO SPECIFIC MARK ELEVATIONS FOR SIZE REFERENCE DIMENSIONING, MULLION SPACING, ETC.



- CA = CLEAR ANODIZED
- BA = BLACK ANODIZED
- DG = DOVE GRAY

ROOF LEVEL FLOOR PLAN
 NTS ARCHITECTURAL REFERENCE: A1-11

ARCH / G.C. NOTE:
 FLOOR PLANS ARE PROVIDED FOR OPENING TYPE LOCATION ONLY. REFER TO SPECIFIC MARK ELEVATIONS FOR SIZE REFERENCE DIMENSIONING, MULLION SPACING, ETC.

| REV. | DESCRIPTION | DATE |
|------|--------------|----------|
| A | 1ST REVISION | 10/27/18 |
| B | 2ND REVISION | 12/18/18 |

CAMPERDOWN APARTMENTS
 GREENVILLE, SC 29602

GRAHAM-HODGE
 ASSOCIATES INC.

| | |
|-----------------|----------------|
| DRAWN BY: RA | DATE: 09.24.18 |
| APPROVED BY: EW | DATE: 09.24.18 |
| SCALE: AS NOTED | FILE NO: |

1.12



FALLS STREET ELEVATION

NTS ARCHITECTURAL REFERENCE: A2-00

ARCH / G.C. NOTE:

ELEVATIONS ARE PROVIDED FOR OPENING TYPE LOCATION ONLY. REFER TO SPECIFIC MARK ELEVATIONS FOR SIZE REFERENCE DIMENSIONING, MULLION SPACING, ETC.

- (CA) = CLEAR ANODIZED
- (BA) = BLACK ANODIZED
- (DG) = DOVE GRAY

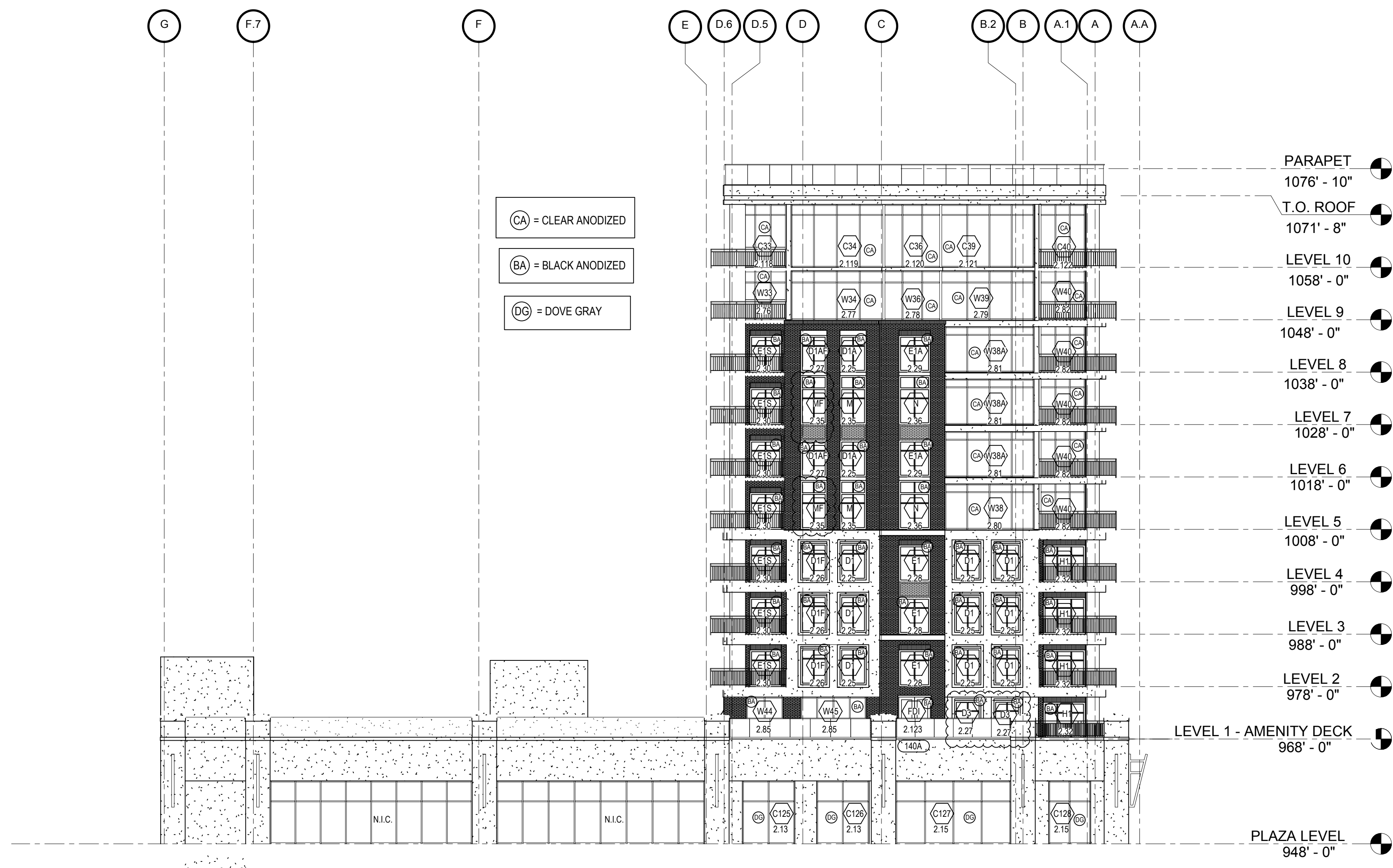
| | |
|-------------|------------------------------|
| DATE | 10/29/18 |
| DESCRIPTION | 1ST REVISION 2ND REVISION |
| REV. | A B |

CAMPERDOWN APARTMENTS
 GREENVILLE, SC 29602



| | | | |
|-------------|----------|-------|----------|
| DRAWN BY | RA | DATE | 09.24.18 |
| APPROVED BY | EW | SHEET | 09.24.18 |
| SCALE | AS NOTED | | |
| FILE NO. | | | |

1.13



JAPANESE DOGWOOD LANE ELEVATION

NTS


ARCHITECTURAL REFERENCE: A2-00

ARCH / G.C. NOTE:

ELEVATIONS ARE PROVIDED FOR OPENING TYPE LOCATION ONLY. REFER TO SPECIFIC MARK ELEVATIONS FOR SIZE REFERENCE DIMENSIONING, MULLION SPACING, ETC.

| REV. | DESCRIPTION | DATE |
|------|--------------|----------|
| A | 1ST REVISION | 10/29/18 |
| B | 2ND REVISION | 12/18/18 |

CAMPERDOWN APARTMENTS
GREENVILLE, SC 29602

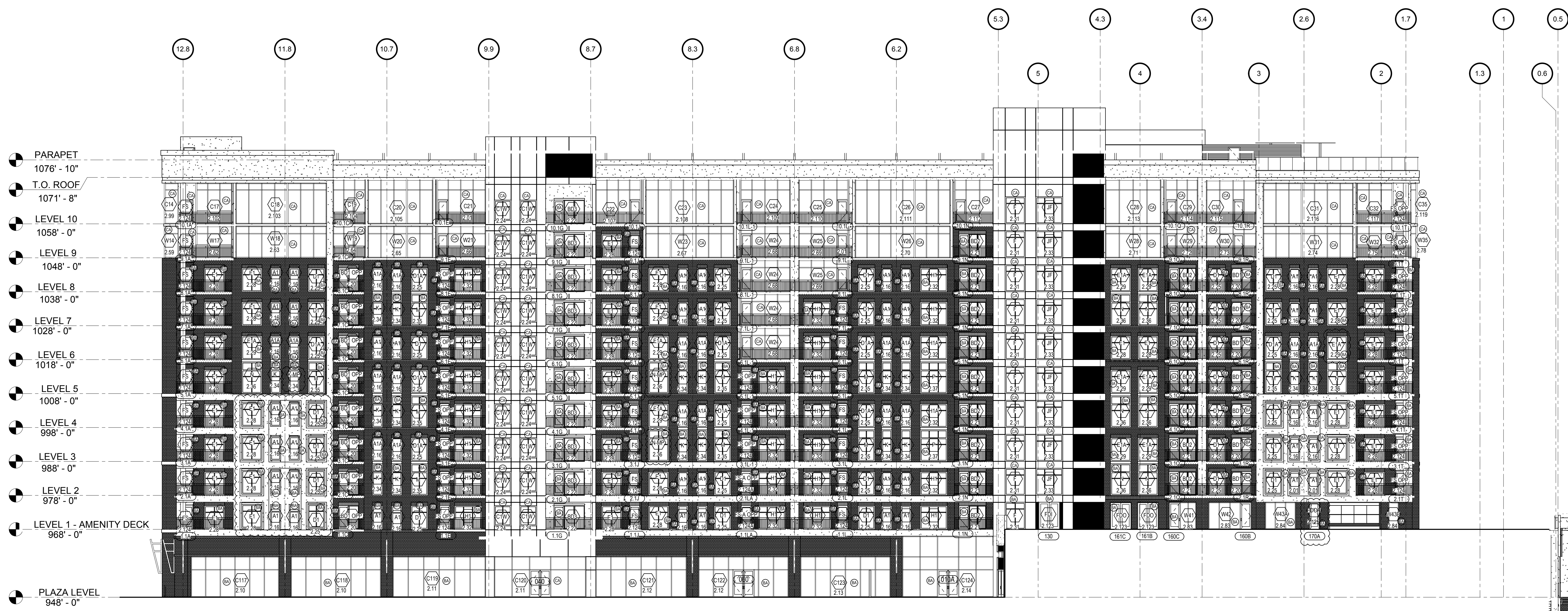


GRAHAM-HODGE
ASSOCIATES INC.

| | |
|--------------------|-------------------|
| DRAWN BY: RA | DATE: 09.24.18 |
| APPROVED BY: EW | DATE: 09.24.18 |
| SCALE: AS NOTED | FILE NO: |

1.14

| | |
|-------------|------------------------------|
| DATE | 10/29/18 |
| DESCRIPTION | 1ST REVISION 2ND REVISION |
| REV. | A B |



- PARAPET
1076' - 10"
- T.O. ROOF
1071' - 8"
- LEVEL 10
1058' - 0"
- LEVEL 9
1048' - 0"
- LEVEL 8
1038' - 0"
- LEVEL 7
1028' - 0"
- LEVEL 6
1018' - 0"
- LEVEL 5
1008' - 0"
- LEVEL 4
998' - 0"
- LEVEL 3
988' - 0"
- LEVEL 2
978' - 0"
- LEVEL 1 - AMENITY DECK
968' - 0"
- PLAZA LEVEL
948' - 0"


PLAZA ELEVATION

NTS ARCHITECTURAL REFERENCE: A2-01

ARCH / G.C. NOTE:

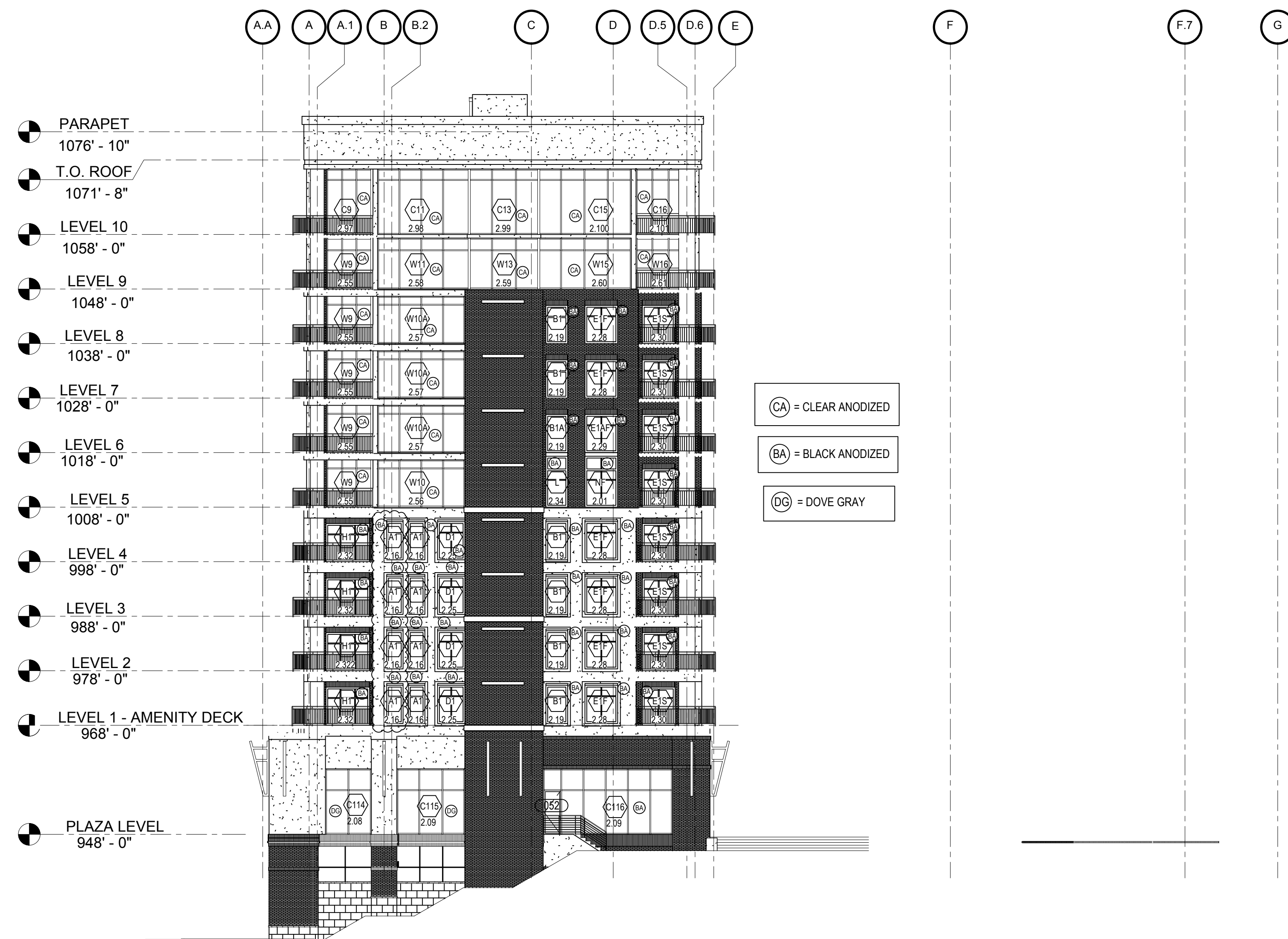
ELEVATIONS ARE PROVIDED FOR OPENING TYPE LOCATION ONLY. REFER TO SPECIFIC MARK ELEVATIONS FOR SIZE REFERENCE DIMENSIONING, MULLION SPACING, ETC.

CAMPERDOWN APARTMENTS
GREENVILLE, SC 29602



| | | | |
|-------------|----------|------|----------|
| DRAWN BY | RA | DATE | 09.24.18 |
| APPROVED BY | EW | DATE | 09.24.18 |
| SCALE | AS NOTED | | |
| FILE NO. | | | |

1.15



EAST BROAD STREET ELEVATION

NTS

ARCHITECTURAL REFERENCE: A2-01

ARCH / G.C. NOTE:

ELEVATIONS ARE PROVIDED FOR OPENING TYPE LOCATION ONLY. REFER TO SPECIFIC MARK ELEVATIONS FOR SIZE REFERENCE DIMENSIONING, MULLION SPACING, ETC.

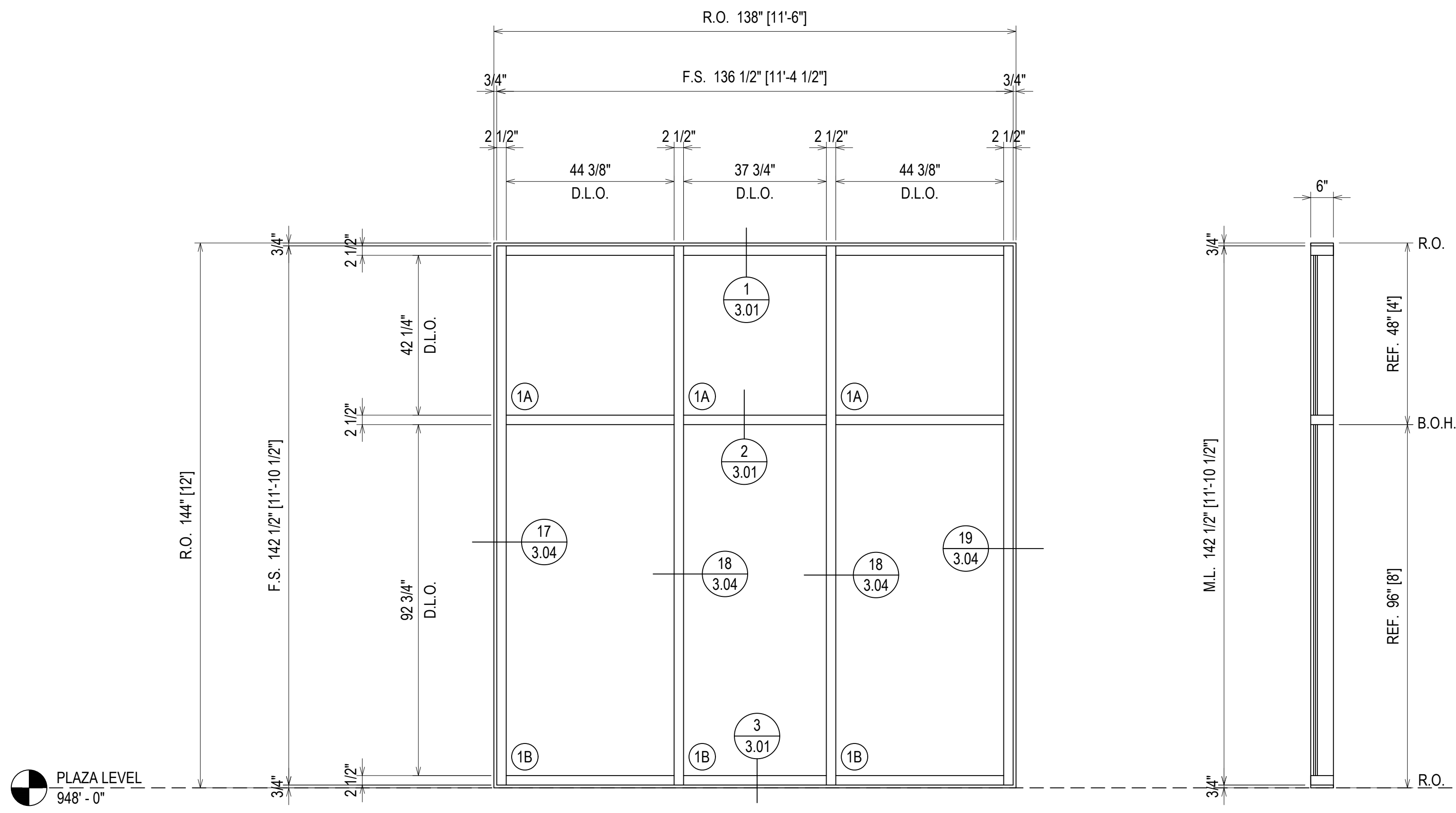
| REV. | DESCRIPTION | DATE |
|------|--------------|----------|
| A | 1ST REVISION | 10/29/18 |
| B | 2ND REVISION | 12/18/18 |

CAMPERDOWN APARTMENTS
GREENVILLE, SC 29602



| | |
|-----------------|----------------|
| DRAWN BY: RA | DATE: 09.24.18 |
| APPROVED BY: EW | DATE: 09.24.18 |
| SCALE: AS NOTED | FILE NO: |

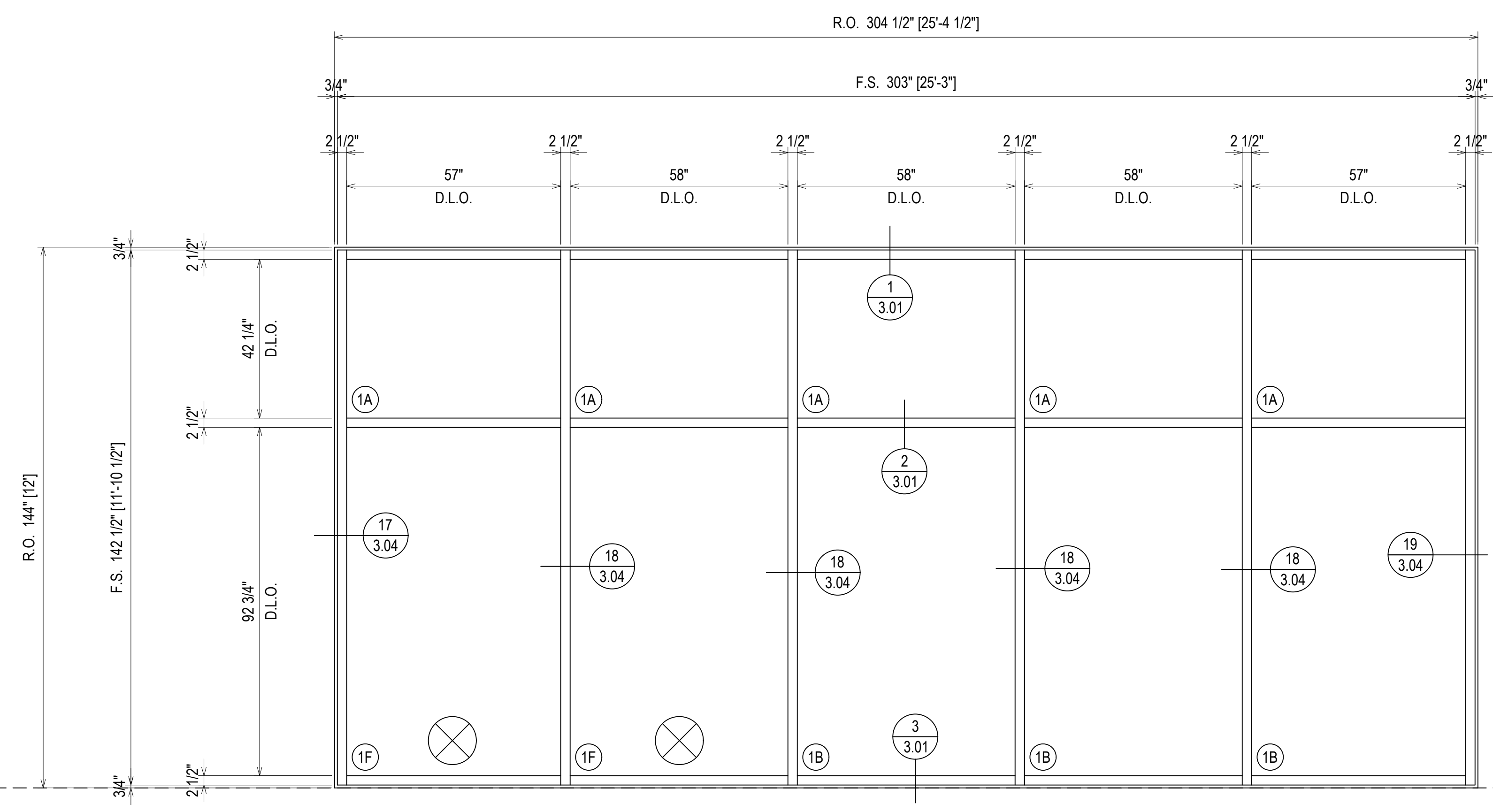
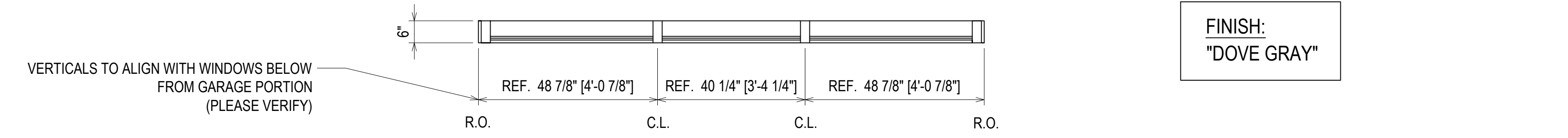
1.16



ELEVATION C100
 SCALE: 1/2" = 1'-0"
 KAWNEER 1600 WALL SYSTEM 1 2 1/2" X 6"
 EXTERIOR GLAZED CURTAINWALL (SHEAR BLOCK)
 1" INSULATED GLASS
 QUANTITY: 1

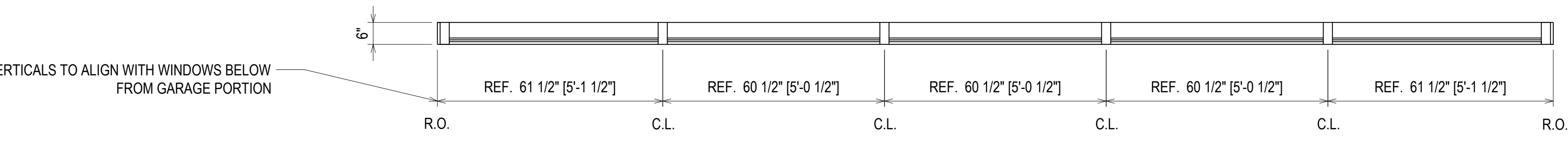
FINISH:
 "DOVE GRAY"

⊗ = FIREMAN LOGO GLASS



FINISH:
 "DOVE GRAY"

ELEVATION C101
 SCALE: 1/2" = 1'-0"
 KAWNEER 1600 WALL SYSTEM 1 2 1/2" X 6"
 EXTERIOR GLAZED CURTAINWALL (SHEAR BLOCK)
 1" INSULATED GLASS
 QUANTITY: 1



ERECTOR / G.C. NOTE:
 PLEASE FIELD VERIFY ALL DIMENSIONS

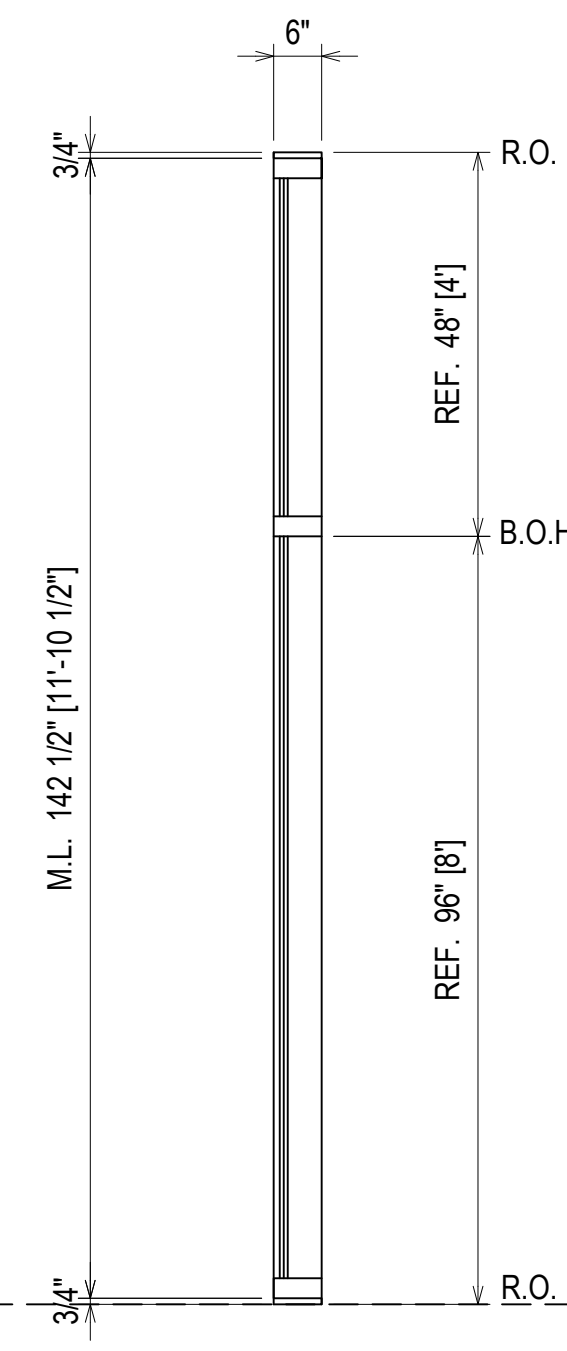
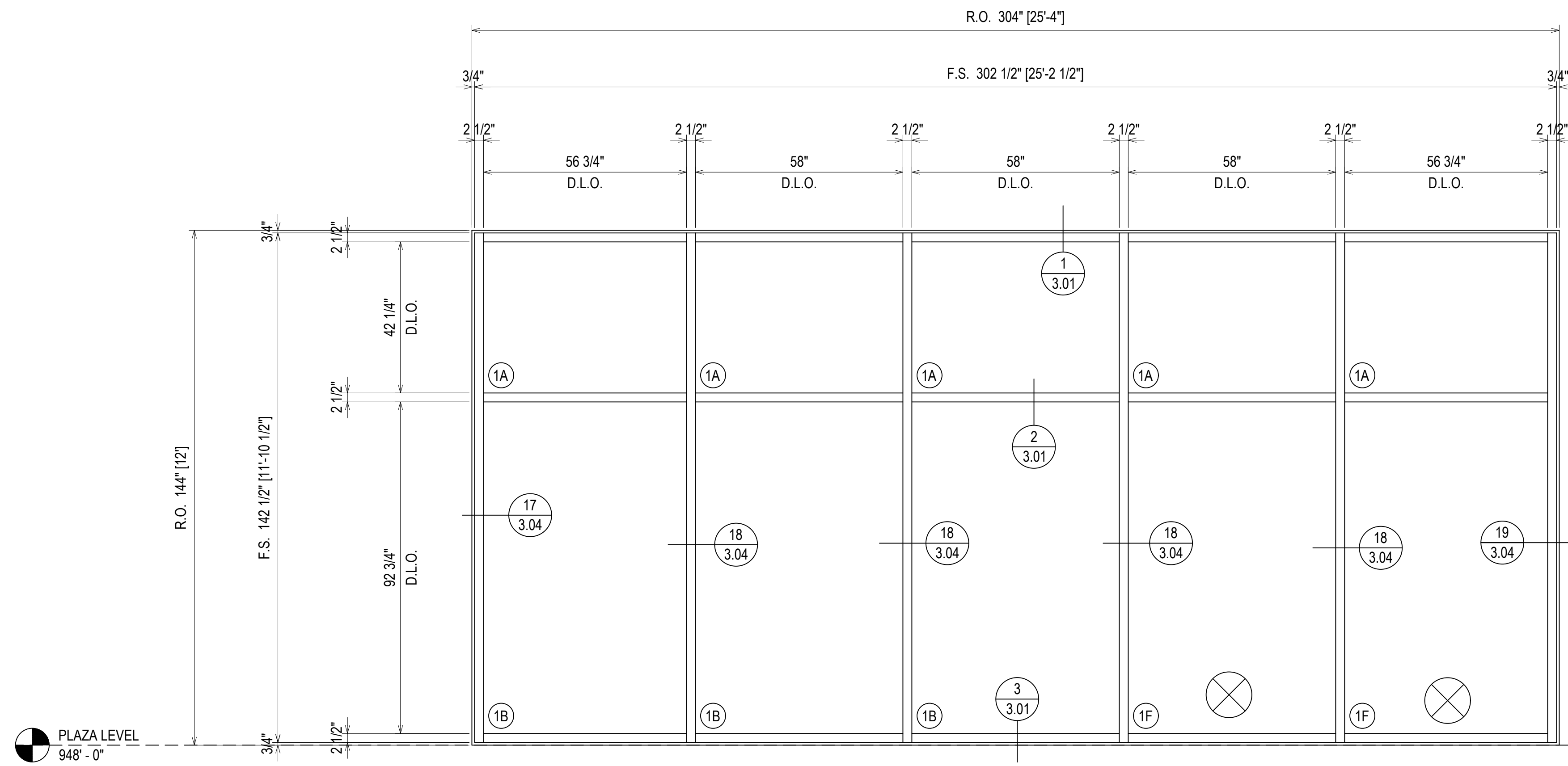
| | |
|-------------|------------------------------|
| DATE | 10/22/18 12/18/18 |
| DESCRIPTION | 1ST REVISION 2ND REVISION |
| REV. | A B |

CAMPERDOWN APARTMENTS
 GREENVILLE, SC 29602



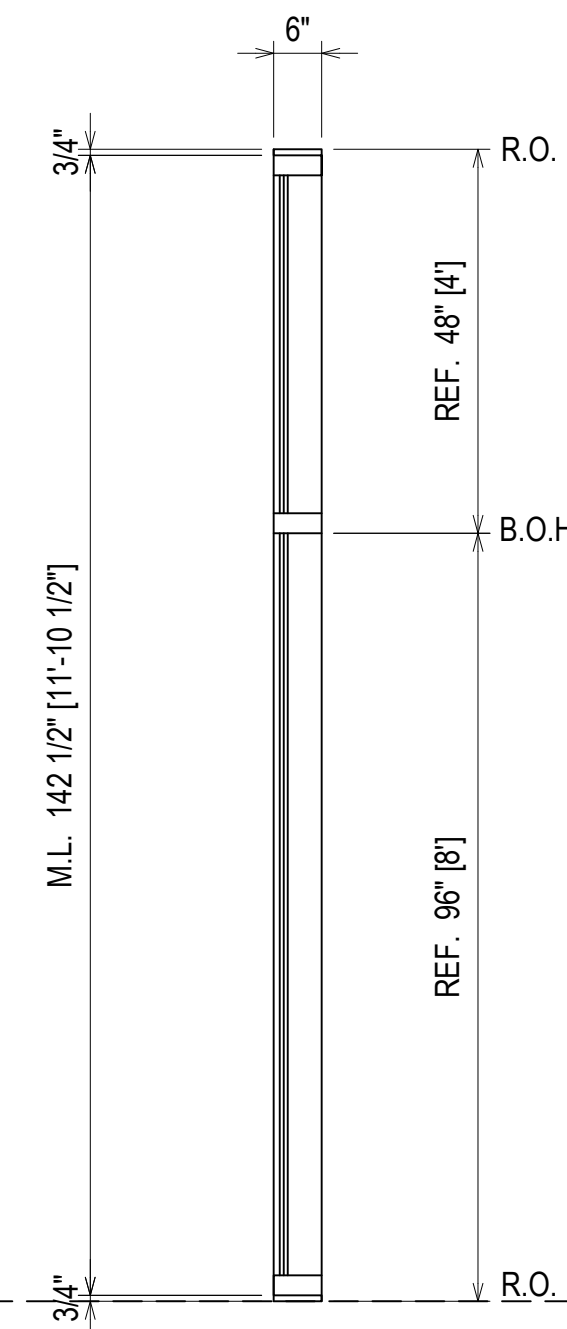
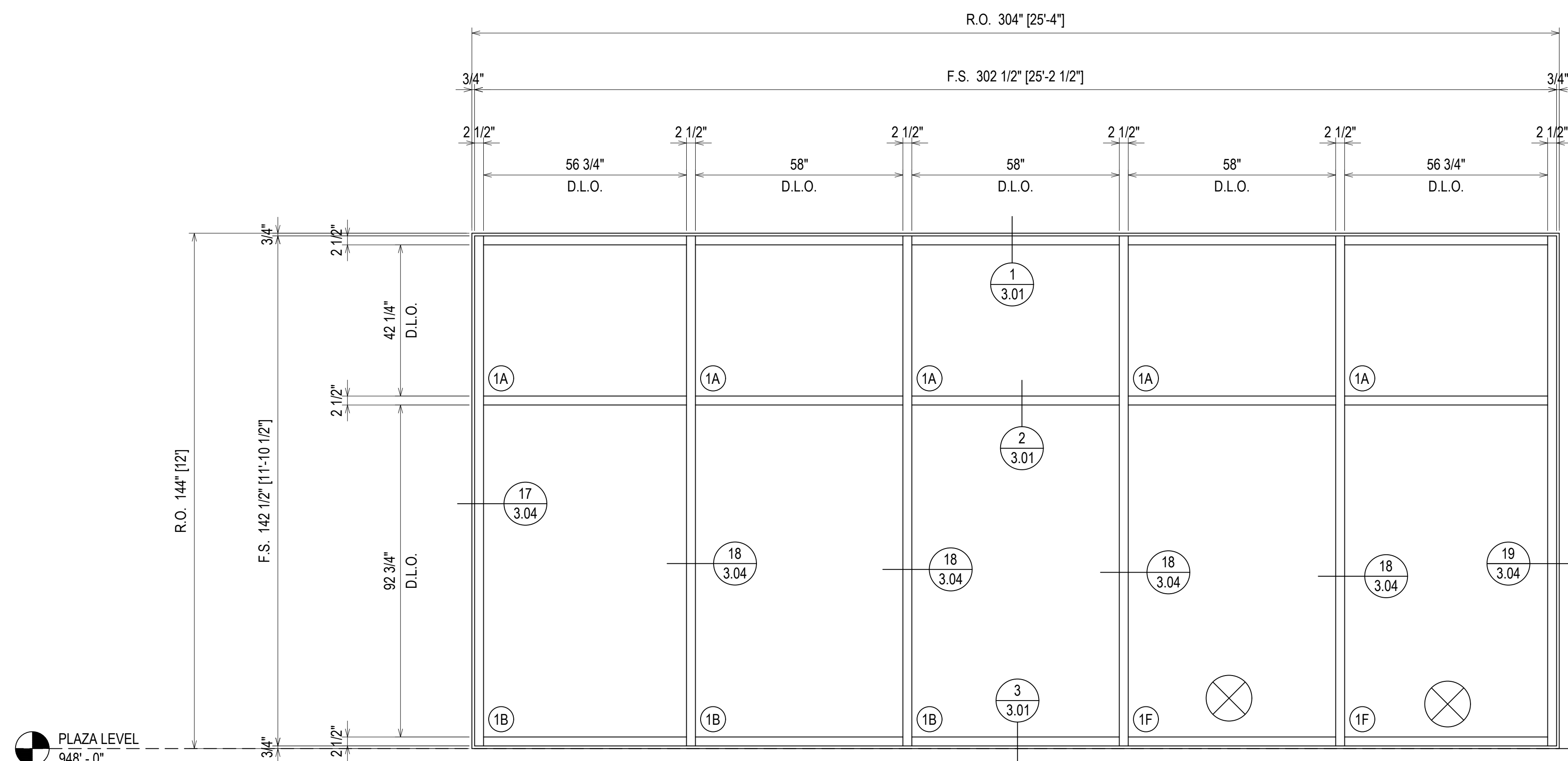
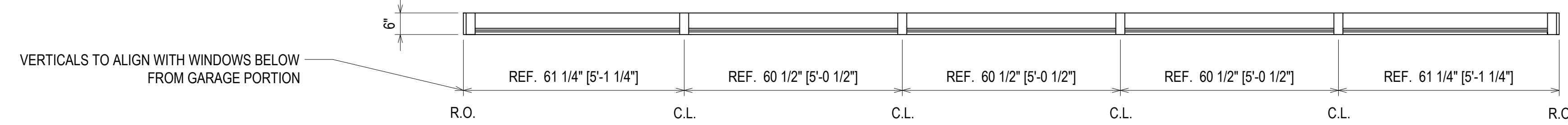
| | |
|-------------|----------|
| DRAWN BY | DATE |
| CW | 09.24.18 |
| APPROVED BY | DATE |
| PA | 09.24.18 |
| SCALE | AS NOTED |
| FILE NO | |

2.01



ELEVATION C102
 SCALE: 1/2" = 1'-0"
 KAWNEER 1600 WALL SYSTEM 1 2 1/2" X 6"
 EXTERIOR GLAZED CURTAINWALL (SHEAR BLOCK)
 1" INSULATED GLASS
 QUANTITY: 1

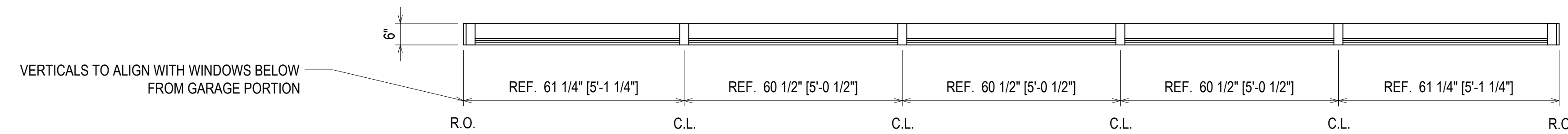
FINISH:
 "DOVE GRAY"



ELEVATION C103
 SCALE: 1/2" = 1'-0"
 KAWNEER 1600 WALL SYSTEM 1 2 1/2" X 6"
 EXTERIOR GLAZED CURTAINWALL (SHEAR BLOCK)
 1" INSULATED GLASS
 QUANTITY: 1

⊗ = FIREMAN LOGO GLASS

FINISH:
 "DOVE GRAY"



ERECTOR / G.C. NOTE:
 PLEASE FIELD VERIFY ALL DIMENSIONS

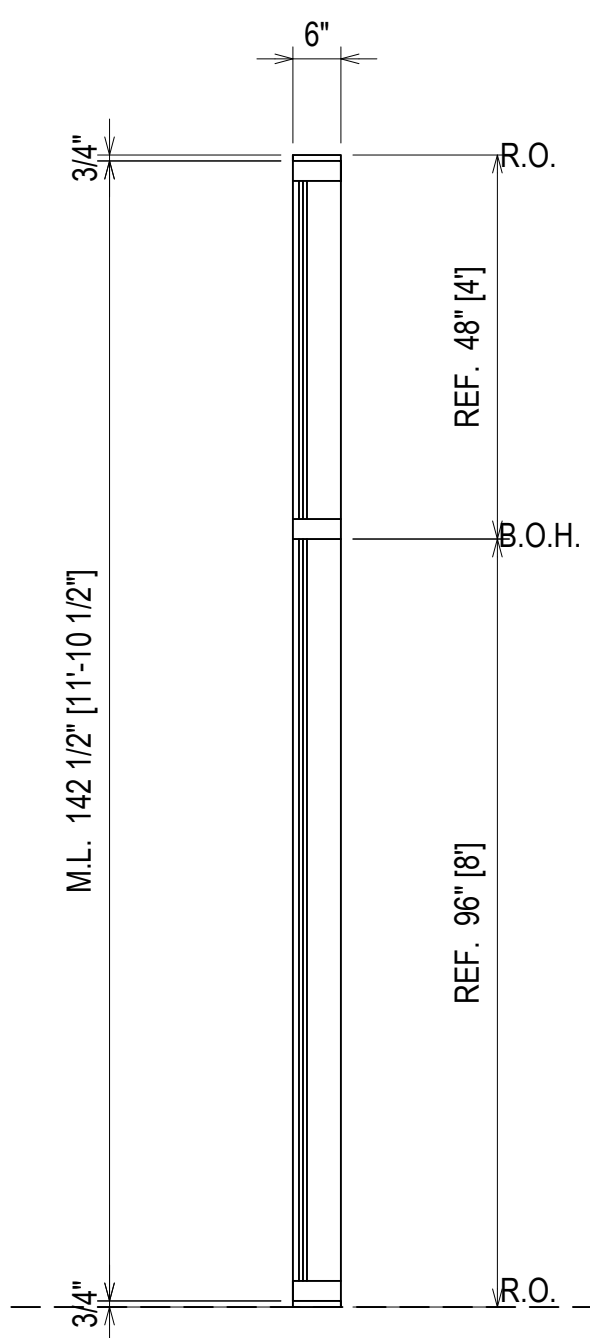
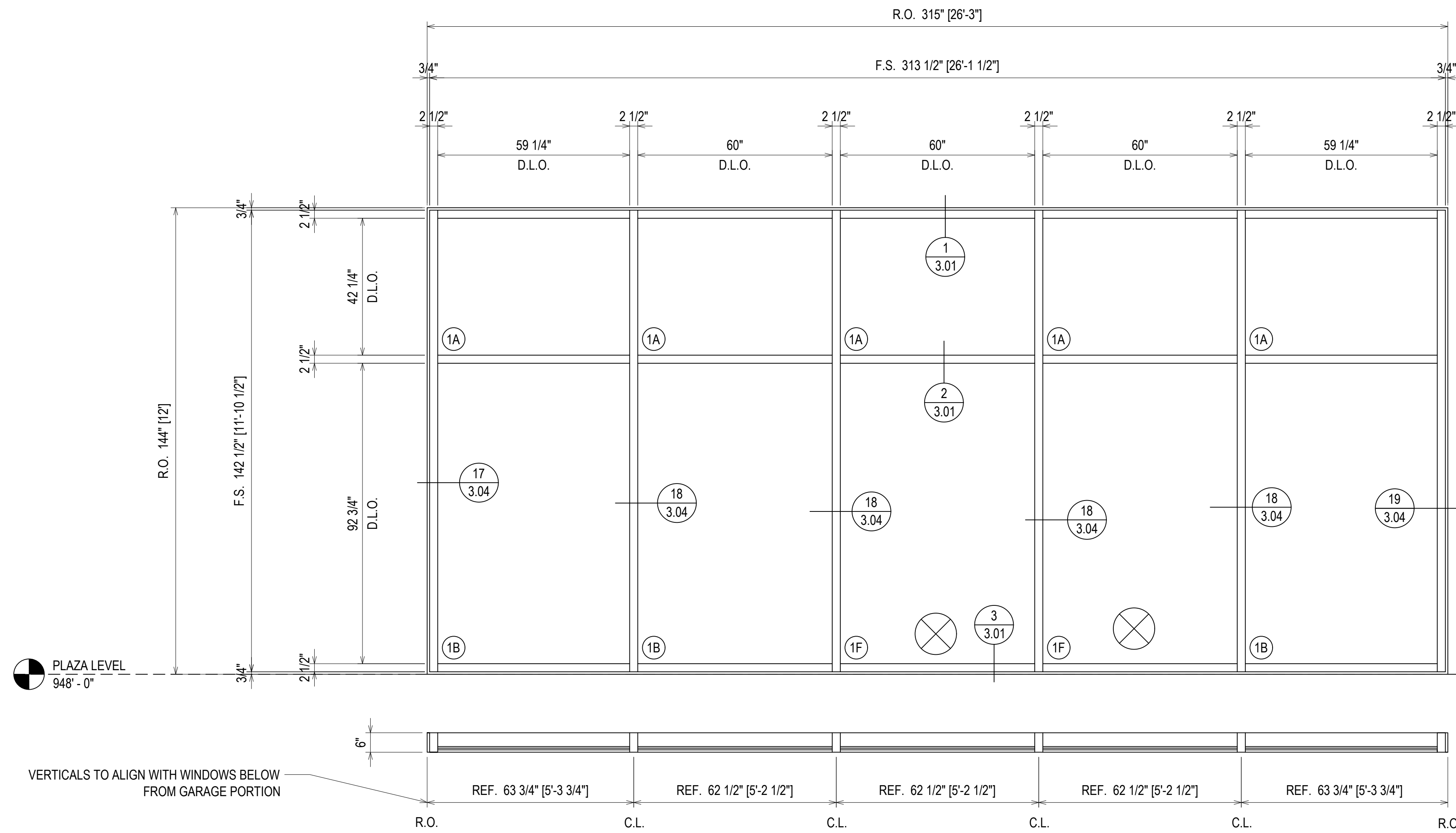
| REV. | DESCRIPTION | DATE |
|------|--------------|----------|
| A | 1ST REVISION | 10/29/18 |
| B | 2ND REVISION | 12/19/18 |

CAMPERDOWN APARTMENTS
 GREENVILLE, SC 29602



| | | | |
|-------------|----------|------|----------|
| DRAWN BY | CW | DATE | 09.24.18 |
| APPROVED BY | PA | DATE | 09.24.18 |
| SCALE | AS NOTED | | |
| FILE NO | | | |

2.02



ELEVATION C104
 SCALE: 1/2" = 1'-0"
 KAWNEER 1600 WALL SYSTEM 1 2 1/2" X 6"
 EXTERIOR GLAZED CURTAINWALL (SHEAR BLOCK)
 1" INSULATED GLASS
 QUANTITY: 1

FINISH:
 "DOVE GRAY"

= FIREMAN LOGO GLASS

| REV. | DESCRIPTION | DATE |
|------|--------------|----------|
| A | 1ST REVISION | 10/29/18 |
| B | 2ND REVISION | 12/18/18 |


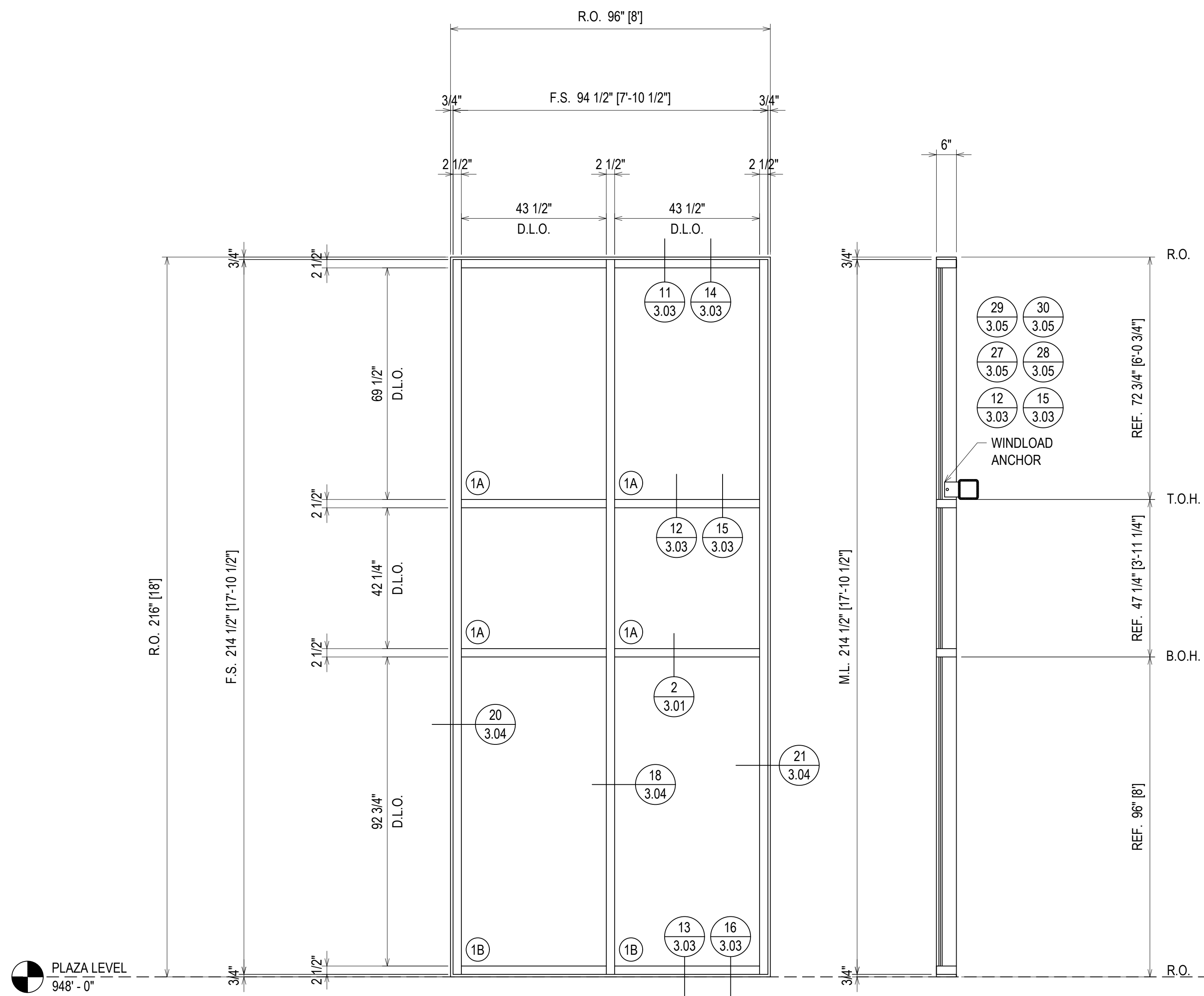
CAMPERDOWN APARTMENTS
 GREENVILLE, SC 29602

GRAHAM-HODGE
 ASSOCIATES INC.

| | |
|--------------------|-------------------|
| DRAWN BY: CW | DATE: 09.24.18 |
| APPROVED BY: PA | DATE: 09.24.18 |
| SCALE: AS NOTED | FILE NO: |

ERECTOR / G.C. NOTE:
 PLEASE FIELD VERIFY ALL DIMENSIONS


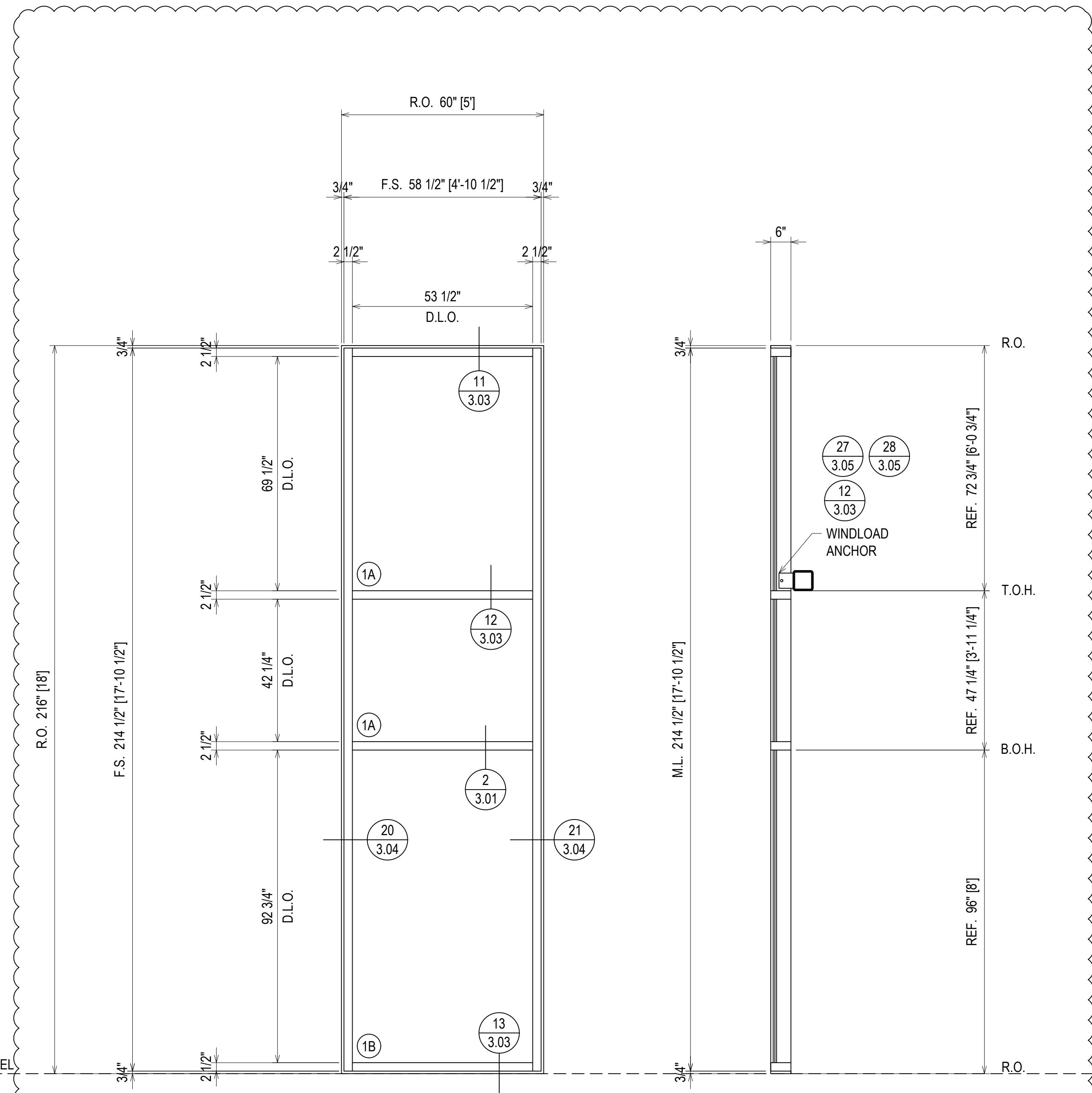
2.03



FINISH:
"DOVE GRAY"

ELEVATION C105
SCALE: 1/2" = 1'-0"
KAWNEER 1600 WALL SYSTEM 1 2 1/2" X 6"
EXTERIOR GLAZED CURTAINWALL (SHEAR BLOCK)
1" INSULATED GLASS
QUANTITY: 2

= FIREMAN LOGO GLASS



FINISH:
"DOVE GRAY"

ELEVATION C106
SCALE: 1/2" = 1'-0"
KAWNEER 1600 WALL SYSTEM 1 2 1/2" X 6"
EXTERIOR GLAZED CURTAINWALL (SHEAR BLOCK)
1" INSULATED GLASS
QUANTITY: 1

| | |
|-------------|------------------------------|
| DATE | 10/29/18 |
| DESCRIPTION | 1ST REVISION 2ND REVISION |
| REV. | A B |

CAMPERDOWN APARTMENTS
GREENVILLE, SC 29602




| | |
|-------------|----------|
| DRAWN BY | DATE |
| CW | 09.24.18 |
| APPROVED BY | SHEET |
| PA | 09.24.18 |
| SCALE | FILE NO |
| AS NOTED | |

ERECTOR / G.C. NOTE:
PLEASE FIELD VERIFY ALL DIMENSIONS

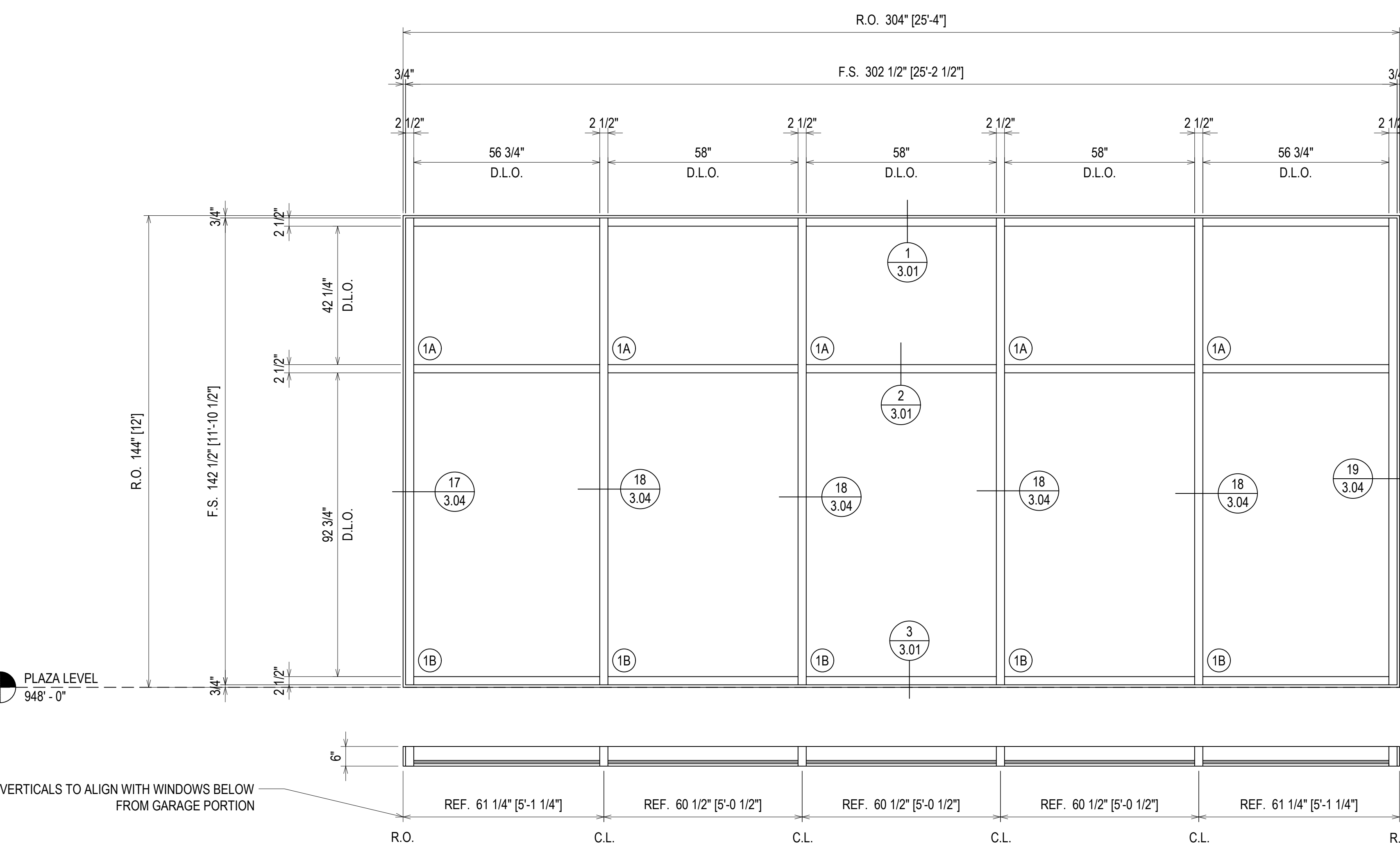
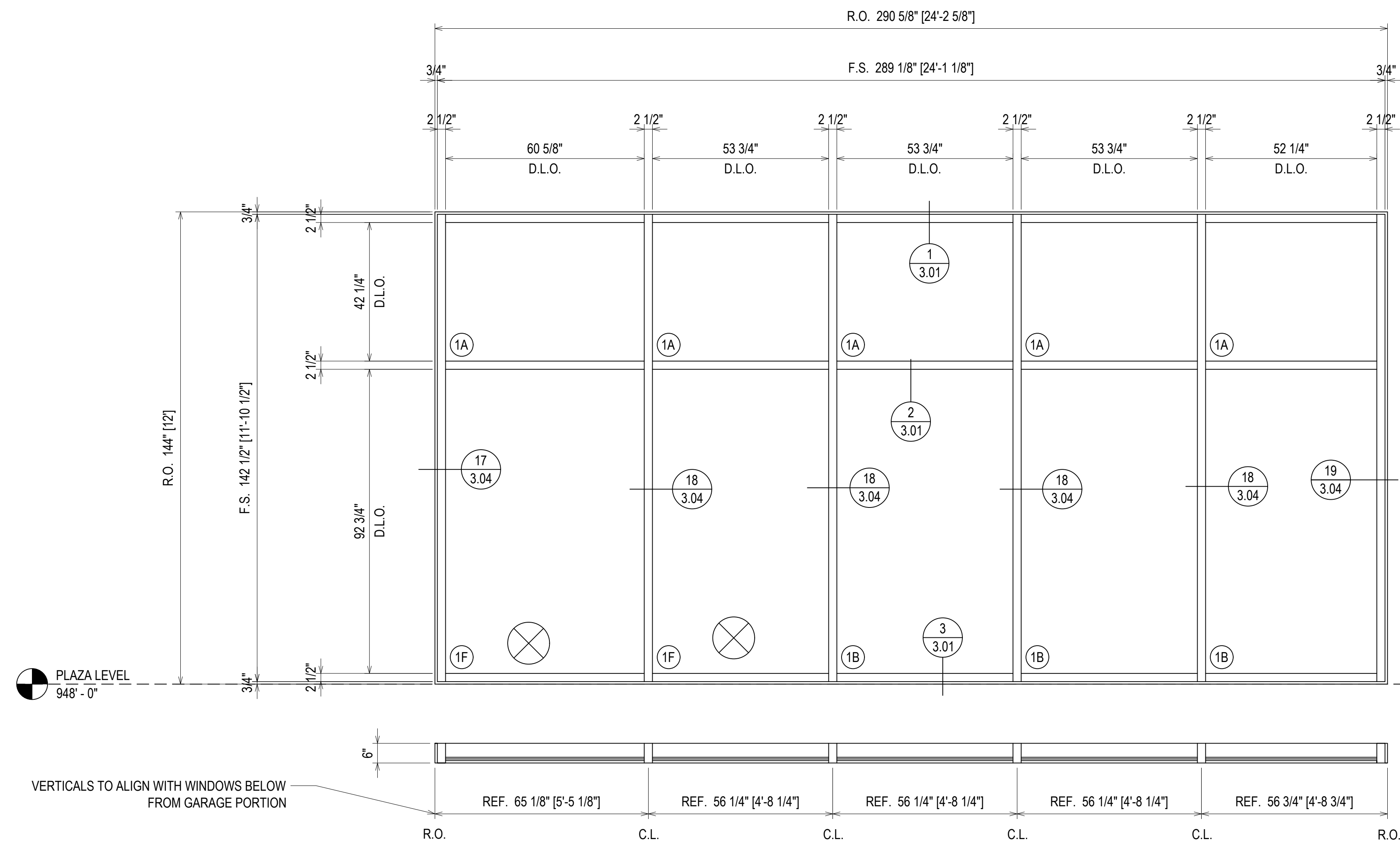
| | |
|-------------|------------------------------|
| DATE | 10/22/18 |
| DESCRIPTION | 1ST REVISION 2ND REVISION |
| REV. | A B |

CAMPERDOWN APARTMENTS
GREENVILLE, SC 29602

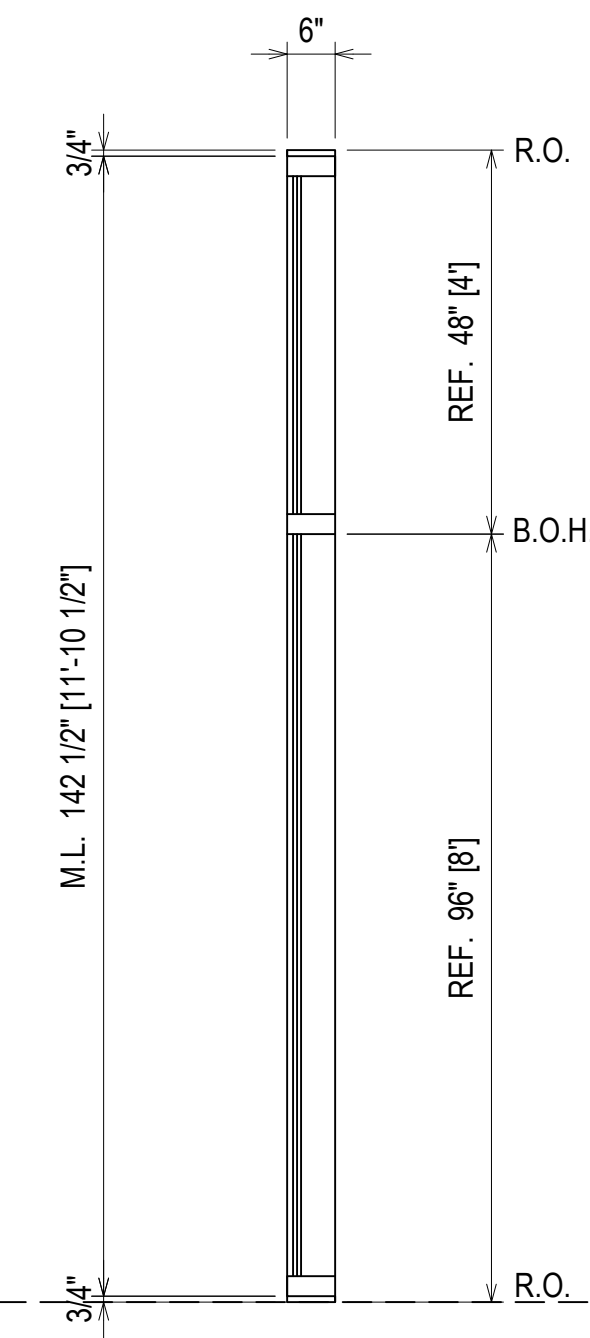
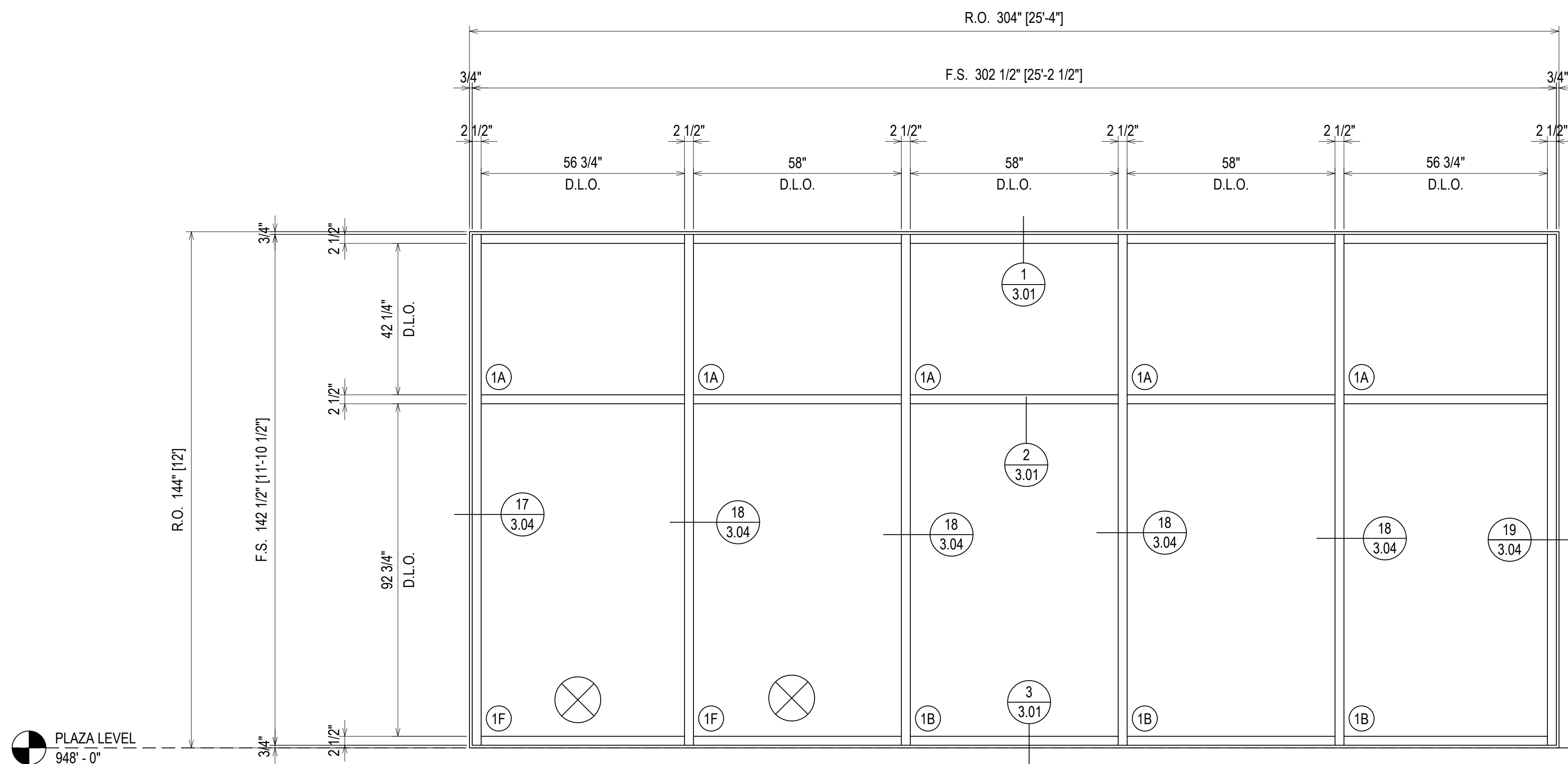


| | | | |
|-------------|----------|----------|----------|
| DRAWN BY | CW | DATE | 09.24.18 |
| APPROVED BY | PA | DATE | 09.24.18 |
| SCALE | AS NOTED | FILE NO. | |

2.05

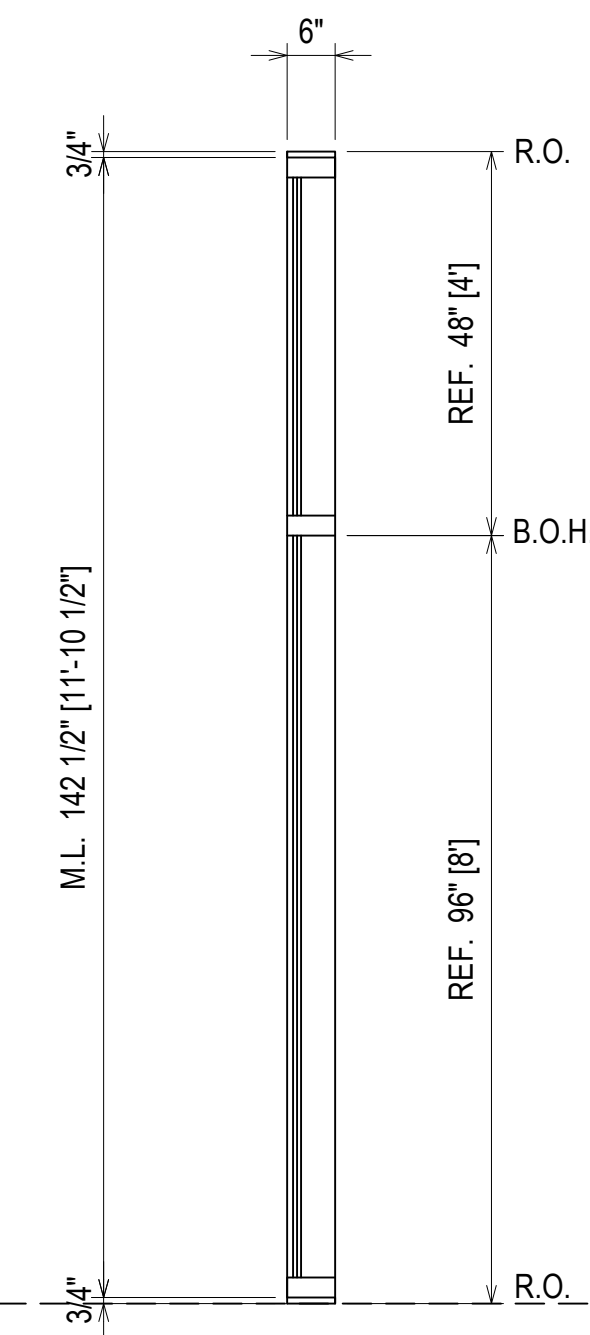
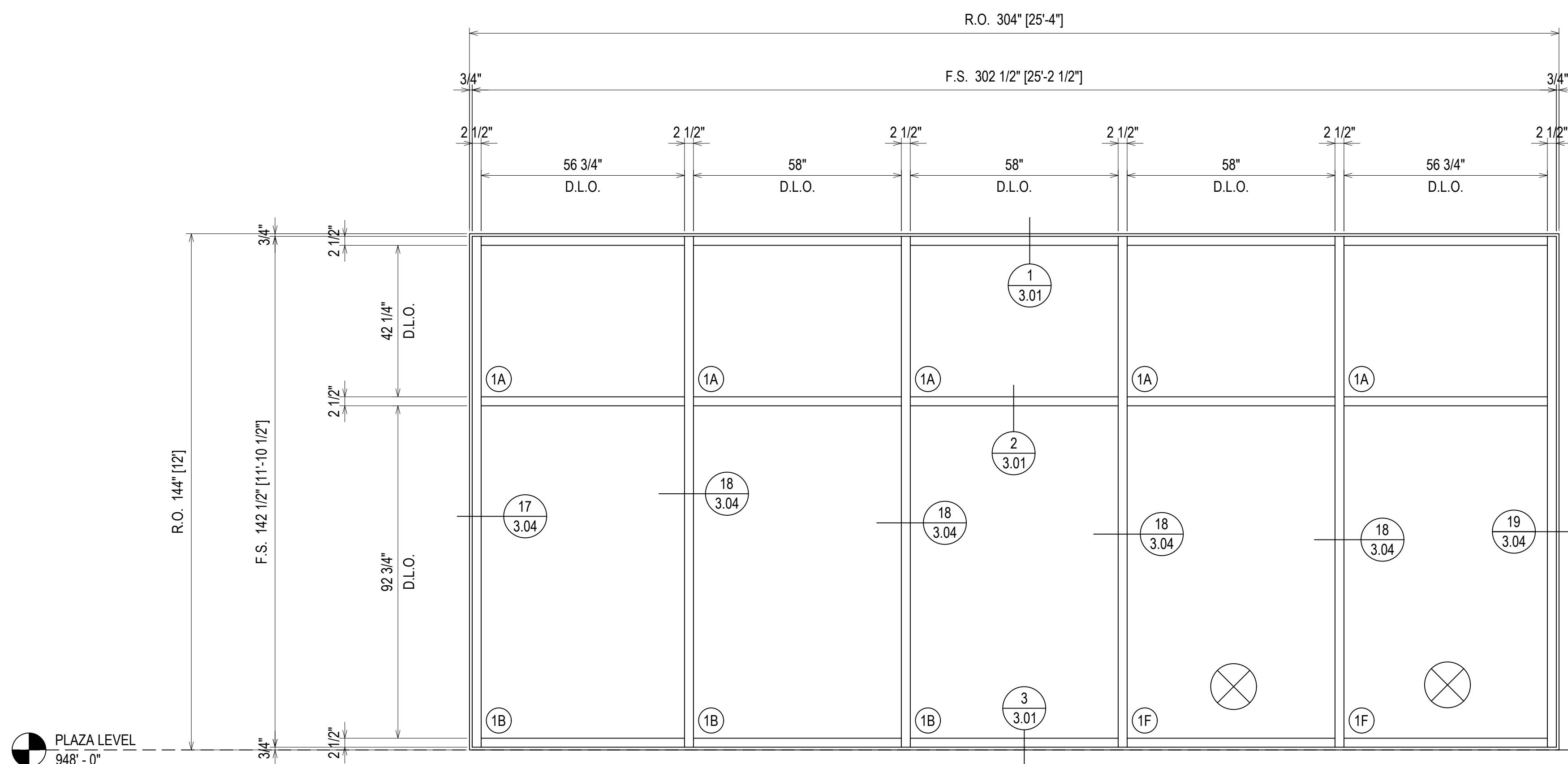
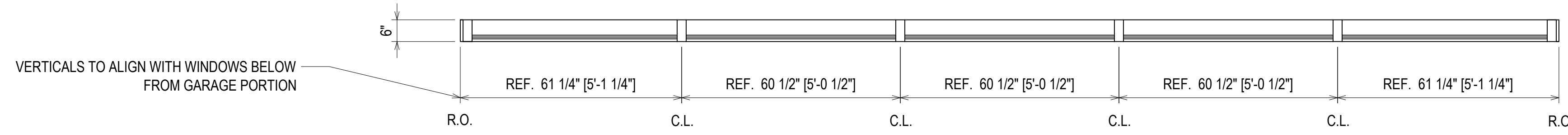


ERECTOR / G.C. NOTE:
PLEASE FIELD VERIFY ALL DIMENSIONS



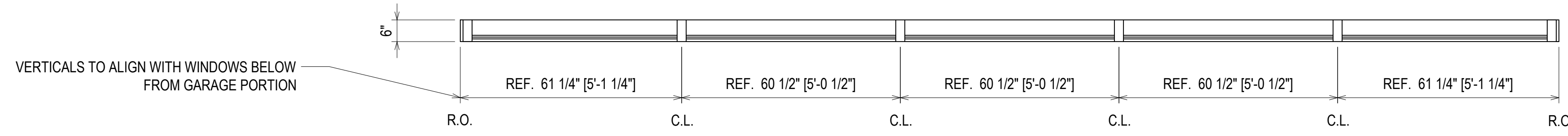
ELEVATION C109
 SCALE: 1/2" = 1'-0"
 KAWNEER 1600 WALL SYSTEM 1 2 1/2" X 6"
 EXTERIOR GLAZED CURTAINWALL (SHEAR BLOCK)
 1" INSULATED GLASS
 QUANTITY: 1

FINISH:
 "DOVE GRAY"



ELEVATION C110
 SCALE: 1/2" = 1'-0"
 KAWNEER 1600 WALL SYSTEM 1 2 1/2" X 6"
 EXTERIOR GLAZED CURTAINWALL (SHEAR BLOCK)
 1" INSULATED GLASS
 QUANTITY: 1

FINISH:
 "DOVE GRAY"



| REV. | DESCRIPTION | DATE |
|------|--------------|----------|
| A | 1ST REVISION | 10/23/18 |
| B | 2ND REVISION | 12/18/18 |

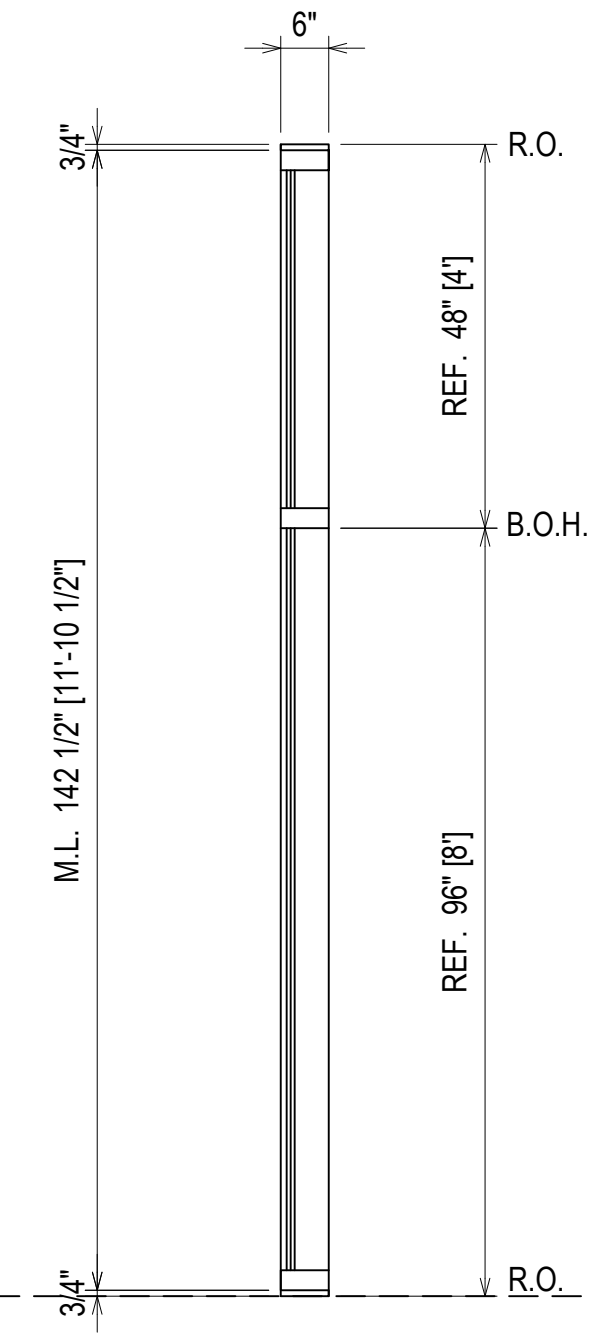
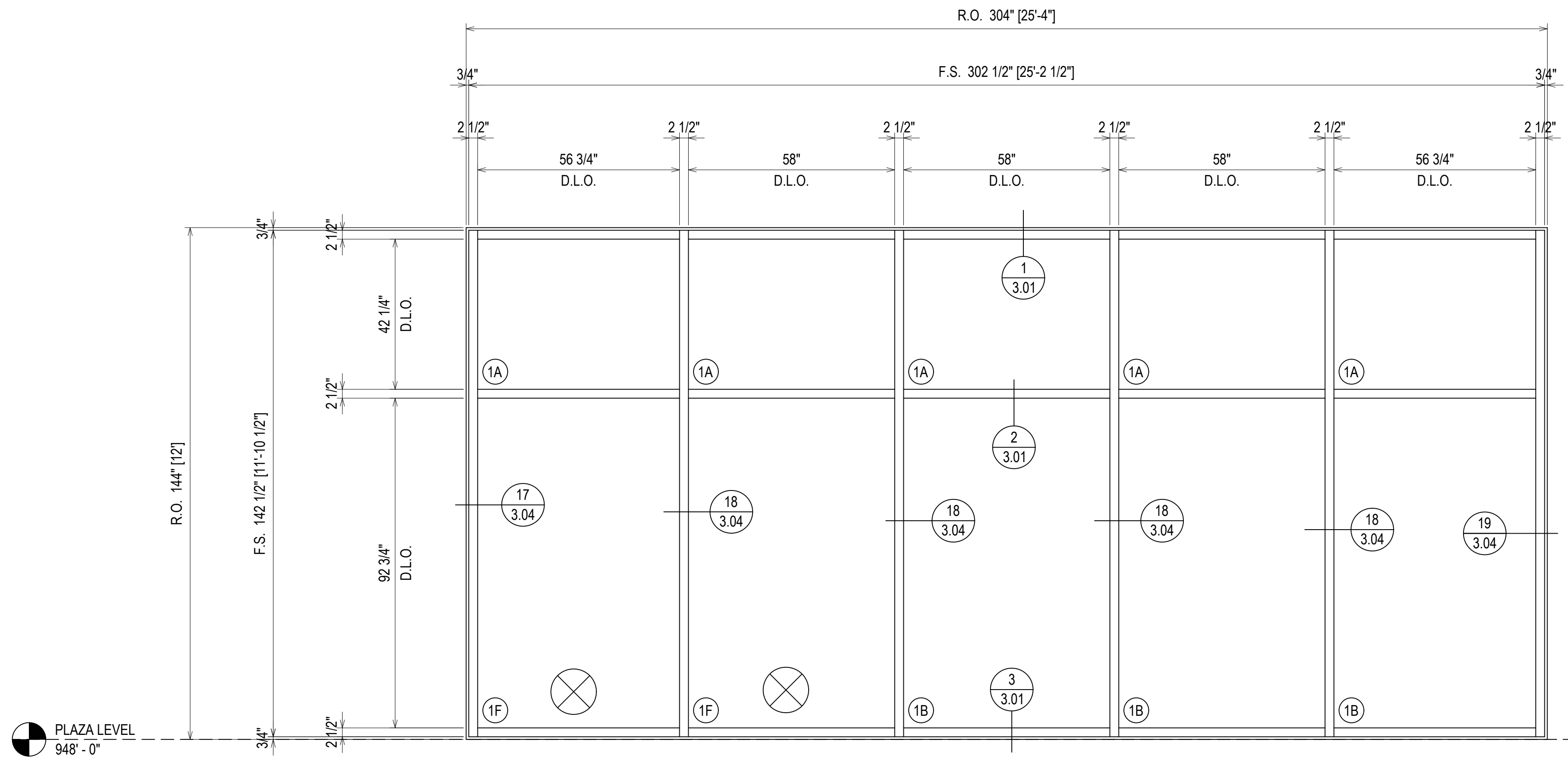
CAMPERDOWN APARTMENTS
 GREENVILLE, SC 29602



| DRAWN BY | DATE |
|-------------|----------|
| CW | 09.24.18 |
| APPROVED BY | DATE |
| PA | 09.24.18 |
| SCALE | FILE NO. |
| AS NOTED | |

ERECTOR / G.C. NOTE:
 PLEASE FIELD VERIFY ALL DIMENSIONS

2.06

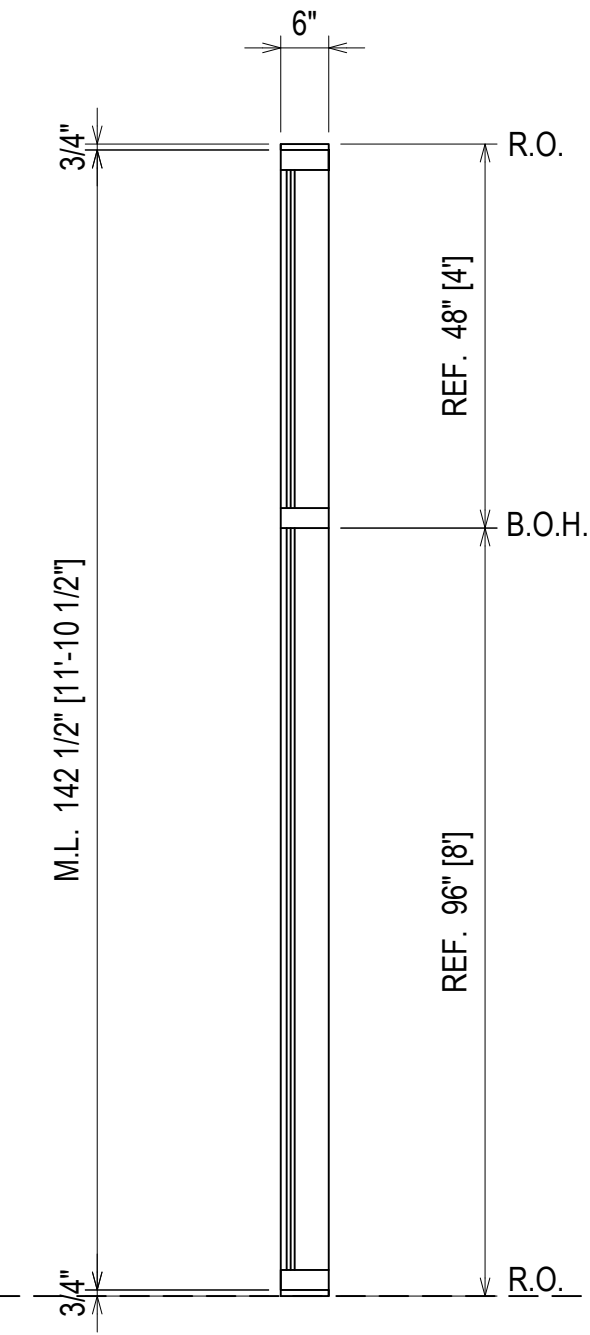
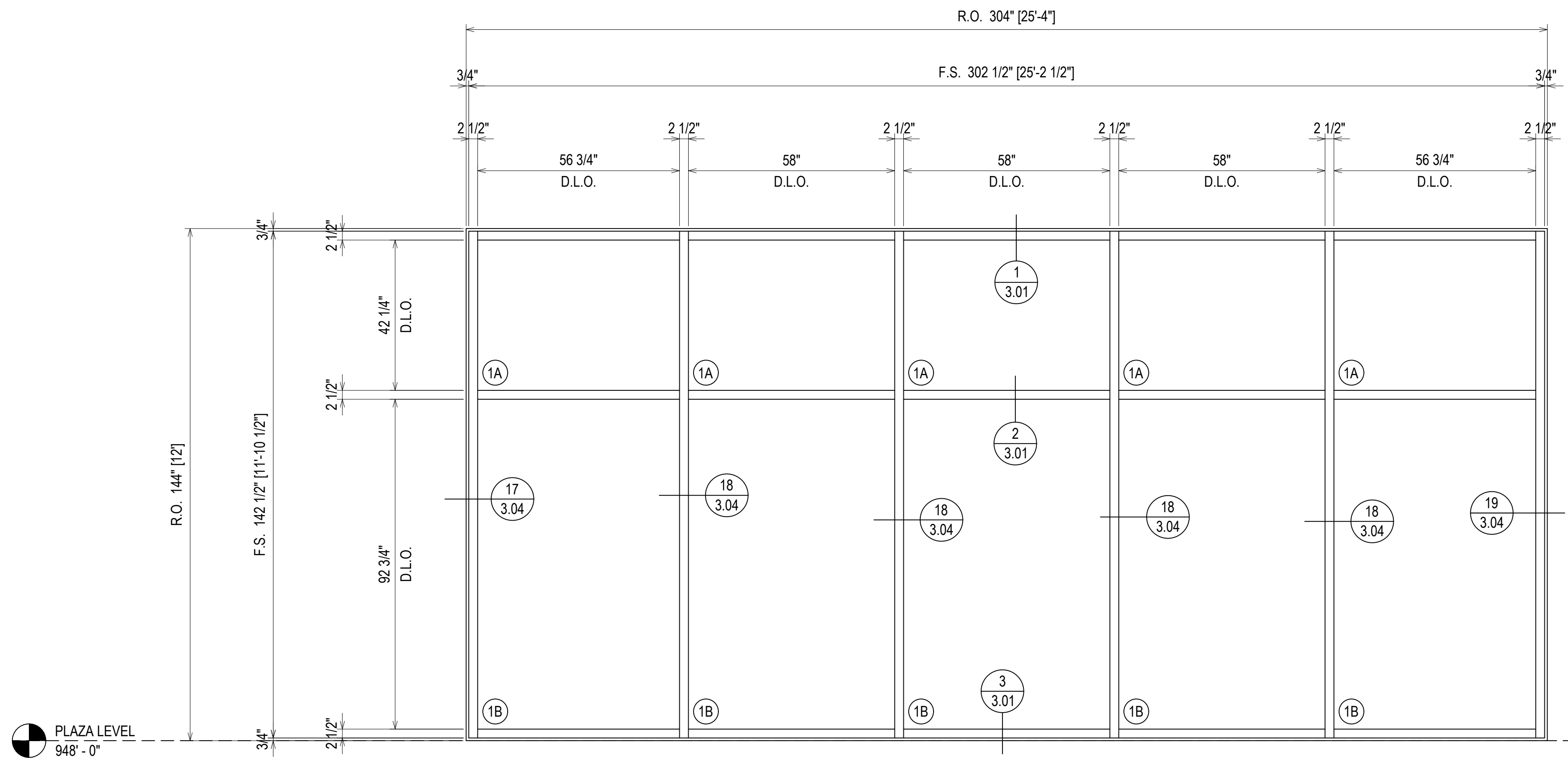
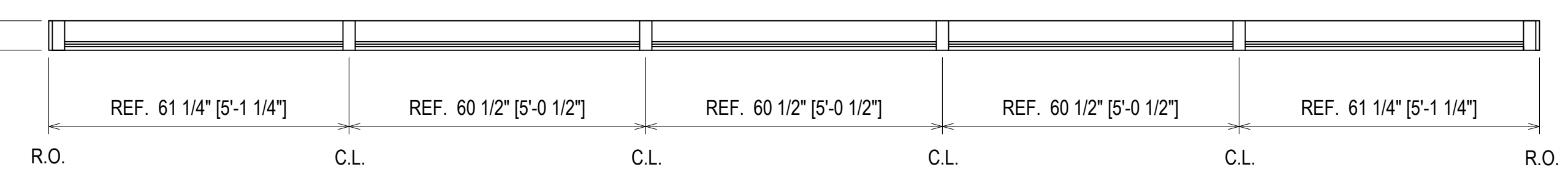


ELEVATION C111
 SCALE: 1/2" = 1'-0"
 KAWNEER 1600 WALL SYSTEM 1 2 1/2" X 6"
 EXTERIOR GLAZED CURTAINWALL (SHEAR BLOCK)
 1" INSULATED GLASS
 QUANTITY: 1

FINISH:
 "DOVE GRAY"



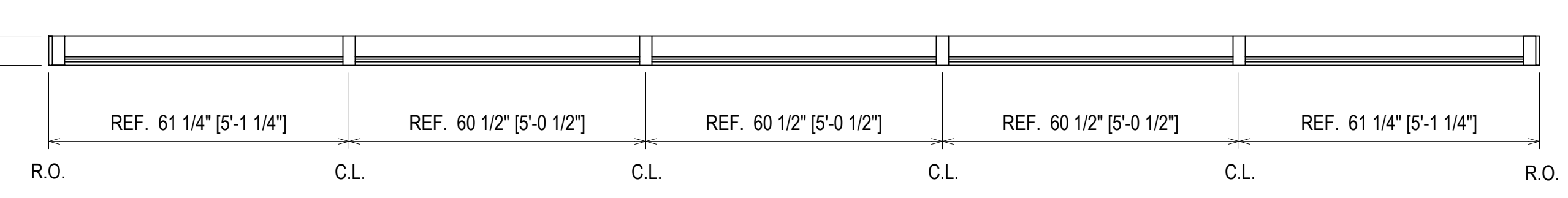
PLAZA LEVEL
 948' - 0"



ELEVATION C112
 SCALE: 1/2" = 1'-0"
 KAWNEER 1600 WALL SYSTEM 1 2 1/2" X 6"
 EXTERIOR GLAZED CURTAINWALL (SHEAR BLOCK)
 1" INSULATED GLASS
 QUANTITY: 1

FINISH:
 "DOVE GRAY"


PLAZA LEVEL
 948' - 0"



ERECTOR / G.C. NOTE:
 PLEASE FIELD VERIFY ALL DIMENSIONS

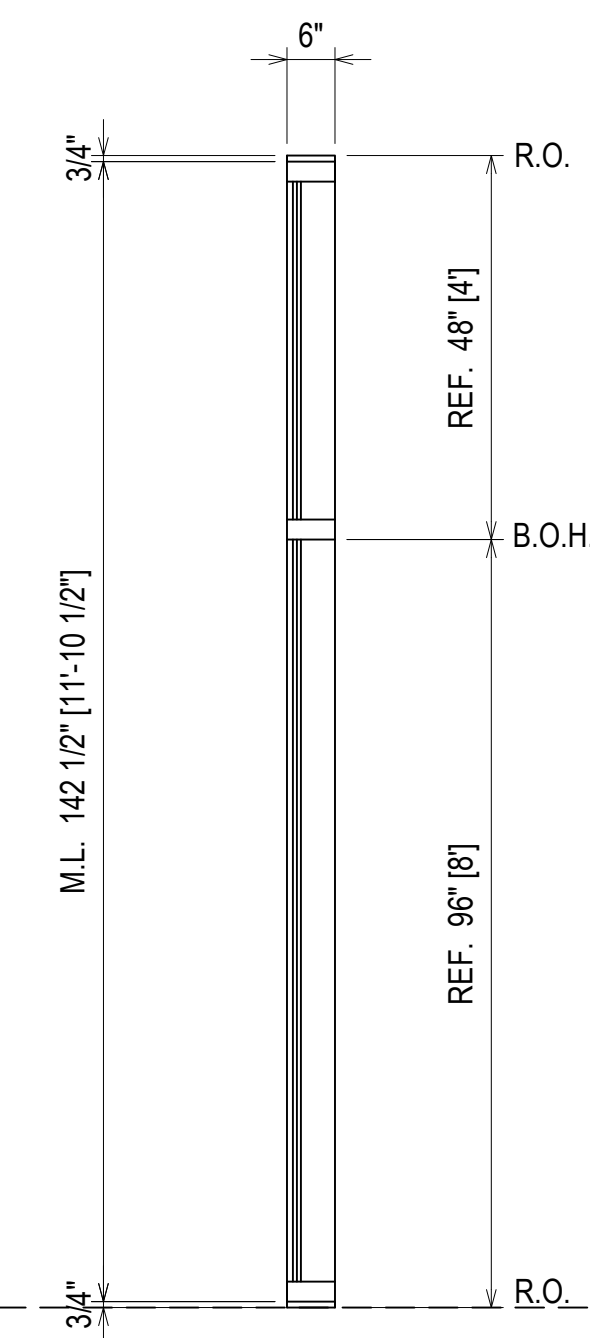
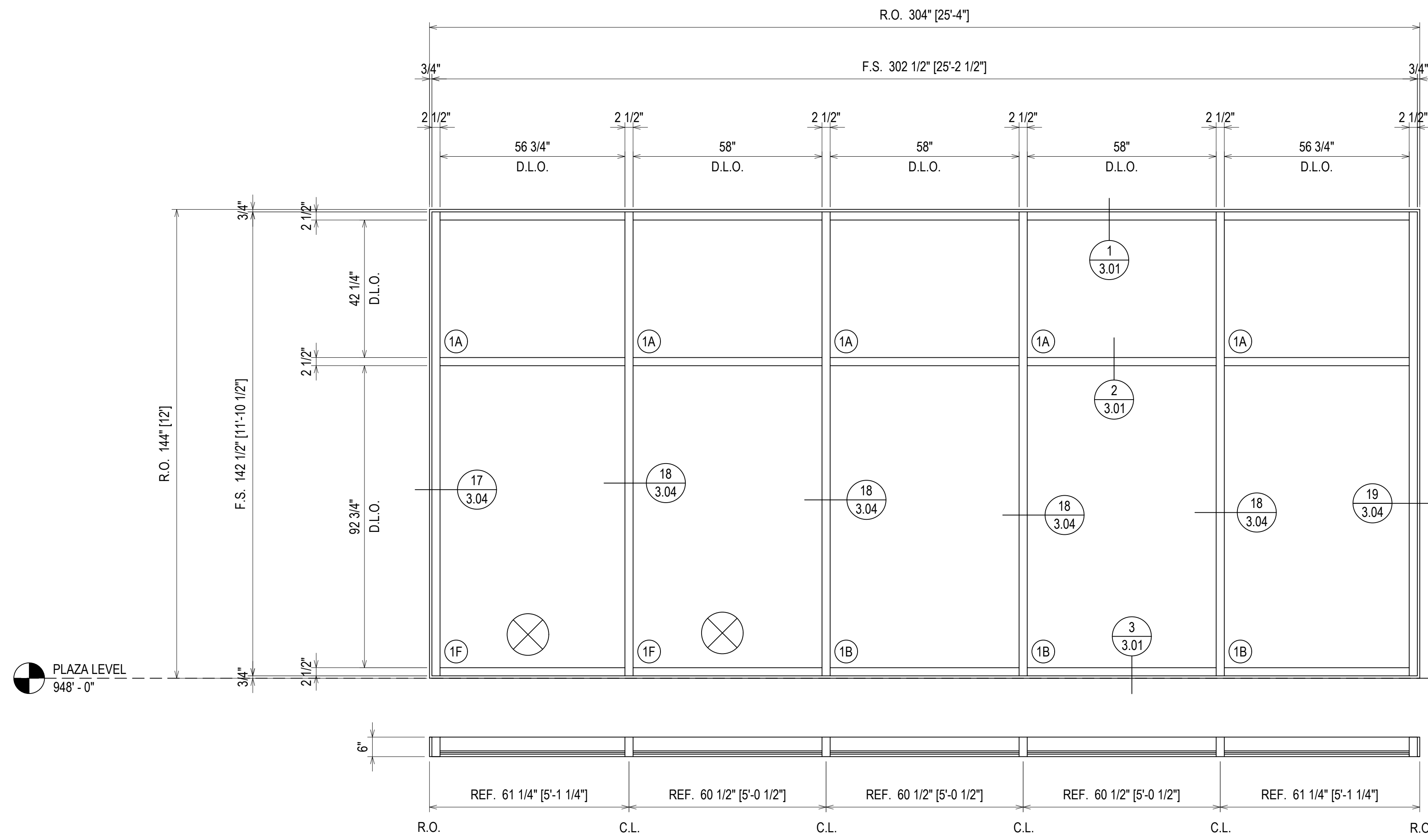
| REV. | DESCRIPTION | DATE |
|------|--------------|----------|
| A | 1ST REVISION | 10/29/18 |
| B | 2ND REVISION | 12/18/18 |

CAMPERDOWN APARTMENTS
 GREENVILLE, SC 29602

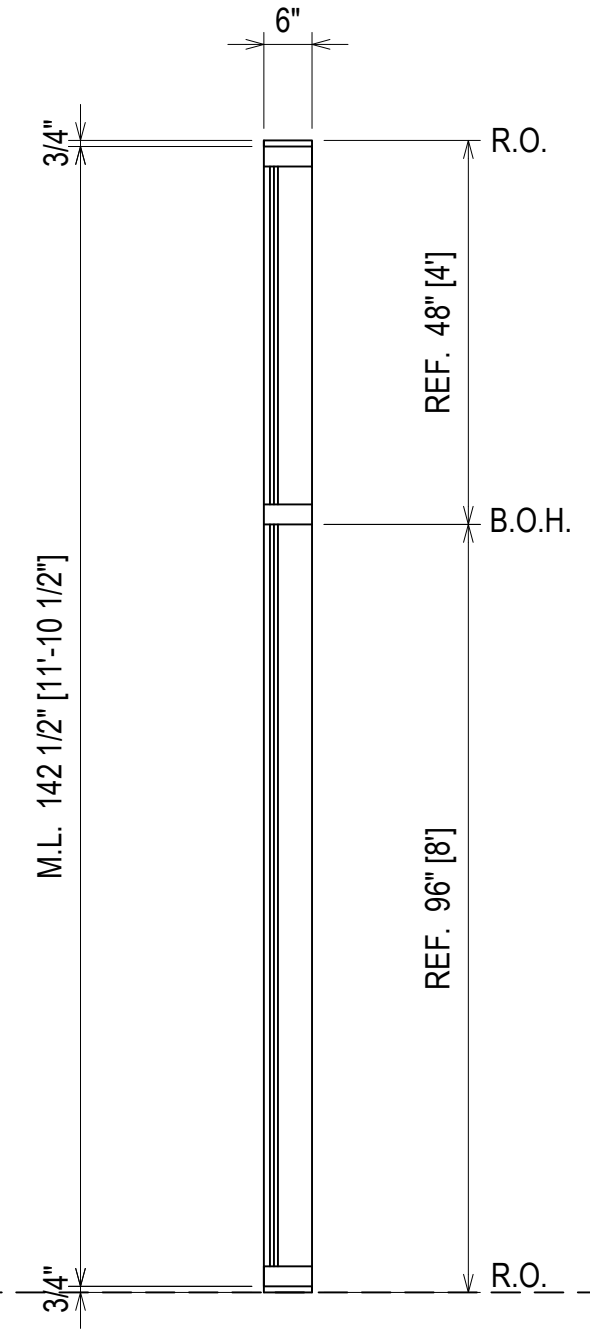
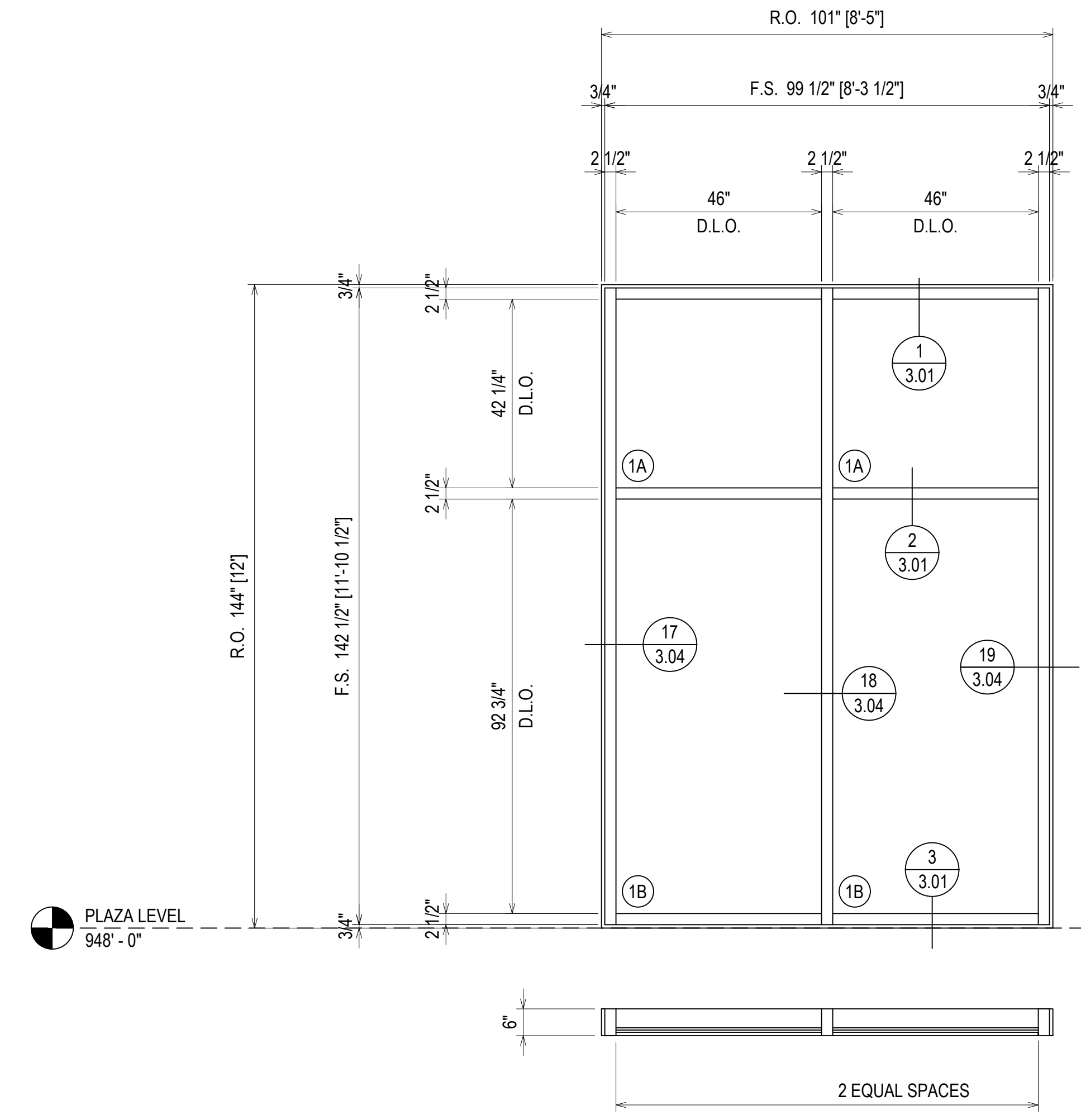


| DRAWN BY | DATE |
|-------------|----------|
| CW | 09.24.18 |
| APPROVED BY | DATE |
| PA | 09.24.18 |
| SCALE | FILE NO. |
| AS NOTED | |

2.07



ELEVATION C113
 SCALE: 1/2" = 1'-0"
 KAWNEER 1600 WALL SYSTEM 1 2 1/2" X 6"
 EXTERIOR GLAZED CURTAINWALL (SHEAR BLOCK)
 1" INSULATED GLASS
 QUANTITY: 1



ELEVATION C114
 SCALE: 1/2" = 1'-0"
 KAWNEER 1600 WALL SYSTEM 1 2 1/2" X 6"
 EXTERIOR GLAZED CURTAINWALL (SHEAR BLOCK)
 1" INSULATED GLASS
 QUANTITY: 1

⊗ = FIREMAN LOGO GLASS

| | |
|-------------|------------------------------|
| DATE | 10/29/18 |
| DESCRIPTION | 1ST REVISION 2ND REVISION |
| REV. | A B |

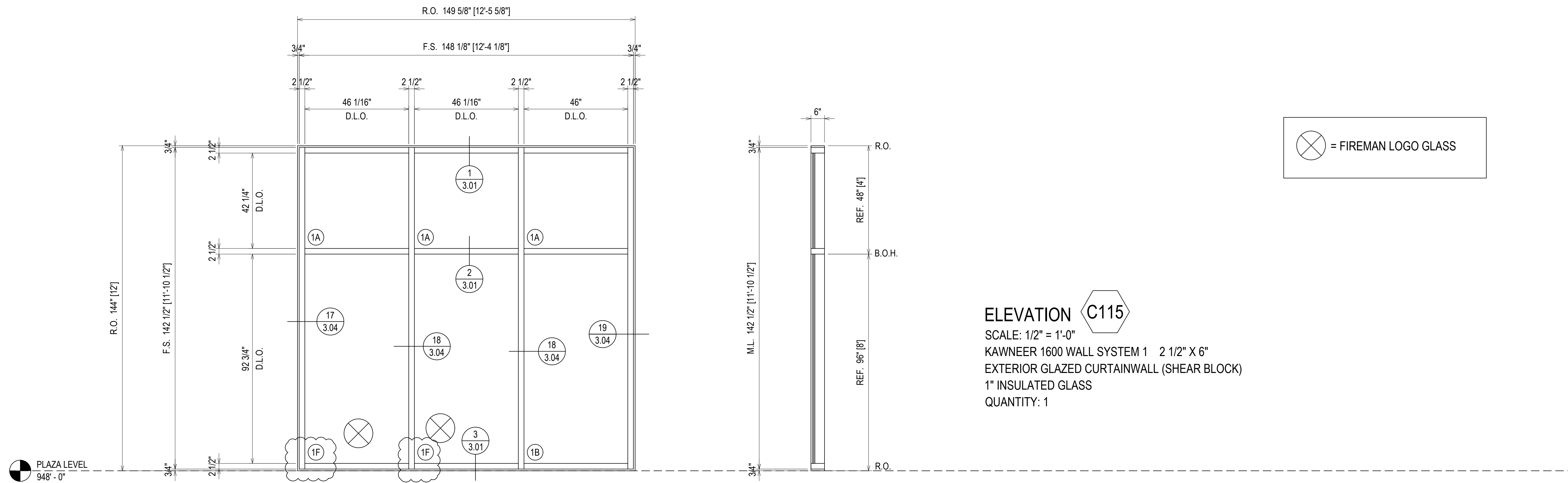
CAMPERDOWN APARTMENTS
 GREENVILLE, SC 29602



| | |
|-------------|----------|
| DRAWN BY | DATE |
| CW | 09.24.18 |
| APPROVED BY | SHEET |
| PA | 09.24.18 |
| SCALE | FILE NO |
| AS NOTED | |

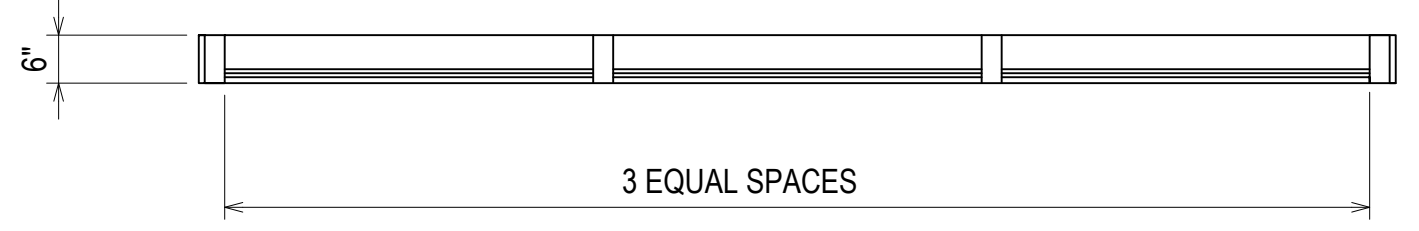
ERECTOR / G.C. NOTE:
 PLEASE FIELD VERIFY ALL DIMENSIONS

2.08



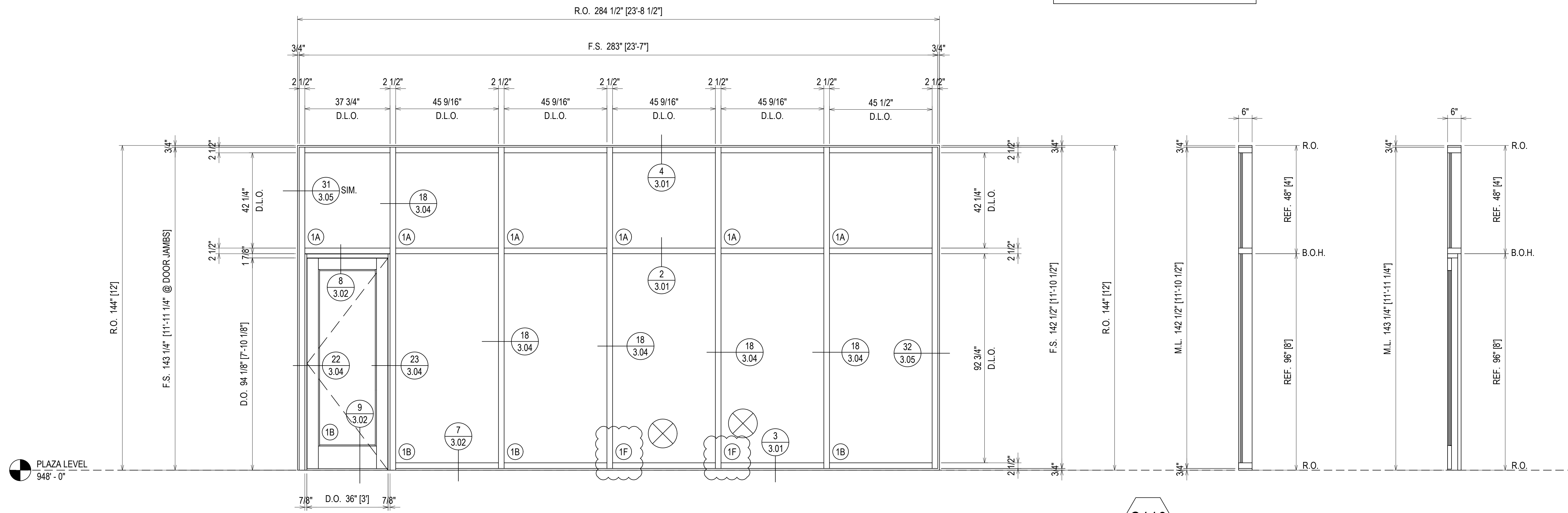
⊗ = FIREMAN LOGO GLASS

ELEVATION C115
 SCALE: 1/2" = 1'-0"
 KAWNEER 1600 WALL SYSTEM 1 2 1/2" X 6"
 EXTERIOR GLAZED CURTAINWALL (SHEAR BLOCK)
 1" INSULATED GLASS
 QUANTITY: 1

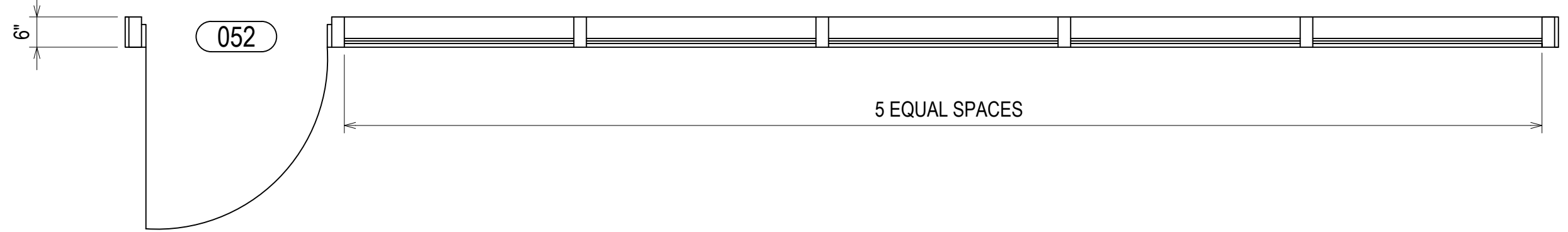


FINISH:
"DOVE GRAY"

⊗ = FIREMAN LOGO GLASS



FINISH:
BLACK ANODIZED




ELEVATION C116
 SCALE: 1/2" = 1'-0"
 KAWNEER 1600 WALL SYSTEM 1 2 1/2" X 6"
 EXTERIOR GLAZED CURTAINWALL (SHEAR BLOCK)
 1" INSULATED GLASS
 QUANTITY: 1

ERECTOR / G.C. NOTE:
 PLEASE FIELD VERIFY ALL DIMENSIONS

| | |
|-------------|------------------------------|
| DATE | 10/24/18 |
| DESCRIPTION | 1ST REVISION 2ND REVISION |
| REV. | A B |

CAMPERDOWN APARTMENTS
 GREENVILLE, SC 29602

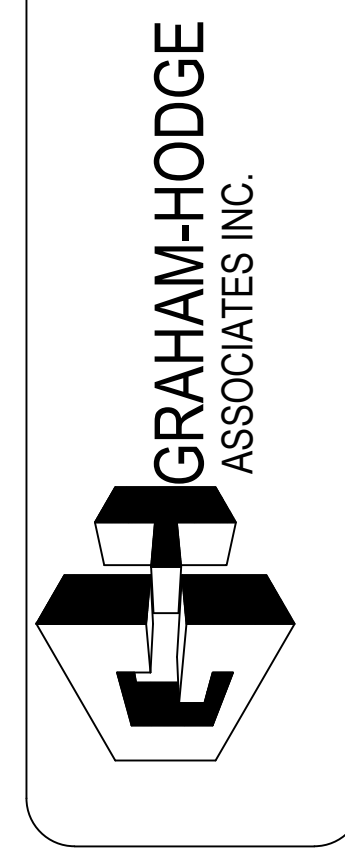


| | |
|-------------|----------|
| DRAWN BY | DATE |
| CW | 09.24.18 |
| APPROVED BY | SHEET |
| PA | 09.24.18 |
| SCALE | FILE NO. |
| AS NOTED | |

2.09

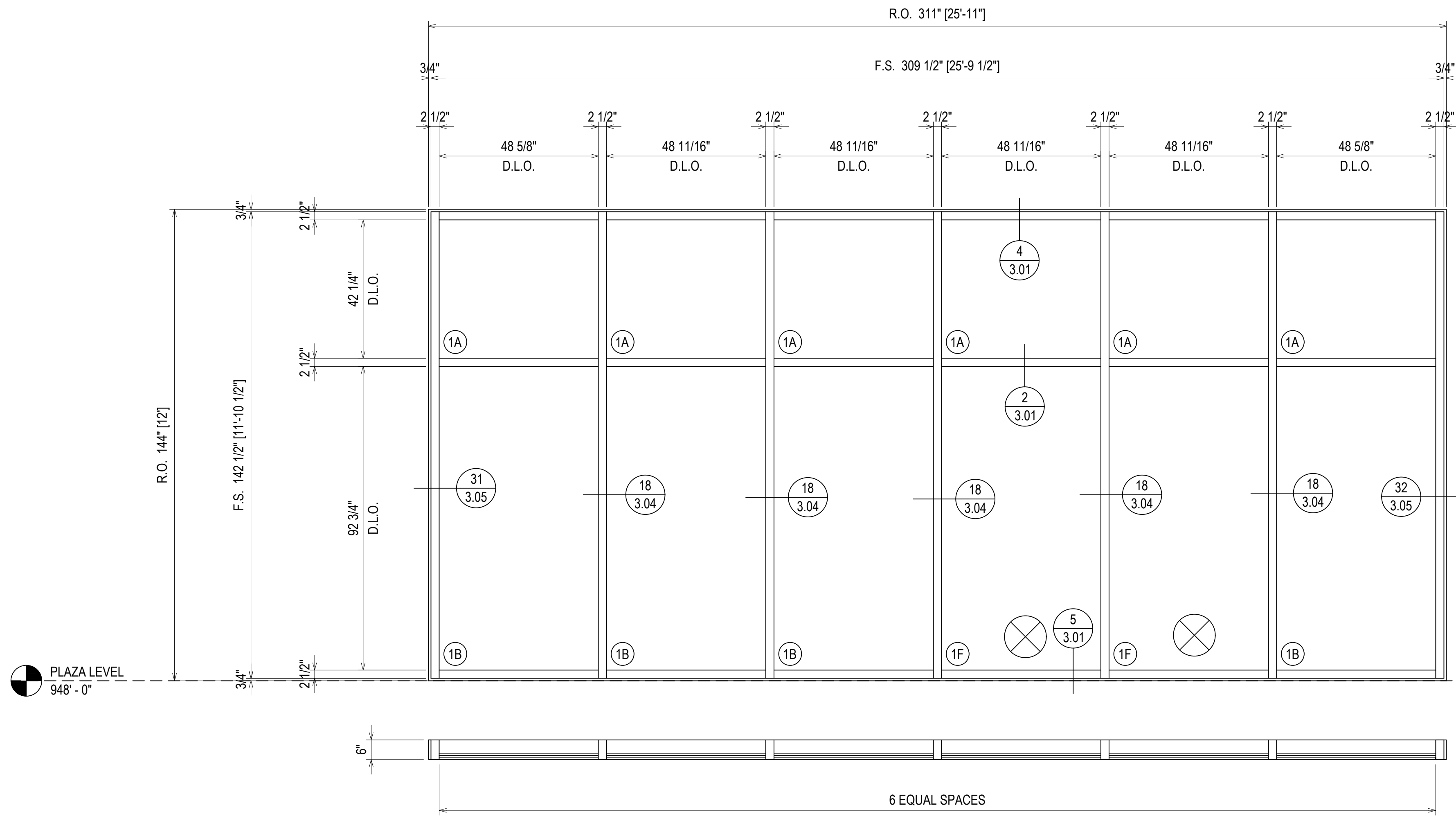
| | |
|-------------|------------------------------|
| DATE | 10/29/18 |
| DESCRIPTION | 1ST REVISION 2ND REVISION |
| REV. | A B |

CAMPERDOWN APARTMENTS
GREENVILLE, SC 29602



| | |
|-------------|----------|
| DRAWN BY | DATE |
| CW | 09.24.18 |
| APPROVED BY | DATE |
| PA | 09.24.18 |
| SCALE | AS NOTED |
| FILE NO | |

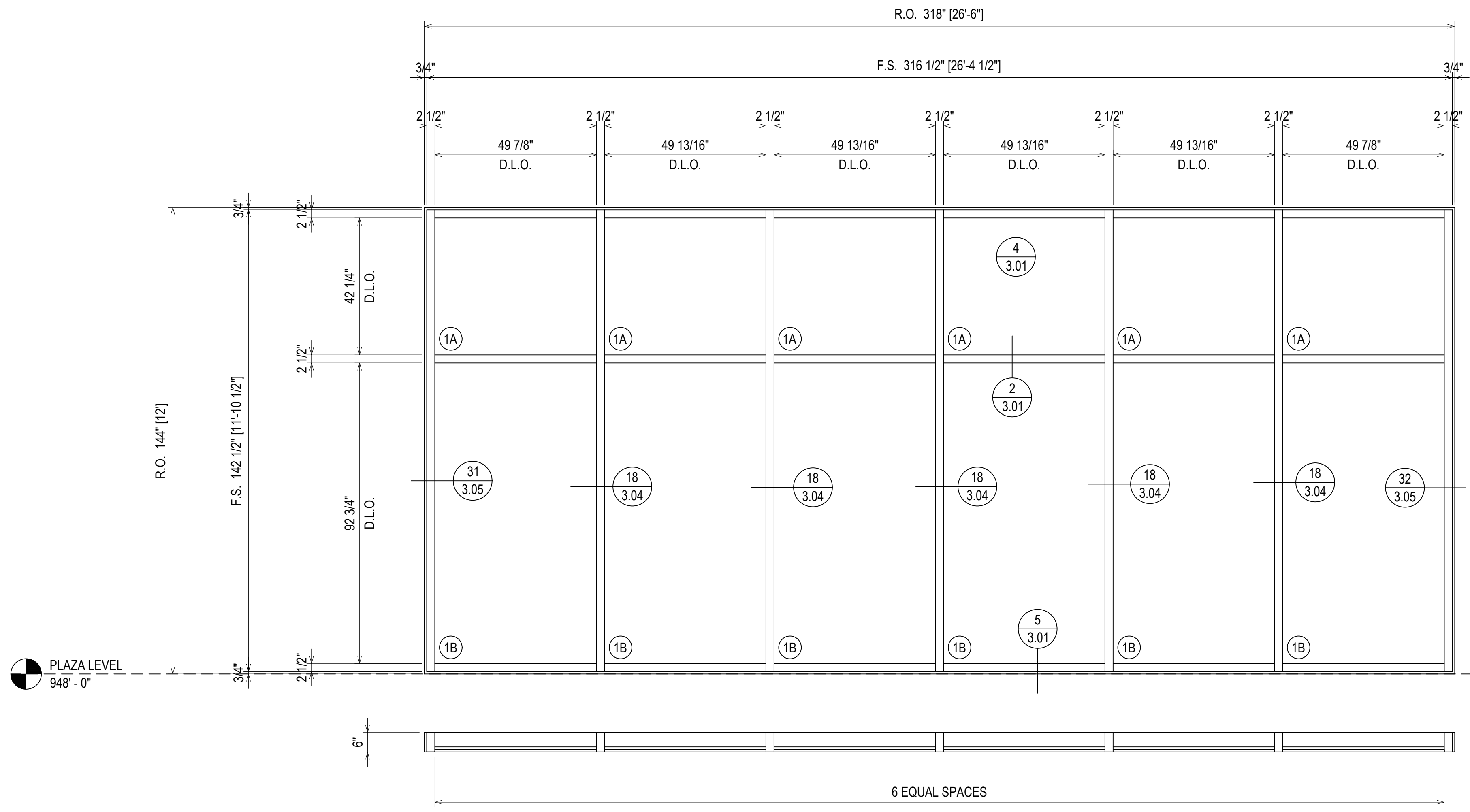
2.10



PLAZA LEVEL
948'-0"

FINISH:
BLACK ANODIZED

ELEVATION C117
SCALE: 1/2" = 1'-0"
KAWNEER 1600 WALL SYSTEM 1 2 1/2" X 6"
EXTERIOR GLAZED CURTAINWALL (SHEAR BLOCK)
1" INSULATED GLASS
QUANTITY: 1



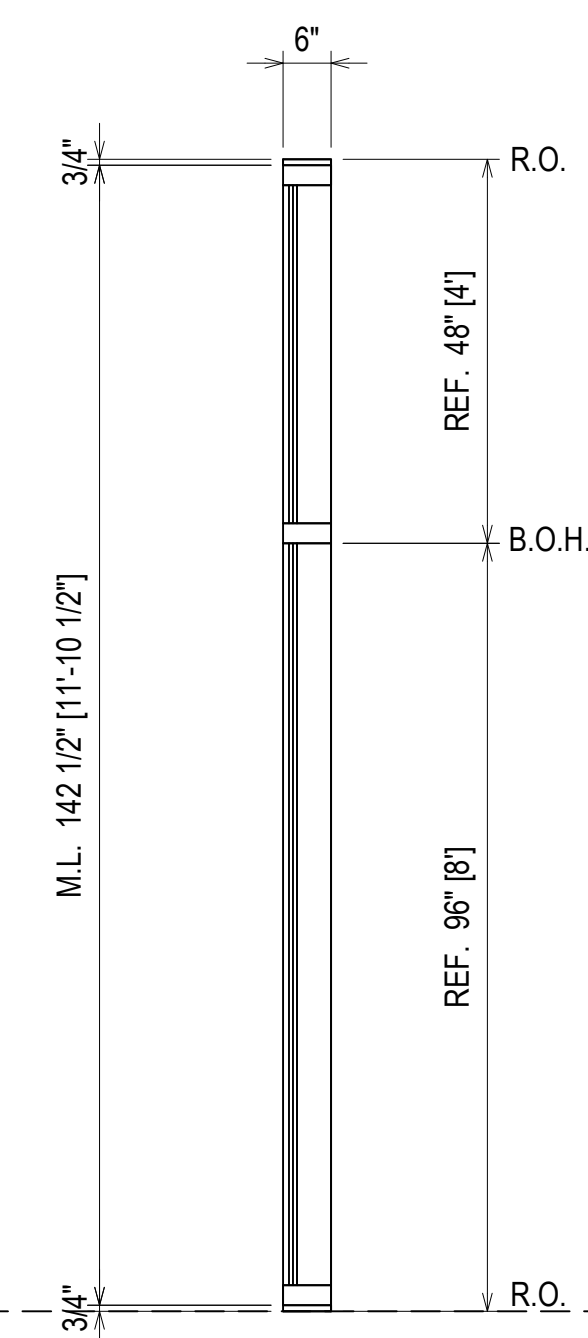
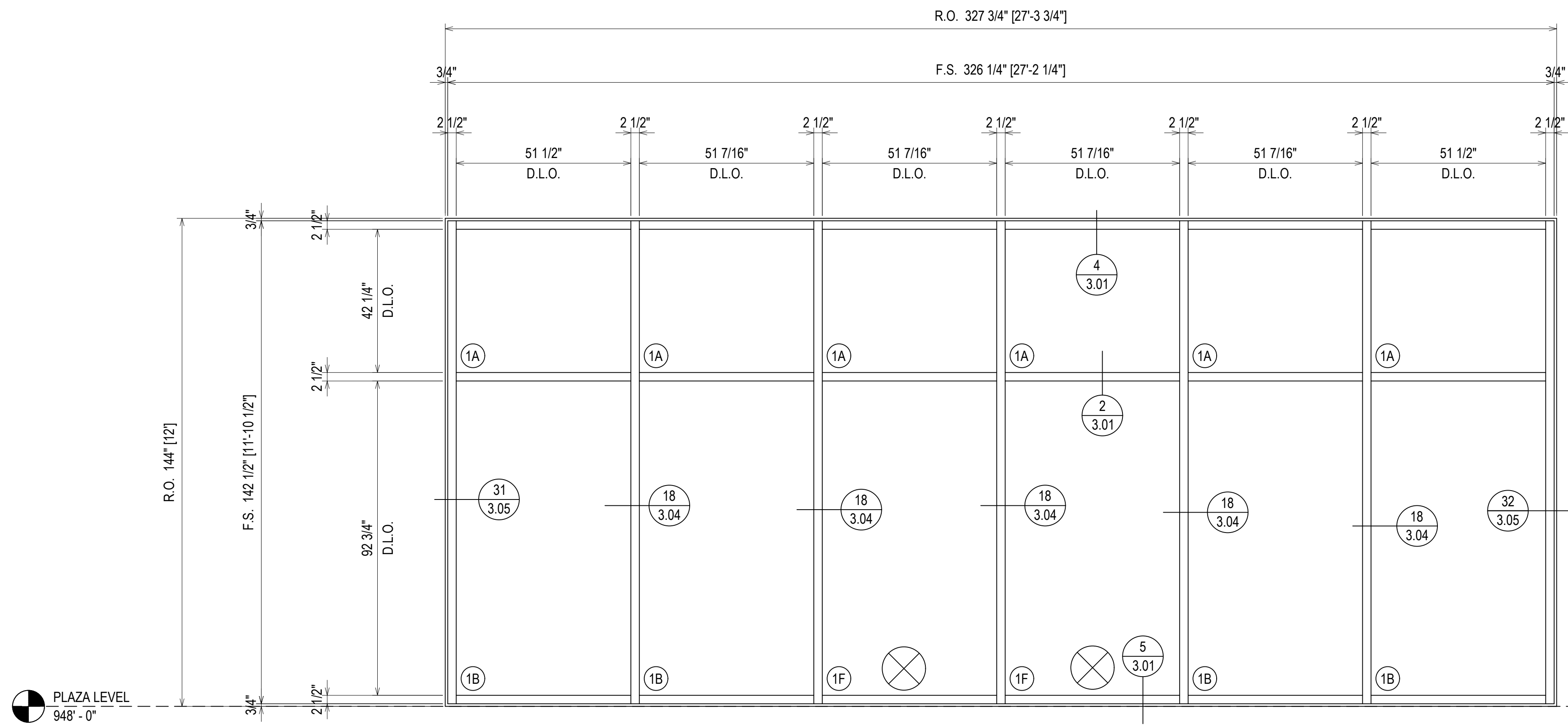
PLAZA LEVEL
948'-0"

FINISH:
BLACK ANODIZED

⊗ = FIREMAN LOGO GLASS

ELEVATION C118
SCALE: 1/2" = 1'-0"
KAWNEER 1600 WALL SYSTEM 1 2 1/2" X 6"
EXTERIOR GLAZED CURTAINWALL (SHEAR BLOCK)
1" INSULATED GLASS
QUANTITY: 1

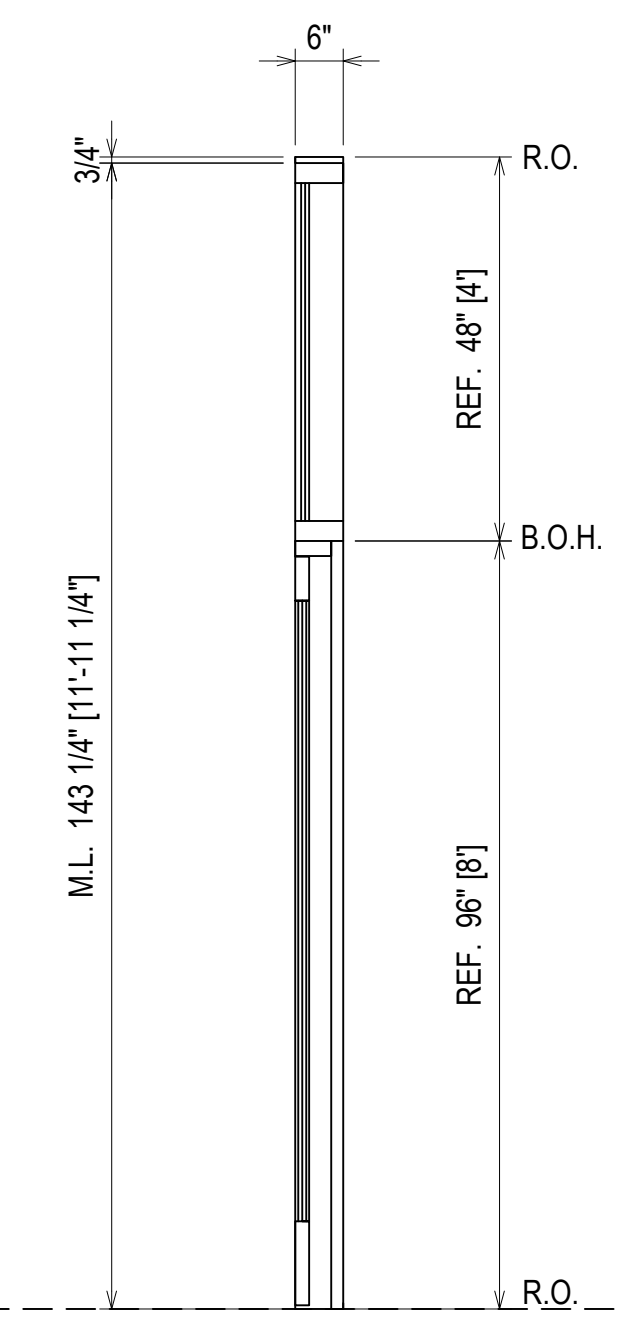
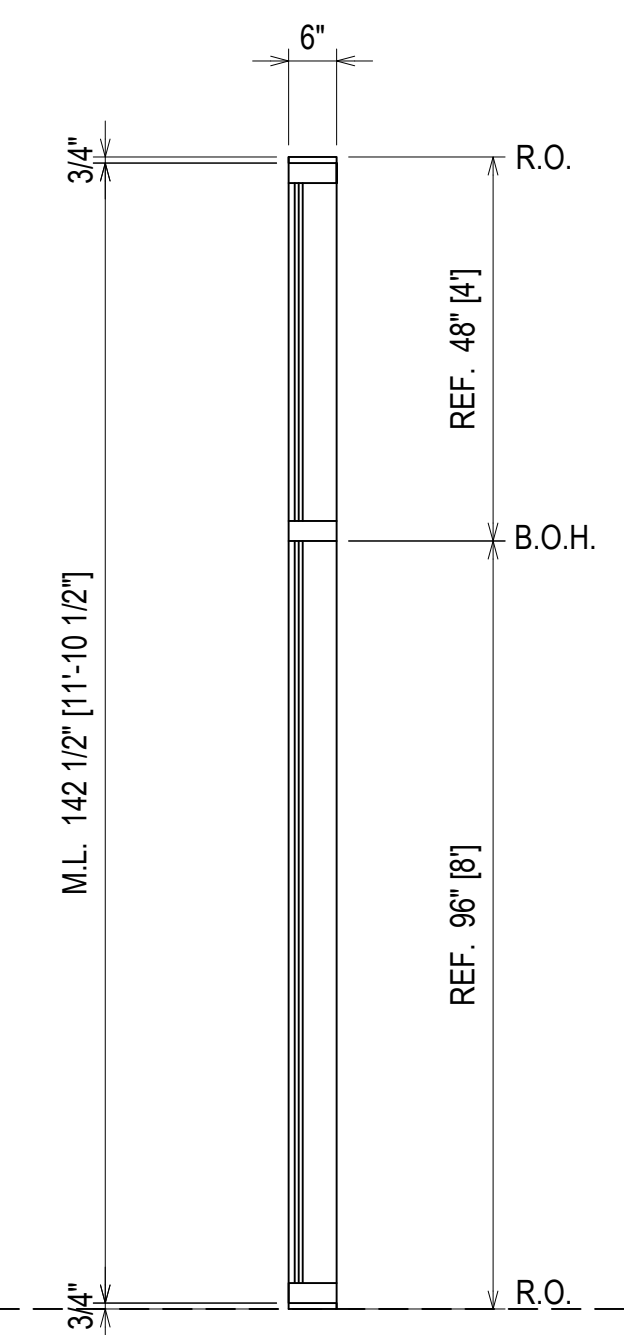
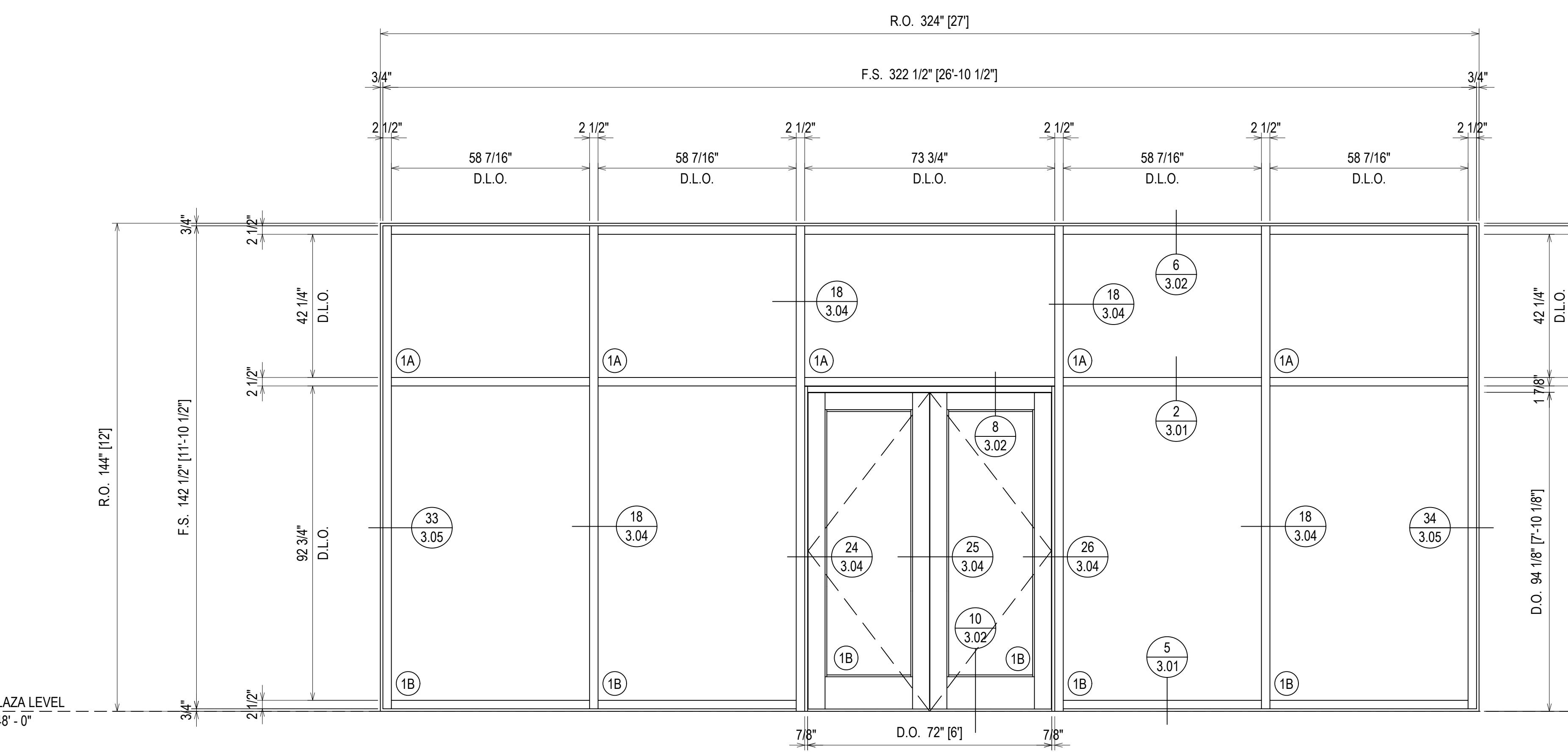
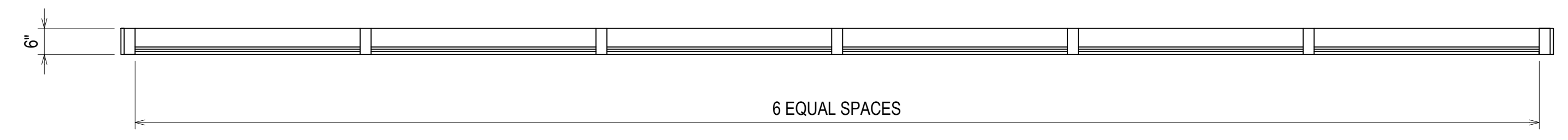
ERECTOR / G.C. NOTE:
PLEASE FIELD VERIFY ALL DIMENSIONS



ELEVATION C119
 SCALE: 1/2" = 1'-0"
 KAWNEER 1600 WALL SYSTEM 1 2 1/2" X 6"
 EXTERIOR GLAZED CURTAINWALL (SHEAR BLOCK)
 1" INSULATED GLASS
 QUANTITY: 1

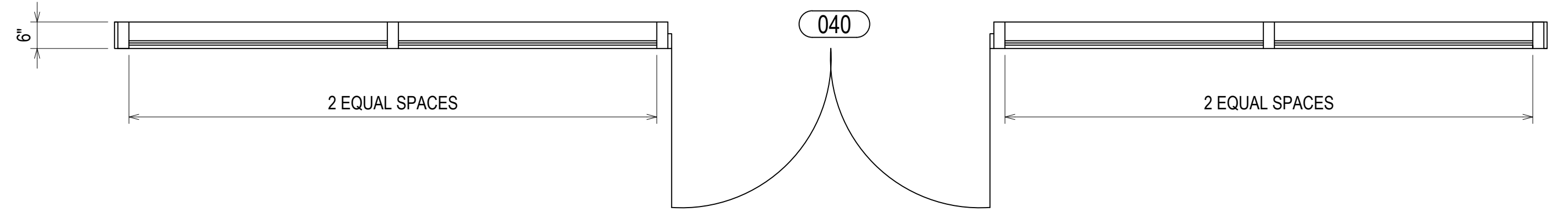
FINISH:
 BLACK ANODIZED

⊗ = FIREMAN LOGO GLASS



ELEVATION C120
 SCALE: 1/2" = 1'-0"
 KAWNEER 1600 WALL SYSTEM 1 2 1/2" X 6"
 EXTERIOR GLAZED CURTAINWALL (SHEAR BLOCK)
 1" INSULATED GLASS
 QUANTITY: 1

FINISH:
 CLEAR ANODIZED



ERECTOR / G.C. NOTE:
 PLEASE FIELD VERIFY ALL DIMENSIONS

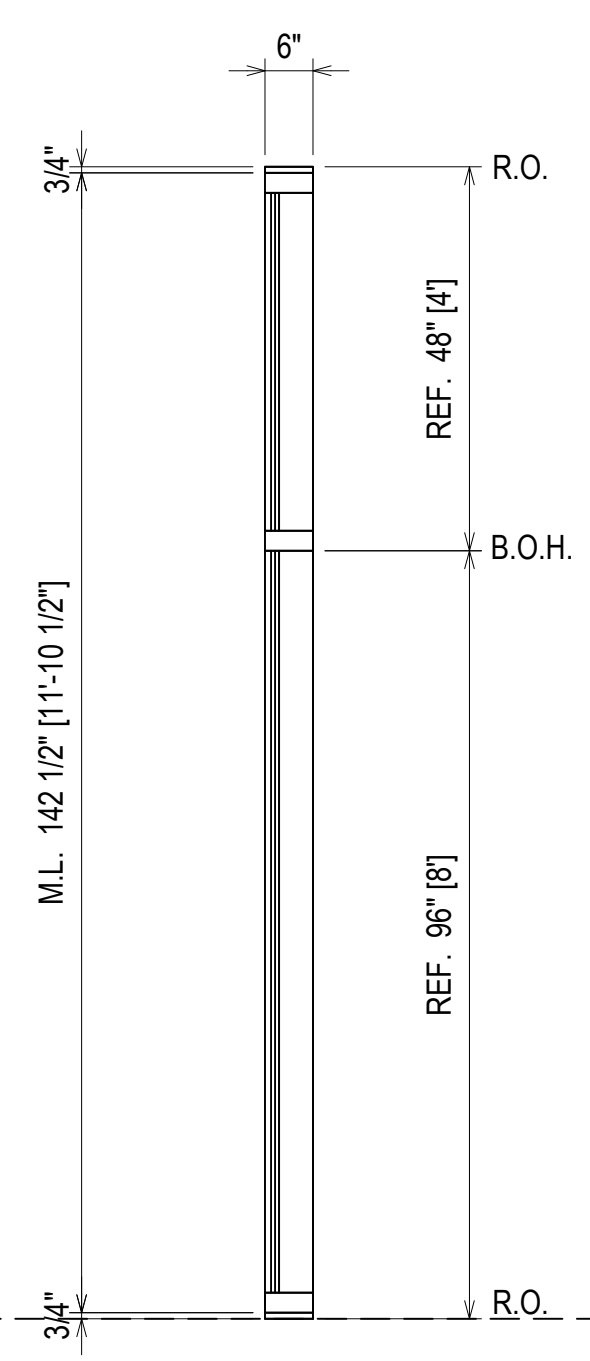
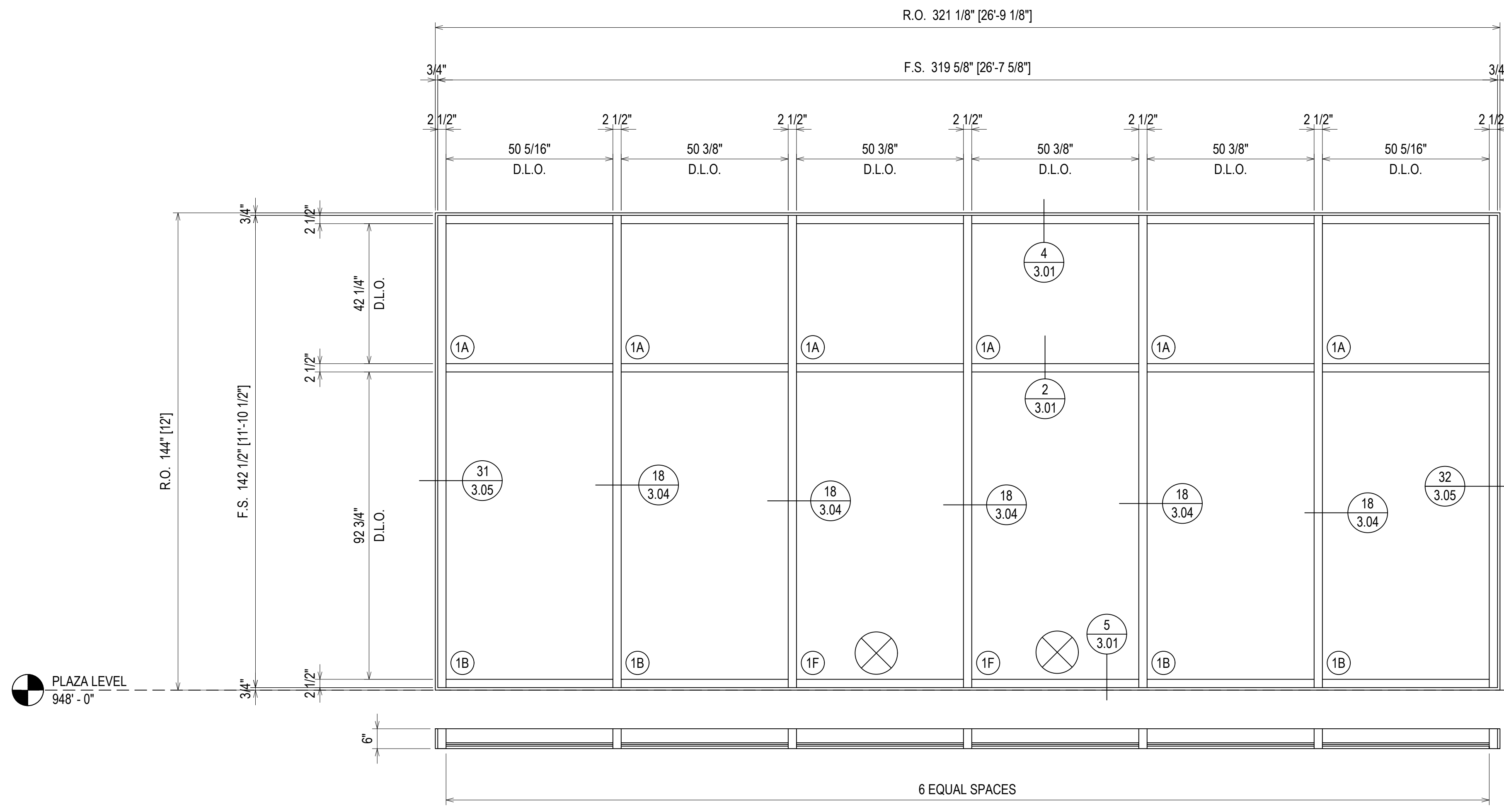
| | |
|-------------|------------------------------|
| DATE | 10/24/18 |
| DESCRIPTION | 1ST REVISION 2ND REVISION |
| REV. | A B |

CAMPERDOWN APARTMENTS
 GREENVILLE, SC 29602

GRAHAM-HODGE
 ASSOCIATES INC.

| | |
|-------------|----------|
| DRAWN BY | DATE |
| CW | 09.24.18 |
| APPROVED BY | SHEET |
| PA | 09.24.18 |
| SCALE | FILE NO. |
| AS NOTED | |

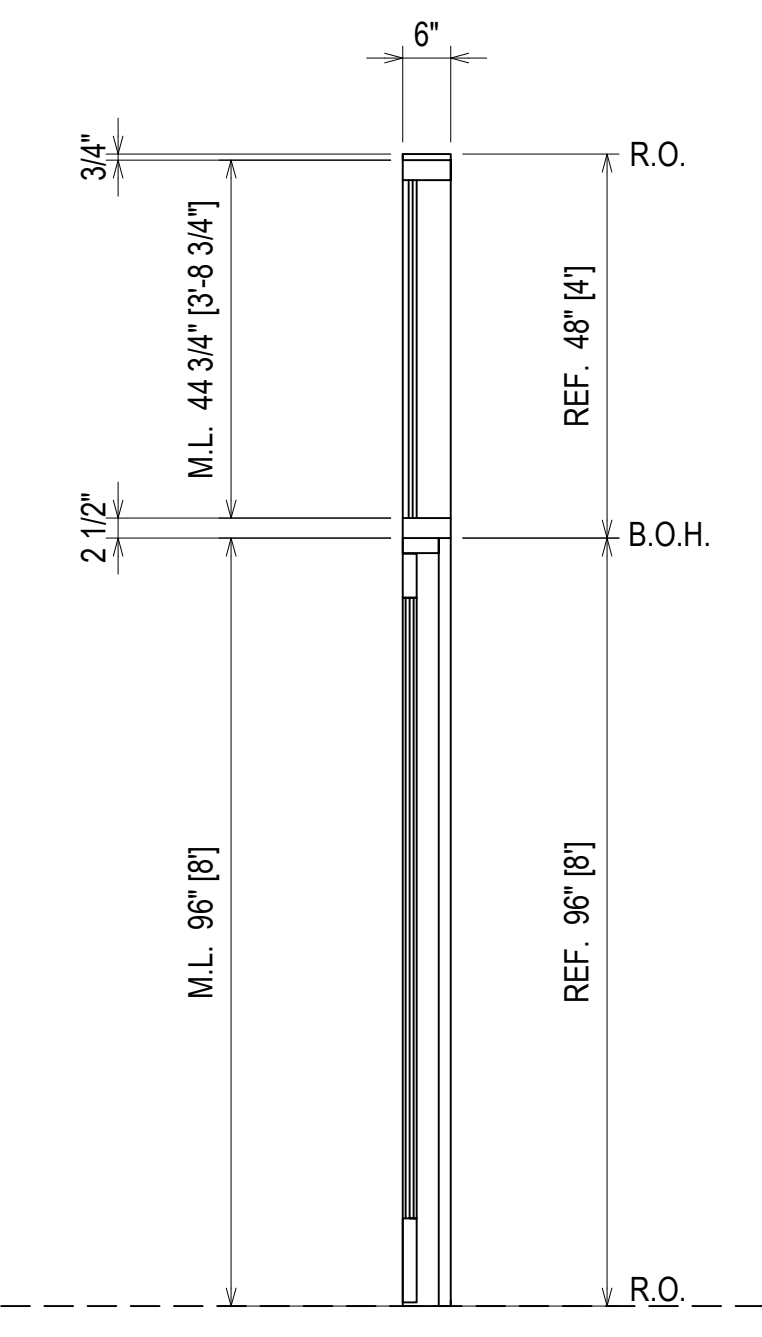
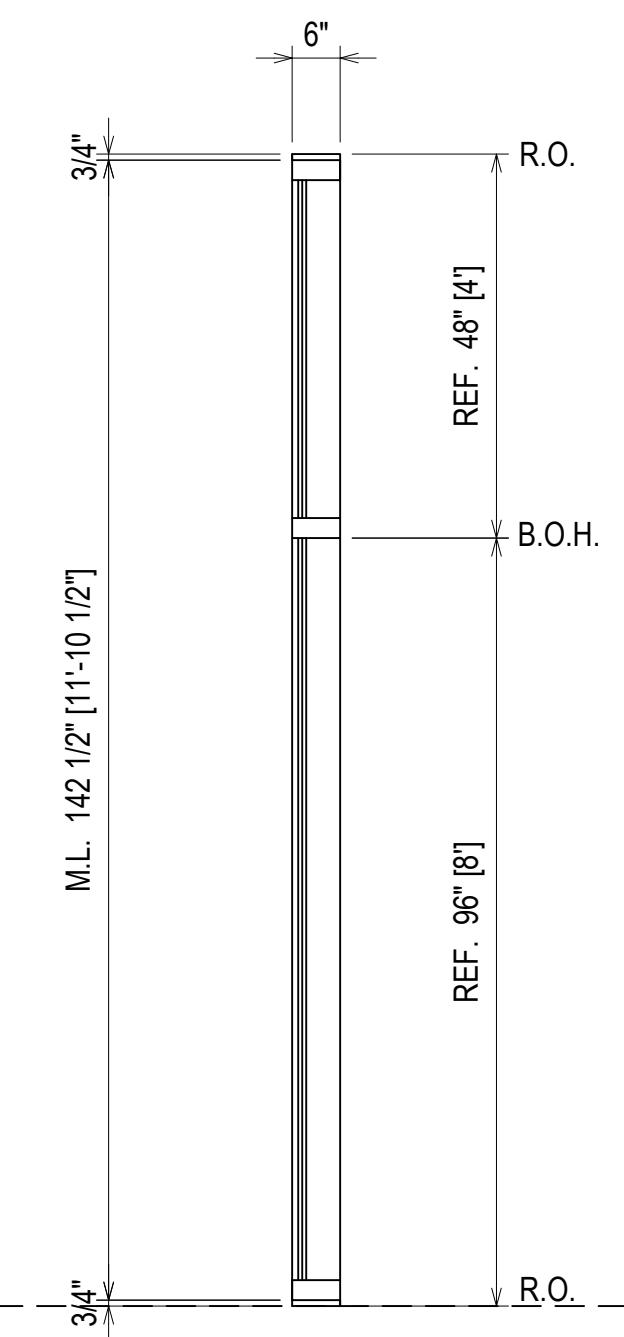
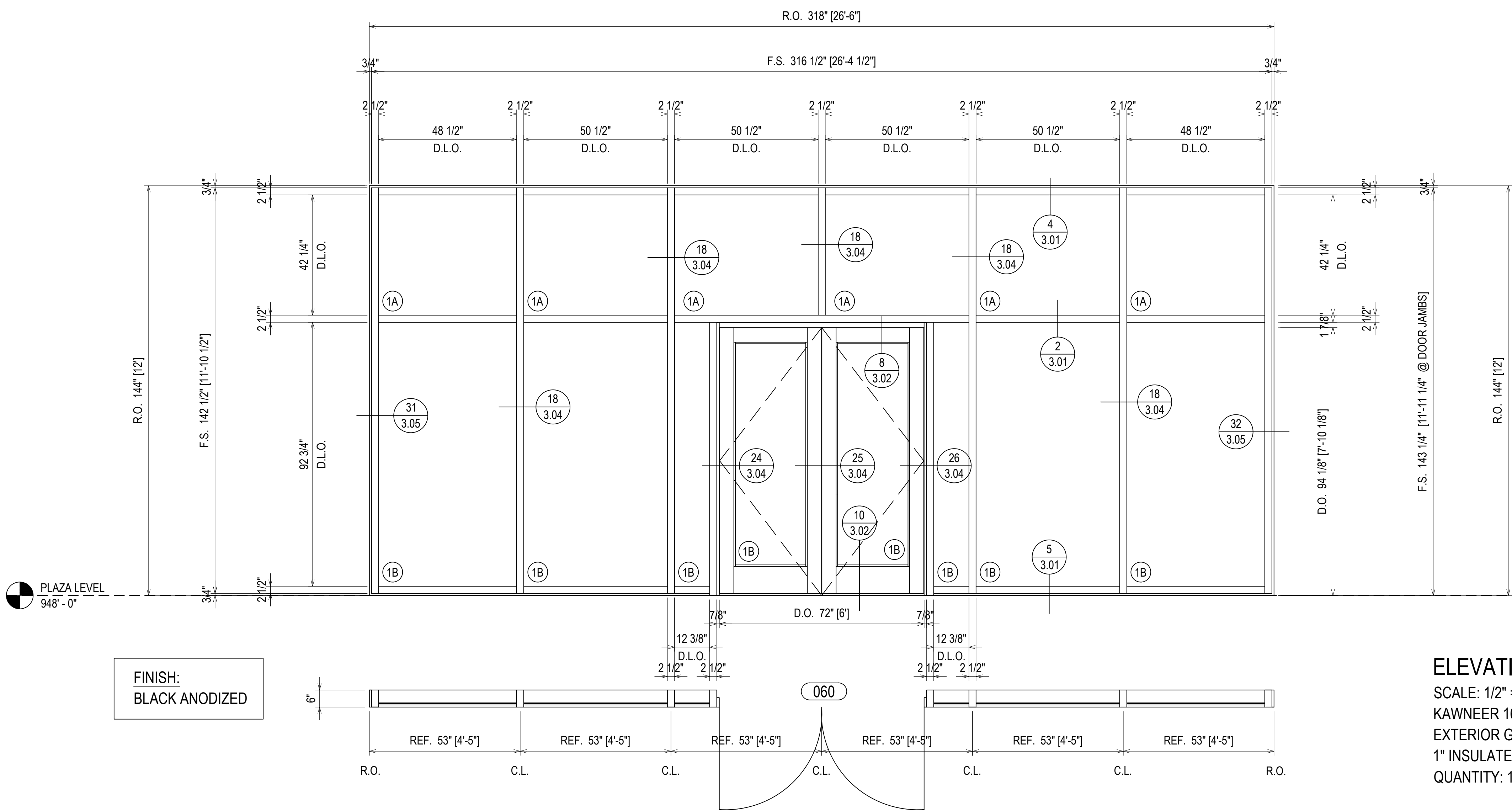
2.11



ELEVATION C121
 SCALE: 1/2" = 1'-0"
 KAWNEER 1600 WALL SYSTEM 1 2 1/2" X 6"
 EXTERIOR GLAZED CURTAINWALL (SHEAR BLOCK)
 1" INSULATED GLASS
 QUANTITY: 1

FINISH:
 BLACK ANODIZED

⊗ = FIREMAN LOGO GLASS




ELEVATION C122
 SCALE: 1/2" = 1'-0"
 KAWNEER 1600 WALL SYSTEM 1 2 1/2" X 6"
 EXTERIOR GLAZED CURTAINWALL (SHEAR BLOCK)
 1" INSULATED GLASS
 QUANTITY: 1

FINISH:
 BLACK ANODIZED

ERECTOR / G.C. NOTE:
 PLEASE FIELD VERIFY ALL DIMENSIONS

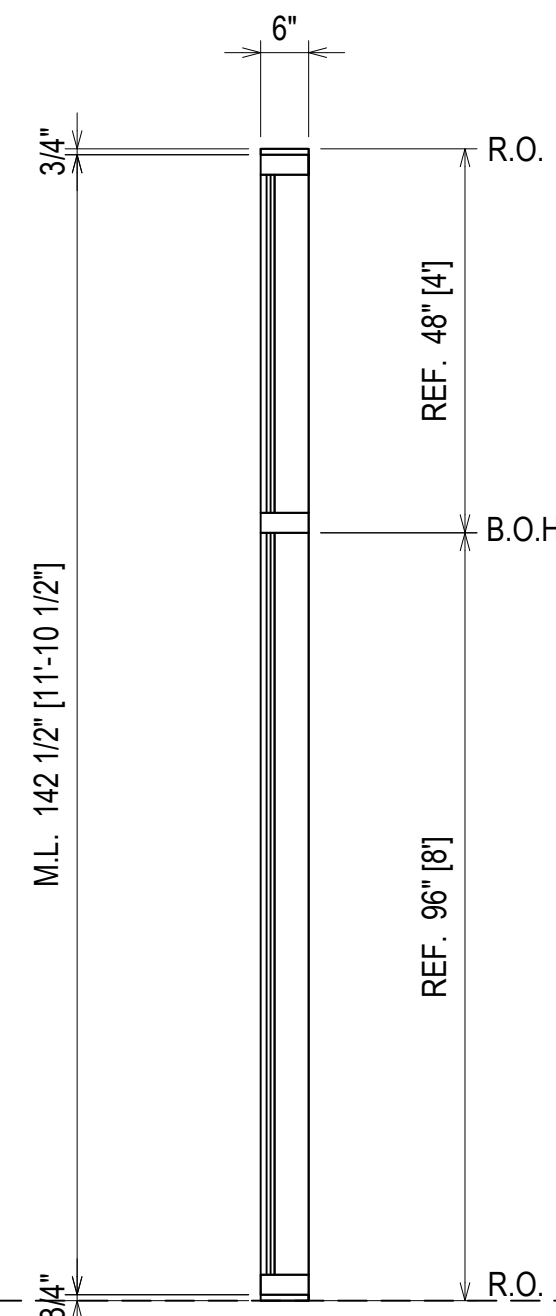
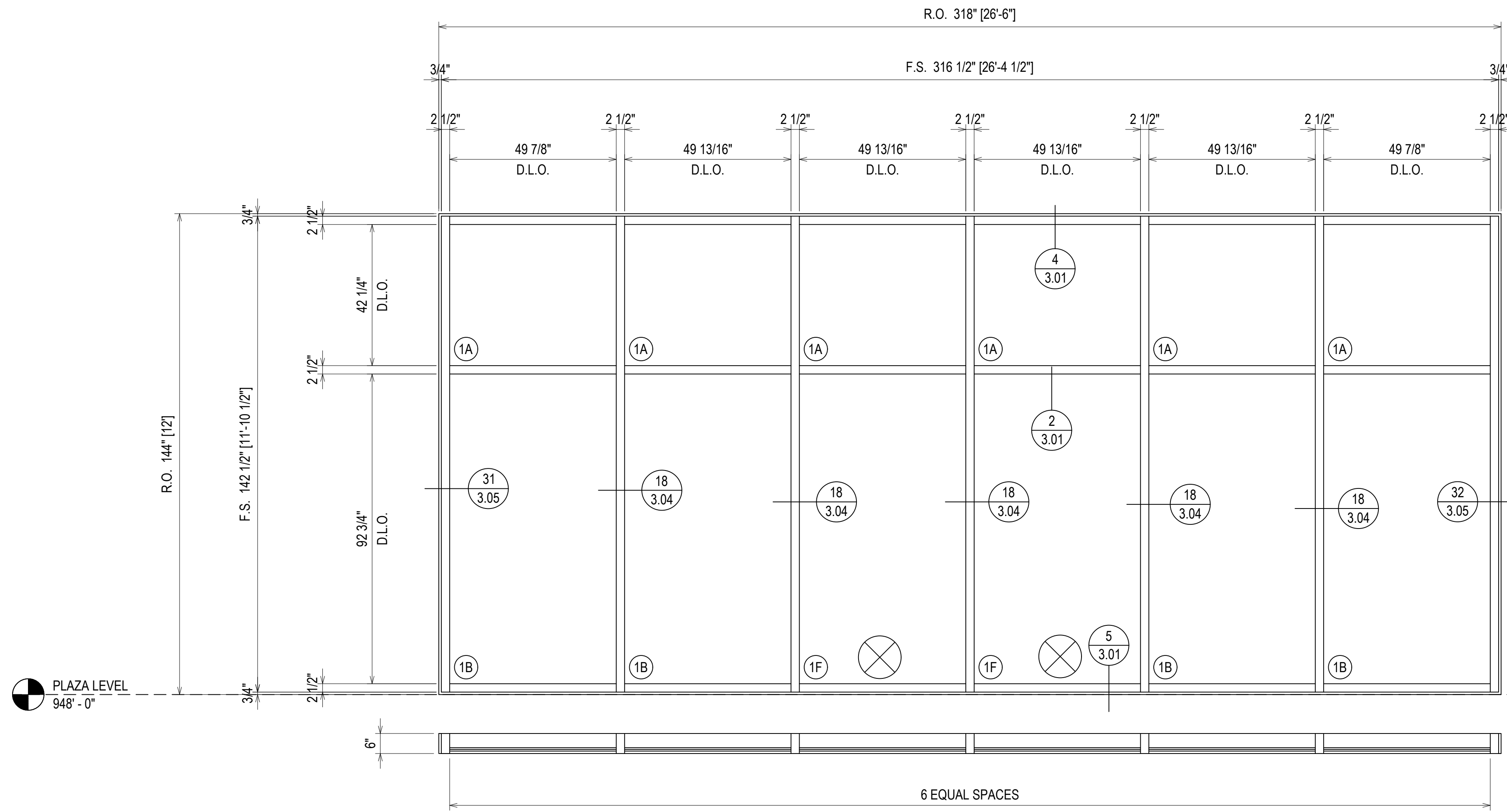
| | |
|-------------|------------------------------|
| DATE | 10/22/18 |
| DESCRIPTION | 1ST REVISION 2ND REVISION |
| REV. | A B |

CAMPERDOWN APARTMENTS
 GREENVILLE, SC 29602



| | | | |
|-------------|----------|----------|----------|
| DRAWN BY | CW | DATE | 09.24.18 |
| APPROVED BY | PA | DATE | 09.24.18 |
| SCALE | AS NOTED | FILE NO. | |

2.12

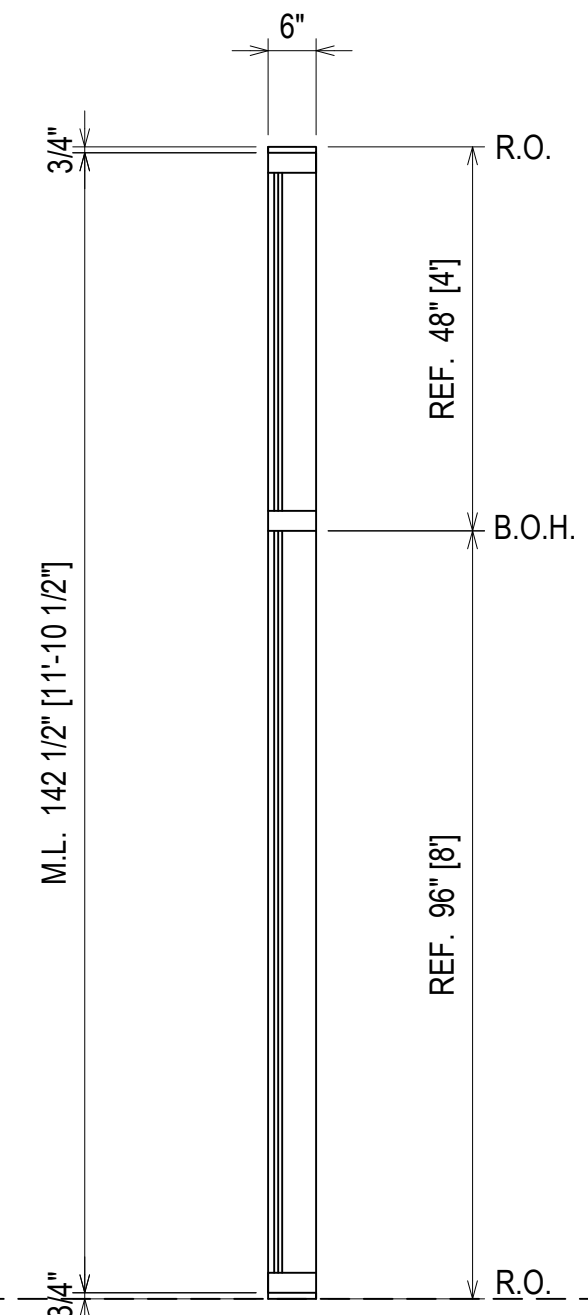
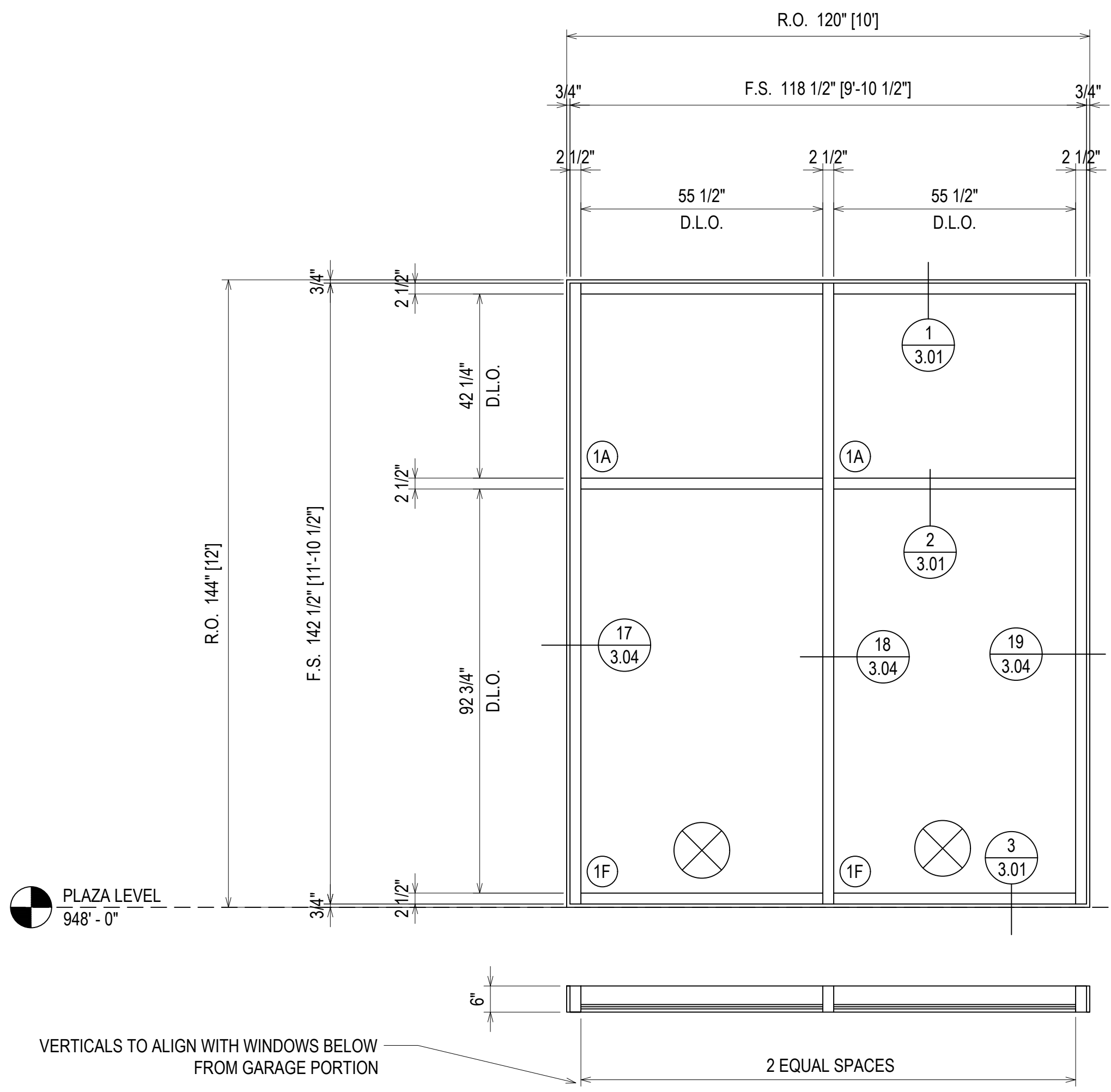


ELEVATION C123
 SCALE: 1/2" = 1'-0"
 KAWNEER 1600 WALL SYSTEM 1 2 1/2" X 6"
 EXTERIOR GLAZED CURTAINWALL (SHEAR BLOCK)
 1" INSULATED GLASS
 QUANTITY: 1

FINISH:
BLACK ANODIZED

⊗ = FIREMAN LOGO GLASS

ERECTOR / G.C. NOTE:
PLEASE FIELD VERIFY ALL DIMENSIONS

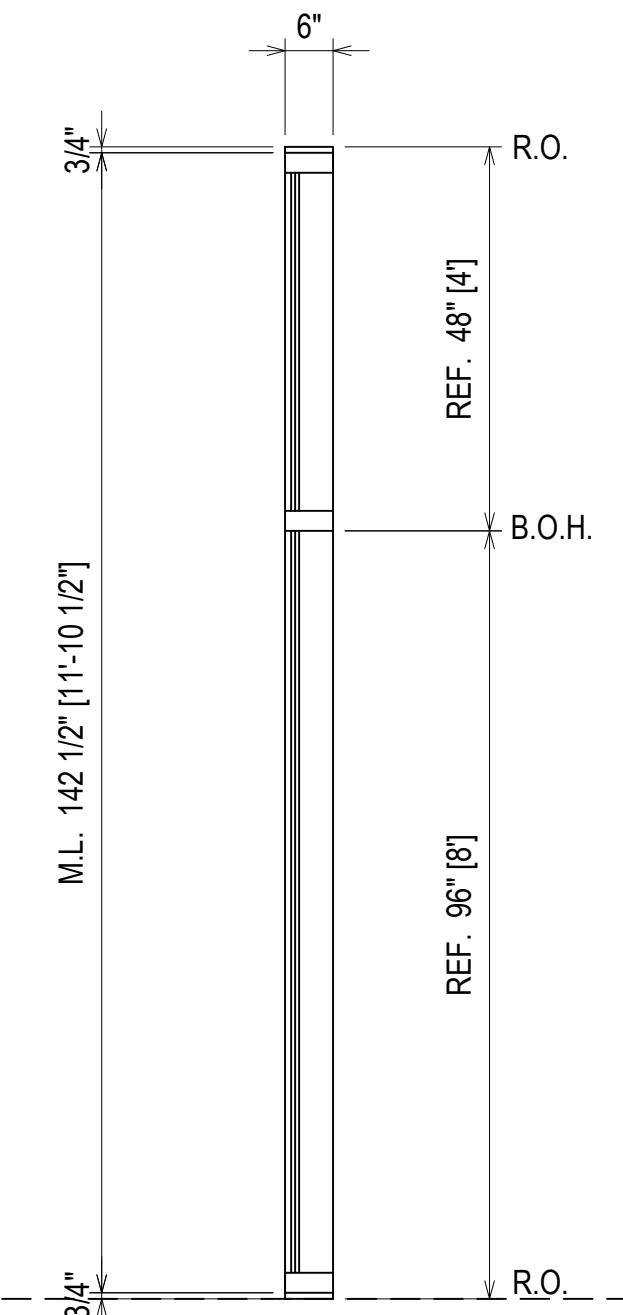
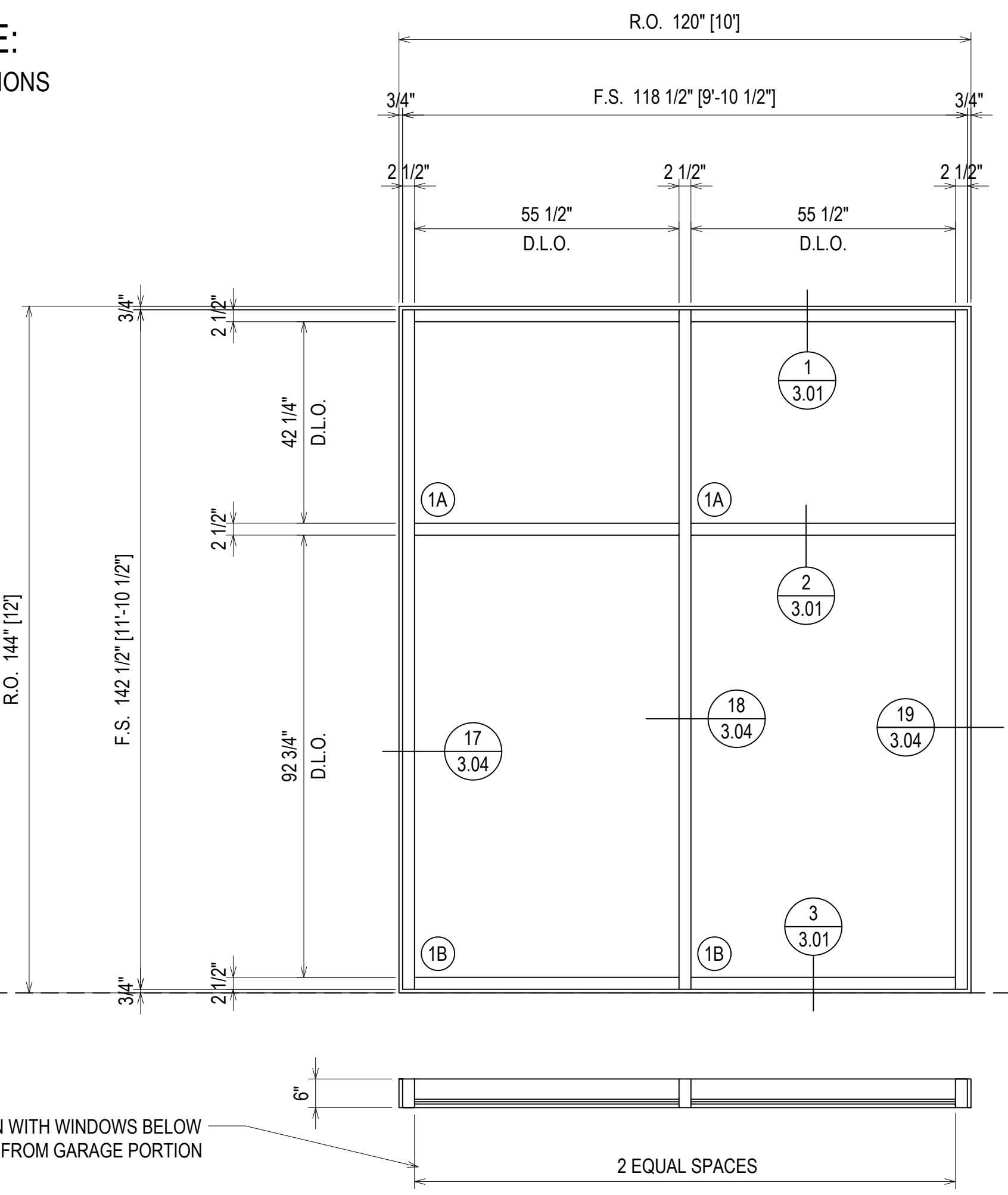


ELEVATION C125
 SCALE: 1/2" = 1'-0"
 KAWNEER 1600 WALL SYSTEM 1 2 1/2" X 6"
 EXTERIOR GLAZED CURTAINWALL (SHEAR BLOCK)
 1" INSULATED GLASS
 QUANTITY: 1

FINISH:
"DOVE GRAY"

VERTICALS TO ALIGN WITH WINDOWS BELOW FROM GARAGE PORTION

FINISH:
"DOVE GRAY"



ELEVATION C126
 SCALE: 1/2" = 1'-0"
 KAWNEER 1600 WALL SYSTEM 1 2 1/2" X 6"
 EXTERIOR GLAZED CURTAINWALL (SHEAR BLOCK)
 1" INSULATED GLASS
 QUANTITY: 1

| | |
|-------------|------------------------------|
| DATE | 10/22/18 |
| DESCRIPTION | 1ST REVISION 2ND REVISION |
| REV. | A B |

CAMPERDOWN APARTMENTS
 GREENVILLE, SC 29602

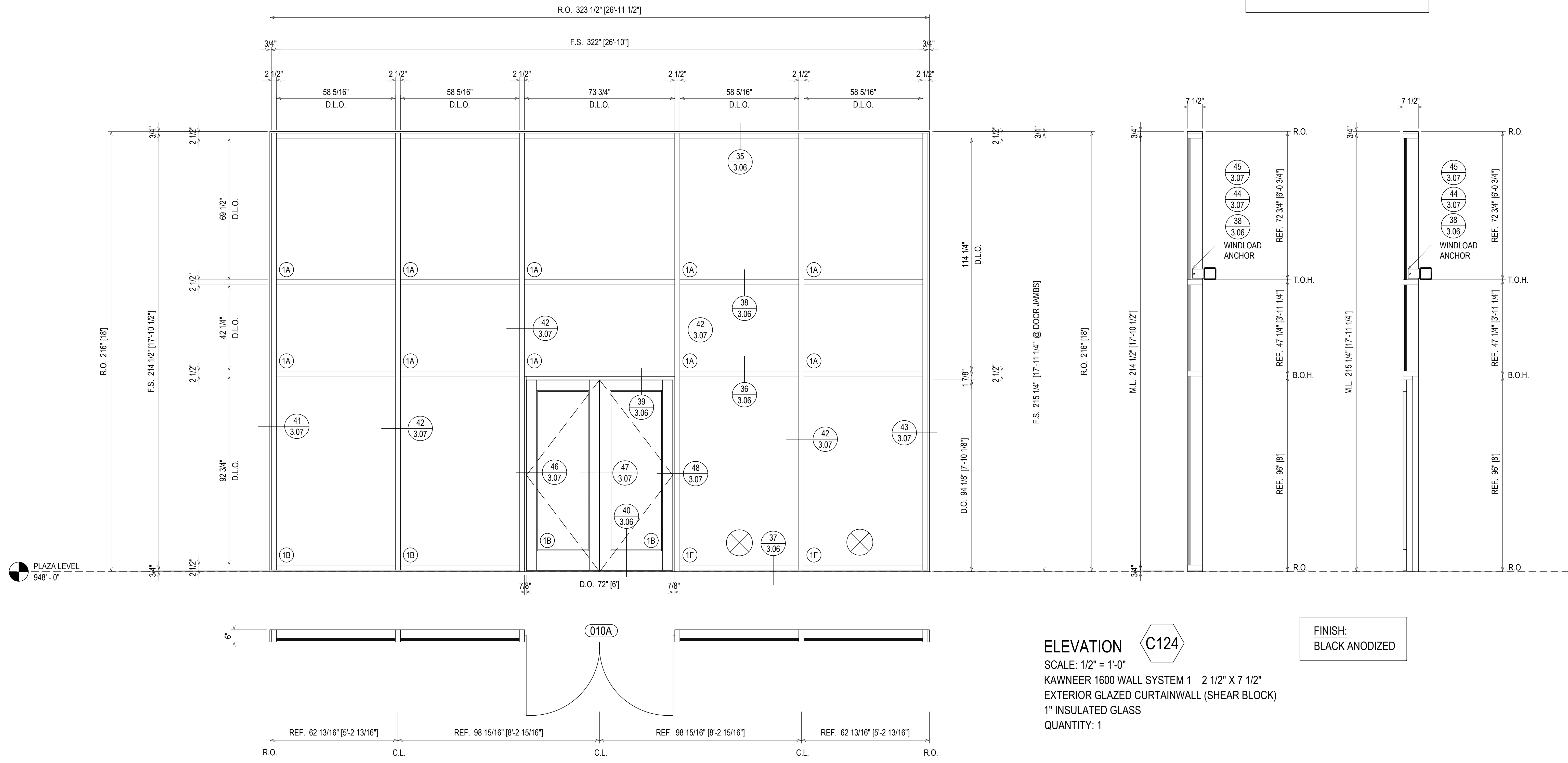


| | |
|-------------|----------|
| DRAWN BY | DATE |
| CW | 09.24.18 |
| APPROVED BY | DATE |
| PA | 09.24.18 |
| SCALE | AS NOTED |
| FILE NO | |

2.13

| | | |
|-------------|------------------------------|----------|
| REV. | A | B |
| DESCRIPTION | 1ST REVISION 2ND REVISION | |
| DATE | 10/29/18 | 12/19/18 |

⊗ = FIREMAN LOGO GLASS




ELEVATION **C124**

SCALE: 1/2" = 1'-0"
 KAWNEER 1600 WALL SYSTEM 1 2 1/2" X 7 1/2"
 EXTERIOR GLAZED CURTAINWALL (SHEAR BLOCK)
 1" INSULATED GLASS
 QUANTITY: 1

FINISH:
 BLACK ANODIZED

ERECTOR / G.C. NOTE:
 PLEASE FIELD VERIFY ALL DIMENSIONS

CAMPERDOWN APARTMENTS
 GREENVILLE, SC 29602

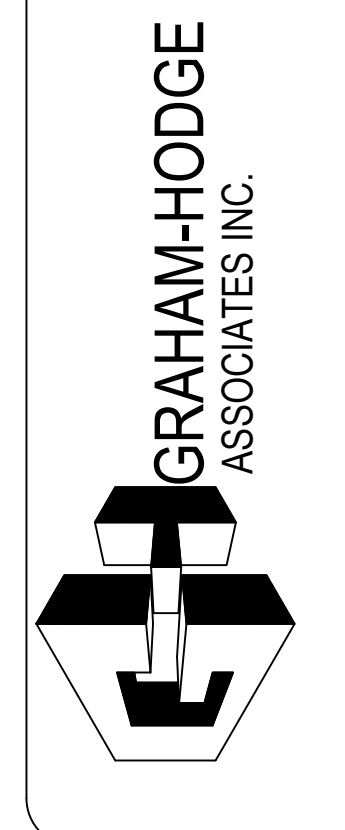


| | |
|-------------|----------|
| DRAWN BY | DATE |
| CW | 09.24.18 |
| APPROVED BY | DATE |
| PA | 09.24.18 |
| SCALE | AS NOTED |
| FILE NO | |

2.14

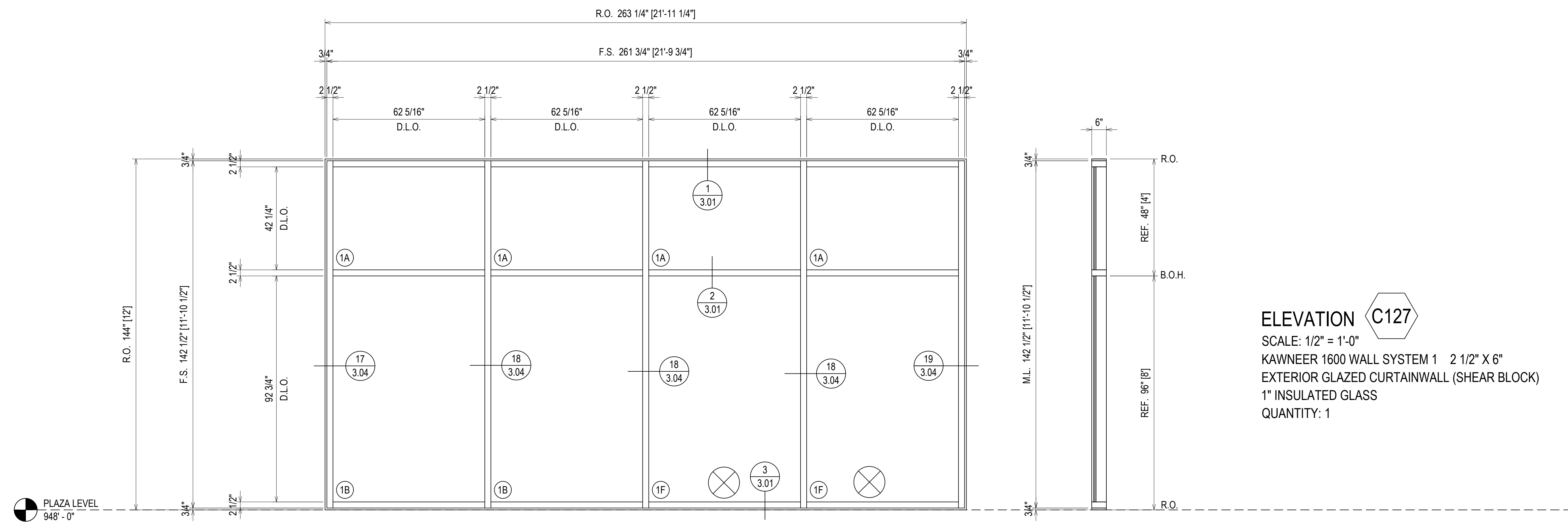
| | |
|-------------|------------------------------|
| DATE | 10/29/18 |
| DESCRIPTION | 1ST REVISION 2ND REVISION |
| REV. | A B |

CAMPERDOWN APARTMENTS
GREENVILLE, SC 29602



| | | | |
|-------------|----------|-------|----------|
| DRAWN BY | CW | DATE | 09.24.18 |
| APPROVED BY | PA | SHEET | 09.24.18 |
| SCALE | AS NOTED | | |
| FILE NO. | | | |

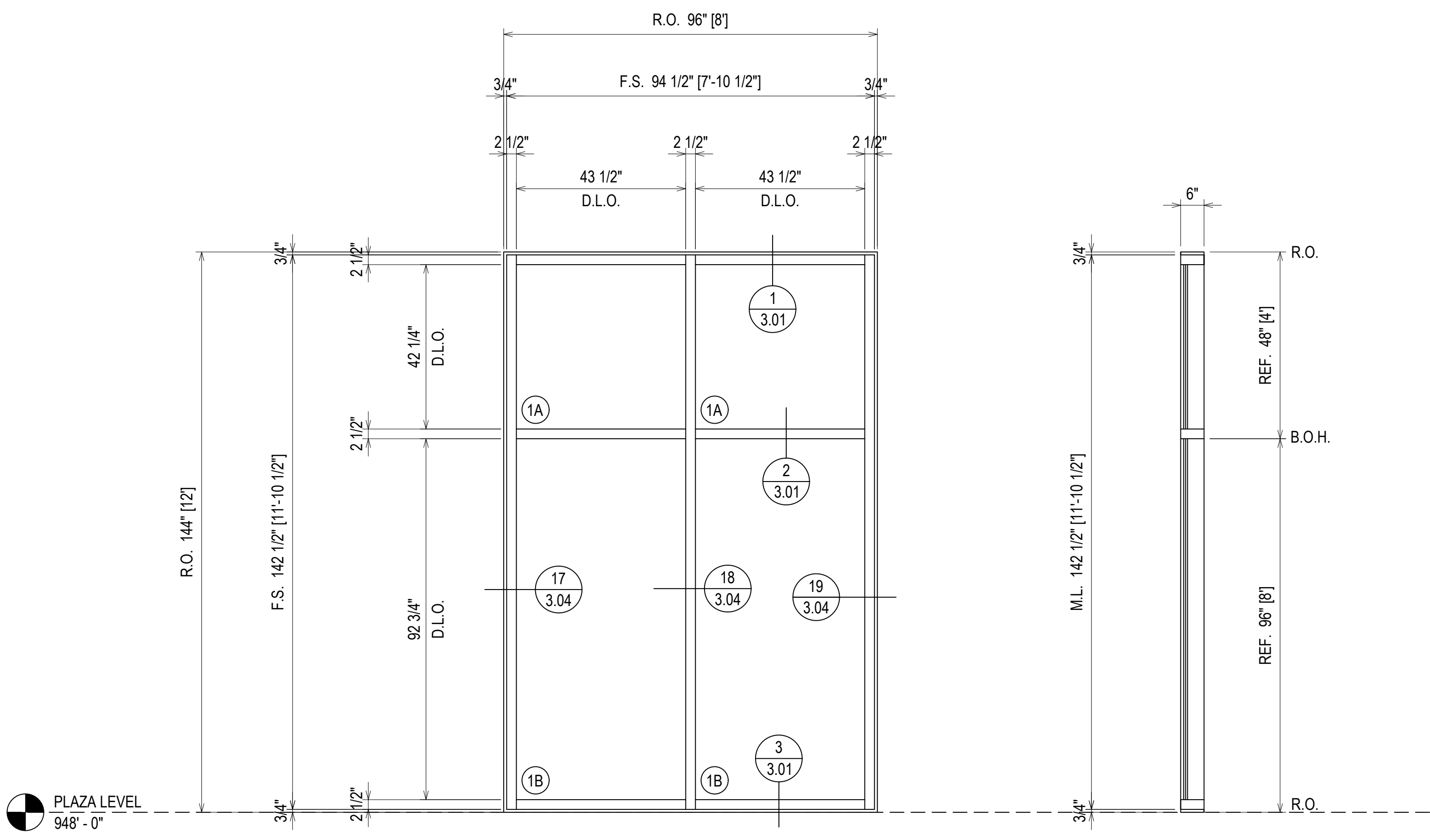
2.15



ELEVATION C127
SCALE: 1/2" = 1'-0"
KAWNEER 1600 WALL SYSTEM 1 2 1/2" X 6"
EXTERIOR GLAZED CURTAINWALL (SHEAR BLOCK)
1" INSULATED GLASS
QUANTITY: 1

FINISH:
"DOVE GRAY"

ARCHITECT: PLEASE CLARIFY VERTICAL LAYOUT.
THE CONTRACT DRAWINGS DO NOT MATCH
CAMPERDOWN GARAGE WINDOW DRAWINGS



ELEVATION C128
SCALE: 1/2" = 1'-0"
KAWNEER 1600 WALL SYSTEM 1 2 1/2" X 6"
EXTERIOR GLAZED CURTAINWALL (SHEAR BLOCK)
1" INSULATED GLASS
QUANTITY: 1

FINISH:
"DOVE GRAY"

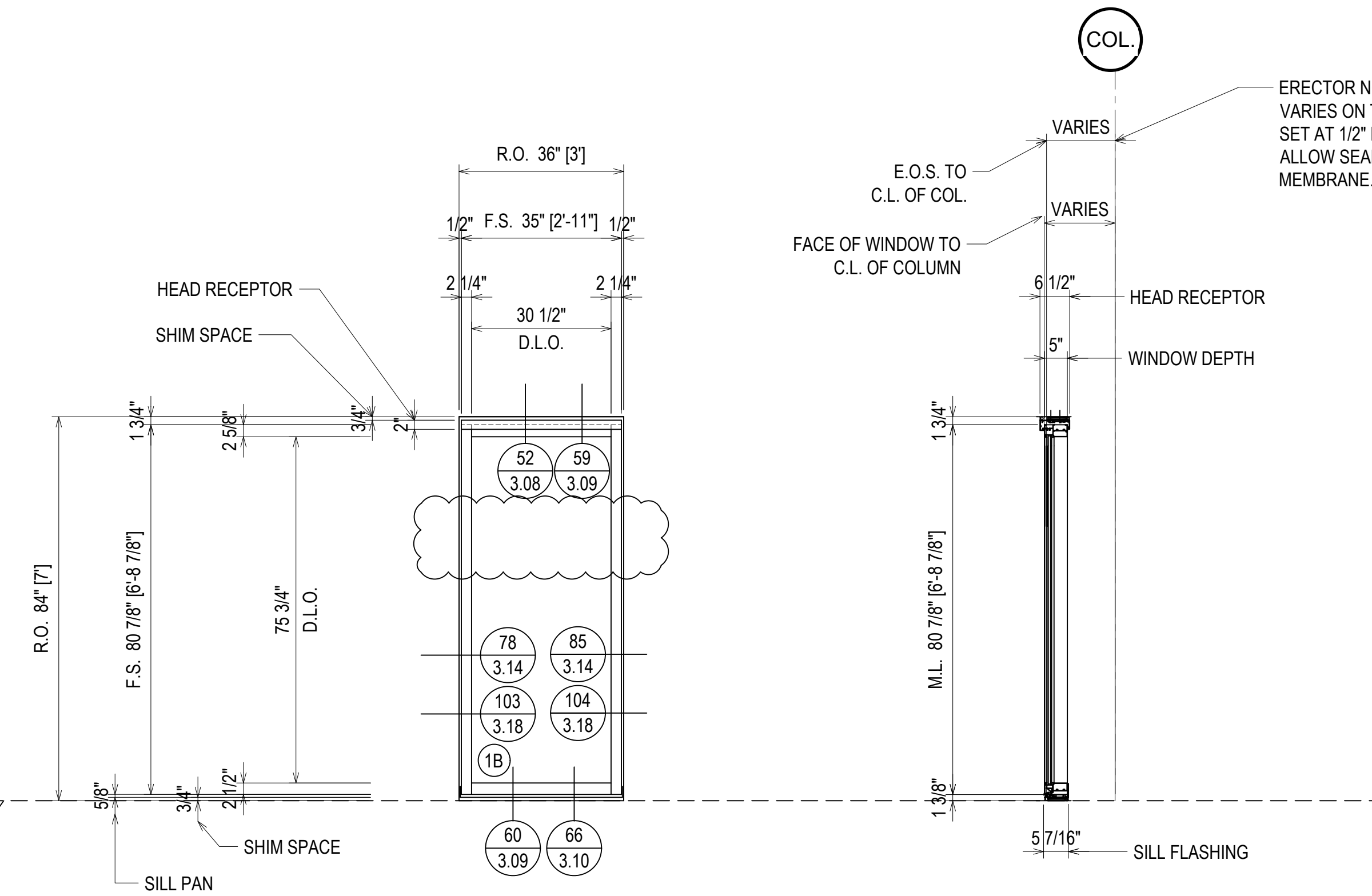
VERTICALS TO ALIGN WITH WINDOWS BELOW
FROM GARAGE PORTION

⊗ = FIREMAN LOGO GLASS

ERECTOR / G.C. NOTE:
PLEASE FIELD VERIFY ALL DIMENSIONS

| QUANTITY A1 | |
|-------------|----------|
| FLOOR | QUANTITY |
| PLAZA LEVEL | 0 |
| 1ST FLOOR | 14 |
| 2ND FLOOR | 12 |
| 3RD FLOOR | 7 |
| 4TH FLOOR | 7 |
| 5TH FLOOR | 1 |
| 6TH FLOOR | 5 |
| 7TH FLOOR | 10 |
| 8TH FLOOR | 10 |
| 9TH FLOOR | 0 |
| 10TH FLOOR | 0 |
| TOTAL | 66 |

- LEVEL 8
1038' - 0"
- LEVEL 7
1028' - 0"
- LEVEL 6
1018' - 0"
- LEVEL 5
1008' - 0"
- LEVEL 4
998' - 0"
- LEVEL 3
988' - 0"
- LEVEL 2
978' - 0"
- LEVEL 1
968' - 0"



FINISH:
BLACK ANODIZED

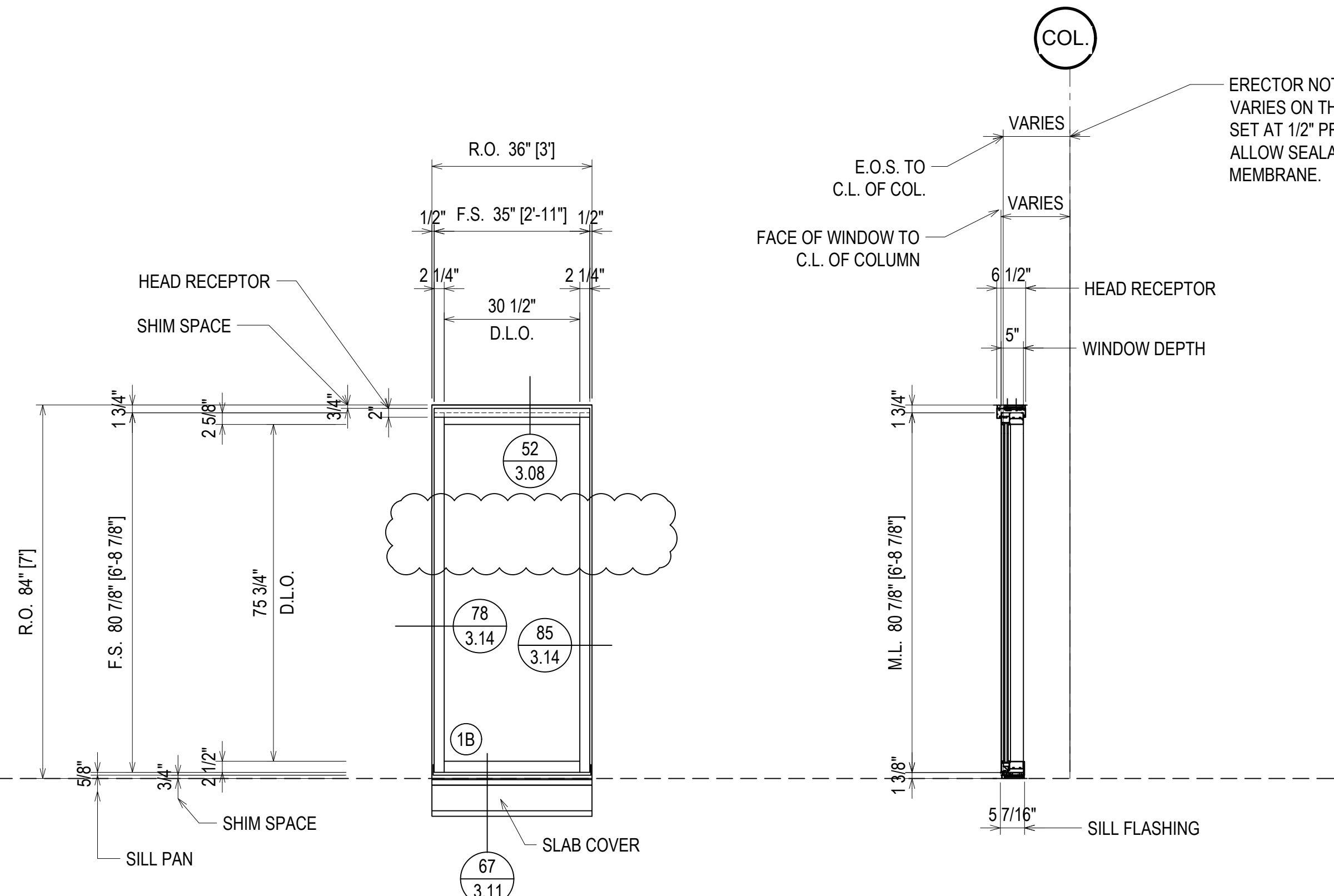
ELEVATION A1
SCALE: 1/2" = 1'-0"
KAWNEER FG-501T 2 1/4" X 5"
WINDOW WALL SYSTEM (EXTERIOR INSTALLED)
1" INSULATED GLASS - FRONT SET
QUANTITY: 66

ERECTOR NOTE: THE C.L. OF COL. REFERENCE DIMENSION VARIES ON THIS WINDOW. THE INTENT IS TO HAVE THE WINDOW SET AT 1/2" PROUD OF THE METAL FRAMING IN AN EFFORT TO ALLOW SEALANT JOINT TO ADHERE TO THE WATER PROOFING MEMBRANE.

⊗ = FIREMAN LOGO GLASS

| QUANTITY A1A | |
|--------------|----------|
| FLOOR | QUANTITY |
| PLAZA LEVEL | 0 |
| 1ST FLOOR | 0 |
| 2ND FLOOR | 0 |
| 3RD FLOOR | 4 |
| 4TH FLOOR | 5 |
| 5TH FLOOR | 4 |
| 6TH FLOOR | 9 |
| 7TH FLOOR | 0 |
| 8TH FLOOR | 4 |
| 9TH FLOOR | 0 |
| 10TH FLOOR | 0 |
| TOTAL | 26 |

- LEVEL 8
1038' - 0"
- LEVEL 6
1018' - 0"
- LEVEL 5
1008' - 0"
- LEVEL 4
998' - 0"
- LEVEL 3
988' - 0"



FINISH:
BLACK ANODIZED

ELEVATION A1A
SCALE: 1/2" = 1'-0"
KAWNEER FG-501T 2 1/4" X 5"
WINDOW WALL SYSTEM (EXTERIOR INSTALLED)
1" INSULATED GLASS - FRONT SET
QUANTITY: 26

ERECTOR NOTE: THE C.L. OF COL. REFERENCE DIMENSION VARIES ON THIS WINDOW. THE INTENT IS TO HAVE THE WINDOW SET AT 1/2" PROUD OF THE METAL FRAMING IN AN EFFORT TO ALLOW SEALANT JOINT TO ADHERE TO THE WATER PROOFING MEMBRANE.

| REV. | DESCRIPTION | DATE |
|------|--------------|----------|
| A | 1ST REVISION | 10/29/18 |
| B | 2ND REVISION | 12/18/18 |

CAMPERDOWN APARTMENTS
GREENVILLE, SC 29602



| DRAWN BY | DATE |
|-------------|----------|
| CW | 09.24.18 |
| APPROVED BY | DATE |
| PA | 09.24.18 |
| SCALE | FILE NO. |
| AS NOTED | |

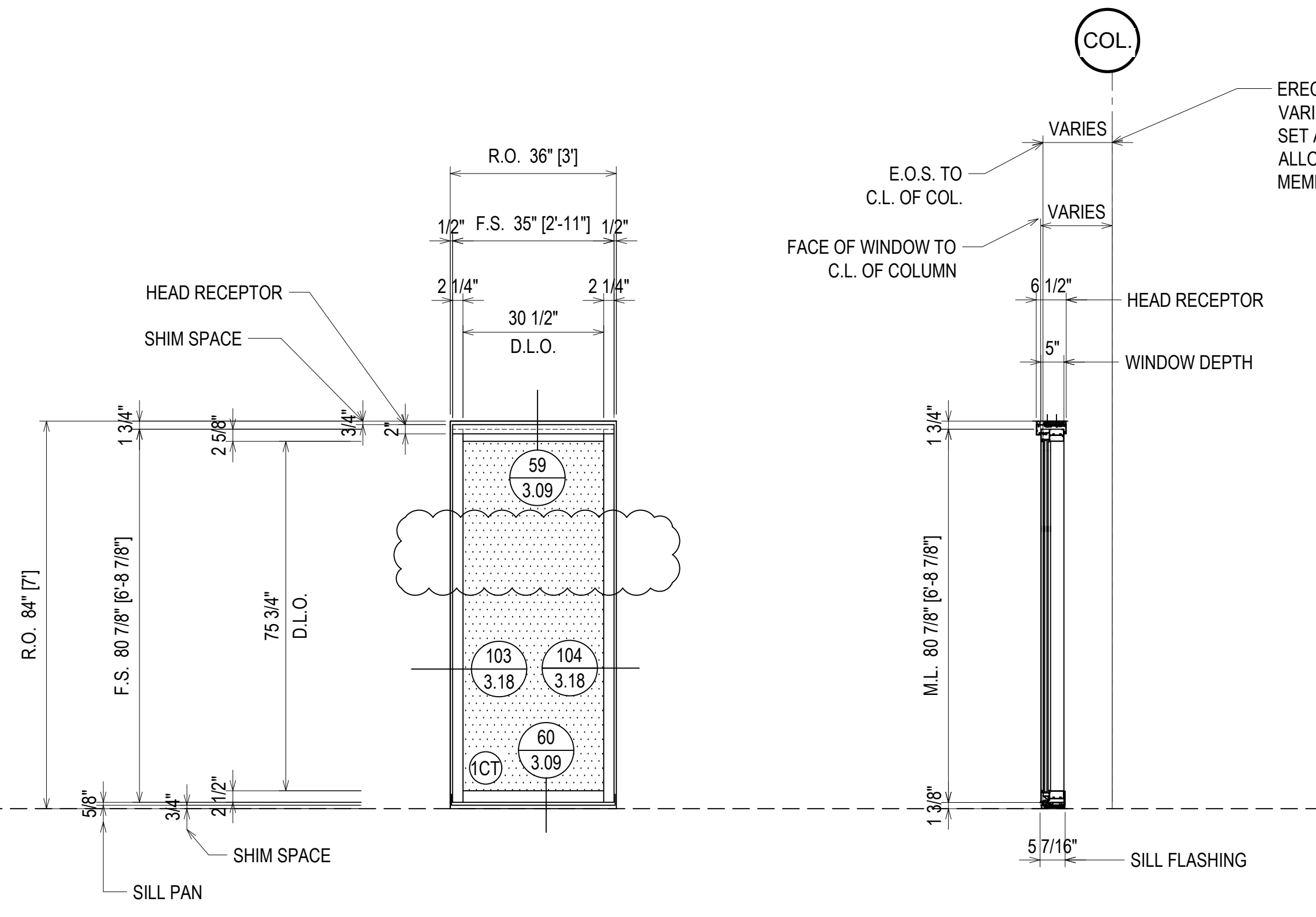
ERECTOR / G.C. NOTE:
PLEASE FIELD VERIFY ALL DIMENSIONS

2.16

| QUANTITY A1S | |
|--------------|----------|
| FLOOR | QUANTITY |
| PLAZA LEVEL | 0 |
| 1ST FLOOR | 2 |
| 2ND FLOOR | 2 |
| 3RD FLOOR | 2 |
| 4TH FLOOR | 2 |
| 5TH FLOOR | 0 |
| 6TH FLOOR | 0 |
| 7TH FLOOR | 0 |
| 8TH FLOOR | 0 |
| 9TH FLOOR | 0 |
| 10TH FLOOR | 0 |
| TOTAL | 8 |

- LEVEL 4
998' - 0"
- LEVEL 3
988' - 0"
- LEVEL 2
978' - 0"
- LEVEL 1
968' - 0"

FINISH:
BLACK ANODIZED




ELEVATION A1S

SCALE: 1/2" = 1'-0"
 KAWNEER FG-501T 2 1/4" X 5"
 WINDOW WALL SYSTEM (EXTERIOR INSTALLED)
 1" INSULATED GLASS - FRONT SET
 QUANTITY: 8

ERECTOR NOTE: THE C.L. OF COL. REFERENCE DIMENSION VARIES ON THIS WINDOW. THE INTENT IS TO HAVE THE WINDOW SET AT 1/2" PROUD OF THE METAL FRAMING IN AN EFFORT TO ALLOW SEALANT JOINT TO ADHERE TO THE WATER PROOFING MEMBRANE.

| DATE | DESCRIPTION |
|----------|--------------|
| 10/29/18 | 1ST REVISION |
| 12/18/18 | 2ND REVISION |

CAMPERDOWN APARTMENTS
 GREENVILLE, SC 29602



| | |
|-------------------|------------------|
| DRAWN BY CW | DATE 09.24.18 |
| APPROVED BY PA | DATE 09.24.18 |
| SCALE AS NOTED | FILE NO. |

ERECTOR / G.C. NOTE:
PLEASE FIELD VERIFY ALL DIMENSIONS

DELETED FROM PROJECT

ELEVATION

A2

SCALE: 1/2" = 1'-0"

KAWNEER FG-501T 2 1/4" X 5"

WINDOW WALL SYSTEM (EXTERIOR INSTALLED)

1" INSULATED GLASS - FRONT SET

QUANTITY: 0

| REV. | DESCRIPTION | DATE |
|------|--------------|----------|
| A | 1ST REVISION | 10/29/18 |
| B | 2ND REVISION | 12/19/18 |

CAMPERDOWN APARTMENTS

GREENVILLE, SC 29602

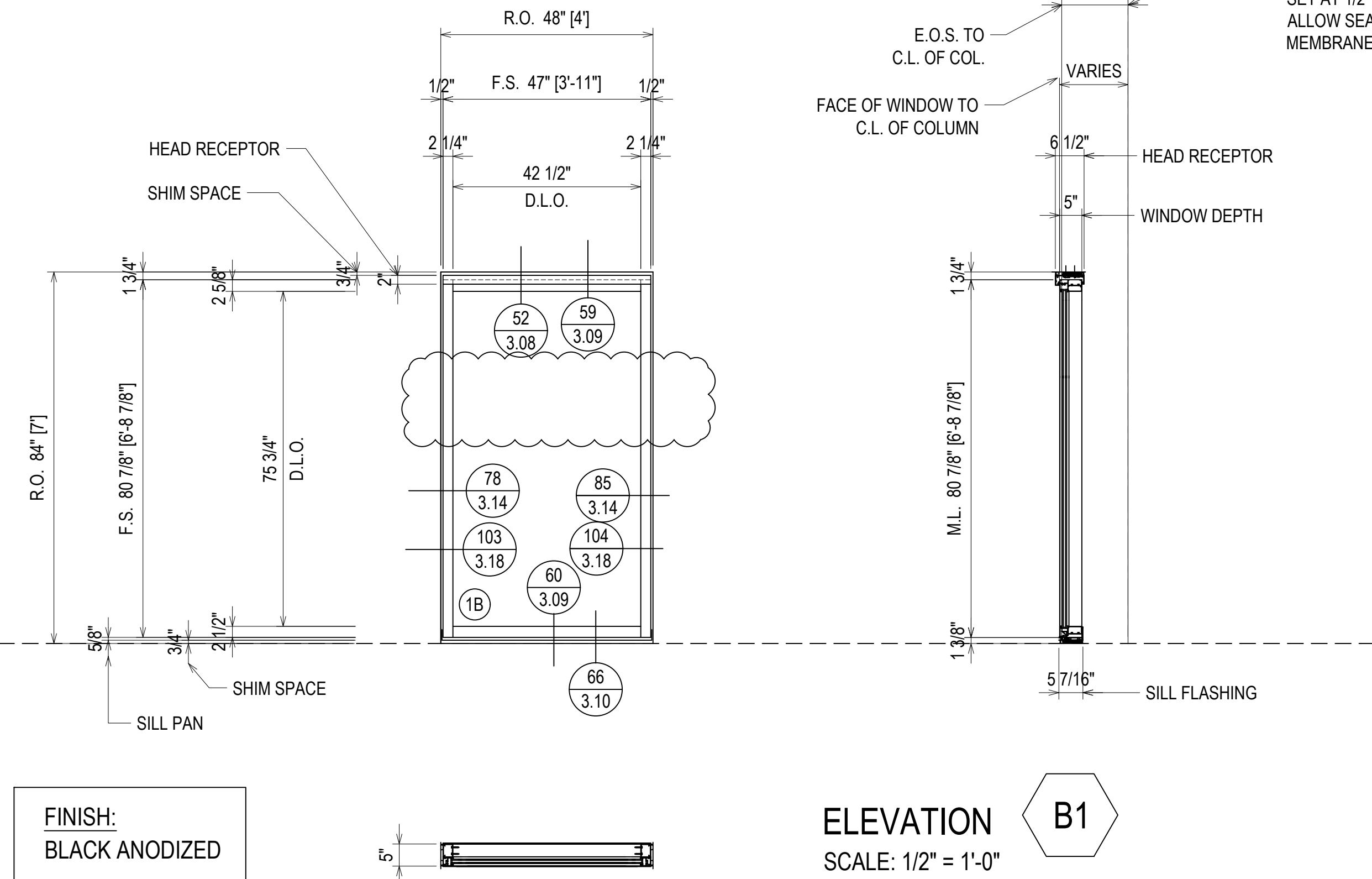
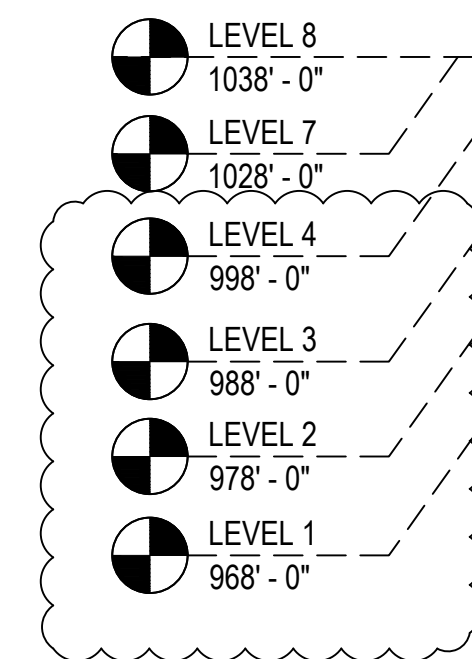


| DRAWN BY | DATE |
|-------------|----------|
| CW | 09.24.18 |
| APPROVED BY | DATE |
| PA | 09.24.18 |
| SCALE | AS NOTED |
| FILE NO | |

ERECTOR / G.C. NOTE:
PLEASE FIELD VERIFY ALL DIMENSIONS

2.18

| QUANTITY B1 | |
|-------------|----------|
| FLOOR | QUANTITY |
| PLAZA LEVEL | 0 |
| 1ST FLOOR | 1 |
| 2ND FLOOR | 1 |
| 3RD FLOOR | 1 |
| 4TH FLOOR | 1 |
| 5TH FLOOR | 0 |
| 6TH FLOOR | 0 |
| 7TH FLOOR | 1 |
| 8TH FLOOR | 1 |
| 9TH FLOOR | 0 |
| 10TH FLOOR | 0 |
| TOTAL | 6 |

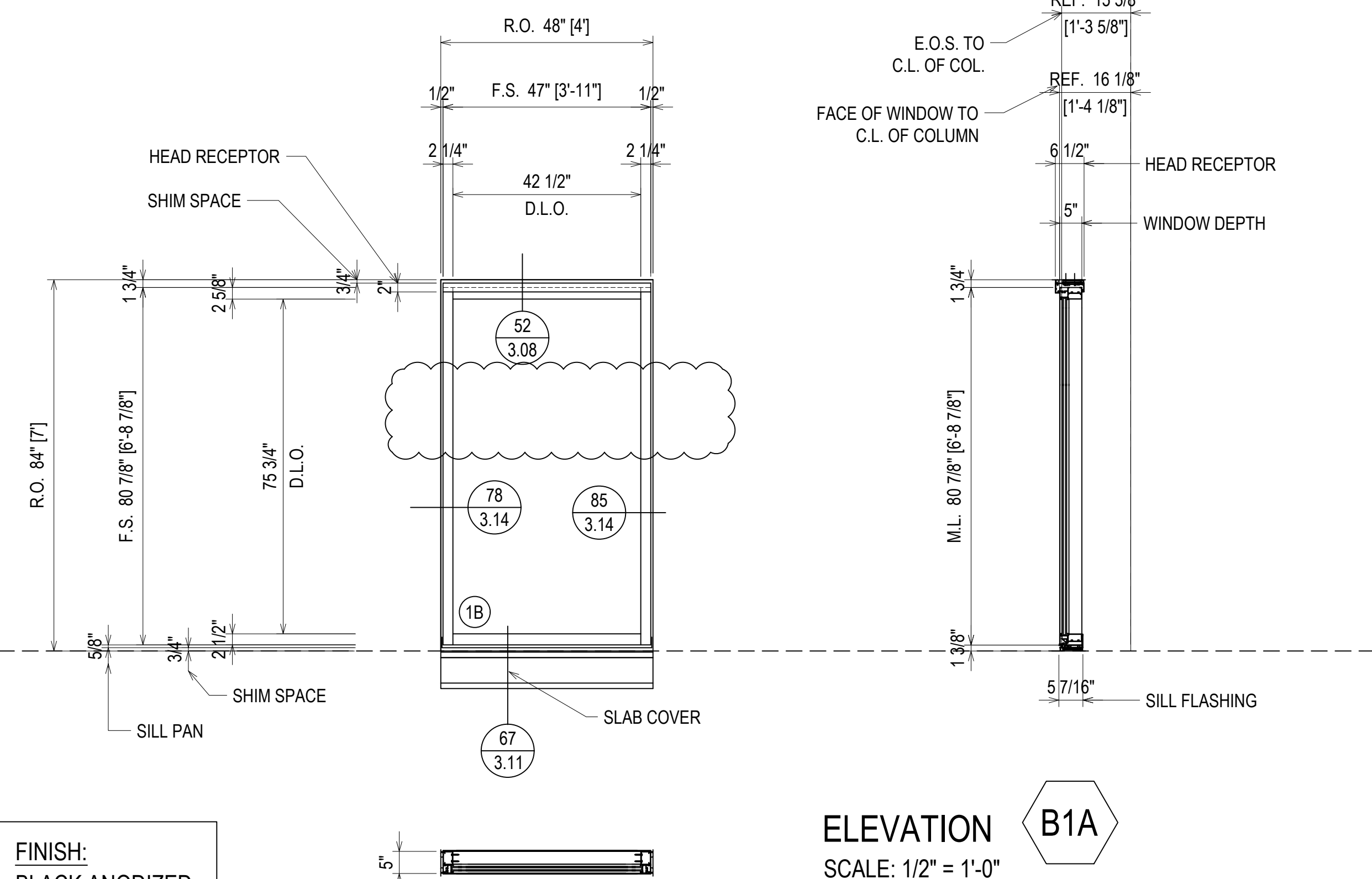
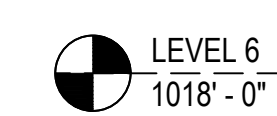


ELEVATION B1
 SCALE: 1/2" = 1'-0"
 KAWNEER FG-501T 2 1/4" X 5"
 WINDOW WALL SYSTEM (EXTERIOR INSTALLED)
 1" INSULATED GLASS - FRONT SET
 QUANTITY: 6

⊗ = FIREMAN LOGO GLASS

ERECTOR NOTE: THE C.L. OF COL. REFERENCE DIMENSION VARIES ON THIS WINDOW. THE INTENT IS TO HAVE THE WINDOW SET AT 1/2" PROUD OF THE METAL FRAMING IN AN EFFORT TO ALLOW SEALANT JOINT TO ADHERE TO THE WATER PROOFING MEMBRANE.

| QUANTITY B1A | |
|--------------|----------|
| FLOOR | QUANTITY |
| PLAZA LEVEL | 0 |
| 1ST FLOOR | 0 |
| 2ND FLOOR | 0 |
| 3RD FLOOR | 0 |
| 4TH FLOOR | 0 |
| 5TH FLOOR | 0 |
| 6TH FLOOR | 1 |
| 7TH FLOOR | 0 |
| 8TH FLOOR | 0 |
| 9TH FLOOR | 0 |
| 10TH FLOOR | 0 |
| TOTAL | 1 |




ELEVATION B1A
 SCALE: 1/2" = 1'-0"
 KAWNEER FG-501T 2 1/4" X 5"
 WINDOW WALL SYSTEM (EXTERIOR INSTALLED)
 1" INSULATED GLASS - FRONT SET
 QUANTITY: 1

ERECTOR / G.C. NOTE:
 PLEASE FIELD VERIFY ALL DIMENSIONS

| REV. | DESCRIPTION | DATE |
|------|--------------|----------|
| A | 1ST REVISION | 10/23/18 |
| B | 2ND REVISION | 12/18/18 |

CAMPERDOWN APARTMENTS
 GREENVILLE, SC 29602

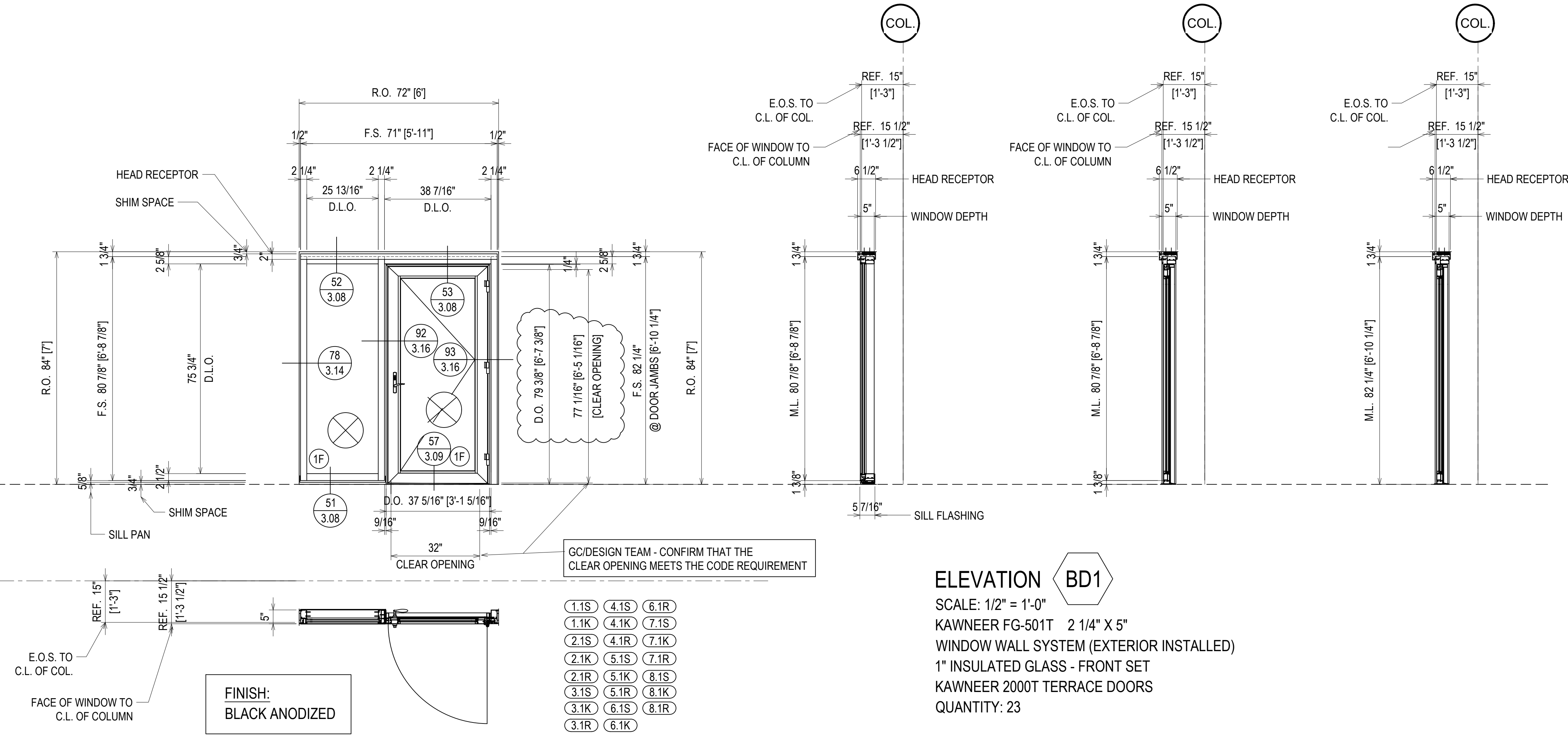


| DRAWN BY | DATE |
|-------------|----------|
| CW | 09.24.18 |
| APPROVED BY | DATE |
| PA | 09.24.18 |
| SCALE | FILE NO. |
| AS NOTED | |

2.19

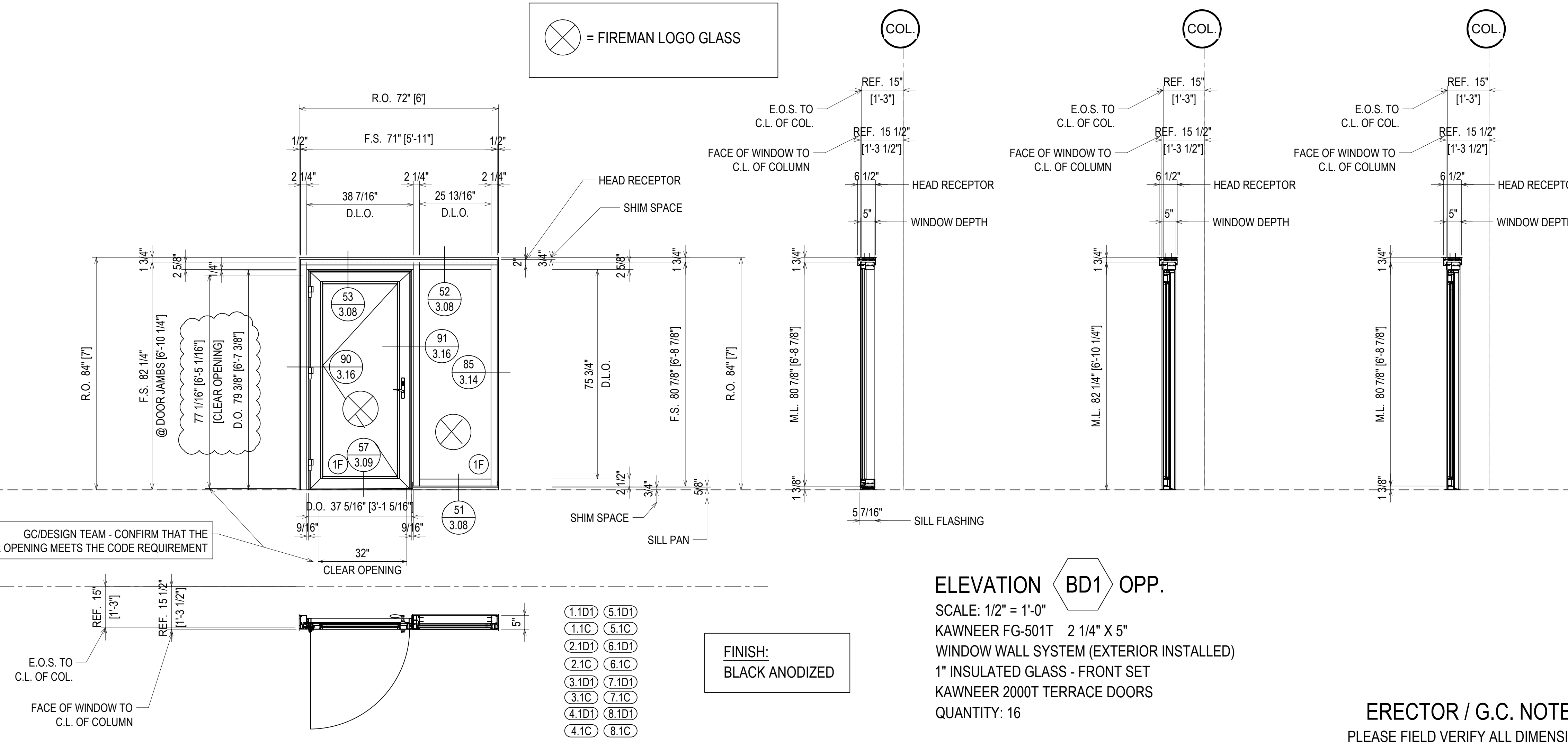
| QUANTITY BD1 | |
|--------------|----------|
| FLOOR | QUANTITY |
| PLAZA LEVEL | 0 |
| 1ST FLOOR | 2 |
| 2ND FLOOR | 3 |
| 3RD FLOOR | 3 |
| 4TH FLOOR | 3 |
| 5TH FLOOR | 3 |
| 6TH FLOOR | 3 |
| 7TH FLOOR | 3 |
| 8TH FLOOR | 3 |
| 9TH FLOOR | 0 |
| 10TH FLOOR | 0 |
| TOTAL | 23 |

- LEVEL 8
1038' - 0"
- LEVEL 7
1028' - 0"
- LEVEL 6
1018' - 0"
- LEVEL 5
1008' - 0"
- LEVEL 4
998' - 0"
- LEVEL 3
988' - 0"
- LEVEL 2
978' - 0"
- LEVEL 1
968' - 0"




| QUANTITY BD1 OPP. | |
|-------------------|----------|
| FLOOR | QUANTITY |
| PLAZA LEVEL | 0 |
| 1ST FLOOR | 2 |
| 2ND FLOOR | 2 |
| 3RD FLOOR | 2 |
| 4TH FLOOR | 2 |
| 5TH FLOOR | 2 |
| 6TH FLOOR | 2 |
| 7TH FLOOR | 2 |
| 8TH FLOOR | 2 |
| 9TH FLOOR | 0 |
| 10TH FLOOR | 0 |
| TOTAL | 16 |

- LEVEL 8
1038' - 0"
- LEVEL 7
1028' - 0"
- LEVEL 6
1018' - 0"
- LEVEL 5
1008' - 0"
- LEVEL 4
998' - 0"
- LEVEL 3
988' - 0"
- LEVEL 2
978' - 0"
- LEVEL 1
968' - 0"



| REV. | DESCRIPTION | DATE |
|------|--------------|----------|
| A | 1ST REVISION | 10/24/18 |
| B | 2ND REVISION | 12/18/18 |

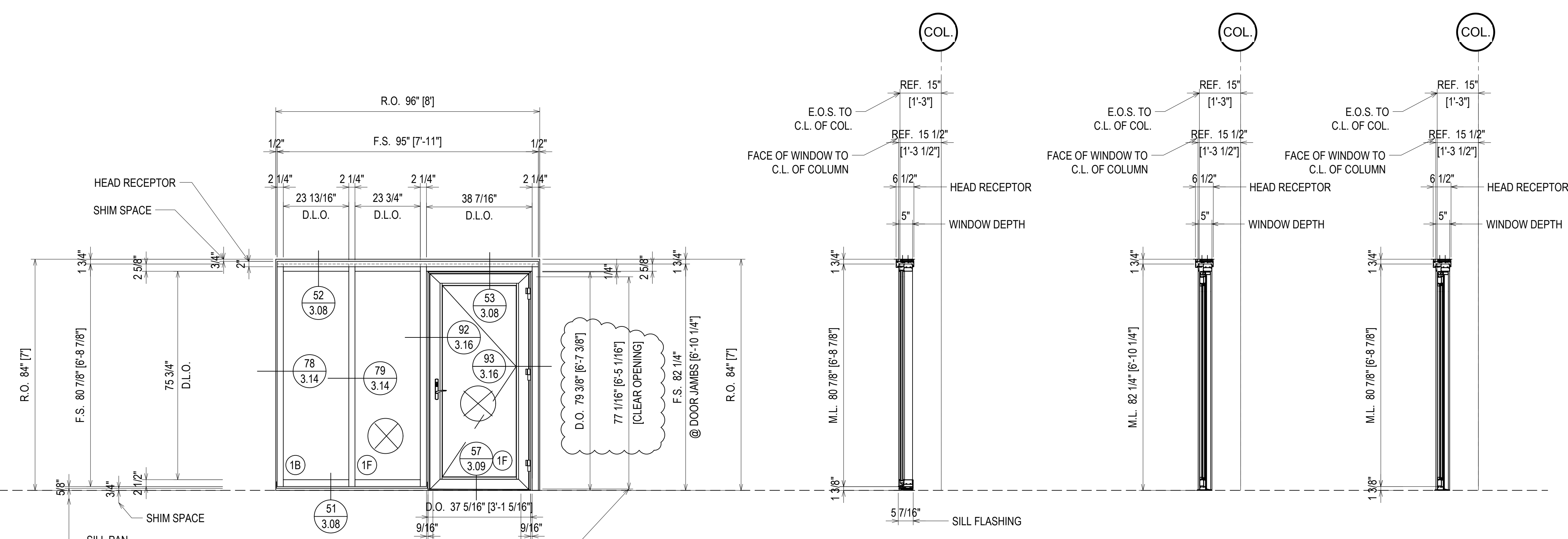
CAMPERDOWN APARTMENTS
 GREENVILLE, SC 29602



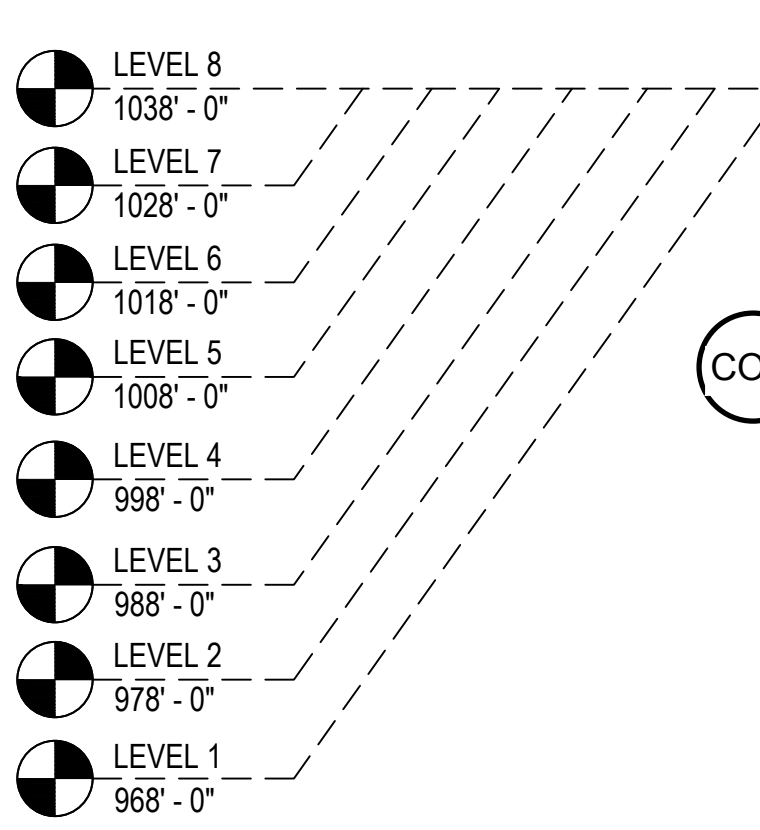
| DESIGNED BY | DATE |
|-------------|----------|
| CW | 09.24.18 |
| APPROVED BY | DATE |
| PA | 09.24.18 |
| SCALE | FILE NO. |
| AS NOTED | |

2.20

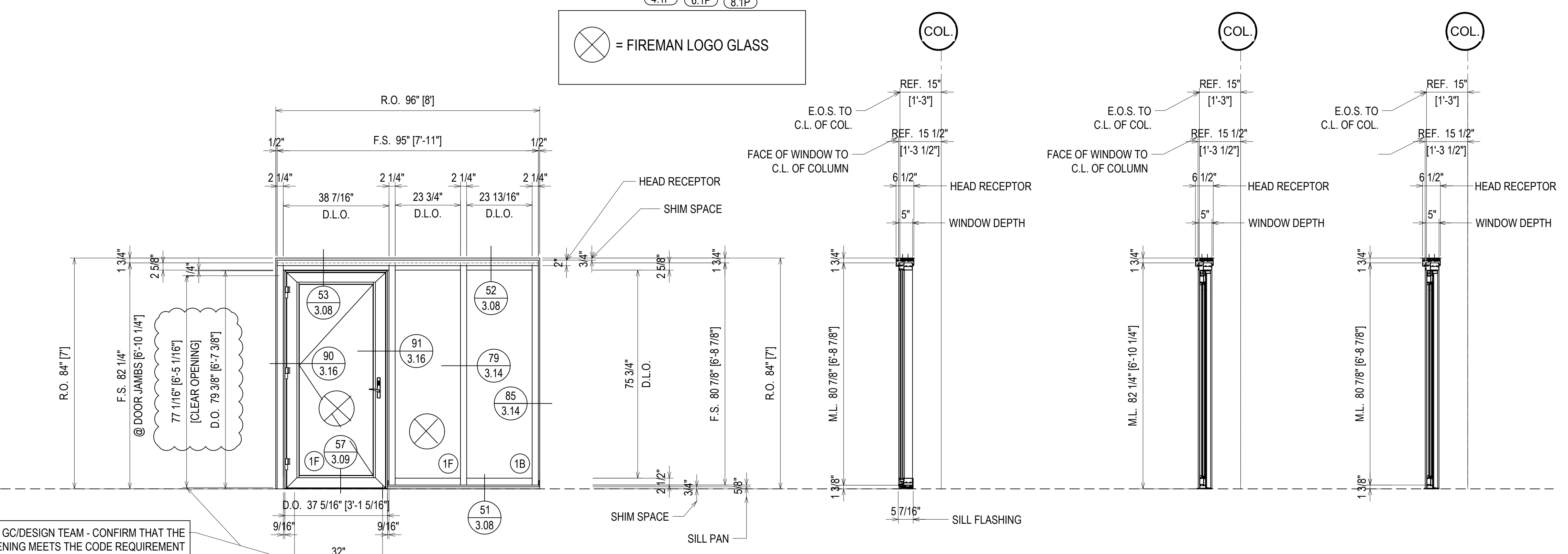
| QUANTITY BD2 OPP. | |
|-------------------|----------|
| FLOOR | QUANTITY |
| PLAZA LEVEL | 0 |
| 1ST FLOOR | 3 |
| 2ND FLOOR | 4 |
| 3RD FLOOR | 3 |
| 4TH FLOOR | 3 |
| 5TH FLOOR | 4 |
| 6TH FLOOR | 4 |
| 7TH FLOOR | 4 |
| 8TH FLOOR | 3 |
| 9TH FLOOR | 1 |
| 10TH FLOOR | 1 |
| TOTAL | 30 |



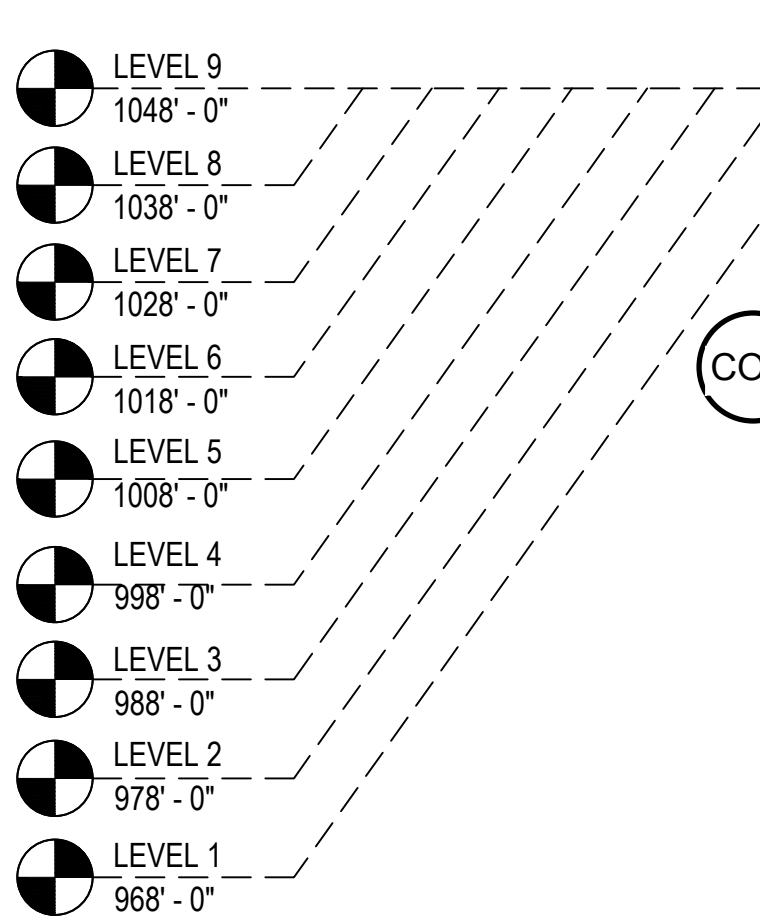
ELEVATION BD2 OPP.
 SCALE: 1/2" = 1'-0"
 KAWNEER FG-501T 2 1/4" X 5"
 WINDOW WALL SYSTEM (EXTERIOR INSTALLED)
 1" INSULATED GLASS - FRONT SET
 KAWNEER 2000T TERRACE DOORS
 QUANTITY: 30



| QUANTITY BD2 | |
|--------------|----------|
| FLOOR | QUANTITY |
| PLAZA LEVEL | 0 |
| 1ST FLOOR | 2 |
| 2ND FLOOR | 3 |
| 3RD FLOOR | 3 |
| 4TH FLOOR | 3 |
| 5TH FLOOR | 3 |
| 6TH FLOOR | 3 |
| 7TH FLOOR | 3 |
| 8TH FLOOR | 3 |
| 9TH FLOOR | 1 |
| 10TH FLOOR | 0 |
| TOTAL | 24 |



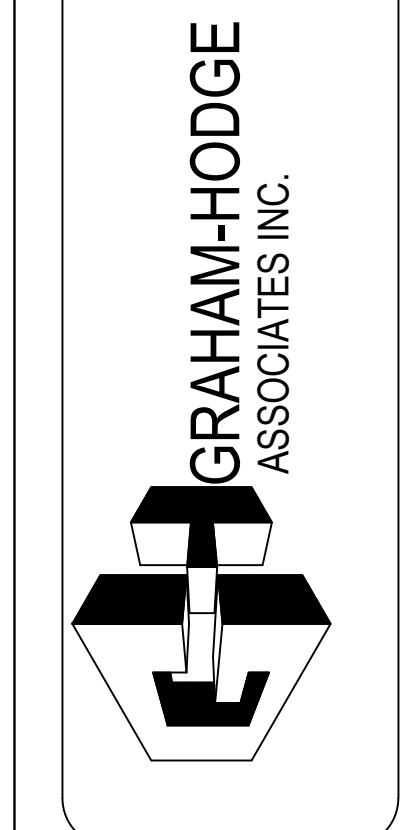
ELEVATION BD2
 SCALE: 1/2" = 1'-0"
 KAWNEER FG-501T 2 1/4" X 5"
 WINDOW WALL SYSTEM (EXTERIOR INSTALLED)
 1" INSULATED GLASS - FRONT SET
 KAWNEER 2000T TERRACE DOORS
 QUANTITY: 24



ERECTOR / G.C. NOTE:
 PLEASE FIELD VERIFY ALL DIMENSIONS

| REV. | DESCRIPTION | DATE |
|------|--------------|----------|
| A | 1ST REVISION | 10/22/18 |
| B | 2ND REVISION | 12/18/18 |

CAMPERDOWN APARTMENTS
 GREENVILLE, SC 29602

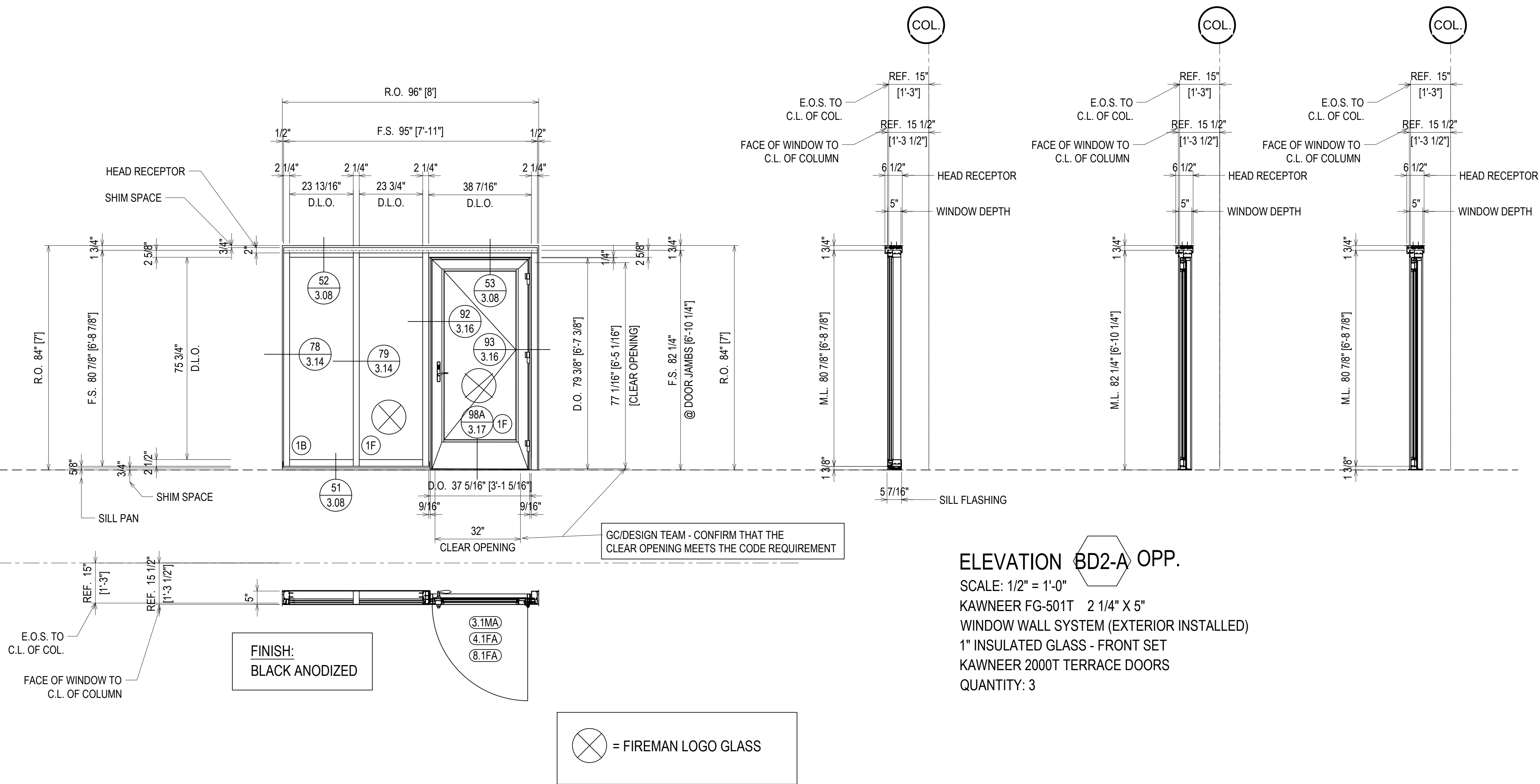


| DRAWN BY | DATE |
|-------------|----------|
| CW | 09.24.18 |
| APPROVED BY | DATE |
| PA | 09.24.18 |
| SCALE | FILE NO |
| AS NOTED | |

2.21

| QUANTITY BD2 OPP. | |
|-------------------|----------|
| FLOOR | QUANTITY |
| PLAZA LEVEL | 0 |
| 1ST FLOOR | 0 |
| 2ND FLOOR | 0 |
| 3RD FLOOR | 1 |
| 4TH FLOOR | 1 |
| 5TH FLOOR | 0 |
| 6TH FLOOR | 0 |
| 7TH FLOOR | 0 |
| 8TH FLOOR | 1 |
| 9TH FLOOR | 0 |
| 10TH FLOOR | 0 |
| TOTAL | 3 |


- LEVEL 8
1038' - 0"
- LEVEL 4
998' - 0"
- LEVEL 3
988' - 0"



ELEVATION BD2-A OPP.
 SCALE: 1/2" = 1'-0"
 KAWNEER FG-501T 2 1/4" X 5"
 WINDOW WALL SYSTEM (EXTERIOR INSTALLED)
 1" INSULATED GLASS - FRONT SET
 KAWNEER 2000T TERRACE DOORS
 QUANTITY: 3

| REV. | DESCRIPTION | DATE |
|------|--------------|----------|
| A | 1ST REVISION | 10/29/18 |
| B | 2ND REVISION | 12/19/18 |

CAMPERDOWN APARTMENTS
 GREENVILLE, SC 29602




| | |
|-------------------|------------------|
| DRAWN BY CW | DATE 09.24.18 |
| APPROVED BY PA | DATE 09.24.18 |
| SCALE AS NOTED | FILE NO. |

ERECTOR / G.C. NOTE:
 PLEASE FIELD VERIFY ALL DIMENSIONS

2.21A

| | |
|-------------|------------------------------|
| DATE | 10/23/18 |
| DESCRIPTION | 1ST REVISION 2ND REVISION |
| REV. | A B |

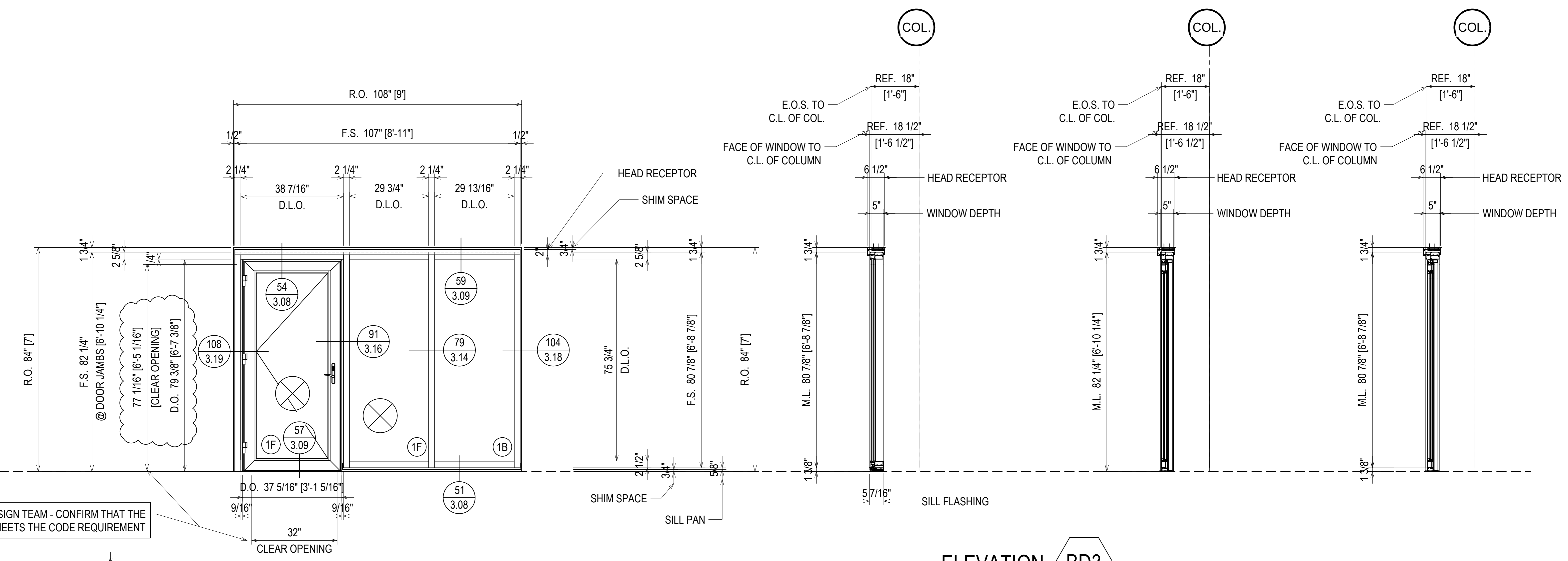
CAMPERDOWN APARTMENTS
GREENVILLE, SC 29602



| | |
|-------------|----------|
| DRAWN BY | DATE |
| CW | 09.24.18 |
| APPROVED BY | SHEET |
| PA | 09.24.18 |
| SCALE | AS NOTED |
| FILE NO. | |

= FIREMAN LOGO GLASS

| QUANTITY BD3 | |
|--------------|----------|
| FLOOR | QUANTITY |
| PLAZA LEVEL | 0 |
| 1ST FLOOR | 1 |
| 2ND FLOOR | 1 |
| 3RD FLOOR | 1 |
| 4TH FLOOR | 1 |
| 5TH FLOOR | 1 |
| 6TH FLOOR | 1 |
| 7TH FLOOR | 1 |
| 8TH FLOOR | 1 |
| 9TH FLOOR | 1 |
| 10TH FLOOR | 1 |
| TOTAL | 10 |



- LEVEL 10
1058' - 0"
- LEVEL 9
1048' - 0"
- LEVEL 8
1038' - 0"
- LEVEL 7
1028' - 0"
- LEVEL 6
1018' - 0"
- LEVEL 5
1008' - 0"
- LEVEL 4
998' - 0"
- LEVEL 3
988' - 0"
- LEVEL 2
978' - 0"
- LEVEL 1
968' - 0"

ELEVATION BD3

SCALE: 1/2" = 1'-0"
KAWNEER FG-501T 2 1/4" X 5"
WINDOW WALL SYSTEM (EXTERIOR INSTALLED)
1" INSULATED GLASS - FRONT SET
KAWNEER 2000T TERRACE DOORS
QUANTITY: 10

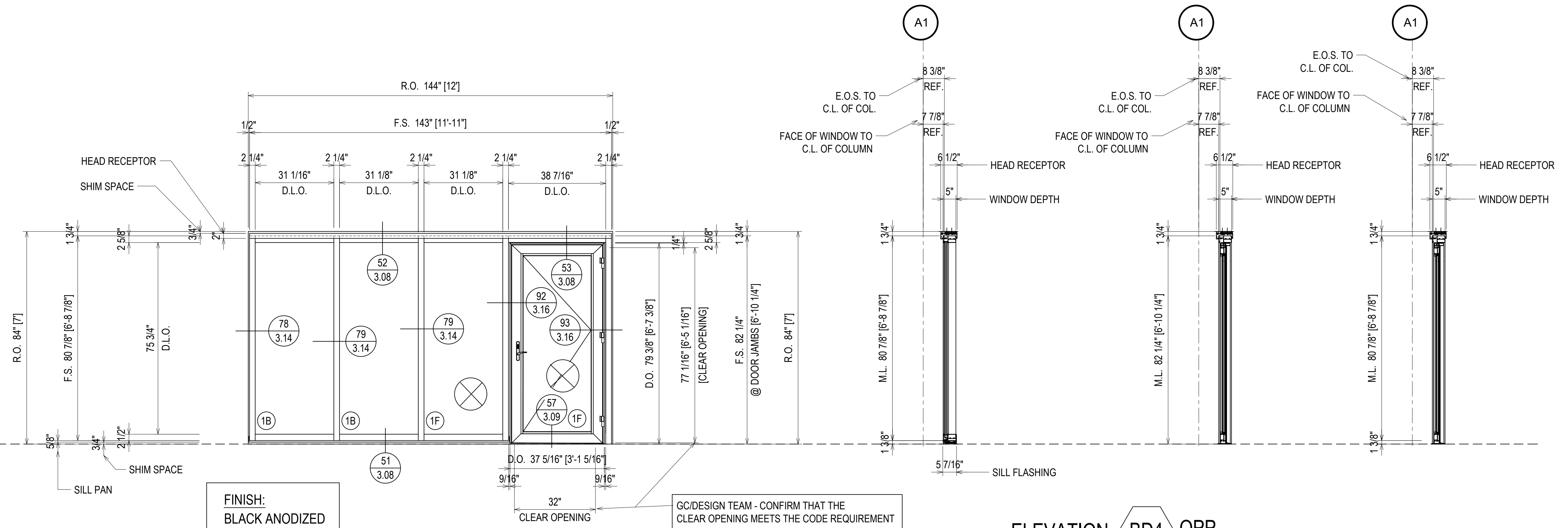
- 1.1G 6.1G
- 2.1G 7.1G
- 3.1G 8.1G
- 4.1G 9.1G
- 5.1G 10.1G

FINISH:
BLACK ANODIZED

ERECTOR / G.C. NOTE:
PLEASE FIELD VERIFY ALL DIMENSIONS

| QUANTITY BD4 OPP. | |
|-------------------|----------|
| FLOOR | QUANTITY |
| PLAZA LEVEL | 0 |
| 1ST FLOOR | 1 |
| 2ND FLOOR | 1 |
| 3RD FLOOR | 1 |
| 4TH FLOOR | 1 |
| 5TH FLOOR | 0 |
| 6TH FLOOR | 0 |
| 7TH FLOOR | 0 |
| 8TH FLOOR | 0 |
| 9TH FLOOR | 0 |
| 10TH FLOOR | 0 |
| TOTAL | 4 |

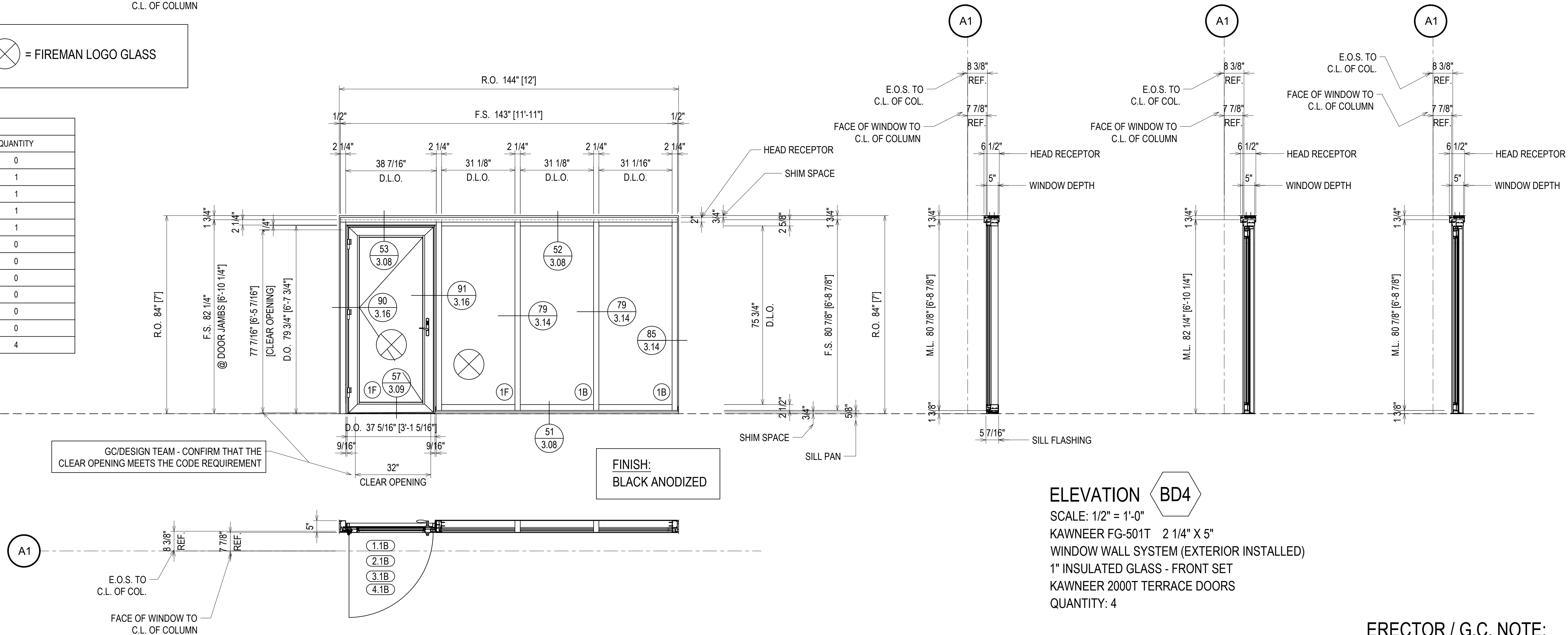
- LEVEL 4
998' - 0"
- LEVEL 3
988' - 0"
- LEVEL 2
978' - 0"
- LEVEL 1
968' - 0"



⊗ = FIREMAN LOGO GLASS

| QUANTITY BD4 | |
|--------------|----------|
| FLOOR | QUANTITY |
| PLAZA LEVEL | 0 |
| 1ST FLOOR | 1 |
| 2ND FLOOR | 1 |
| 3RD FLOOR | 1 |
| 4TH FLOOR | 1 |
| 5TH FLOOR | 0 |
| 6TH FLOOR | 0 |
| 7TH FLOOR | 0 |
| 8TH FLOOR | 0 |
| 9TH FLOOR | 0 |
| 10TH FLOOR | 0 |
| TOTAL | 4 |


- LEVEL 4
998' - 0"
- LEVEL 3
988' - 0"
- LEVEL 2
978' - 0"
- LEVEL 1
968' - 0"



ERECTOR / G.C. NOTE:
 PLEASE FIELD VERIFY ALL DIMENSIONS

| REV. | DESCRIPTION | DATE |
|------|--------------|----------|
| A | 1ST REVISION | 10/29/18 |
| B | 2ND REVISION | 12/18/18 |

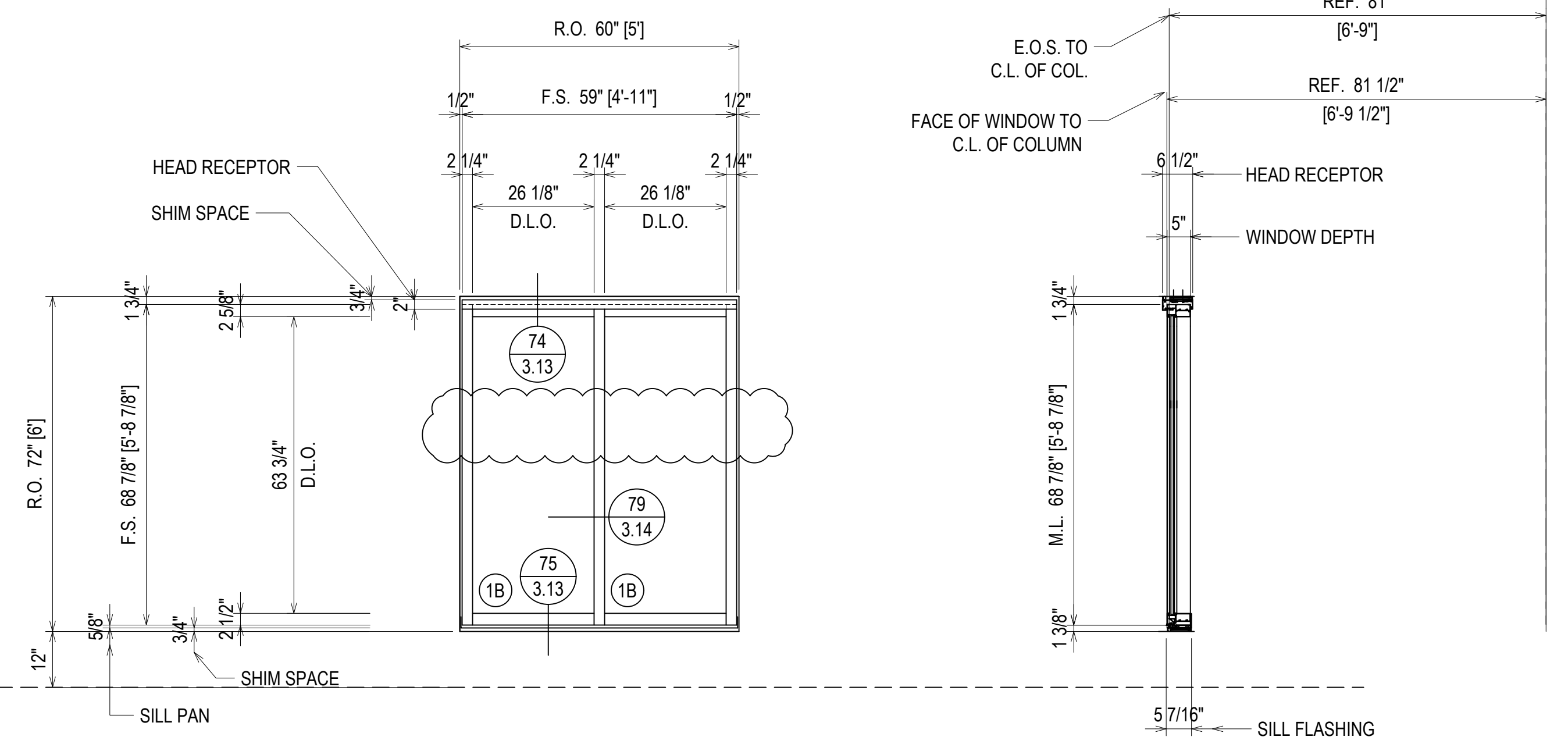
CAMPERDOWN APARTMENTS
 GREENVILLE, SC 29602



| | |
|-----------------|----------------|
| DRAWN BY: CW | DATE: 09.24.18 |
| APPROVED BY: PA | DATE: 09.24.18 |
| SCALE: AS NOTED | FILE NO: |

2.23


| QUANTITY C1W | |
|--------------|----------|
| FLOOR | QUANTITY |
| PLAZA LEVEL | 0 |
| 1ST FLOOR | 4 |
| 2ND FLOOR | 4 |
| 3RD FLOOR | 4 |
| 4TH FLOOR | 4 |
| 5TH FLOOR | 4 |
| 6TH FLOOR | 4 |
| 7TH FLOOR | 4 |
| 8TH FLOOR | 4 |
| 9TH FLOOR | 4 |
| 10TH FLOOR | 4 |
| TOTAL | 40 |



- LEVEL 10 1058' - 0"
- LEVEL 9 1048' - 0"
- LEVEL 8 1038' - 0"
- LEVEL 7 1028' - 0"
- LEVEL 6 1018' - 0"
- LEVEL 5 1008' - 0"
- LEVEL 4 998' - 0"
- LEVEL 3 988' - 0"
- LEVEL 2 978' - 0"
- LEVEL 1 968' - 0"

FINISH:
CLEAR ANODIZED

ELEVATION C1W
 SCALE: 1/2" = 1'-0"
 KAWNEER FG-501T 2 1/4" X 5"
 WINDOW WALL SYSTEM (EXTERIOR INSTALLED)
 1" INSULATED GLASS - FRONT SET
 QUANTITY: 40



NOT USED

ELEVATION **C2W**

SCALE: 1/2" = 1'-0"

KAWNEER FG-501T 2 1/4" X 5"

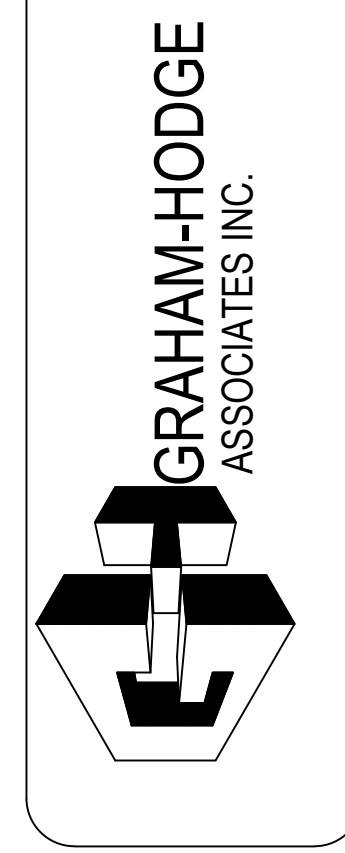
WINDOW WALL SYSTEM (EXTERIOR INSTALLED)

1" INSULATED GLASS - FRONT SET

QUANTITY: 0

| DATE | DESCRIPTION |
|----------|--------------|
| 10/22/18 | 1ST REVISION |
| 12/19/18 | 2ND REVISION |

CAMPERDOWN APARTMENTS
 GREENVILLE, SC 29602



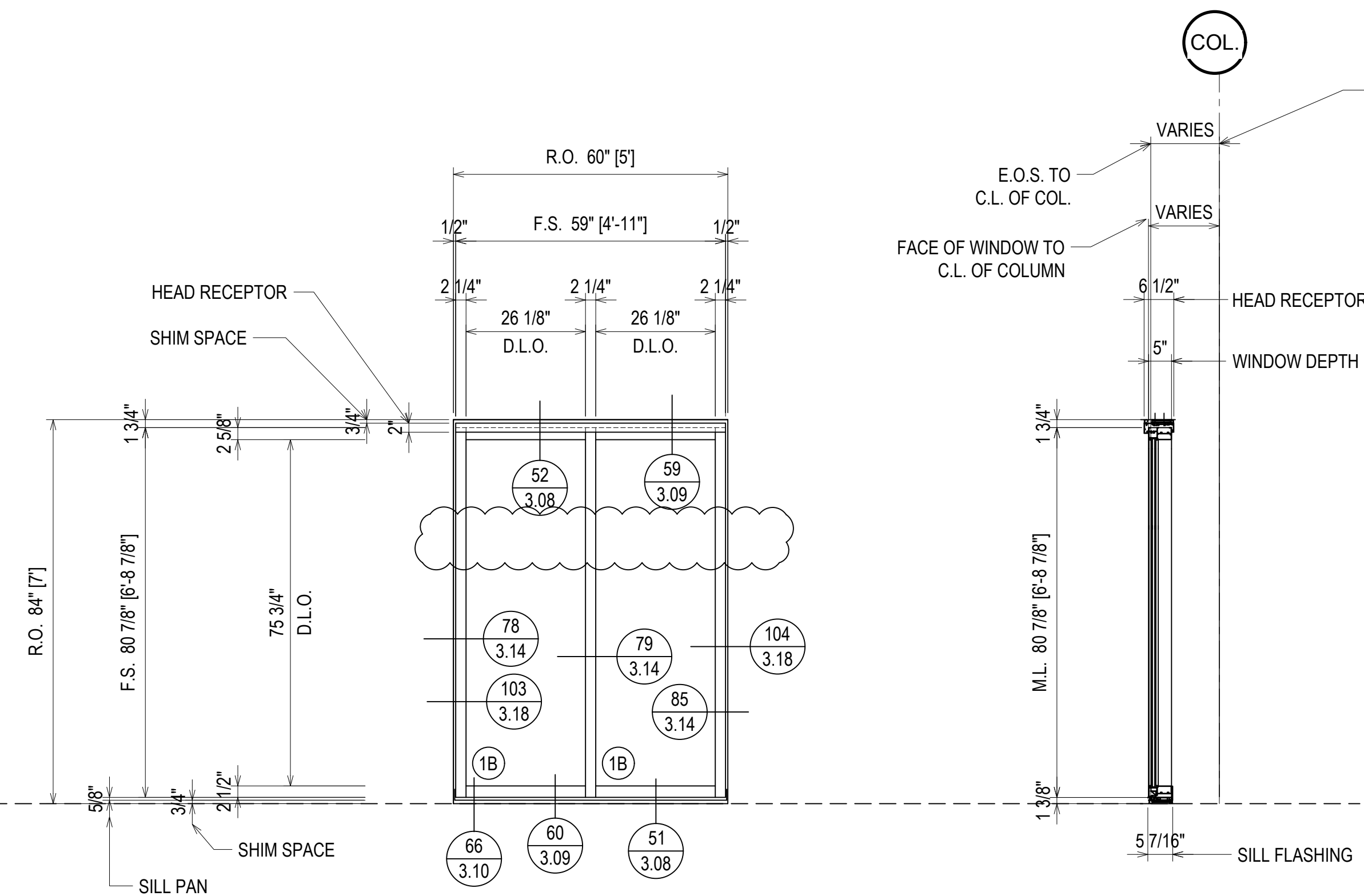
| DATE | FILE NO. |
|----------|----------|
| 09.24.18 | AS NOTED |

ERECTOR / G.C. NOTE:
PLEASE FIELD VERIFY ALL DIMENSIONS

2.24

| QUANTITY D1 | |
|-------------|----------|
| FLOOR | QUANTITY |
| PLAZA LEVEL | 0 |
| 1ST FLOOR | 14 |
| 2ND FLOOR | 16 |
| 3RD FLOOR | 10 |
| 4TH FLOOR | 10 |
| 5TH FLOOR | 2 |
| 6TH FLOOR | 5 |
| 7TH FLOOR | 7 |
| 8TH FLOOR | 7 |
| 9TH FLOOR | 1 |
| 10TH FLOOR | 1 |
| TOTAL | 73 |

- LEVEL 10
1058' - 0"
- LEVEL 9
1048' - 0"
- LEVEL 8
1038' - 0"
- LEVEL 7
1028' - 0"
- LEVEL 6
1018' - 0"
- LEVEL 5
1008' - 0"
- LEVEL 4
998' - 0"
- LEVEL 3
988' - 0"
- LEVEL 2
978' - 0"
- LEVEL 1
968' - 0"



FINISH:
BLACK ANODIZED

ELEVATION D1

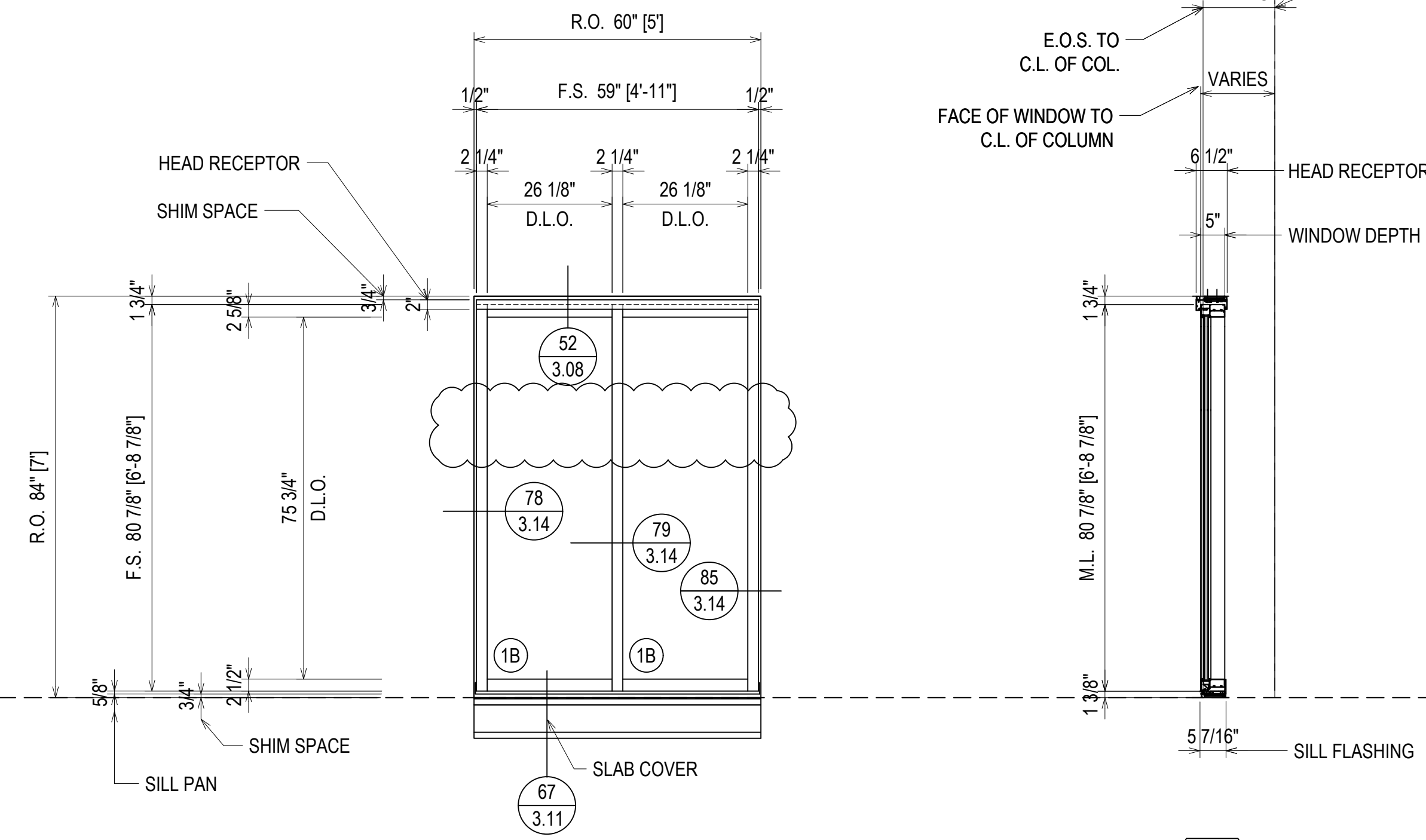
SCALE: 1/2" = 1'-0"
KAWNEER FG-501T 2 1/4" X 5"
WINDOW WALL SYSTEM (EXTERIOR INSTALLED)
1" INSULATED GLASS - FRONT SET
QUANTITY: 73

⊗ = FIREMAN LOGO GLASS

ERECTOR NOTE: THE C.L. OF COL. REFERENCE DIMENSION VARIES ON THIS WINDOW. THE INTENT IS TO HAVE THE WINDOW SET AT 1/2" PROUD OF THE METAL FRAMING IN AN EFFORT TO ALLOW SEALANT JOINT TO ADHERE TO THE WATER PROOFING MEMBRANE.

| QUANTITY D1A | |
|--------------|----------|
| FLOOR | QUANTITY |
| PLAZA LEVEL | 0 |
| 1ST FLOOR | 0 |
| 2ND FLOOR | 0 |
| 3RD FLOOR | 3 |
| 4TH FLOOR | 6 |
| 5TH FLOOR | 3 |
| 6TH FLOOR | 6 |
| 7TH FLOOR | 0 |
| 8TH FLOOR | 4 |
| 9TH FLOOR | 0 |
| 10TH FLOOR | 0 |
| TOTAL | 22 |

- LEVEL 8
1038' - 0"
- LEVEL 6
1018' - 0"
- LEVEL 5
1008' - 0"
- LEVEL 4
998' - 0"
- LEVEL 3
988' - 0"



FINISH:
BLACK ANODIZED


ELEVATION D1A

SCALE: 1/2" = 1'-0"
KAWNEER FG-501T 2 1/4" X 5"
WINDOW WALL SYSTEM (EXTERIOR INSTALLED)
1" INSULATED GLASS - FRONT SET
QUANTITY: 22

ERECTOR NOTE: THE C.L. OF COL. REFERENCE DIMENSION VARIES ON THIS WINDOW. THE INTENT IS TO HAVE THE WINDOW SET AT 1/2" PROUD OF THE METAL FRAMING IN AN EFFORT TO ALLOW SEALANT JOINT TO ADHERE TO THE WATER PROOFING MEMBRANE.

| DATE | DESCRIPTION |
|----------|--------------|
| 10/20/18 | 1ST REVISION |
| 12/18/18 | 2ND REVISION |

CAMPERDOWN APARTMENTS
GREENVILLE, SC 29602

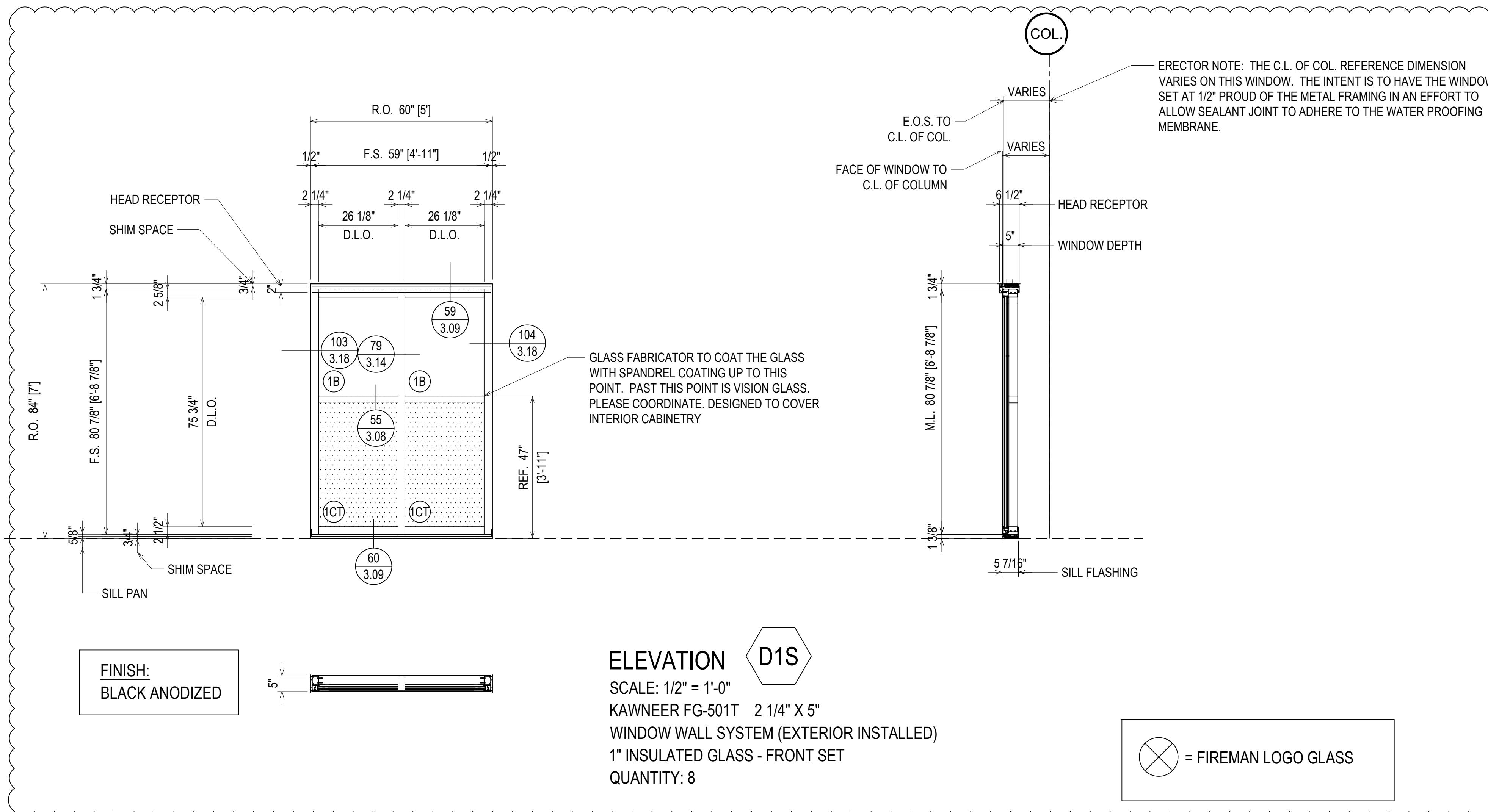
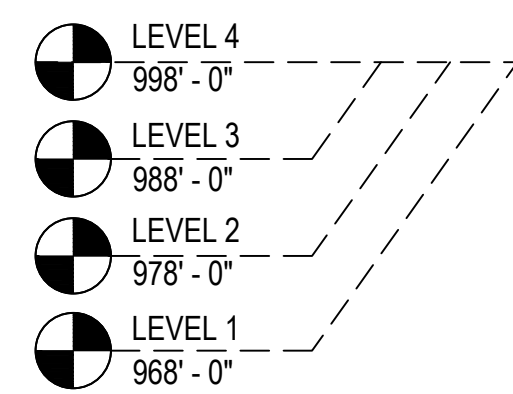


| DRAWN BY | DATE |
|-------------|----------|
| CW | 09.24.18 |
| APPROVED BY | DATE |
| PA | 09.24.18 |
| SCALE | FILE NO. |
| AS NOTED | |

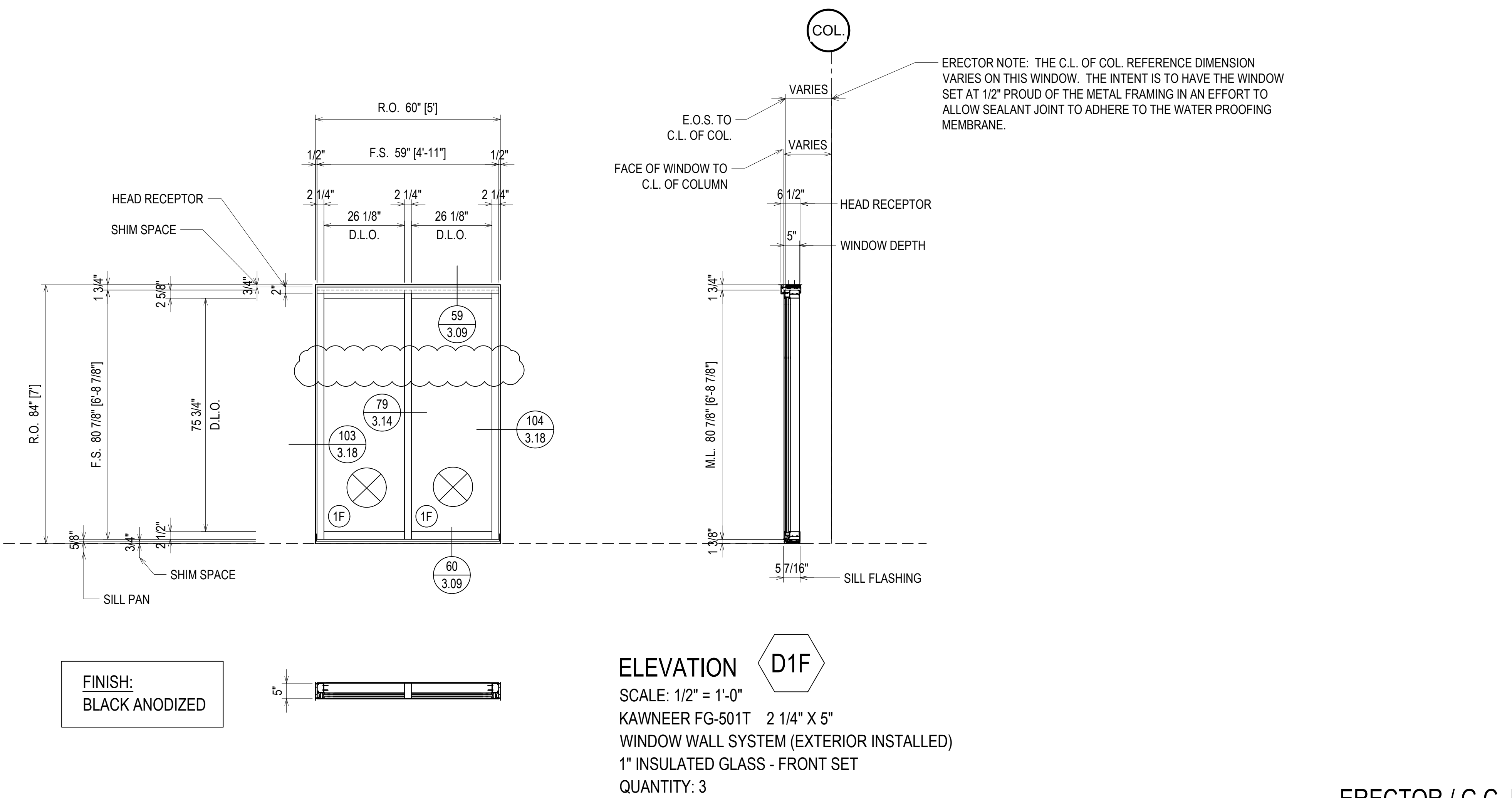
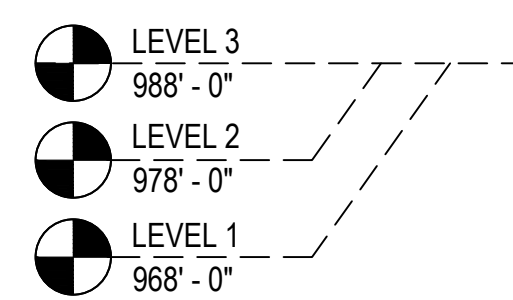
ERECTOR / G.C. NOTE:
PLEASE FIELD VERIFY ALL DIMENSIONS

2.25

| QUANTITY D1S | |
|--------------|----------|
| FLOOR | QUANTITY |
| PLAZA LEVEL | 0 |
| 1ST FLOOR | 2 |
| 2ND FLOOR | 2 |
| 3RD FLOOR | 2 |
| 4TH FLOOR | 2 |
| 5TH FLOOR | 0 |
| 6TH FLOOR | 0 |
| 7TH FLOOR | 0 |
| 8TH FLOOR | 0 |
| 9TH FLOOR | 0 |
| 10TH FLOOR | 0 |
| TOTAL | 8 |




| QUANTITY D1F | |
|--------------|----------|
| FLOOR | QUANTITY |
| PLAZA LEVEL | 0 |
| 1ST FLOOR | 0 |
| 2ND FLOOR | 1 |
| 3RD FLOOR | 1 |
| 4TH FLOOR | 1 |
| 5TH FLOOR | 0 |
| 6TH FLOOR | 0 |
| 7TH FLOOR | 0 |
| 8TH FLOOR | 0 |
| 9TH FLOOR | 0 |
| 10TH FLOOR | 0 |
| TOTAL | 3 |



| DATE | DESCRIPTION |
|----------|--------------|
| 10/22/18 | 1ST REVISION |
| 12/18/18 | 2ND REVISION |

| REV. | A | B |
|------|---|---|
| | | |

CAMPERDOWN APARTMENTS
 GREENVILLE, SC 29602



| DRAWN BY | DATE |
|-------------|----------|
| CW | 09.24.18 |
| APPROVED BY | DATE |
| PA | 09.24.18 |
| SCALE | FILE NO. |
| AS NOTED | |

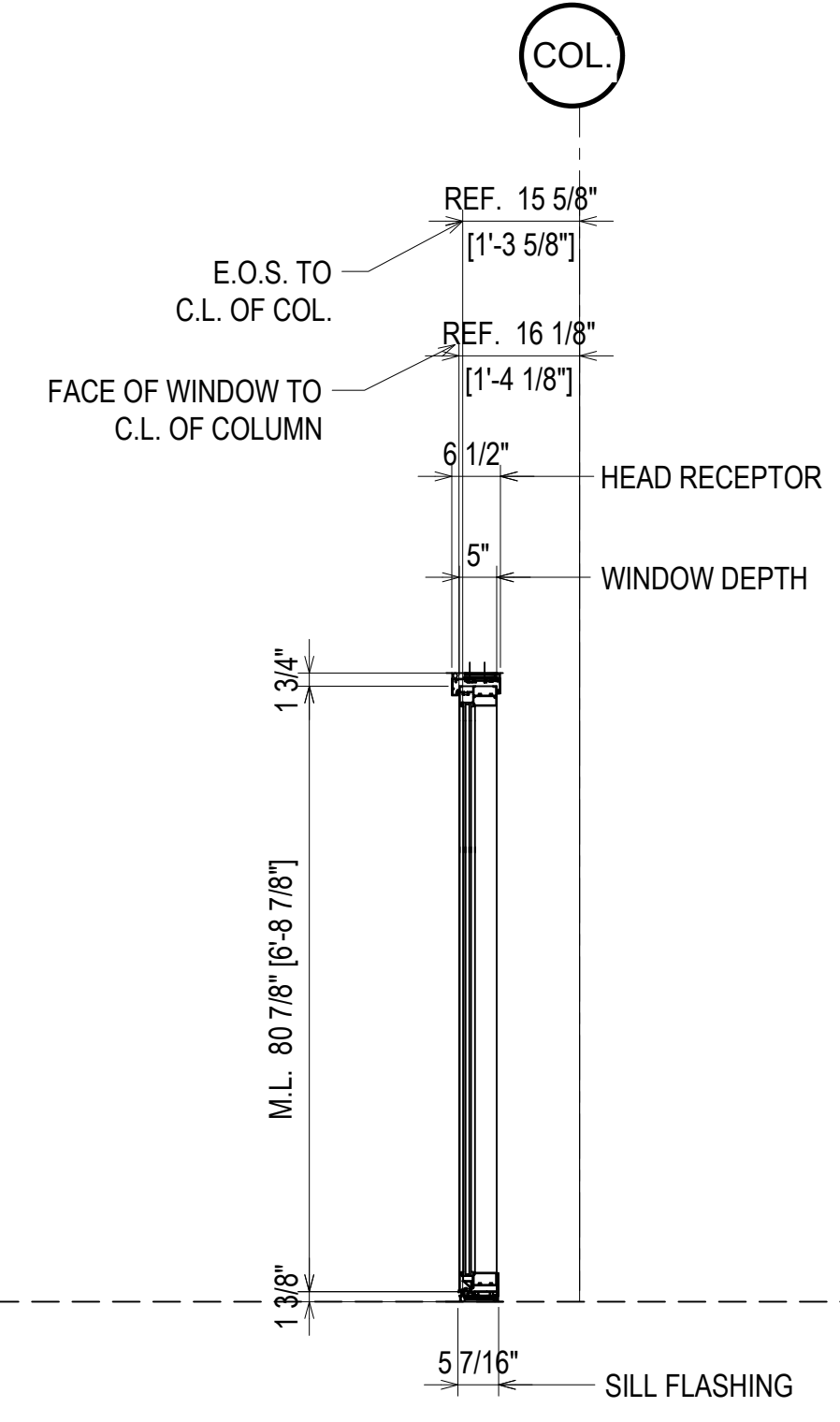
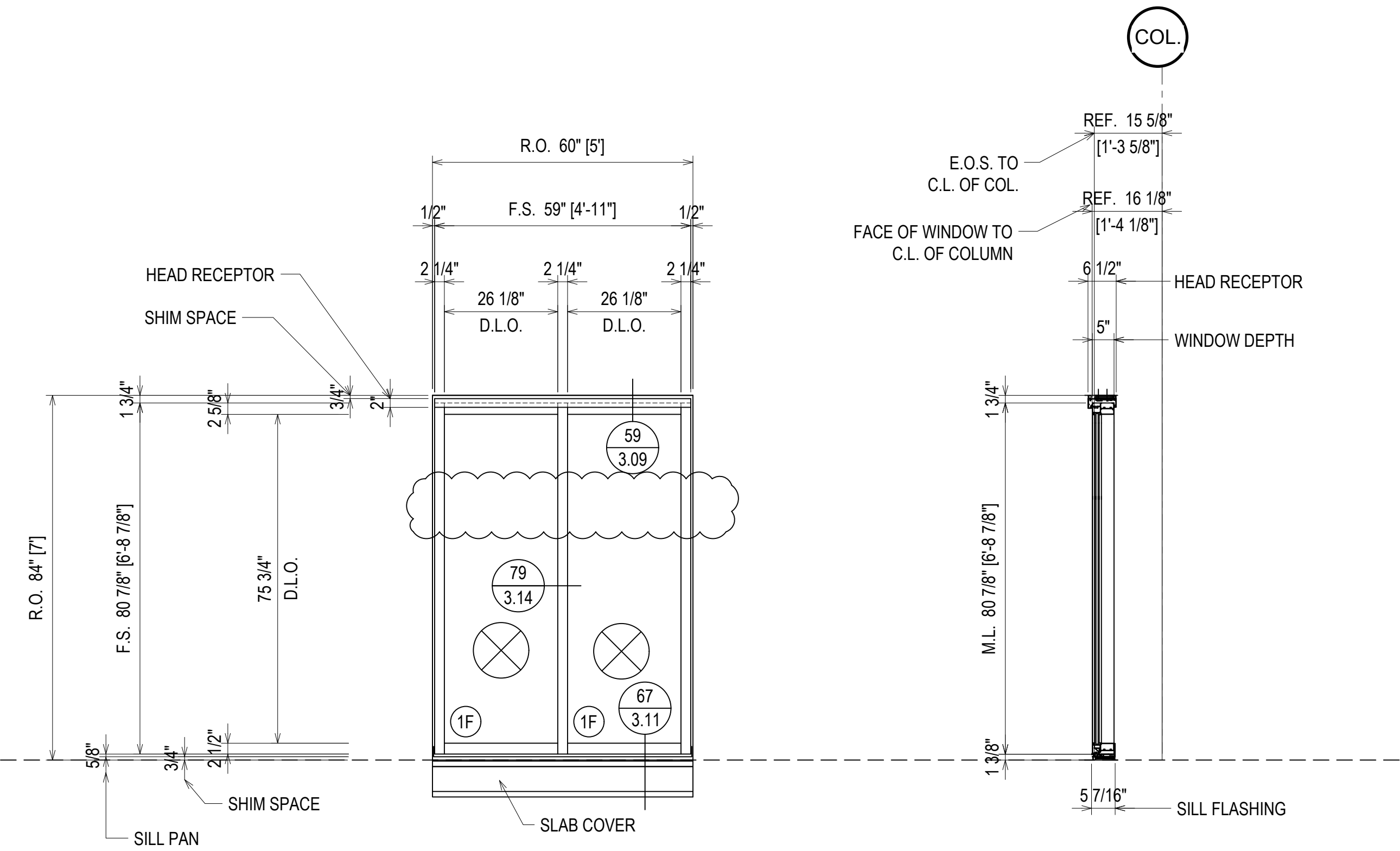
ERECTOR / G.C. NOTE:
 PLEASE FIELD VERIFY ALL DIMENSIONS

2.26

| QUANTITY D1AF | |
|---------------|----------|
| FLOOR | QUANTITY |
| PLAZA LEVEL | 0 |
| 1ST FLOOR | 0 |
| 2ND FLOOR | 0 |
| 3RD FLOOR | 0 |
| 4TH FLOOR | 0 |
| 5TH FLOOR | 0 |
| 6TH FLOOR | 1 |
| 7TH FLOOR | 0 |
| 8TH FLOOR | 1 |
| 9TH FLOOR | 0 |
| 10TH FLOOR | 0 |
| TOTAL | 2 |

LEVEL 8
1038'-0"

LEVEL 6
1018'-0"



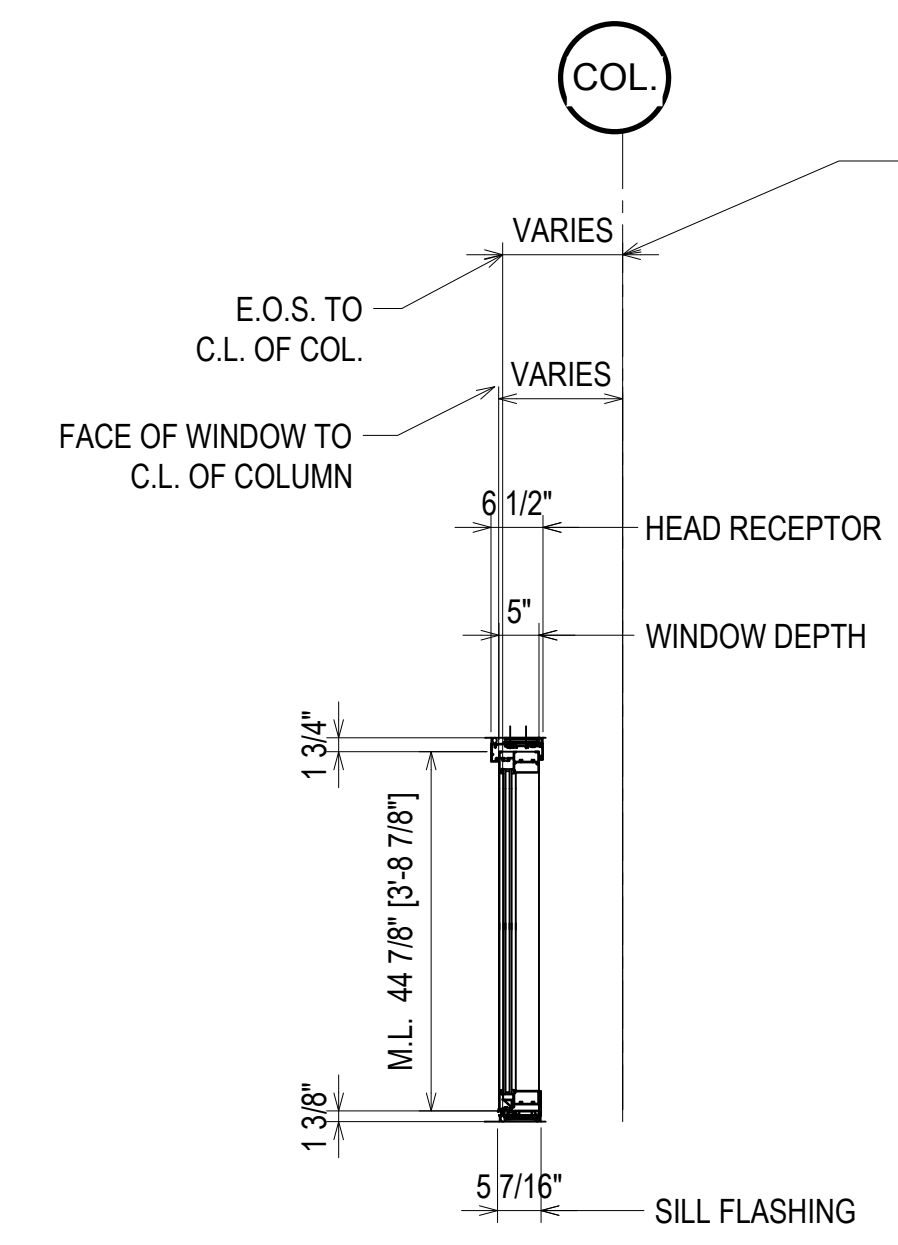
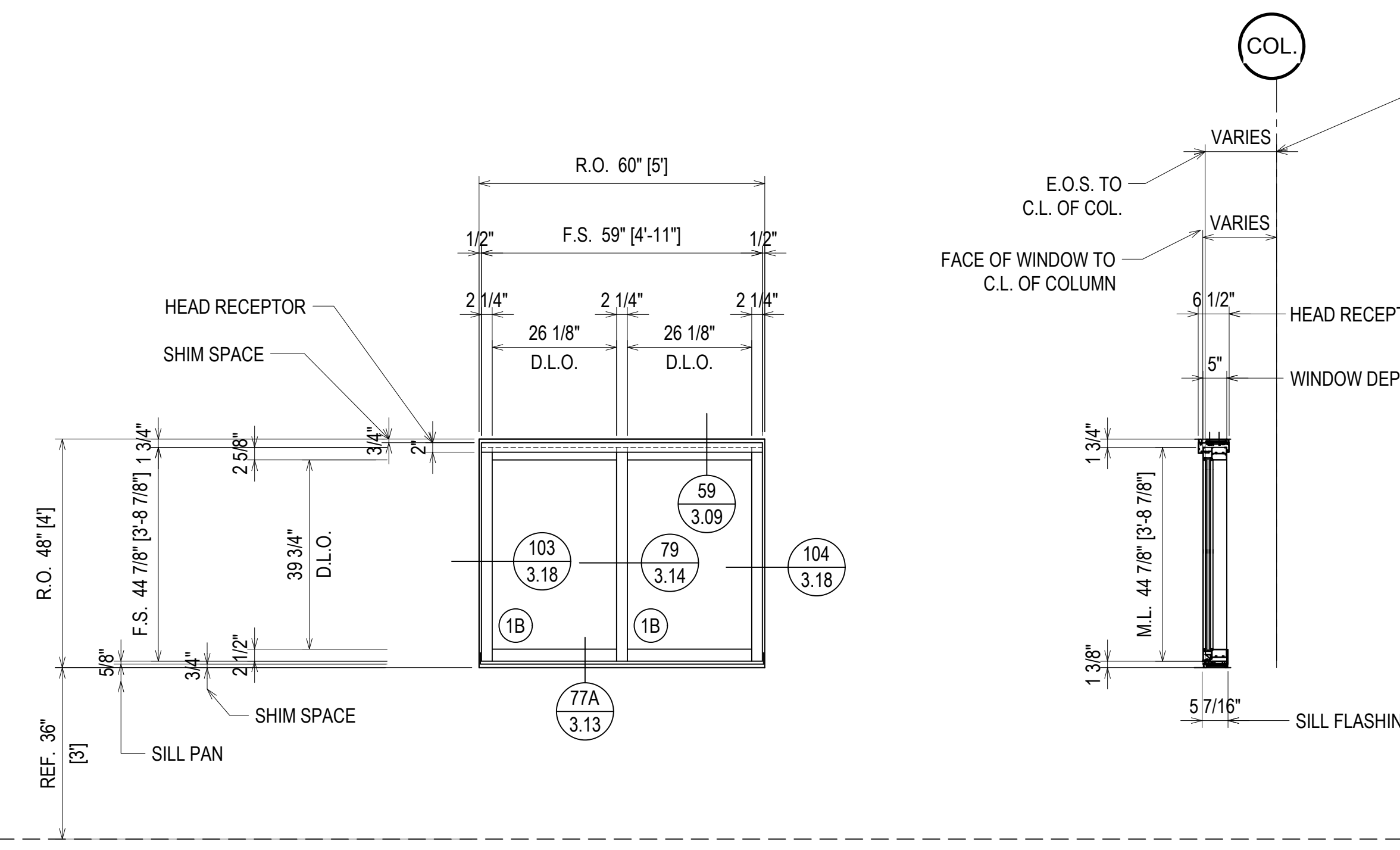
⊗ = FIREMAN LOGO GLASS

FINISH:
BLACK ANODIZED

ELEVATION D1AF
SCALE: 1/2" = 1'-0"
KAWNEER FG-501T 2 1/4" X 5"
WINDOW WALL SYSTEM (EXTERIOR INSTALLED)
1" INSULATED GLASS - FRONT SET
QUANTITY: 2

| QUANTITY D3 | |
|-------------|----------|
| FLOOR | QUANTITY |
| PLAZA LEVEL | 0 |
| 1ST FLOOR | 2 |
| 2ND FLOOR | 0 |
| 3RD FLOOR | 0 |
| 4TH FLOOR | 0 |
| 5TH FLOOR | 0 |
| 6TH FLOOR | 0 |
| 7TH FLOOR | 0 |
| 8TH FLOOR | 0 |
| 9TH FLOOR | 0 |
| 10TH FLOOR | 0 |
| TOTAL | 2 |

LEVEL 1
968'-0"



ERECTOR NOTE: THE C.L. OF COL. REFERENCE DIMENSION VARIES ON THIS WINDOW. THE INTENT IS TO HAVE THE WINDOW SET AT 1/2" PROUD OF THE METAL FRAMING IN AN EFFORT TO ALLOW SEALANT JOINT TO ADHERE TO THE WATER PROOFING MEMBRANE.

FINISH:
BLACK ANODIZED

ELEVATION D3
SCALE: 1/2" = 1'-0"
KAWNEER FG-501T 2 1/4" X 5"
WINDOW WALL SYSTEM (EXTERIOR INSTALLED)
1" INSULATED GLASS - FRONT SET
QUANTITY: 2

ERECTOR / G.C. NOTE:
PLEASE FIELD VERIFY ALL DIMENSIONS

| REV. | DESCRIPTION | DATE |
|------|--------------|----------|
| A | 1ST REVISION | 10/29/18 |
| B | 2ND REVISION | 12/18/18 |

CAMPERDOWN APARTMENTS
GREENVILLE, SC 29602

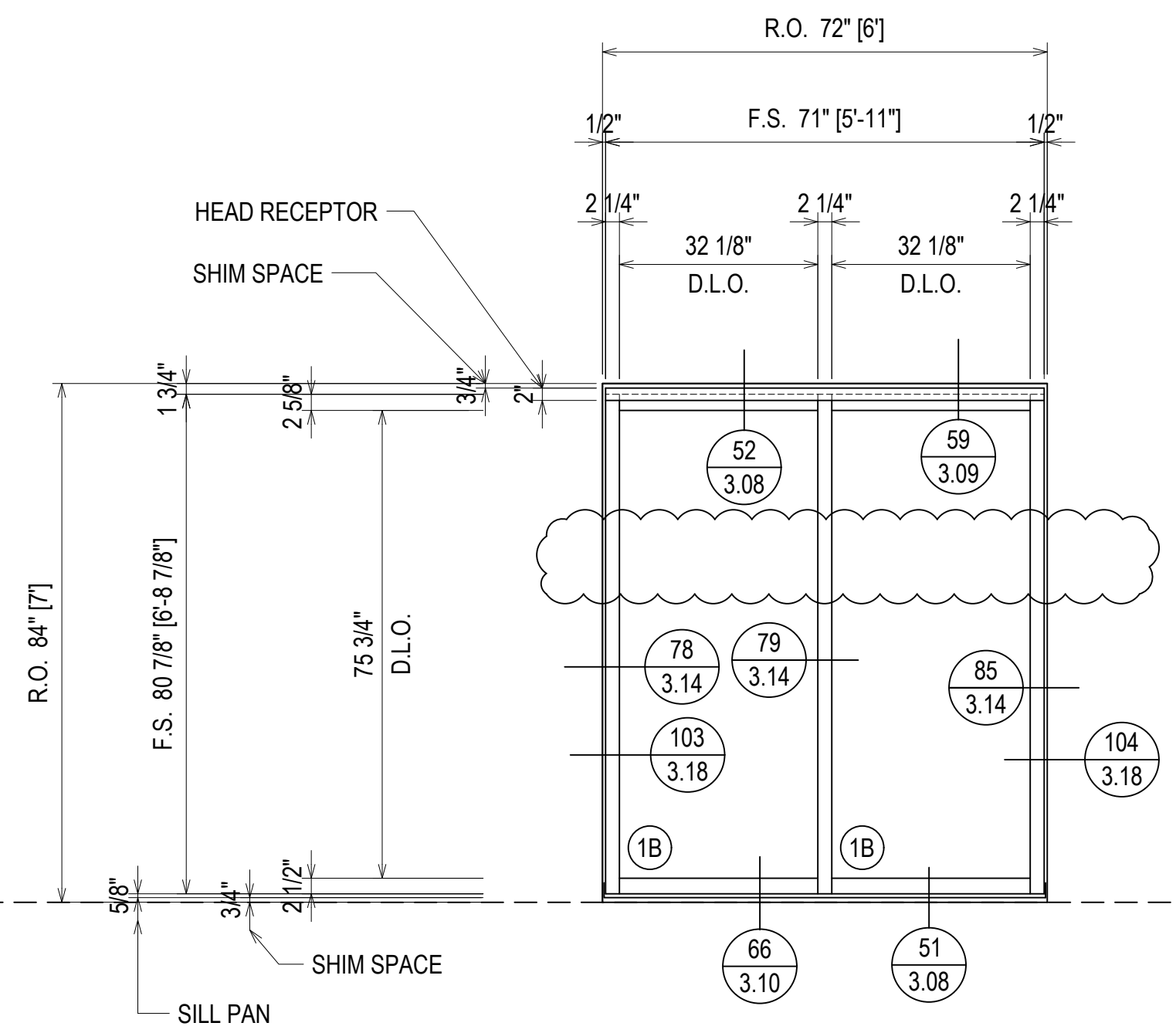


| | |
|-------------------|------------------|
| DRAWN BY CW | DATE 09.24.18 |
| APPROVED BY PA | DATE 09.24.18 |
| SCALE AS NOTED | FILE NO. |

2.27

| QUANTITY E1 | |
|-------------|----------|
| FLOOR | QUANTITY |
| PLAZA LEVEL | 0 |
| 1ST FLOOR | 7 |
| 2ND FLOOR | 9 |
| 3RD FLOOR | 6 |
| 4TH FLOOR | 6 |
| 5TH FLOOR | 3 |
| 6TH FLOOR | 5 |
| 7TH FLOOR | 8 |
| 8TH FLOOR | 8 |
| 9TH FLOOR | 1 |
| 10TH FLOOR | 0 |
| TOTAL | 52 |

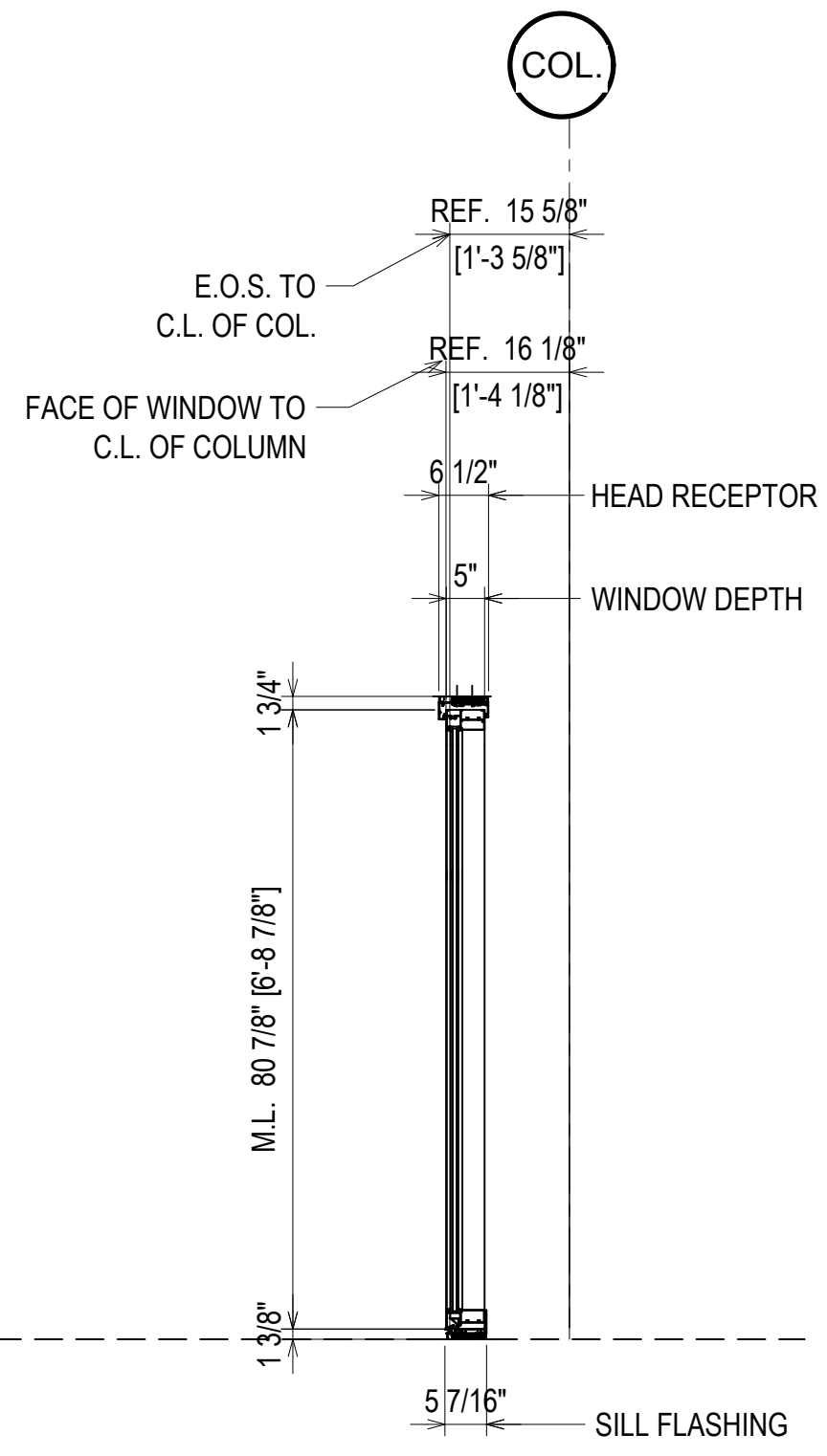
- LEVEL 9
1048'-0"
- LEVEL 8
1038'-0"
- LEVEL 7
1028'-0"
- LEVEL 6
1018'-0"
- LEVEL 5
1008'-0"
- LEVEL 4
998'-0"
- LEVEL 3
988'-0"
- LEVEL 2
978'-0"
- LEVEL 1
968'-0"



FINISH:
BLACK ANODIZED

ELEVATION E1

SCALE: 1/2" = 1'-0"
KAWNEER FG-501T 2 1/4" X 5"
WINDOW WALL SYSTEM (EXTERIOR INSTALLED)
1" INSULATED GLASS - FRONT SET
QUANTITY: 53



FINISH:
BLACK ANODIZED

ELEVATION E1F

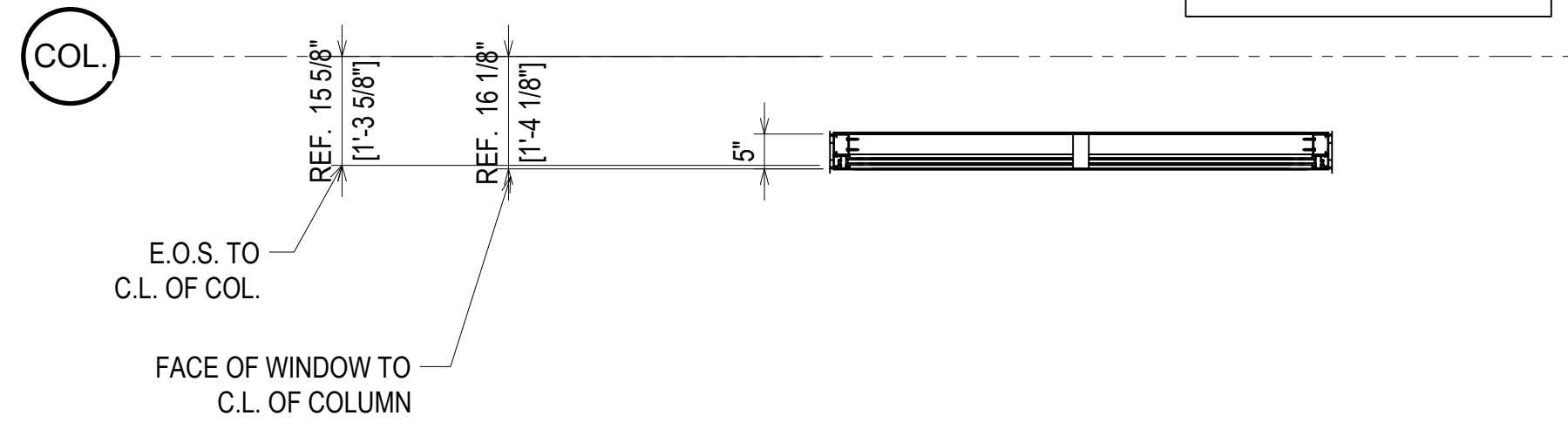
SCALE: 1/2" = 1'-0"
KAWNEER FG-501T 2 1/4" X 5"
WINDOW WALL SYSTEM (EXTERIOR INSTALLED)
1" INSULATED GLASS - FRONT SET
QUANTITY: 6

ERECTOR NOTE: THE C.L. OF COL. REFERENCE DIMENSION VARIES ON THIS WINDOW. THE INTENT IS TO HAVE THE WINDOW SET AT 1/2" PROUD OF THE METAL FRAMING IN AN EFFORT TO ALLOW SEALANT JOINT TO ADHERE TO THE WATER PROOFING MEMBRANE.

⊗ = FIREMAN LOGO GLASS

| QUANTITY E1F | |
|--------------|----------|
| FLOOR | QUANTITY |
| PLAZA LEVEL | 0 |
| 1ST FLOOR | 1 |
| 2ND FLOOR | 1 |
| 3RD FLOOR | 1 |
| 4TH FLOOR | 1 |
| 5TH FLOOR | 0 |
| 6TH FLOOR | 0 |
| 7TH FLOOR | 1 |
| 8TH FLOOR | 1 |
| 9TH FLOOR | 0 |
| 10TH FLOOR | 0 |
| TOTAL | 6 |


- LEVEL 8
1038'-0"
- LEVEL 7
1028'-0"
- LEVEL 4
998'-0"
- LEVEL 3
988'-0"
- LEVEL 2
978'-0"
- LEVEL 1
968'-0"



ERECTOR / G.C. NOTE:
PLEASE FIELD VERIFY ALL DIMENSIONS

| DATE | DESCRIPTION |
|----------|--------------|
| 10/22/18 | 1ST REVISION |
| 12/18/18 | 2ND REVISION |

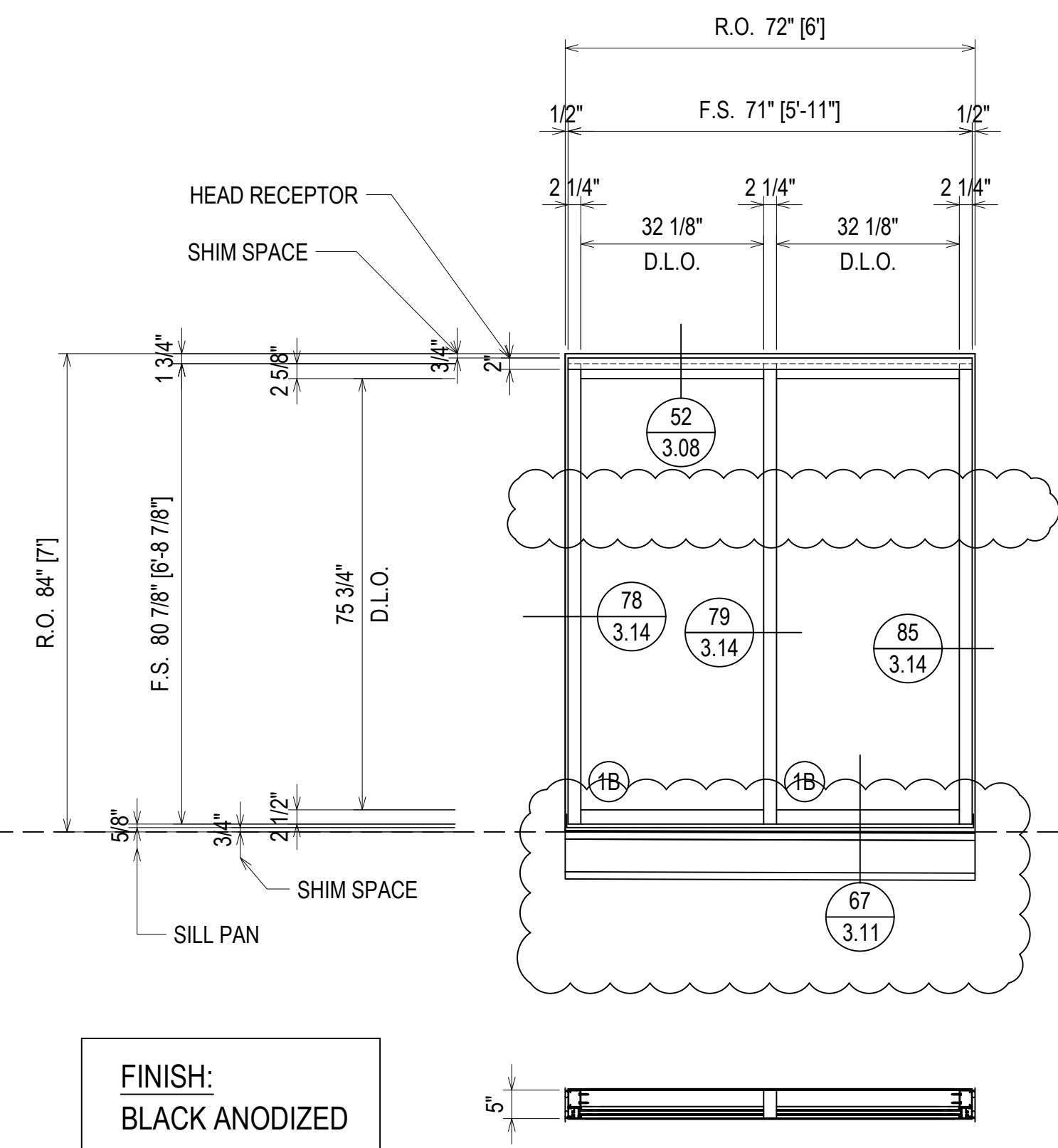
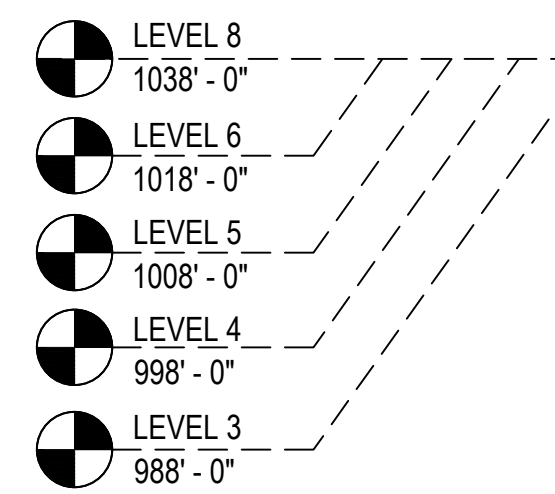
CAMPERDOWN APARTMENTS
GREENVILLE, SC 29602



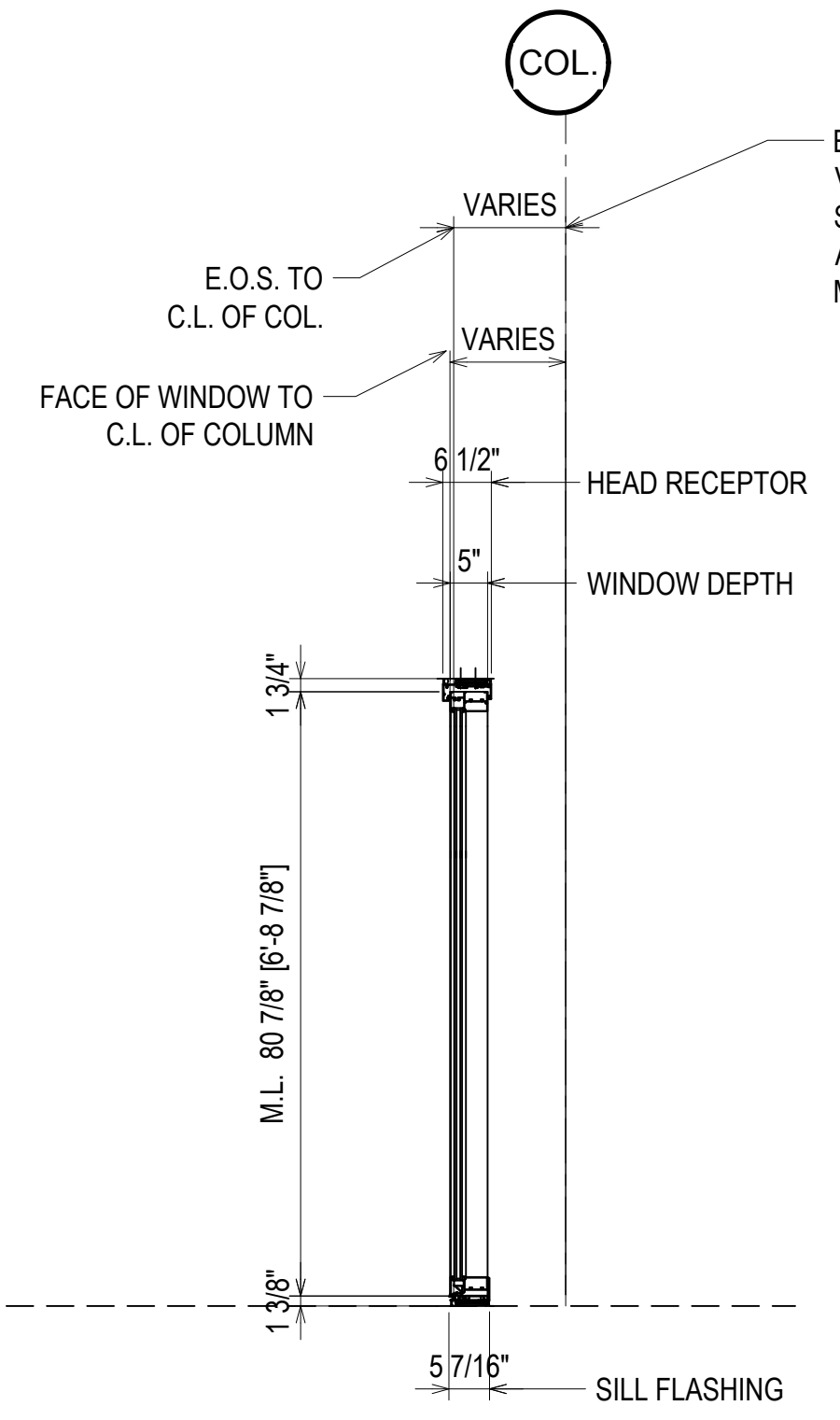
| DRAWN BY | DATE |
|-------------|----------|
| CW | 09.24.18 |
| APPROVED BY | DATE |
| PA | 09.24.18 |
| SCALE | FILE NO |
| AS NOTED | |

2.28

| QUANTITY E1A | |
|--------------|----------|
| FLOOR | QUANTITY |
| PLAZA LEVEL | 0 |
| 1ST FLOOR | 0 |
| 2ND FLOOR | 0 |
| 3RD FLOOR | 2 |
| 4TH FLOOR | 3 |
| 5TH FLOOR | 2 |
| 6TH FLOOR | 6 |
| 7TH FLOOR | 0 |
| 8TH FLOOR | 3 |
| 9TH FLOOR | 0 |
| 10TH FLOOR | 0 |
| TOTAL | 16 |



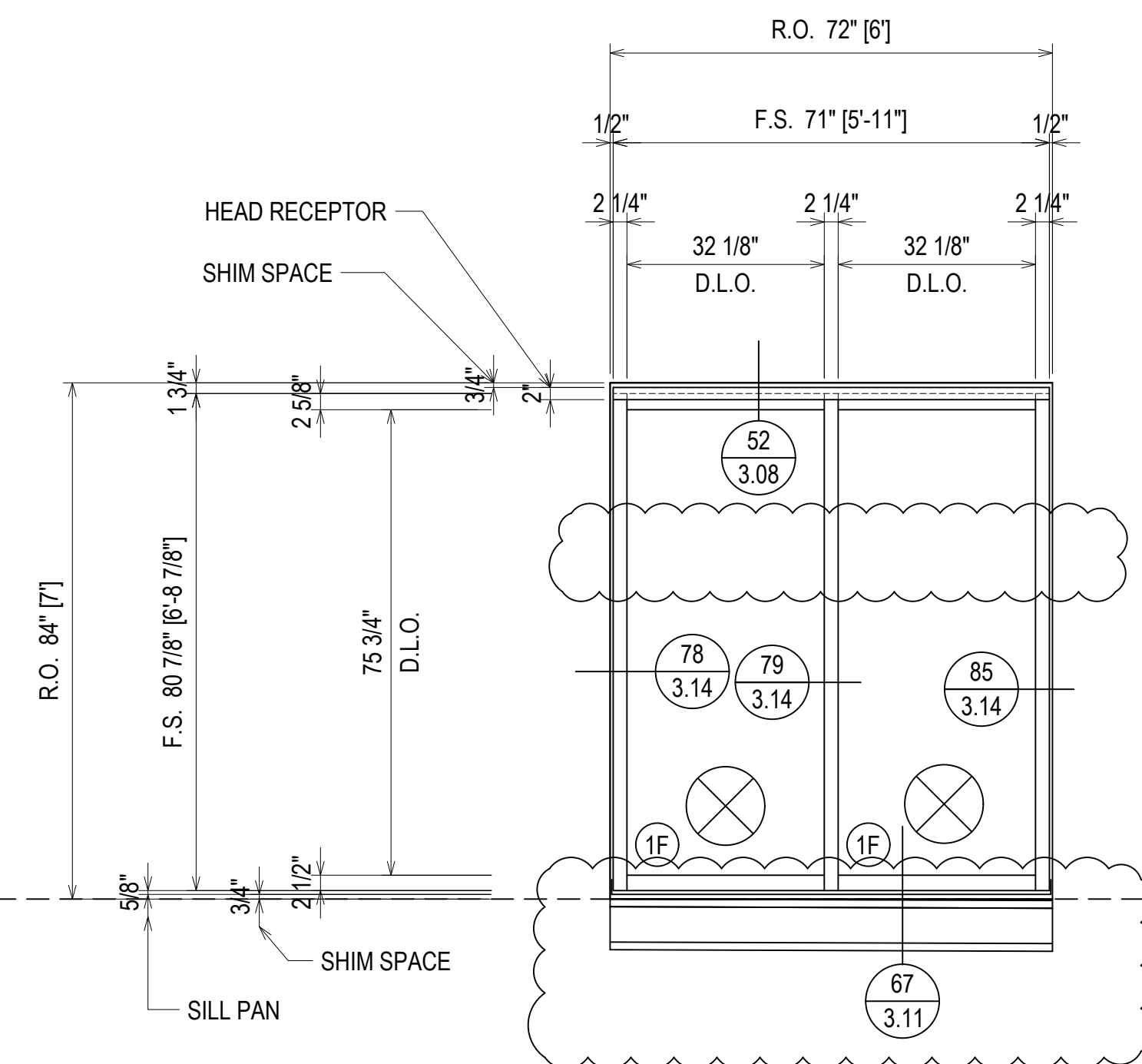
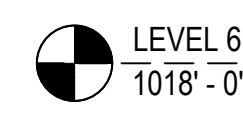
FINISH:
BLACK ANODIZED



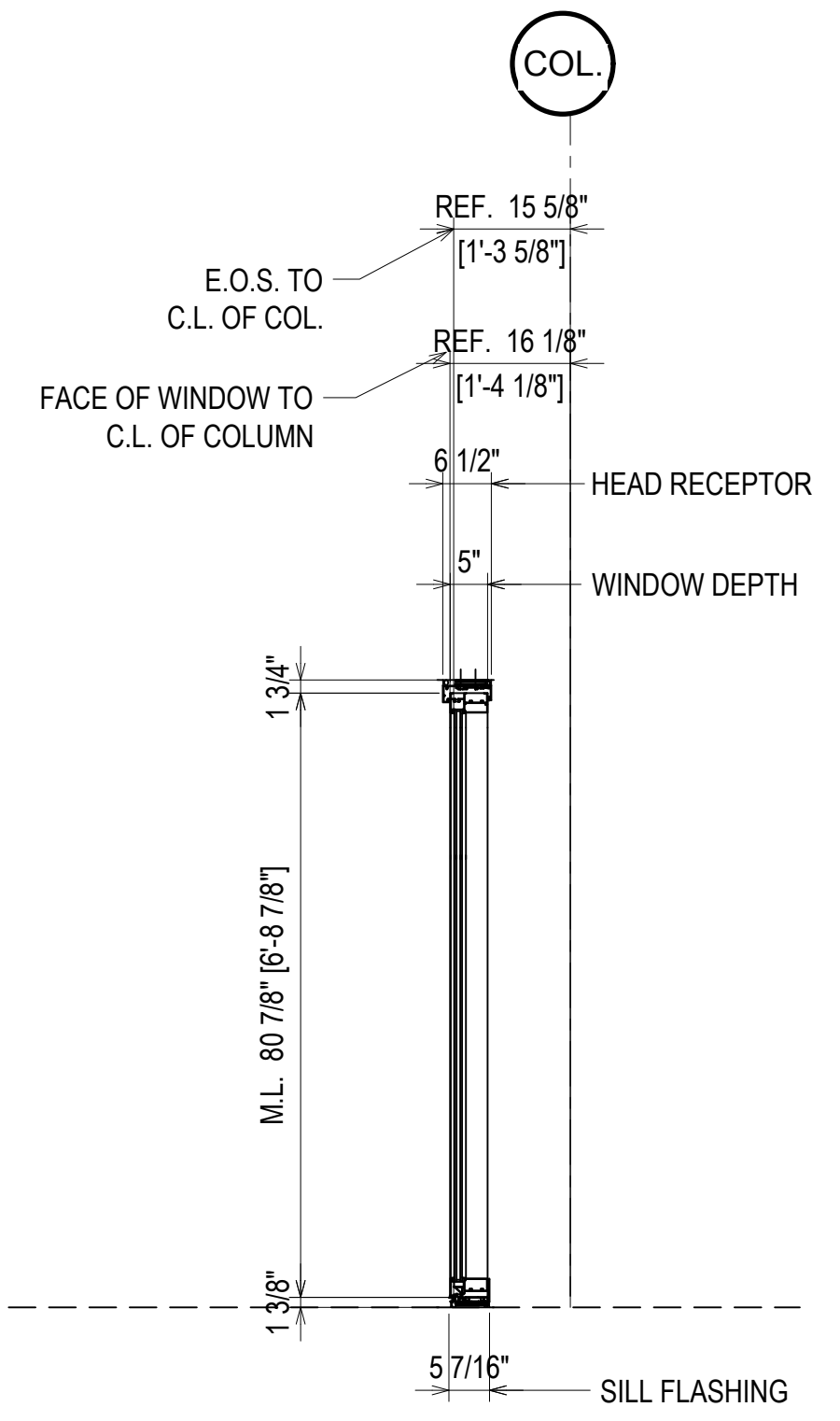
ELEVATION E1A
SCALE: 1/2" = 1'-0"
KAWNEER FG-501T 2 1/4" X 5"
WINDOW WALL SYSTEM (EXTERIOR INSTALLED)
1" INSULATED GLASS - FRONT SET
QUANTITY: 16

ERECTOR NOTE: THE C.L. OF COL. REFERENCE DIMENSION VARIES ON THIS WINDOW. THE INTENT IS TO HAVE THE WINDOW SET AT 1/2" PROUD OF THE METAL FRAMING IN AN EFFORT TO ALLOW SEALANT JOINT TO ADHERE TO THE WATER PROOFING MEMBRANE.

| QUANTITY E1AF | |
|---------------|----------|
| FLOOR | QUANTITY |
| PLAZA LEVEL | 0 |
| 1ST FLOOR | 0 |
| 2ND FLOOR | 0 |
| 3RD FLOOR | 0 |
| 4TH FLOOR | 0 |
| 5TH FLOOR | 0 |
| 6TH FLOOR | 1 |
| 7TH FLOOR | 0 |
| 8TH FLOOR | 0 |
| 9TH FLOOR | 0 |
| 10TH FLOOR | 0 |
| TOTAL | 1 |

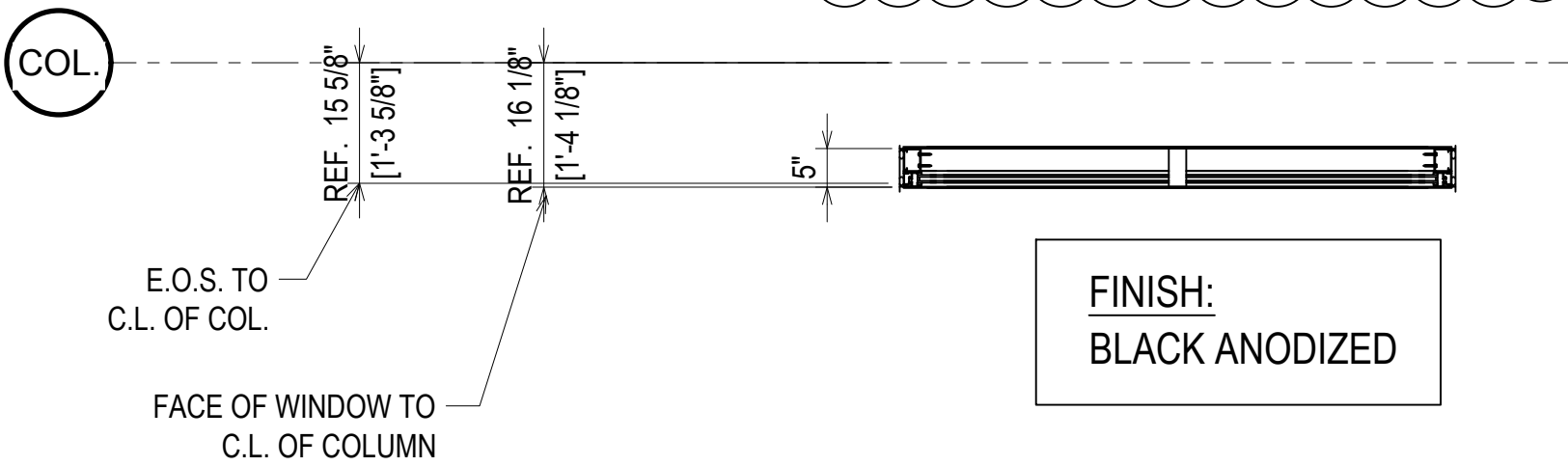


FINISH:
BLACK ANODIZED



ELEVATION E1AF
SCALE: 1/2" = 1'-0"
KAWNEER FG-501T 2 1/4" X 5"
WINDOW WALL SYSTEM (EXTERIOR INSTALLED)
1" INSULATED GLASS - FRONT SET
QUANTITY: 1

= FIREMAN LOGO GLASS



| DATE | DESCRIPTION |
|----------|--------------|
| 10/29/18 | 1ST REVISION |
| 12/19/18 | 2ND REVISION |

CAMPERDOWN APARTMENTS
GREENVILLE, SC 29602



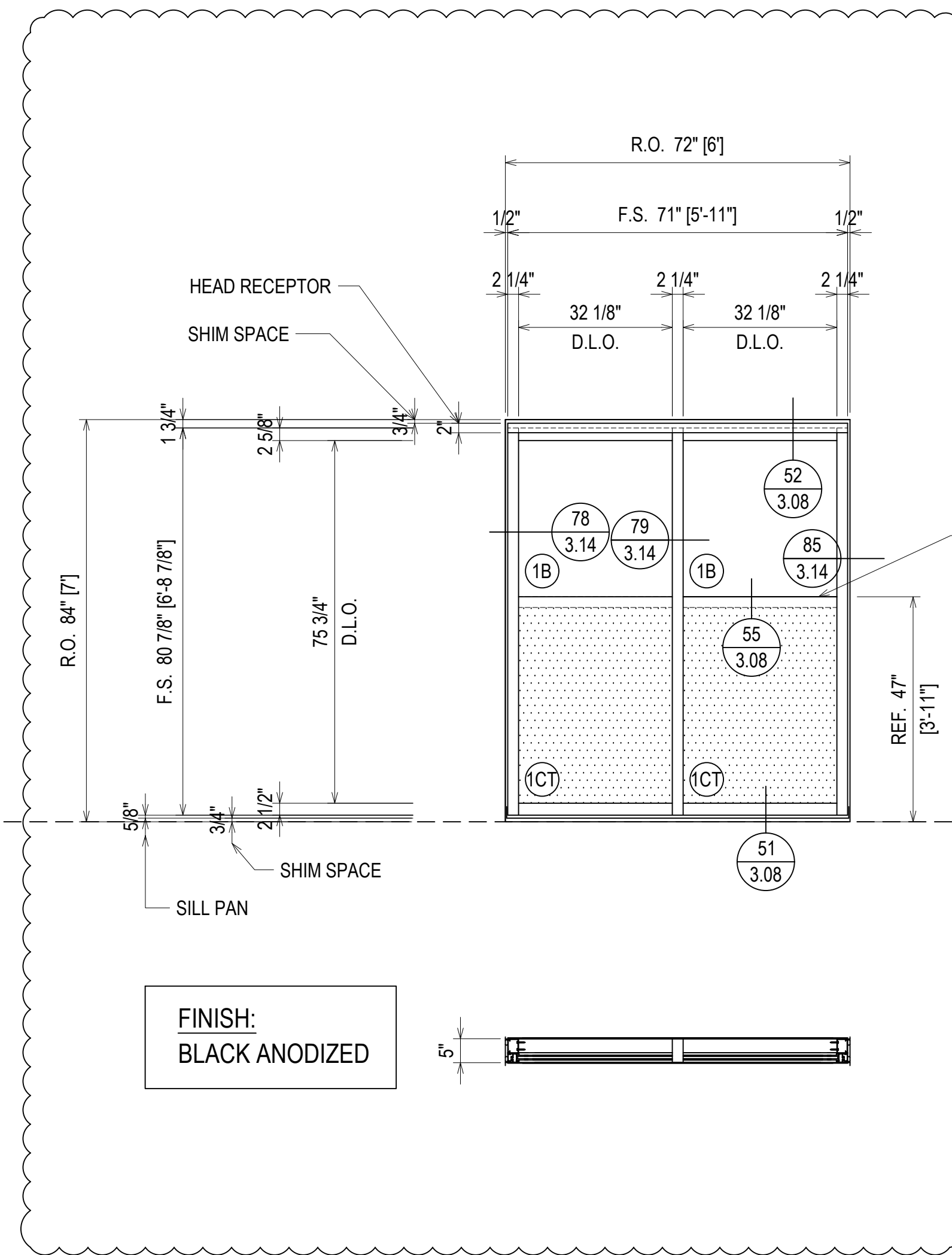
| | |
|-----------------|----------------|
| DRAWN BY: CW | DATE: 09.24.18 |
| APPROVED BY: PA | DATE: 09.24.18 |
| SCALE: AS NOTED | |
| FILE NO: | |

ERECTOR / G.C. NOTE:
PLEASE FIELD VERIFY ALL DIMENSIONS

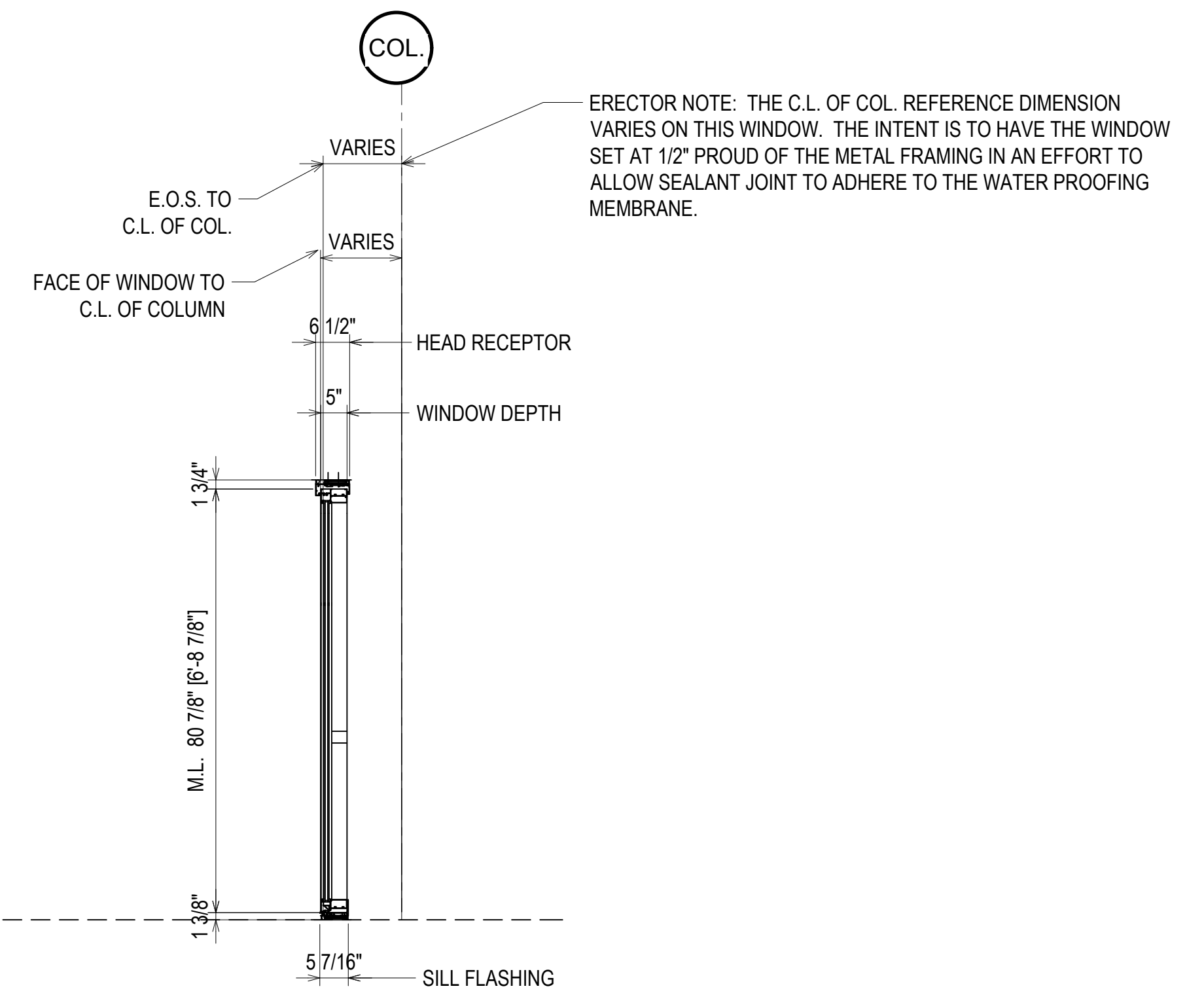
2.29

| QUANTITY E1S | |
|--------------|----------|
| FLOOR | QUANTITY |
| PLAZA LEVEL | 0 |
| 1ST FLOOR | 1 |
| 2ND FLOOR | 2 |
| 3RD FLOOR | 2 |
| 4TH FLOOR | 2 |
| 5TH FLOOR | 2 |
| 6TH FLOOR | 2 |
| 7TH FLOOR | 2 |
| 8TH FLOOR | 2 |
| 9TH FLOOR | 0 |
| 10TH FLOOR | 0 |
| TOTAL | 15 |

- LEVEL 8
1038' - 0"
- LEVEL 7
1028' - 0"
- LEVEL 6
1018' - 0"
- LEVEL 5
1008' - 0"
- LEVEL 4
998' - 0"
- LEVEL 3
988' - 0"
- LEVEL 2
978' - 0"
- LEVEL 1
968' - 0"



ELEVATION E1S
 SCALE: 1/2" = 1'-0"
 KAWNEER FG-501T 2 1/4" X 5"
 WINDOW WALL SYSTEM (EXTERIOR INSTALLED)
 1" INSULATED GLASS - FRONT SET
 QUANTITY: 15



⊗ = FIREMAN LOGO GLASS

DELETED FROM PROJECT

| DATE | DESCRIPTION | REV. |
|----------|--------------|------|
| 10/29/18 | 1ST REVISION | A |
| 12/19/18 | 2ND REVISION | B |

CAMPERDOWN APARTMENTS
 GREENVILLE, SC 29602



| | |
|-------------------|------------------|
| DRAWN BY CW | DATE 09.24.18 |
| APPROVED BY PA | DATE 09.24.18 |
| SCALE AS NOTED | FILE NO. |

ERECTOR / G.C. NOTE:
PLEASE FIELD VERIFY ALL DIMENSIONS

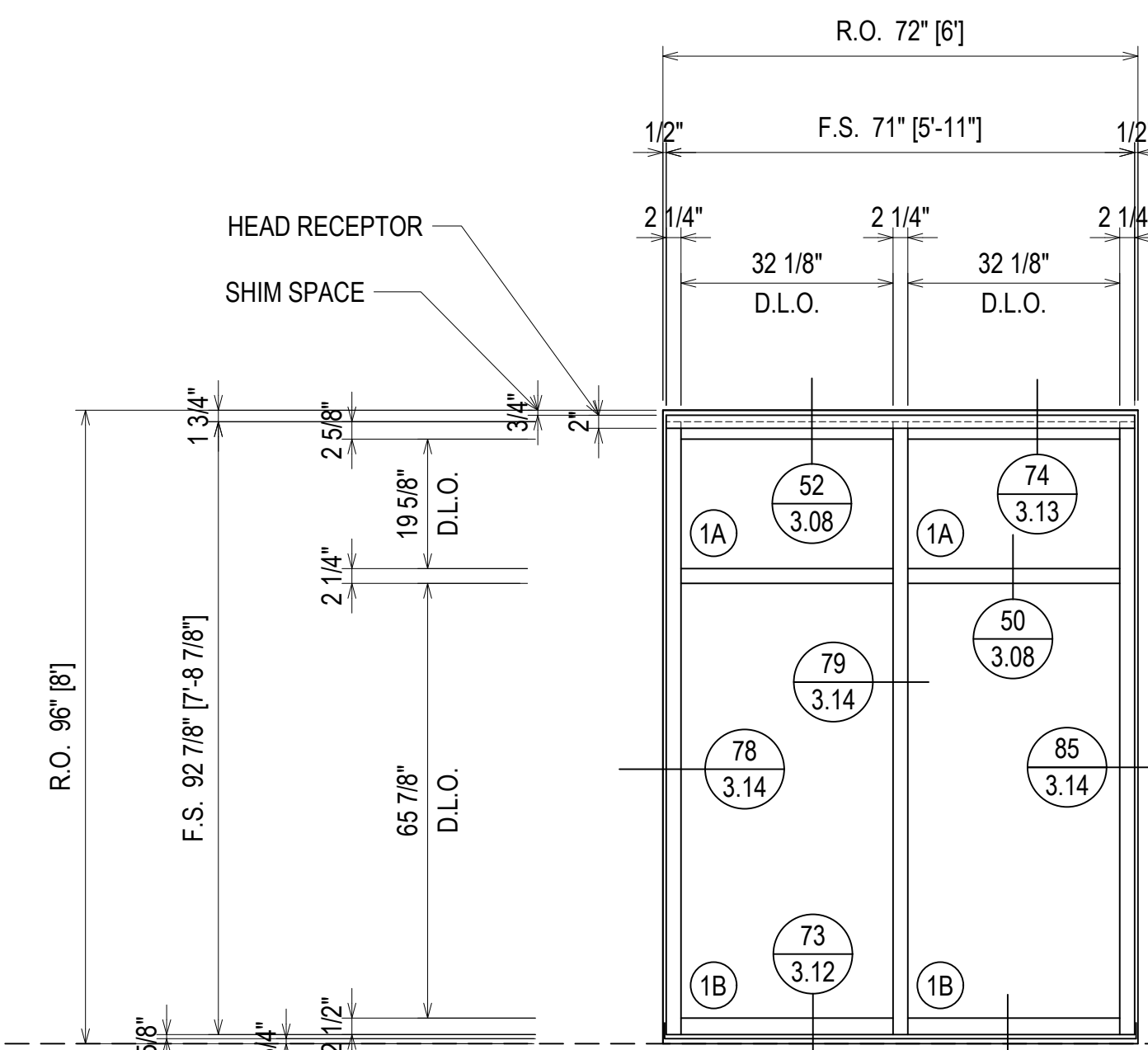
2.30

| QUANTITY F | |
|-------------|----------|
| FLOOR | QUANTITY |
| PLAZA LEVEL | 0 |
| 1ST FLOOR | 1 |
| 2ND FLOOR | 1 |
| 3RD FLOOR | 1 |
| 4TH FLOOR | 1 |
| 5TH FLOOR | 1 |
| 6TH FLOOR | 1 |
| 7TH FLOOR | 1 |
| 8TH FLOOR | 1 |
| 9TH FLOOR | 1 |
| 10TH FLOOR | 1 |
| TOTAL | 10 |

- LEVEL 10
1058' - 0"
- LEVEL 9
1048' - 0"
- LEVEL 8
1038' - 0"
- LEVEL 7
1028' - 0"
- LEVEL 6
1018' - 0"
- LEVEL 5
1008' - 0"
- LEVEL 4
998' - 0"
- LEVEL 3
988' - 0"
- LEVEL 2
988' - 0"
- LEVEL 1
988' - 0"

| QUANTITY G | |
|-------------|----------|
| FLOOR | QUANTITY |
| PLAZA LEVEL | 0 |
| 1ST FLOOR | 1 |
| 2ND FLOOR | 1 |
| 3RD FLOOR | 1 |
| 4TH FLOOR | 1 |
| 5TH FLOOR | 1 |
| 6TH FLOOR | 1 |
| 7TH FLOOR | 1 |
| 8TH FLOOR | 1 |
| 9TH FLOOR | 1 |
| 10TH FLOOR | 1 |
| TOTAL | 10 |

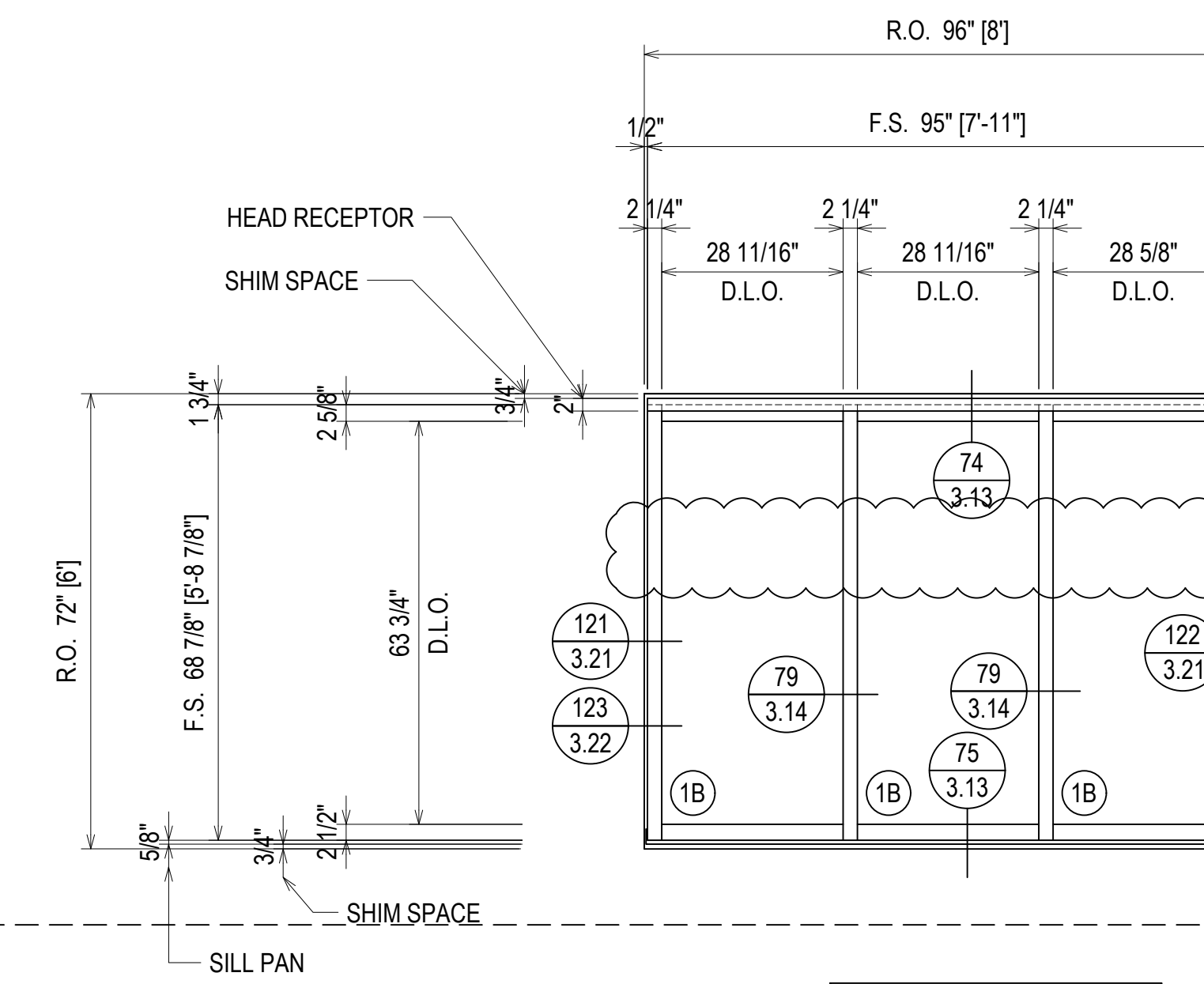
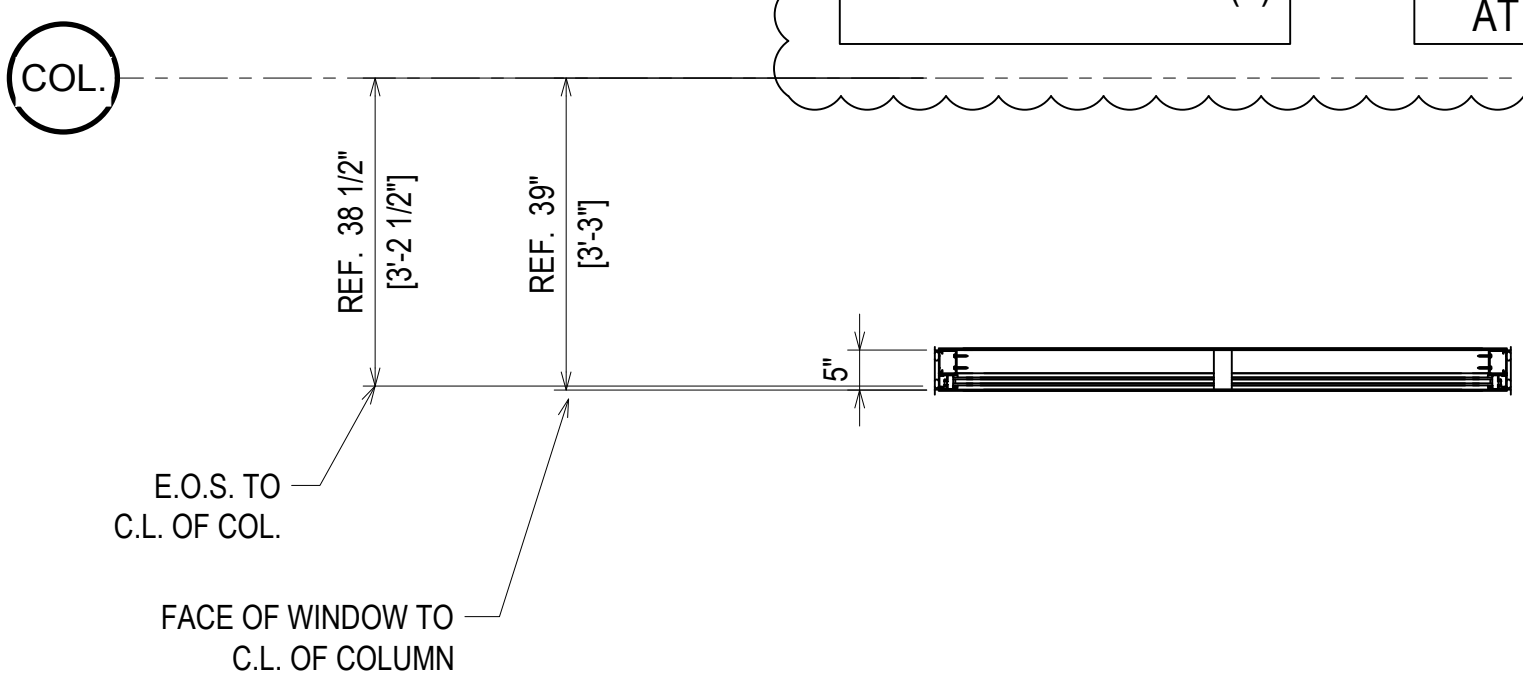
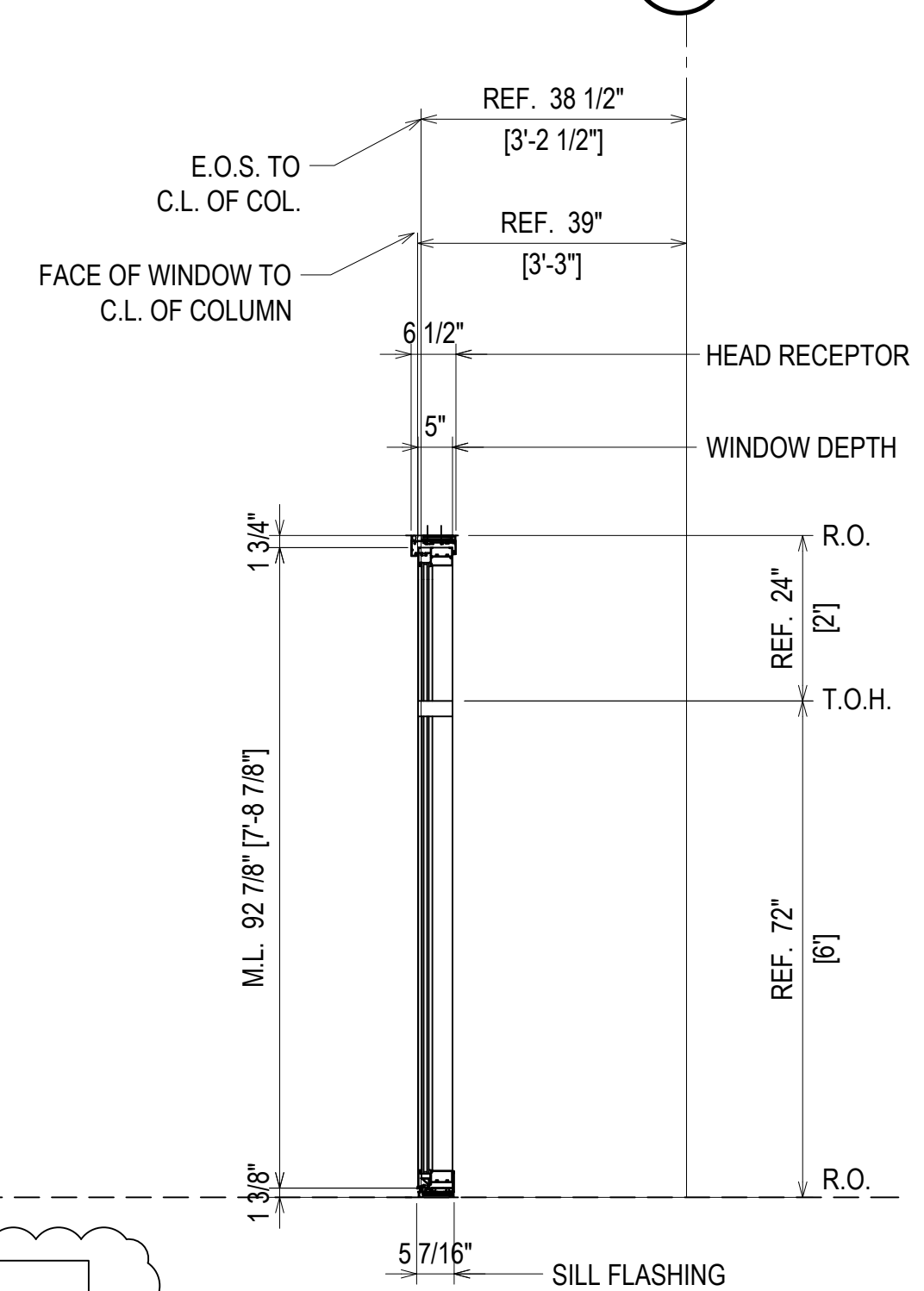
- LEVEL 10
1058' - 0"
- LEVEL 9
1048' - 0"
- LEVEL 7
1028' - 0"
- LEVEL 6
1018' - 0"
- LEVEL 5
1008' - 0"
- LEVEL 4
998' - 0"
- LEVEL 3
988' - 0"
- LEVEL 2
978' - 0"
- LEVEL 1
968' - 0"



FINISH:
CLEAR ANODIZED (9)

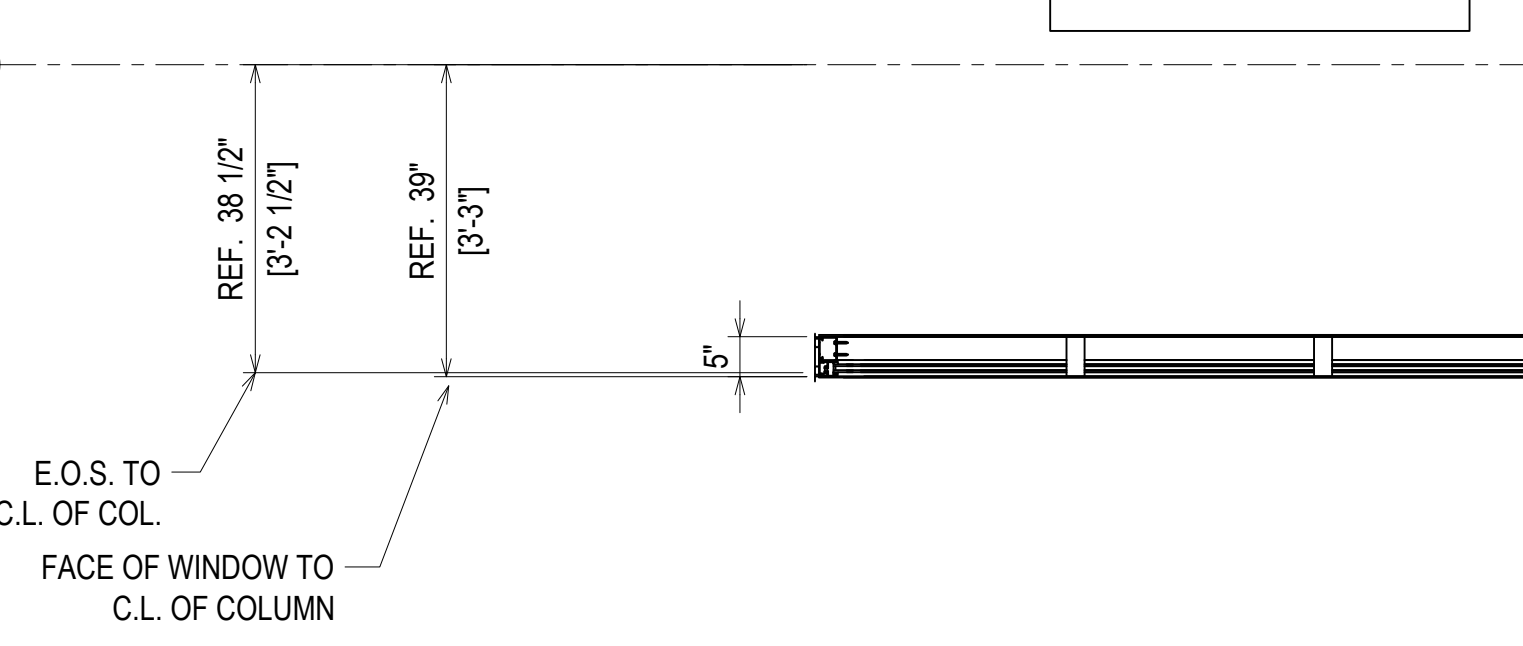
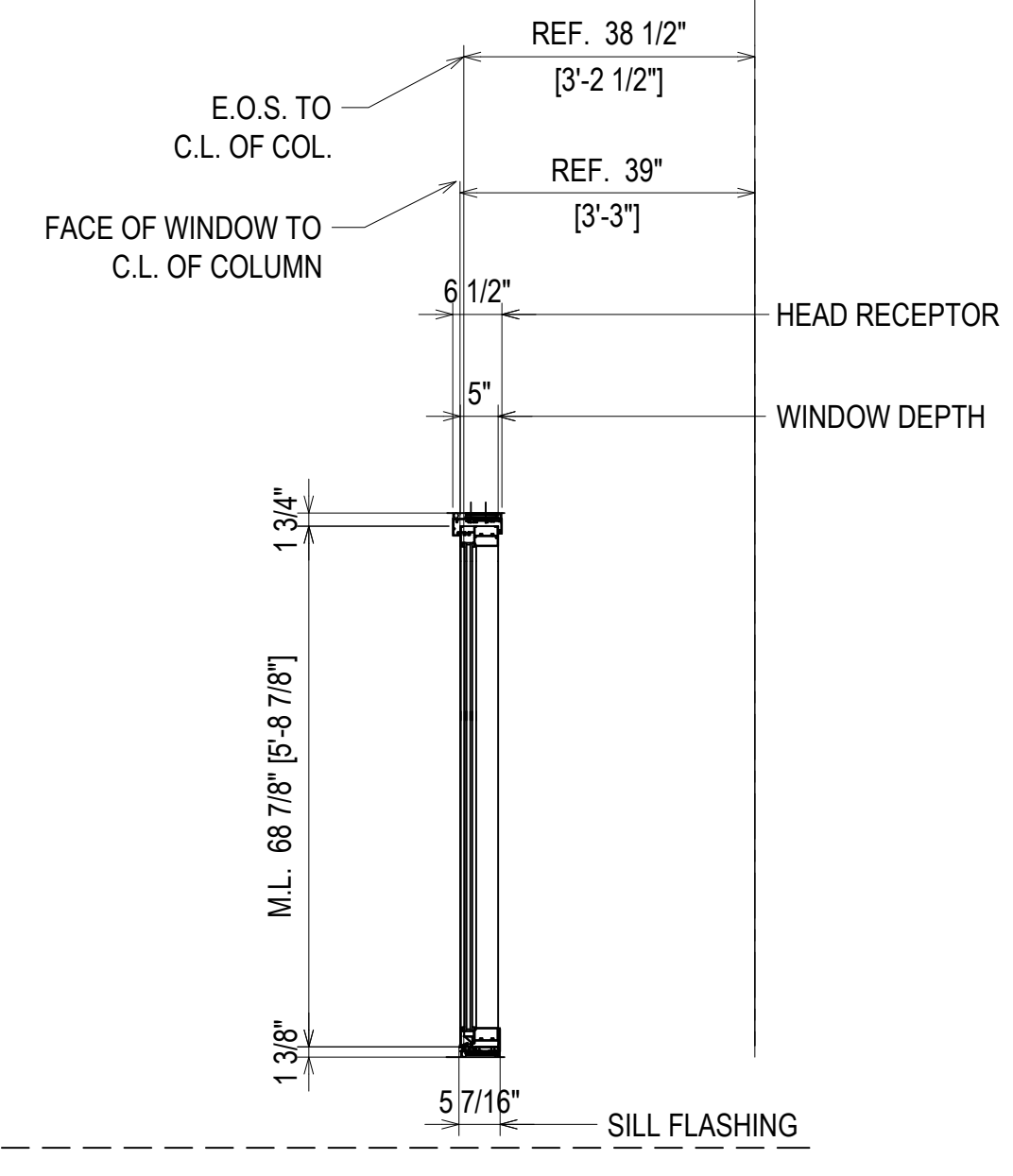
FINISH:
BLACK ANODIZED (1)
AT FIRST FLOOR

ELEVATION F
SCALE: 1/2" = 1'-0"
KAWNEER FG-501T 2 1/4" X 5"
WINDOW WALL SYSTEM (EXTERIOR INSTALLED)
1" INSULATED GLASS - FRONT SET
QUANTITY: 10



FINISH:
BLACK ANODIZED

ELEVATION G
SCALE: 1/2" = 1'-0"
KAWNEER FG-501T 2 1/4" X 5"
WINDOW WALL SYSTEM (EXTERIOR INSTALLED)
1" INSULATED GLASS - FRONT SET
QUANTITY: 10



⊗ = FIREMAN LOGO GLASS

ERECTOR / G.C. NOTE:
PLEASE FIELD VERIFY ALL DIMENSIONS

| REV. | DESCRIPTION | DATE |
|------|--------------|----------|
| A | 1ST REVISION | 10/22/18 |
| B | 2ND REVISION | 12/18/18 |

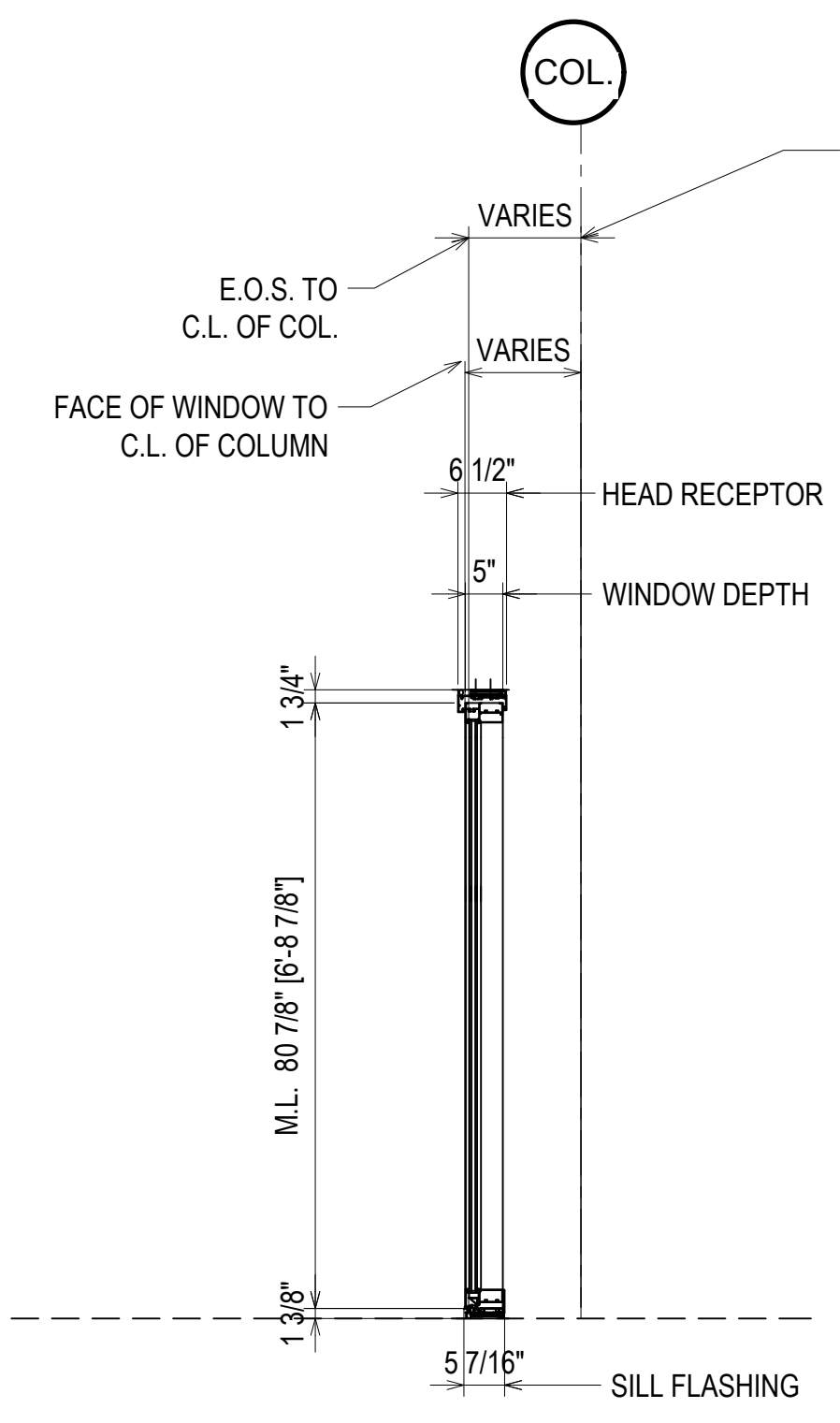
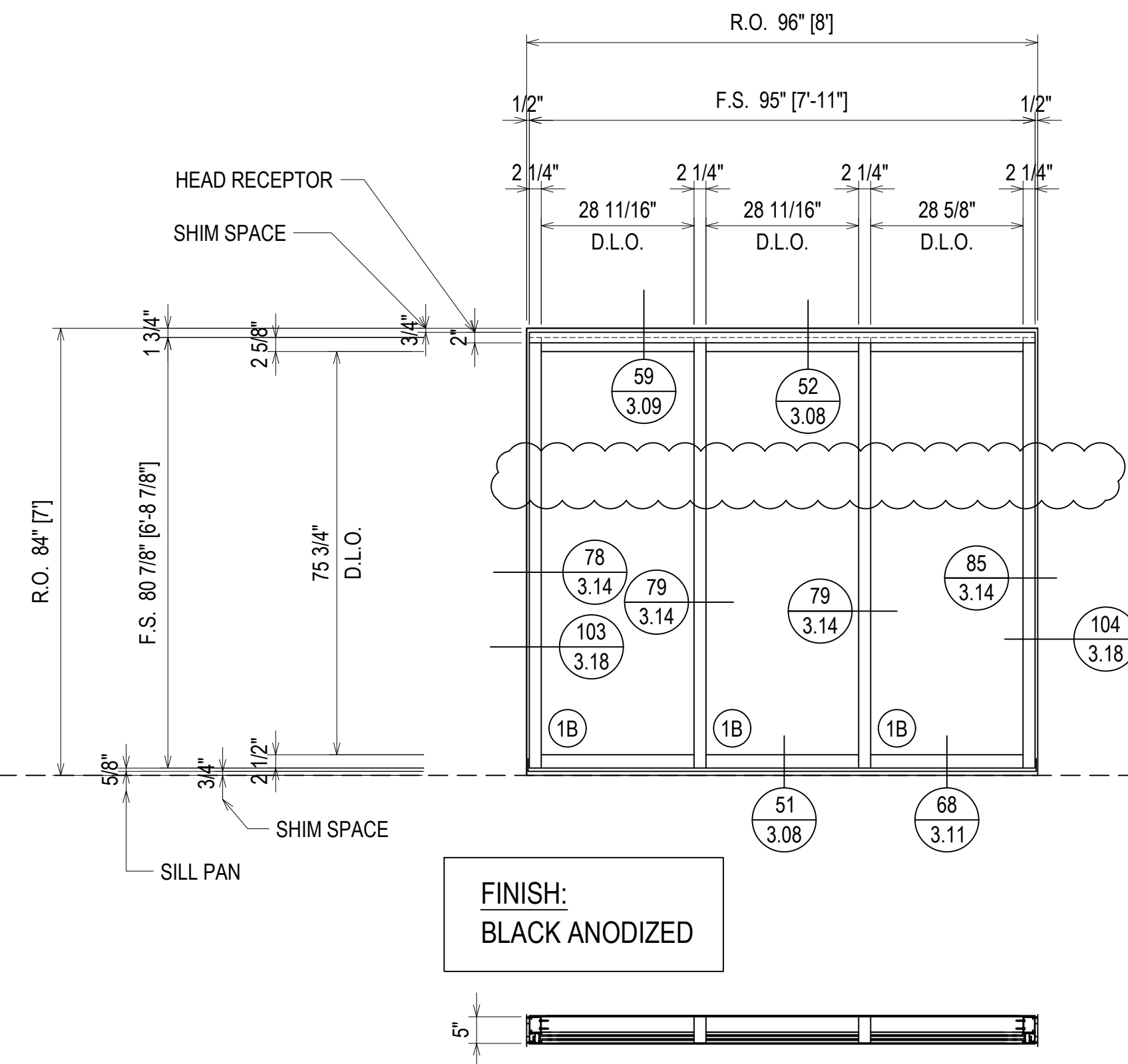
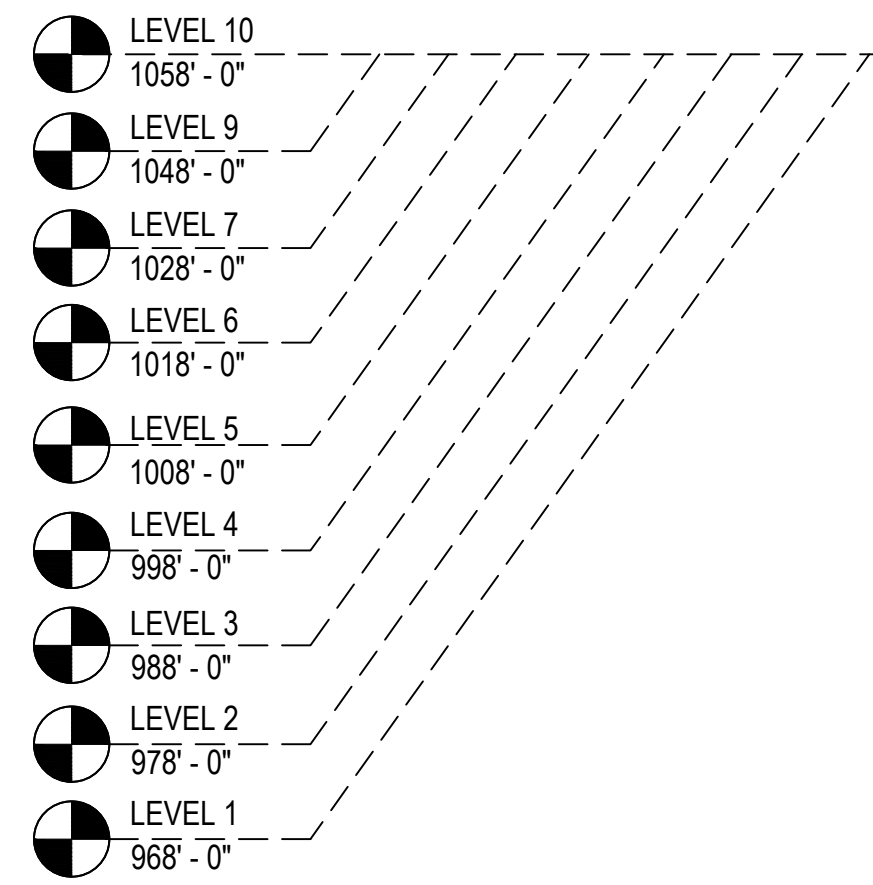
CAMPERDOWN APARTMENTS
GREENVILLE, SC 29602



| DRAWN BY | DATE |
|-------------|----------|
| CW | 09.24.18 |
| APPROVED BY | DATE |
| PA | 09.24.18 |
| SCALE | FILE NO. |
| AS NOTED | |

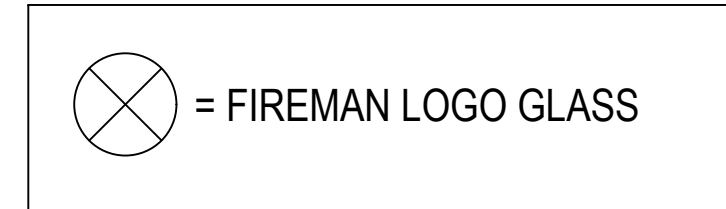
2.31

| QUANTITY H1 | |
|-------------|----------|
| FLOOR | QUANTITY |
| PLAZA LEVEL | 0 |
| 1ST FLOOR | 11 |
| 2ND FLOOR | 11 |
| 3RD FLOOR | 6 |
| 4TH FLOOR | 6 |
| 5TH FLOOR | 4 |
| 6TH FLOOR | 3 |
| 7TH FLOOR | 5 |
| 8TH FLOOR | 4 |
| 9TH FLOOR | 1 |
| 10TH FLOOR | 1 |
| TOTAL | 52 |

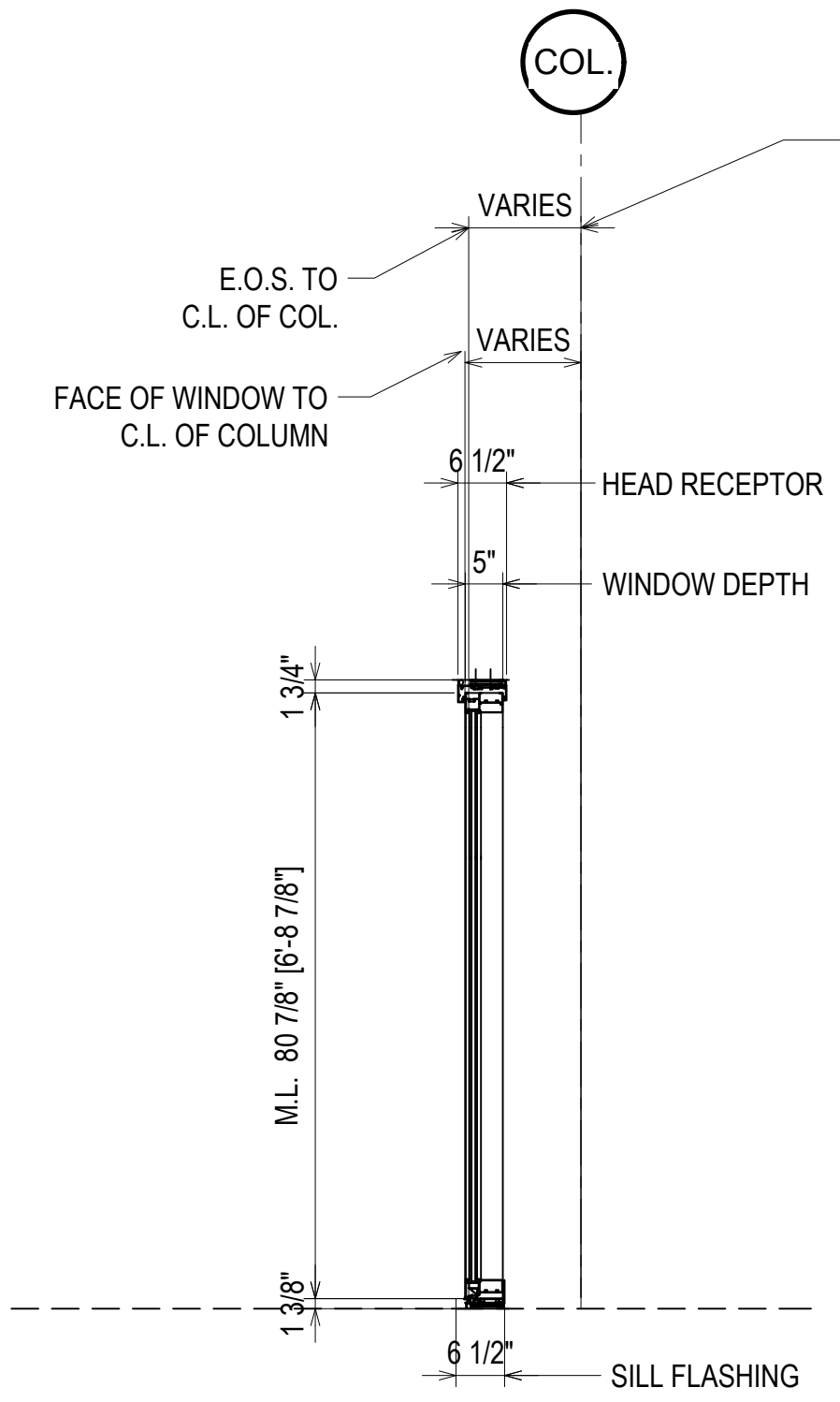
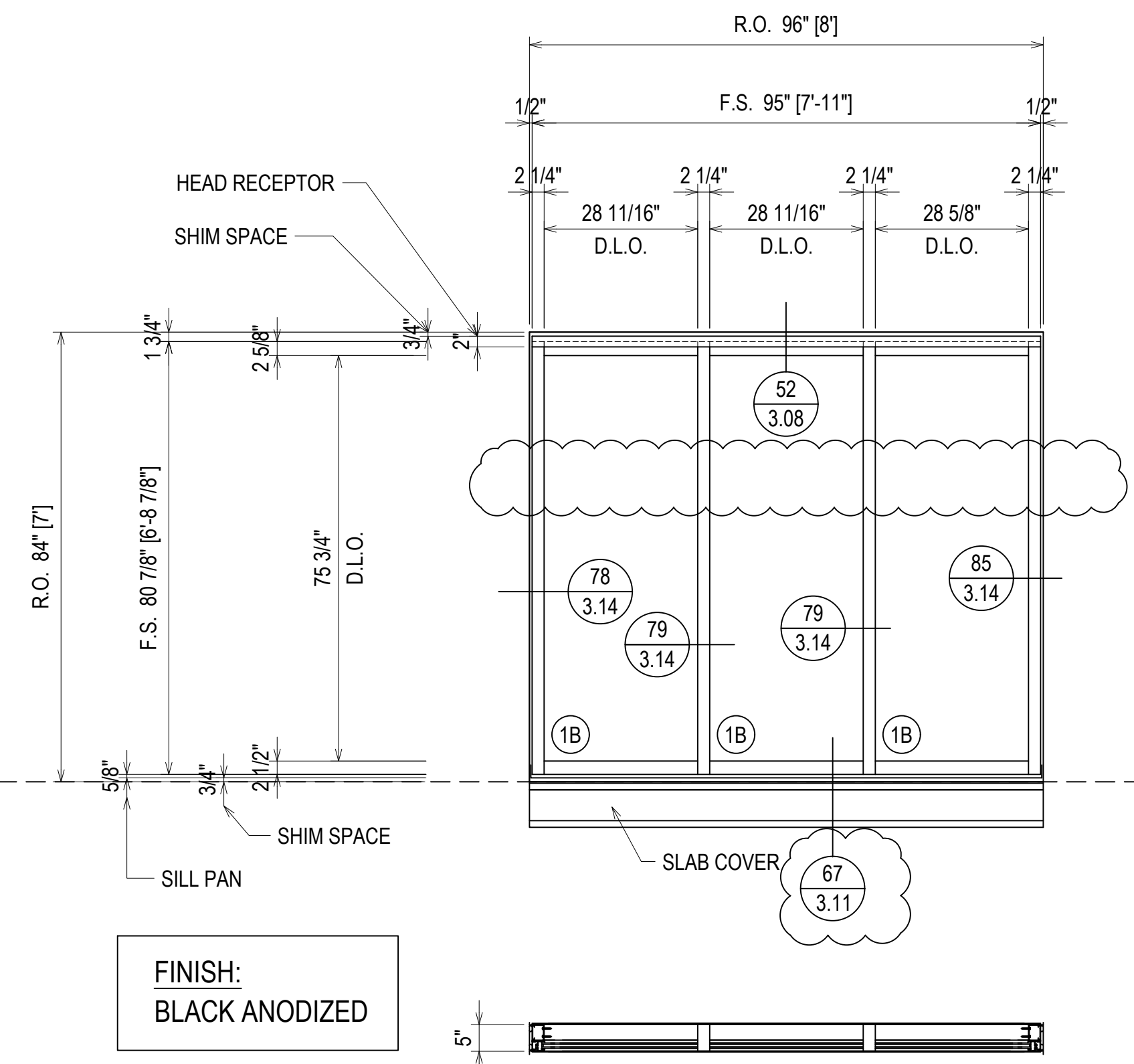
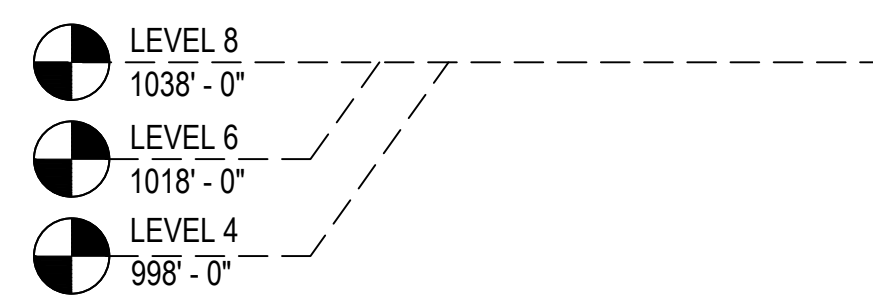


ERECTOR NOTE: THE C.L. OF COL. REFERENCE DIMENSION VARIES ON THIS WINDOW. THE INTENT IS TO HAVE THE WINDOW SET AT 1/2" PROUD OF THE METAL FRAMING IN AN EFFORT TO ALLOW SEALANT JOINT TO ADHERE TO THE WATER PROOFING MEMBRANE.

ELEVATION H1
 SCALE: 1/2" = 1'-0"
 KAWNEER FG-501T 2 1/4" X 5"
 WINDOW WALL SYSTEM (EXTERIOR INSTALLED)
 1" INSULATED GLASS - FRONT SET
 QUANTITY: 52



| QUANTITY H1A | |
|--------------|----------|
| FLOOR | QUANTITY |
| PLAZA LEVEL | 0 |
| 1ST FLOOR | 0 |
| 2ND FLOOR | 0 |
| 3RD FLOOR | 0 |
| 4TH FLOOR | 5 |
| 5TH FLOOR | 0 |
| 6TH FLOOR | 4 |
| 7TH FLOOR | 0 |
| 8TH FLOOR | 2 |
| 9TH FLOOR | 0 |
| 10TH FLOOR | 0 |
| TOTAL | 11 |



ERECTOR NOTE: THE C.L. OF COL. REFERENCE DIMENSION VARIES ON THIS WINDOW. THE INTENT IS TO HAVE THE WINDOW SET AT 1/2" PROUD OF THE METAL FRAMING IN AN EFFORT TO ALLOW SEALANT JOINT TO ADHERE TO THE WATER PROOFING MEMBRANE.

ELEVATION H1A
 SCALE: 1/2" = 1'-0"
 KAWNEER FG-501T 2 1/4" X 5"
 WINDOW WALL SYSTEM (EXTERIOR INSTALLED)
 1" INSULATED GLASS - FRONT SET
 QUANTITY: 11

ERECTOR / G.C. NOTE:
PLEASE FIELD VERIFY ALL DIMENSIONS

| DATE | DESCRIPTION |
|----------|--------------|
| 10/22/18 | 1ST REVISION |
| 12/19/18 | 2ND REVISION |

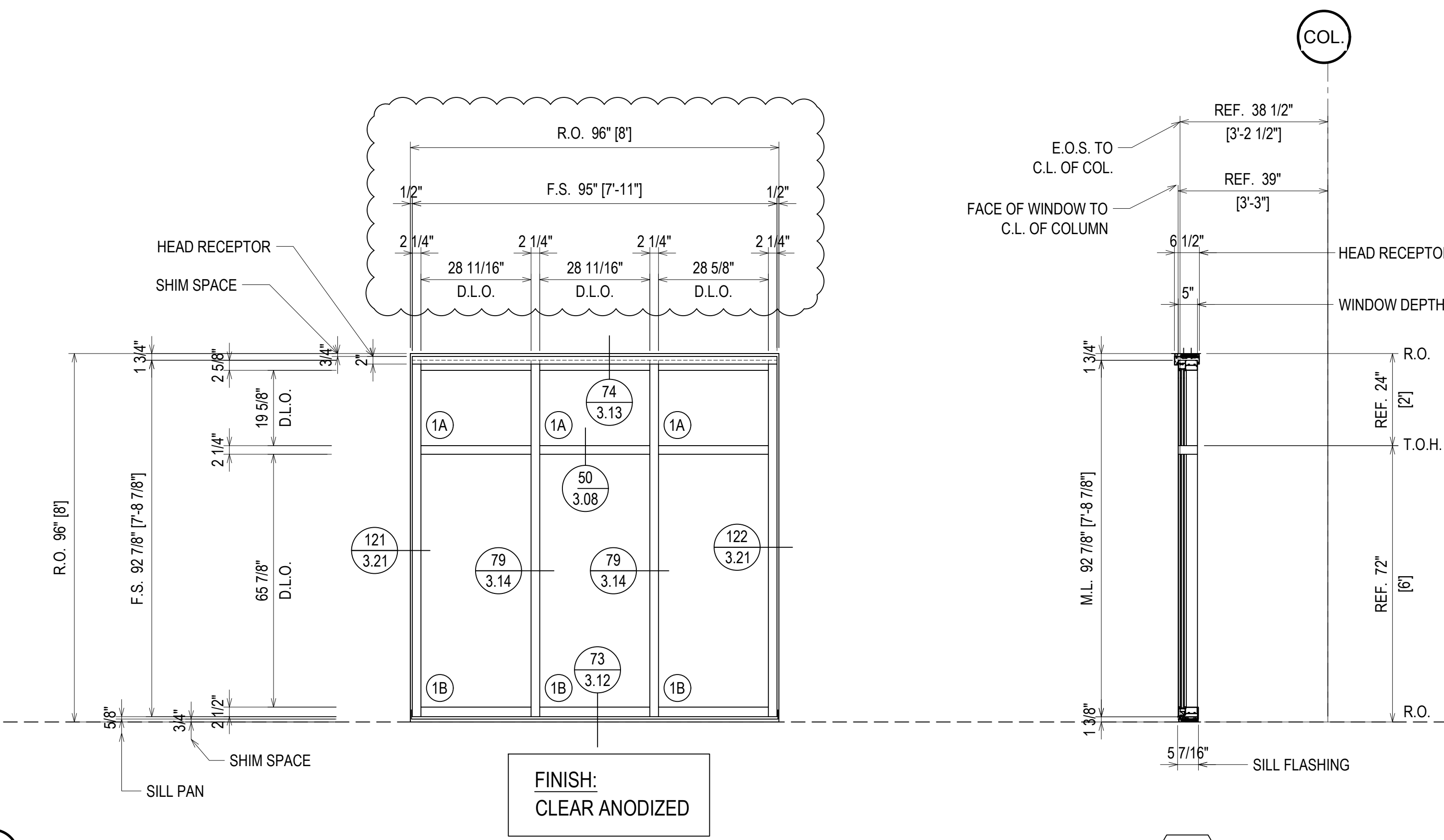
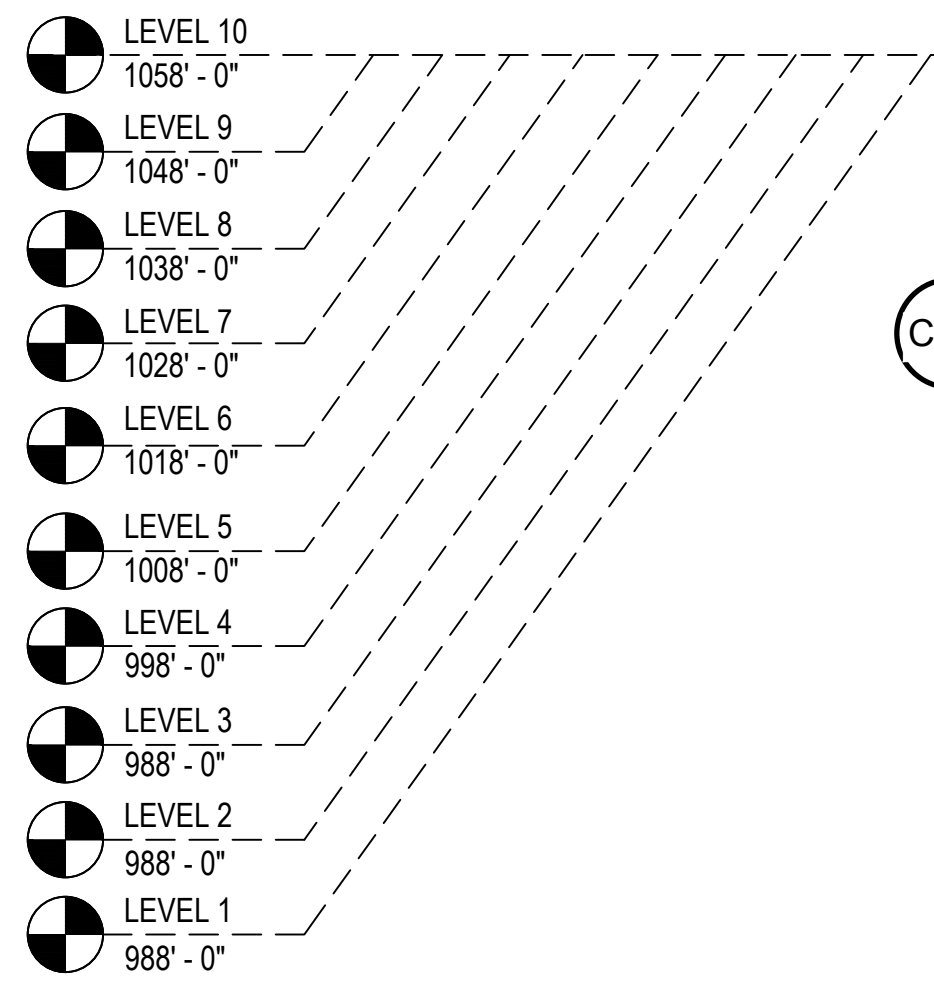
CAMPERDOWN APARTMENTS
 GREENVILLE, SC 29602



| DRAWN BY | DATE |
|-------------|----------|
| CW | 09.24.18 |
| APPROVED BY | DATE |
| PA | 09.24.18 |
| SCALE | FILE NO. |
| AS NOTED | |

2.32

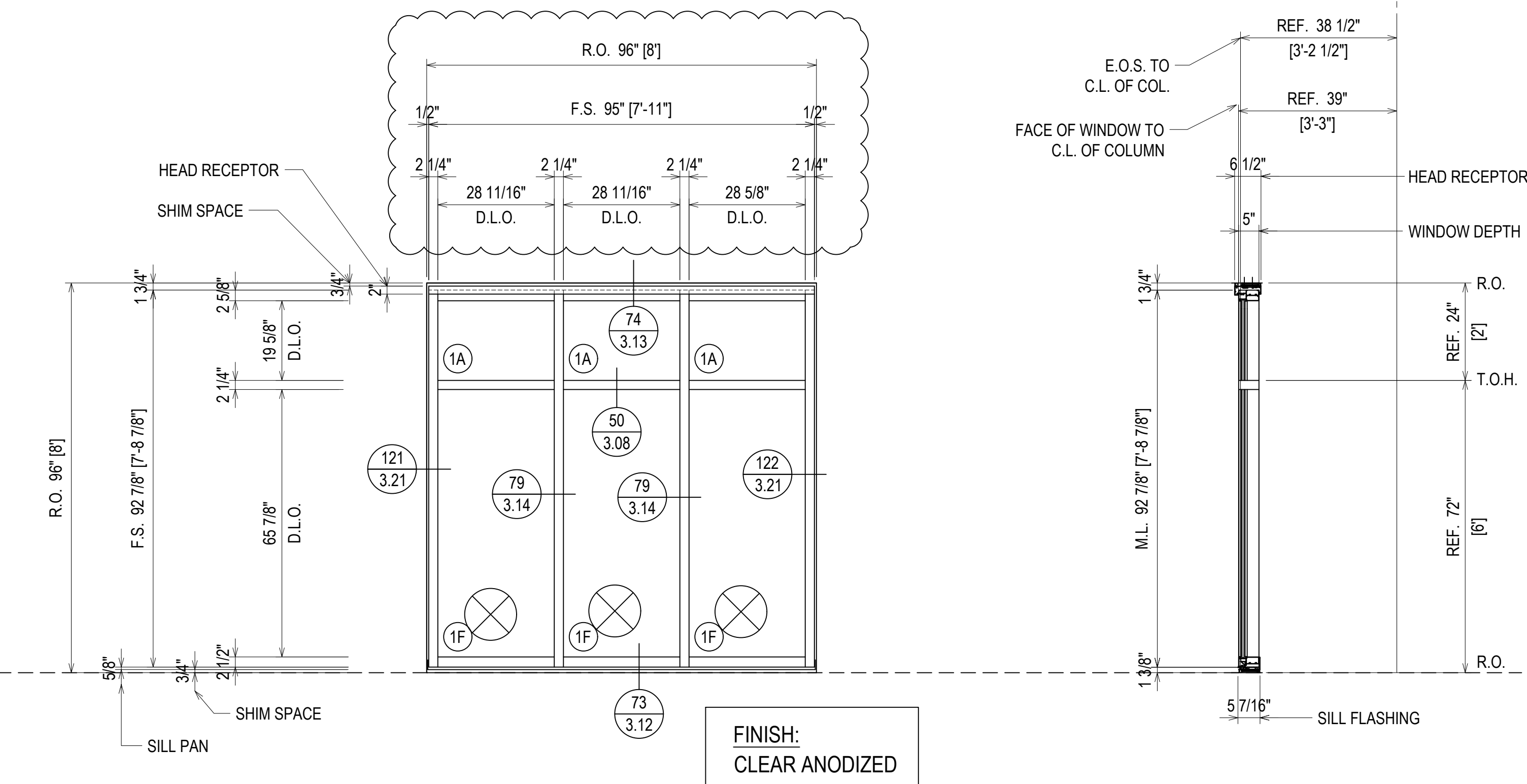
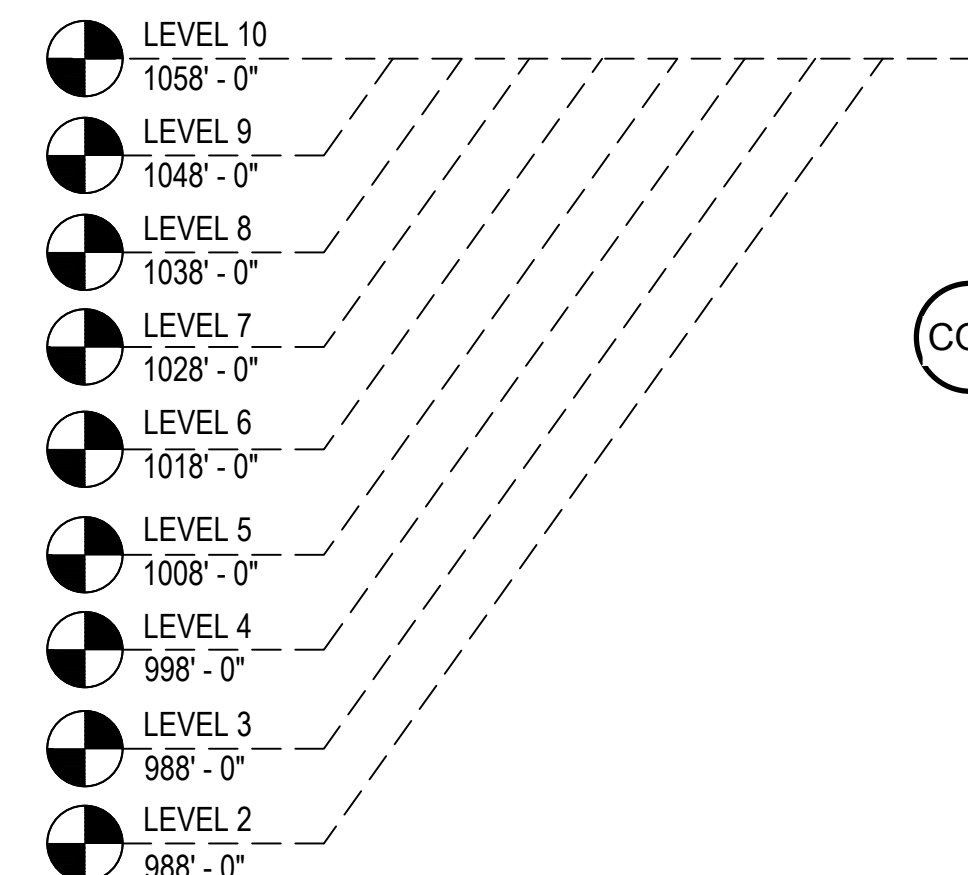
| QUANTITY J | |
|-------------|----------|
| FLOOR | QUANTITY |
| PLAZA LEVEL | 0 |
| 1ST FLOOR | 1 |
| 2ND FLOOR | 1 |
| 3RD FLOOR | 1 |
| 4TH FLOOR | 1 |
| 5TH FLOOR | 1 |
| 6TH FLOOR | 1 |
| 7TH FLOOR | 1 |
| 8TH FLOOR | 1 |
| 9TH FLOOR | 1 |
| 10TH FLOOR | 1 |
| TOTAL | 10 |



ELEVATION J
SCALE: 1/2" = 1'-0"
KAWNEER FG-501T 2 1/4" X 5"
WINDOW WALL SYSTEM (EXTERIOR INSTALLED)
1" INSULATED GLASS - FRONT SET
QUANTITY: 10

⊗ = FIREMAN LOGO GLASS

| QUANTITY JF | |
|-------------|----------|
| FLOOR | QUANTITY |
| PLAZA LEVEL | 0 |
| 1ST FLOOR | 0 |
| 2ND FLOOR | 1 |
| 3RD FLOOR | 1 |
| 4TH FLOOR | 1 |
| 5TH FLOOR | 1 |
| 6TH FLOOR | 1 |
| 7TH FLOOR | 1 |
| 8TH FLOOR | 1 |
| 9TH FLOOR | 1 |
| 10TH FLOOR | 1 |
| TOTAL | 9 |



ELEVATION JF
SCALE: 1/2" = 1'-0"
KAWNEER FG-501T 2 1/4" X 5"
WINDOW WALL SYSTEM (EXTERIOR INSTALLED)
1" INSULATED GLASS - FRONT SET
QUANTITY: 9

ERECTOR / G.C. NOTE:
PLEASE FIELD VERIFY ALL DIMENSIONS

| REV. | DESCRIPTION | DATE |
|------|--------------|----------|
| A | 1ST REVISION | 10/20/18 |
| B | 2ND REVISION | 12/18/18 |

CAMPERDOWN APARTMENTS
GREENVILLE, SC 29602




| DRAWN BY | DATE |
|-------------|----------|
| CW | 09.24.18 |
| APPROVED BY | DATE |
| PA | 09.24.18 |
| SCALE | FILE NO. |
| AS NOTED | |

2.33

| | |
|-------------|------------------------------|
| DATE | 10/29/18 |
| DESCRIPTION | 1ST REVISION 2ND REVISION |
| REV. | A B |

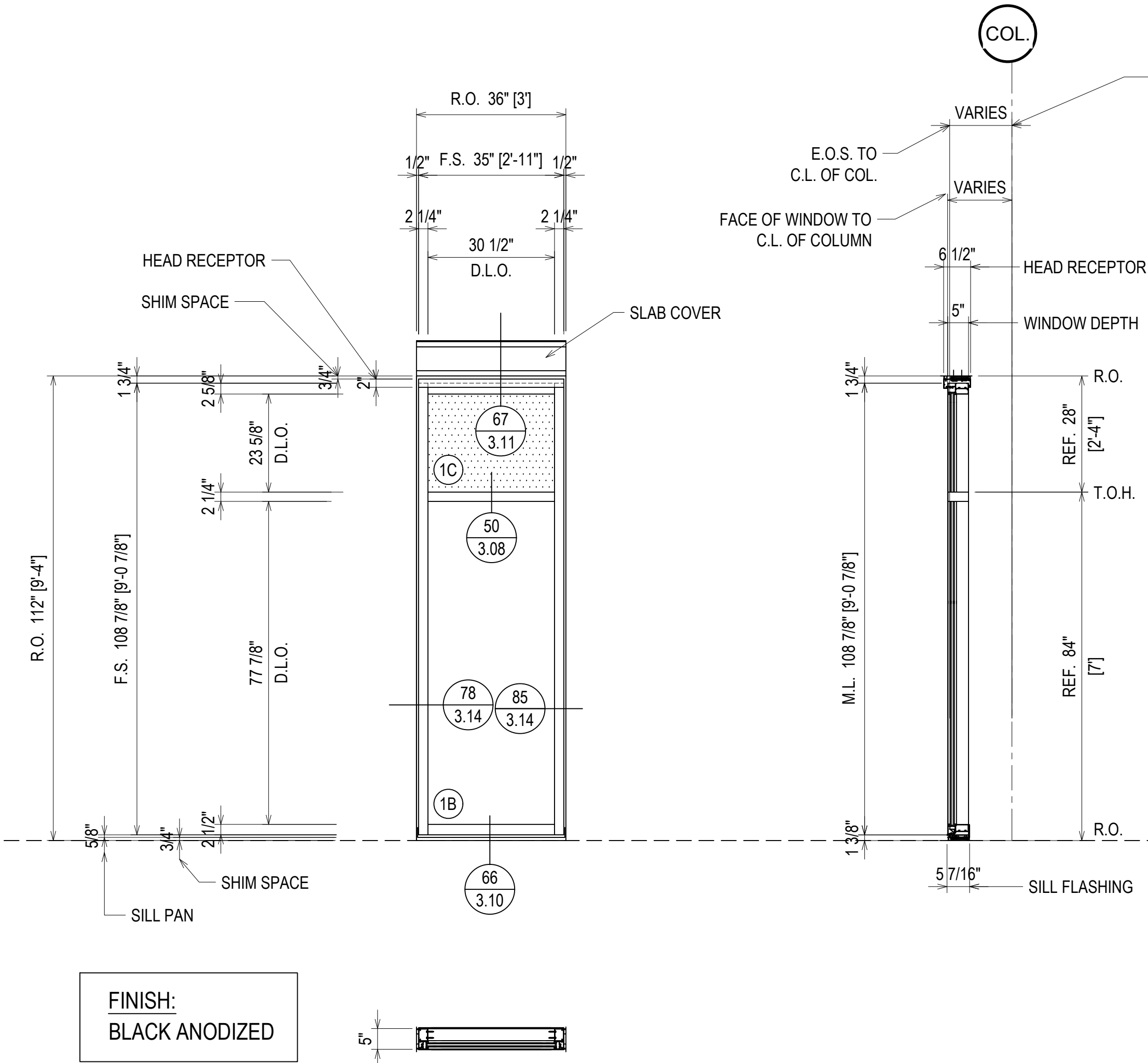
CAMPERDOWN APARTMENTS
GREENVILLE, SC 29602



| | | | |
|-------------|----------|---------|----------|
| DRAWN BY | CW | DATE | 09.24.18 |
| APPROVED BY | PA | DATE | 09.24.18 |
| SCALE | AS NOTED | FILE NO | |

2.34

| QUANTITY K | |
|-------------|----------|
| FLOOR | QUANTITY |
| PLAZA LEVEL | 0 |
| 1ST FLOOR | 0 |
| 2ND FLOOR | 2 |
| 3RD FLOOR | 4 |
| 4TH FLOOR | 2 |
| 5TH FLOOR | 7 |
| 6TH FLOOR | 0 |
| 7TH FLOOR | 2 |
| 8TH FLOOR | 0 |
| 9TH FLOOR | 0 |
| 10TH FLOOR | 0 |
| TOTAL | 18 |

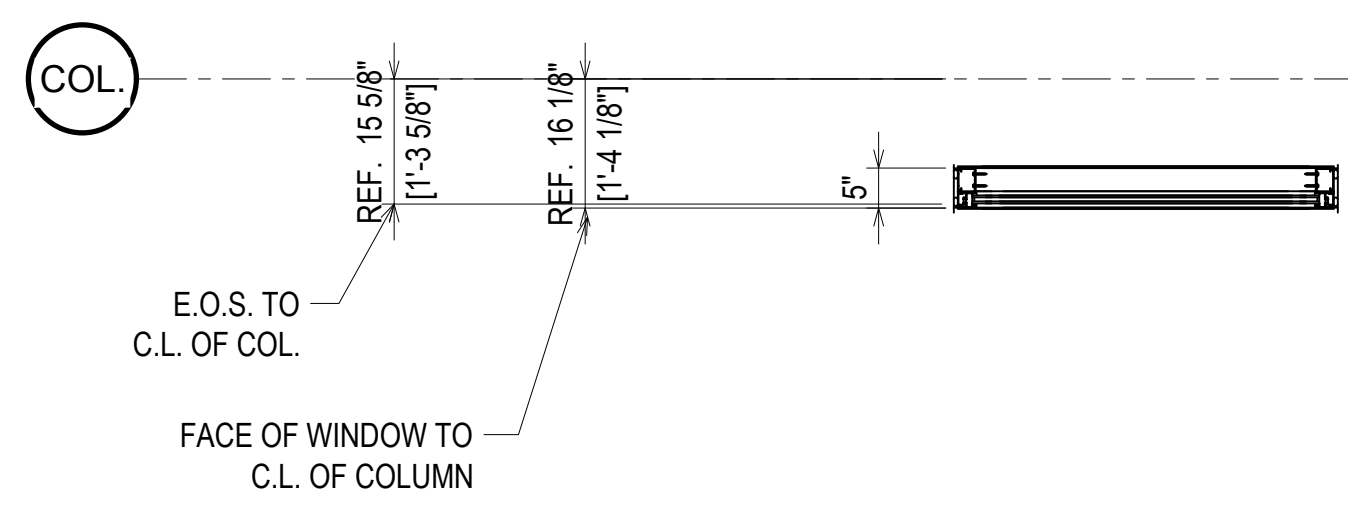


ELEVATION K
SCALE: 1/2" = 1'-0"
KAWNEER FG-501T 2 1/4" X 5"
WINDOW WALL SYSTEM (EXTERIOR INSTALLED)
1" INSULATED GLASS - FRONT SET
QUANTITY: 17

⊗ = FIREMAN LOGO GLASS

| QUANTITY L | |
|-------------|----------|
| FLOOR | QUANTITY |
| PLAZA LEVEL | 0 |
| 1ST FLOOR | 0 |
| 2ND FLOOR | 0 |
| 3RD FLOOR | 0 |
| 4TH FLOOR | 0 |
| 5TH FLOOR | 1 |
| 6TH FLOOR | 0 |
| 7TH FLOOR | 0 |
| 8TH FLOOR | 0 |
| 9TH FLOOR | 0 |
| 10TH FLOOR | 0 |
| TOTAL | 1 |

FINISH:
BLACK ANODIZED

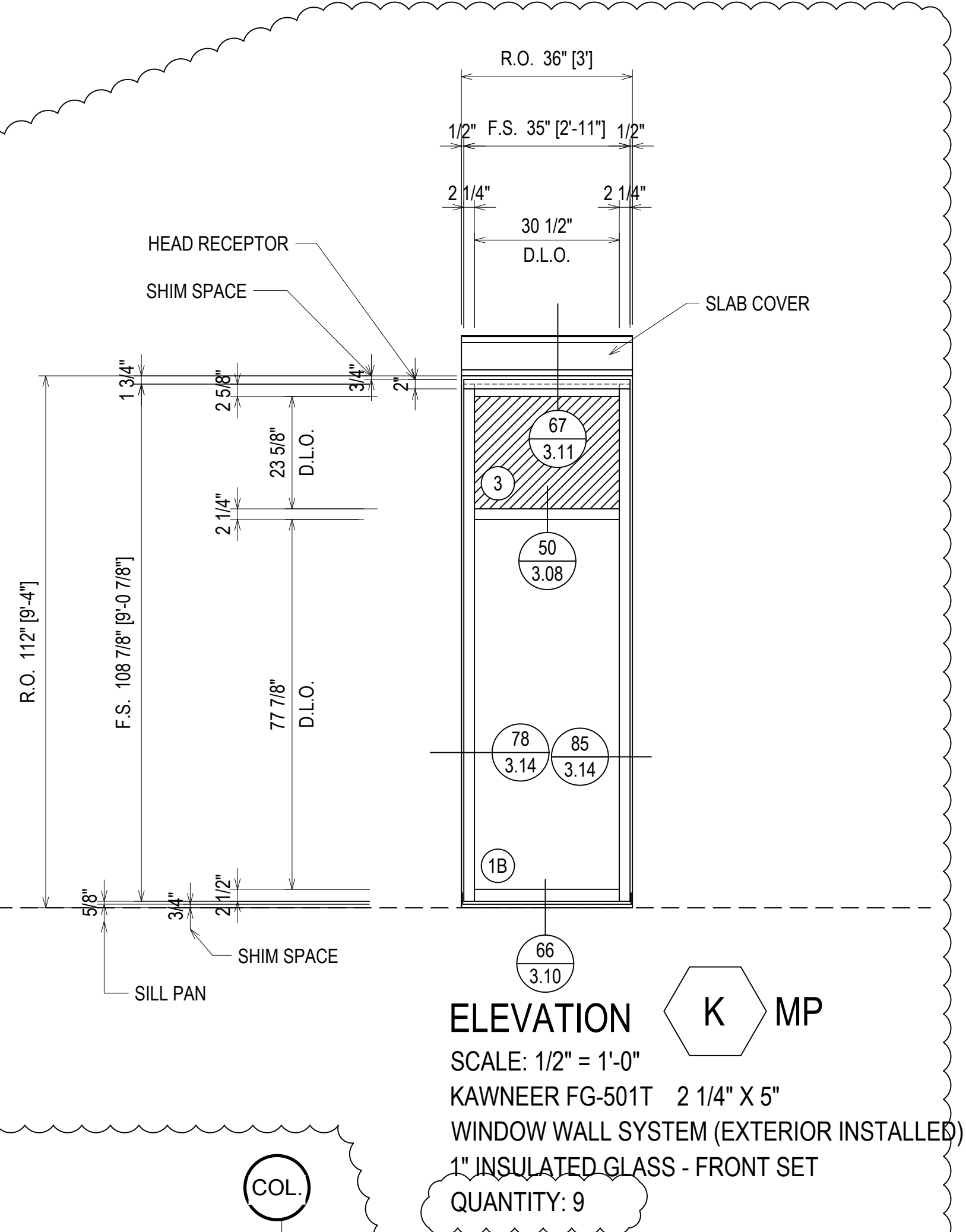


ELEVATION L
SCALE: 1/2" = 1'-0"
KAWNEER FG-501T 2 1/4" X 5"
WINDOW WALL SYSTEM (EXTERIOR INSTALLED)
1" INSULATED GLASS - FRONT SET
QUANTITY: 1

ERECTOR / G.C. NOTE:
PLEASE FIELD VERIFY ALL DIMENSIONS

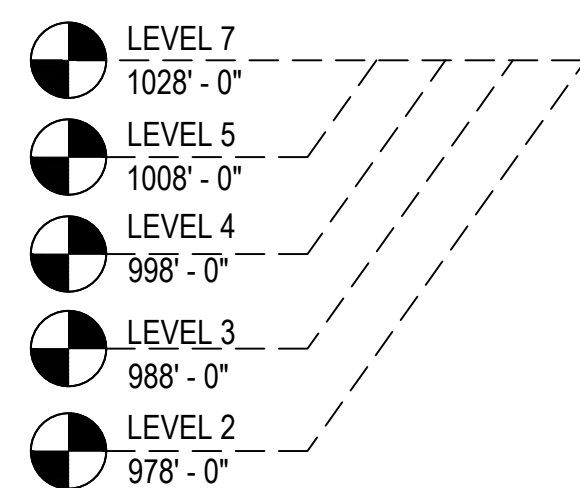
| QUANTITY K - MP | |
|-----------------|----------|
| FLOOR | QUANTITY |
| PLAZA LEVEL | 0 |
| 1ST FLOOR | 0 |
| 2ND FLOOR | 2 |
| 3RD FLOOR | 1 |
| 4TH FLOOR | 2 |
| 5TH FLOOR | 2 |
| 6TH FLOOR | 0 |
| 7TH FLOOR | 2 |
| 8TH FLOOR | 0 |
| 9TH FLOOR | 0 |
| 10TH FLOOR | 0 |
| TOTAL | 9 |

ERECTOR NOTE: THE C.L. OF COL. REFERENCE DIMENSION VARIES ON THIS WINDOW. THE INTENT IS TO HAVE THE WINDOW SET AT 1/2" PROUD OF THE METAL FRAMING IN AN EFFORT TO ALLOW SEALANT JOINT TO ADHERE TO THE WATER PROOFING MEMBRANE.

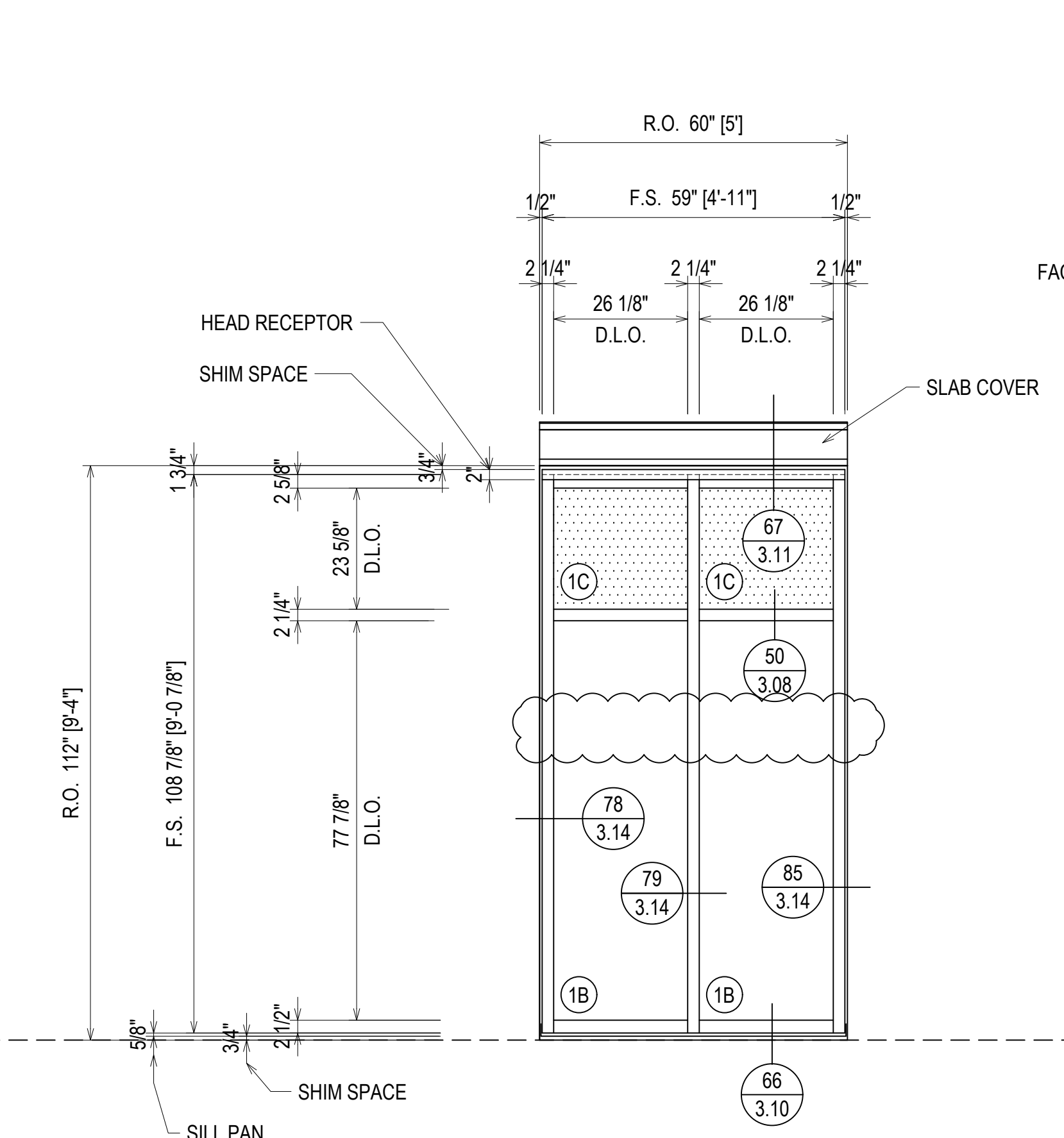
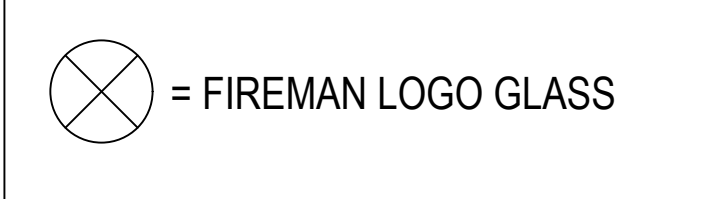


ELEVATION K MP
SCALE: 1/2" = 1'-0"
KAWNEER FG-501T 2 1/4" X 5"
WINDOW WALL SYSTEM (EXTERIOR INSTALLED)
1" INSULATED GLASS - FRONT SET
QUANTITY: 9

| QUANTITY M | |
|-------------|----------|
| FLOOR | QUANTITY |
| PLAZA LEVEL | 0 |
| 1ST FLOOR | 0 |
| 2ND FLOOR | 3 |
| 3RD FLOOR | 5 |
| 4TH FLOOR | 3 |
| 5TH FLOOR | 6 |
| 6TH FLOOR | 0 |
| 7TH FLOOR | 4 |
| 8TH FLOOR | 0 |
| 9TH FLOOR | 0 |
| 10TH FLOOR | 0 |
| TOTAL | 21 |

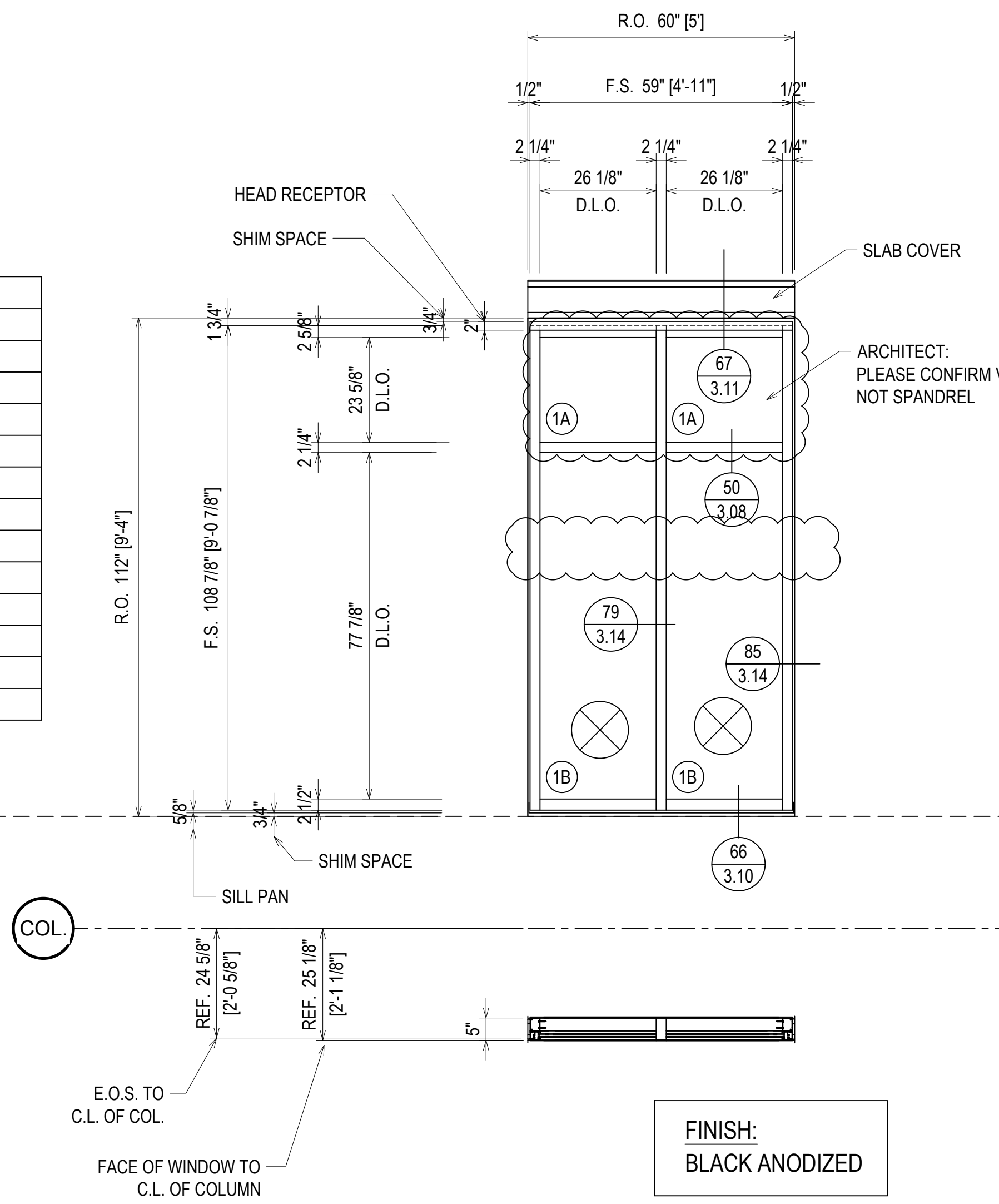
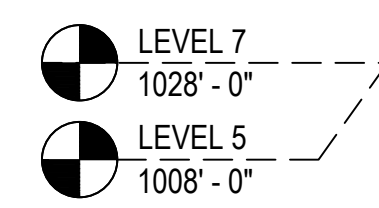


ELEVATION M
 SCALE: 1/2" = 1'-0"
 KAWNEER FG-501T 2 1/4" X 5"
 WINDOW WALL SYSTEM (EXTERIOR INSTALLED)
 1" INSULATED GLASS - FRONT SET
 QUANTITY: 21



FINISH:
BLACK ANODIZED

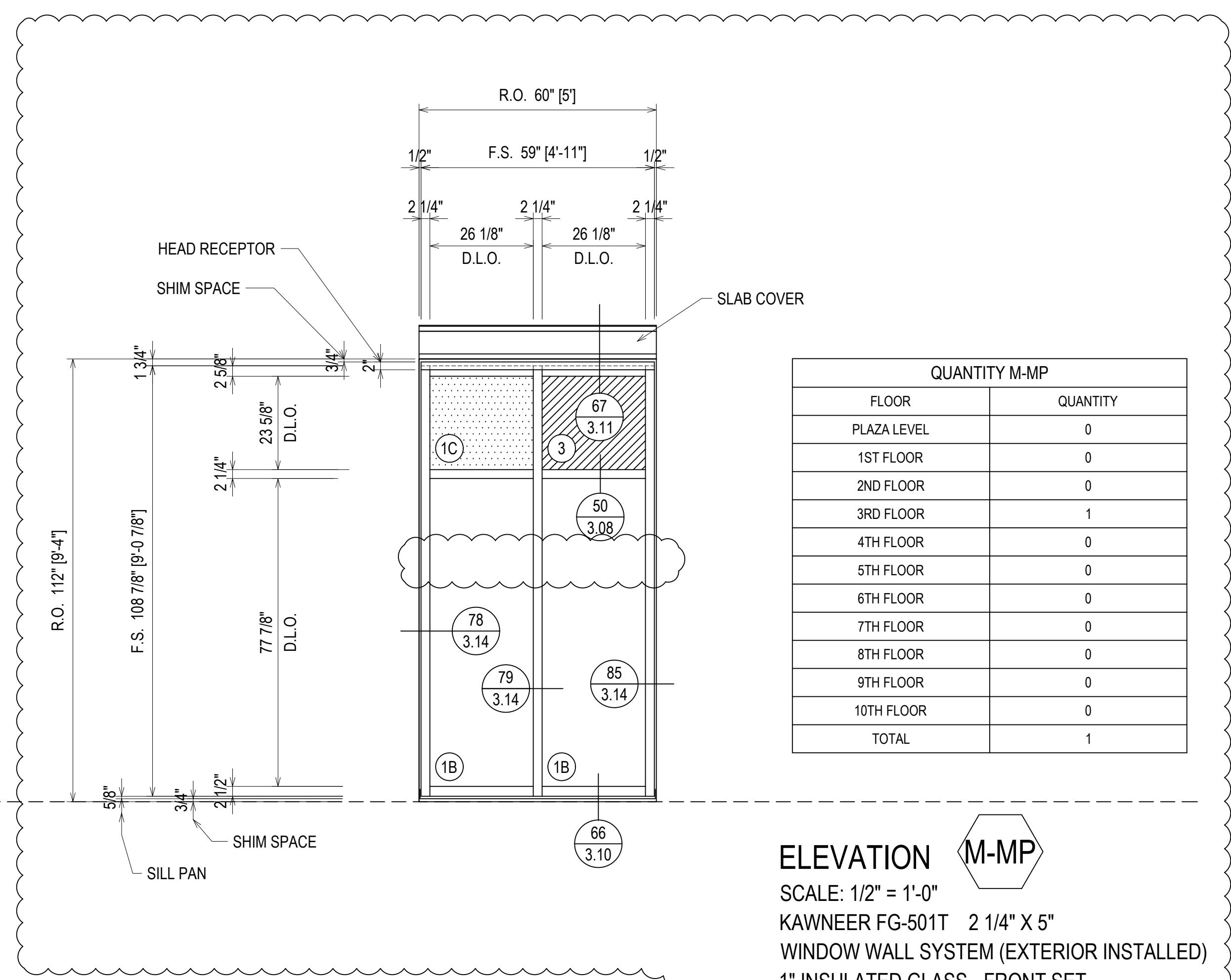
| QUANTITY MF | |
|-------------|----------|
| FLOOR | QUANTITY |
| PLAZA LEVEL | 0 |
| 1ST FLOOR | 0 |
| 2ND FLOOR | 0 |
| 3RD FLOOR | 0 |
| 4TH FLOOR | 0 |
| 5TH FLOOR | 1 |
| 6TH FLOOR | 0 |
| 7TH FLOOR | 1 |
| 8TH FLOOR | 0 |
| 9TH FLOOR | 0 |
| 10TH FLOOR | 0 |
| TOTAL | 2 |



FINISH:
BLACK ANODIZED

ELEVATION MF
 SCALE: 1/2" = 1'-0"
 KAWNEER FG-501T 2 1/4" X 5"
 WINDOW WALL SYSTEM (EXTERIOR INSTALLED)
 1" INSULATED GLASS - FRONT SET
 QUANTITY: 2

ERECTOR / G.C. NOTE:
PLEASE FIELD VERIFY ALL DIMENSIONS




| QUANTITY M-MP | |
|---------------|----------|
| FLOOR | QUANTITY |
| PLAZA LEVEL | 0 |
| 1ST FLOOR | 0 |
| 2ND FLOOR | 0 |
| 3RD FLOOR | 1 |
| 4TH FLOOR | 0 |
| 5TH FLOOR | 0 |
| 6TH FLOOR | 0 |
| 7TH FLOOR | 0 |
| 8TH FLOOR | 0 |
| 9TH FLOOR | 0 |
| 10TH FLOOR | 0 |
| TOTAL | 1 |

ELEVATION M-MP
 SCALE: 1/2" = 1'-0"
 KAWNEER FG-501T 2 1/4" X 5"
 WINDOW WALL SYSTEM (EXTERIOR INSTALLED)
 1" INSULATED GLASS - FRONT SET
 QUANTITY: 1

| DATE | DESCRIPTION |
|----------|--------------|
| 10/29/18 | 1ST REVISION |
| 12/19/18 | 2ND REVISION |

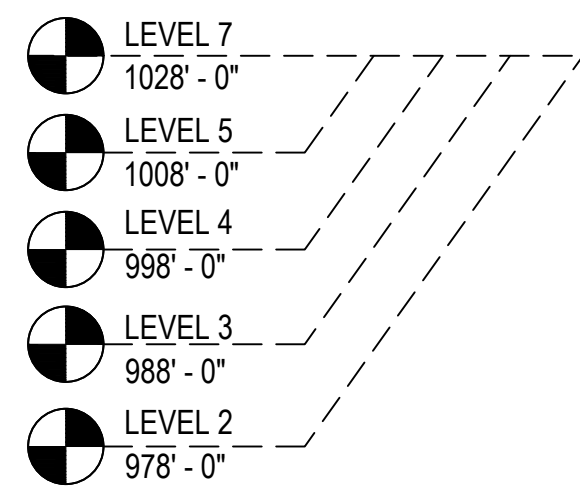
CAMPERDOWN APARTMENTS
GREENVILLE, SC 29602



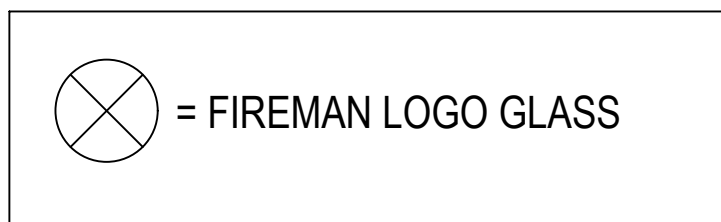
| DRAWN BY | DATE |
|-------------|----------|
| CW | 09.24.18 |
| APPROVED BY | DATE |
| PA | 09.24.18 |
| SCALE | FILE NO. |
| AS NOTED | |

2.35

| QUANTITY N | |
|-------------|----------|
| FLOOR | QUANTITY |
| PLAZA LEVEL | 0 |
| 1ST FLOOR | 0 |
| 2ND FLOOR | 2 |
| 3RD FLOOR | 2 |
| 4TH FLOOR | 2 |
| 5TH FLOOR | 5 |
| 6TH FLOOR | 0 |
| 7TH FLOOR | 3 |
| 8TH FLOOR | 0 |
| 9TH FLOOR | 0 |
| 10TH FLOOR | 0 |
| TOTAL | 14 |



ELEVATION N
SCALE: 1/2" = 1'-0"
KAWNEER FG-501T 2 1/4" X 5"
WINDOW WALL SYSTEM (EXTERIOR INSTALLED)
1" INSULATED GLASS - FRONT SET
QUANTITY: 14



| QUANTITY NF | |
|-------------|----------|
| FLOOR | QUANTITY |
| PLAZA LEVEL | 0 |
| 1ST FLOOR | 0 |
| 2ND FLOOR | 0 |
| 3RD FLOOR | 0 |
| 4TH FLOOR | 0 |
| 5TH FLOOR | 1 |
| 6TH FLOOR | 0 |
| 7TH FLOOR | 0 |
| 8TH FLOOR | 0 |
| 9TH FLOOR | 0 |
| 10TH FLOOR | 0 |
| TOTAL | 1 |

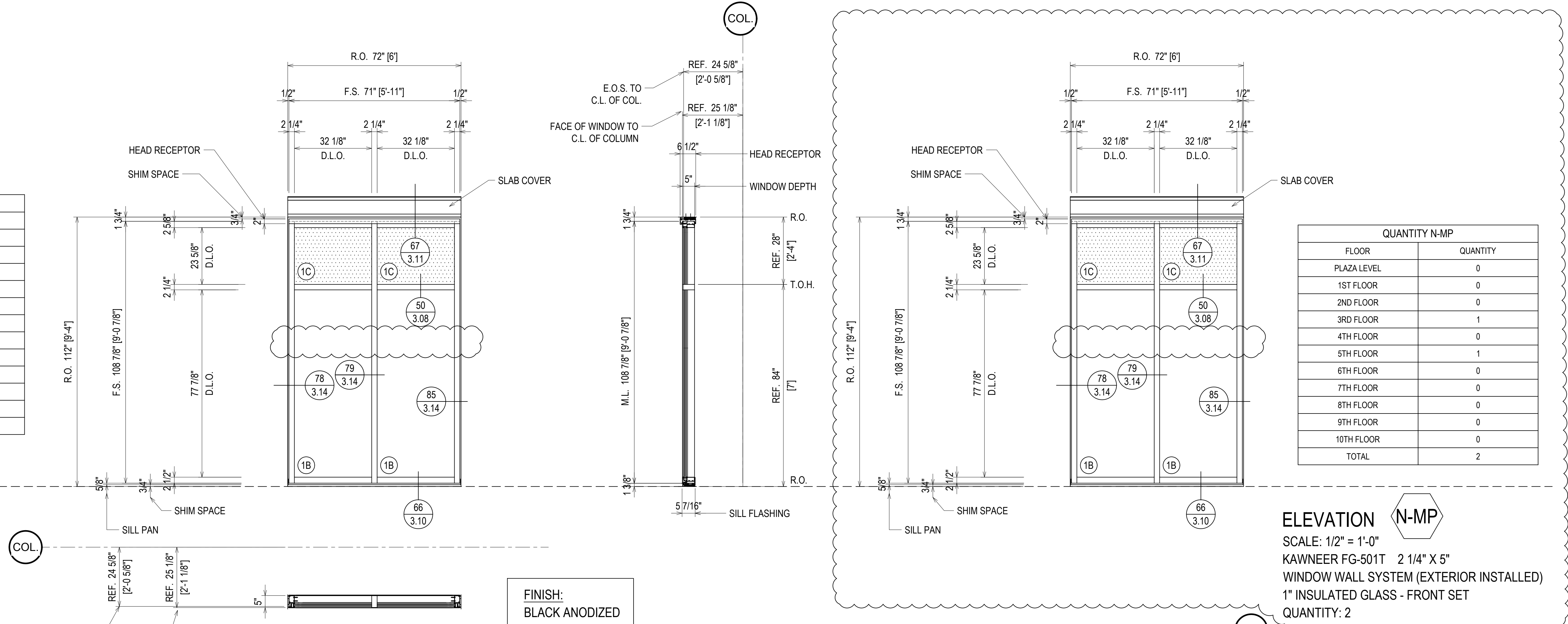


ELEVATION NF
SCALE: 1/2" = 1'-0"
KAWNEER FG-501T 2 1/4" X 5"
WINDOW WALL SYSTEM (EXTERIOR INSTALLED)
1" INSULATED GLASS - FRONT SET
QUANTITY: 1

FINISH:
BLACK ANODIZED

ELEVATION NF
SCALE: 1/2" = 1'-0"
KAWNEER FG-501T 2 1/4" X 5"
WINDOW WALL SYSTEM (EXTERIOR INSTALLED)
1" INSULATED GLASS - FRONT SET
QUANTITY: 1

ERECTOR / G.C. NOTE:
PLEASE FIELD VERIFY ALL DIMENSIONS



| QUANTITY N-MP | |
|---------------|----------|
| FLOOR | QUANTITY |
| PLAZA LEVEL | 0 |
| 1ST FLOOR | 0 |
| 2ND FLOOR | 0 |
| 3RD FLOOR | 1 |
| 4TH FLOOR | 0 |
| 5TH FLOOR | 1 |
| 6TH FLOOR | 0 |
| 7TH FLOOR | 0 |
| 8TH FLOOR | 0 |
| 9TH FLOOR | 0 |
| 10TH FLOOR | 0 |
| TOTAL | 2 |

ELEVATION N-MP
SCALE: 1/2" = 1'-0"
KAWNEER FG-501T 2 1/4" X 5"
WINDOW WALL SYSTEM (EXTERIOR INSTALLED)
1" INSULATED GLASS - FRONT SET
QUANTITY: 2

| REV. | DESCRIPTION | DATE |
|------|--------------|----------|
| A | 1ST REVISION | 10/29/18 |
| B | 2ND REVISION | 12/19/18 |

CAMPERDOWN APARTMENTS
GREENVILLE, SC 29602

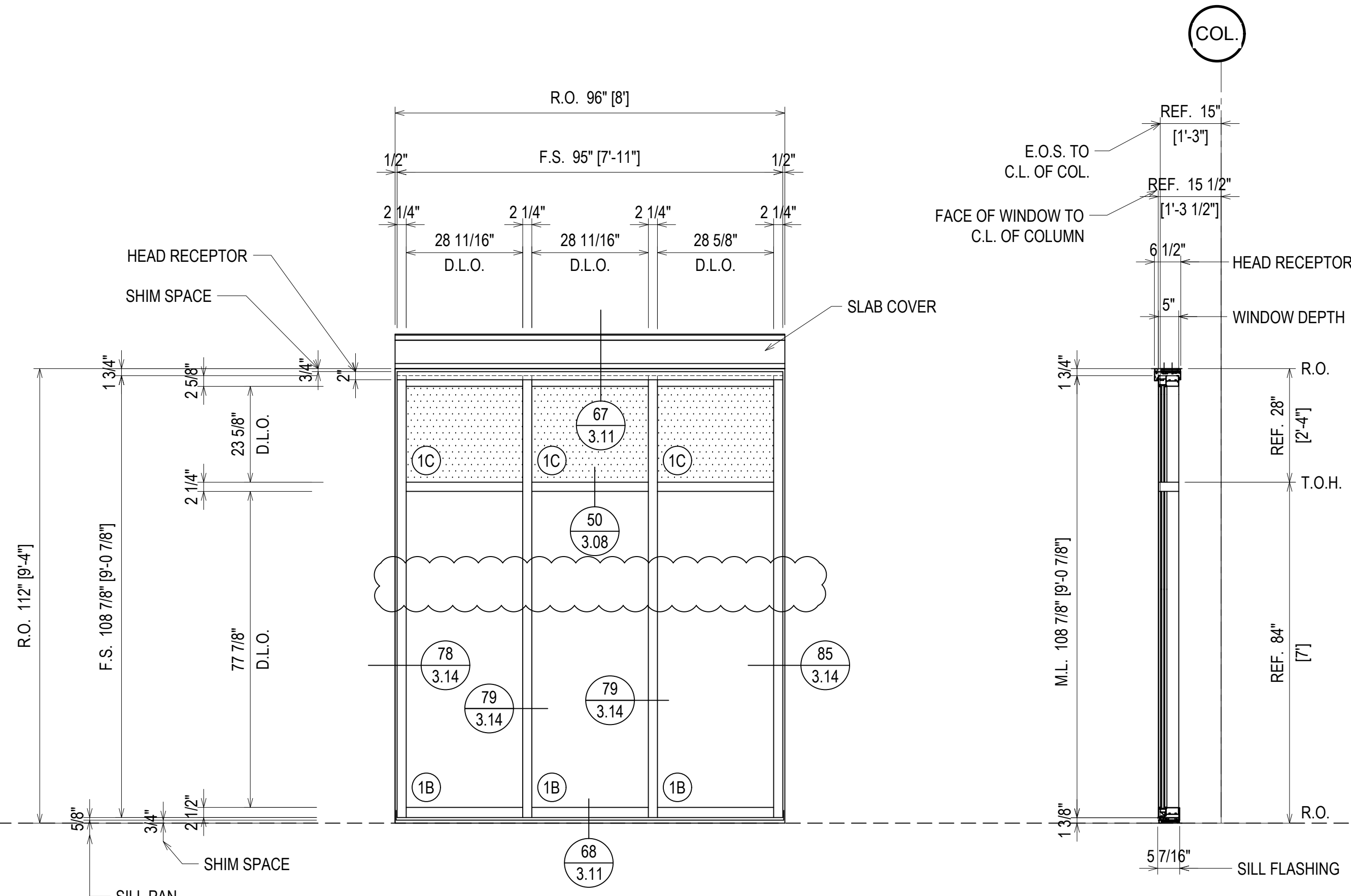


| DESIGNED BY | DATE |
|-------------|----------|
| CW | 09.24.18 |
| APPROVED BY | DATE |
| PA | 09.24.18 |
| SCALE | FILE NO. |
| AS NOTED | |

2.36

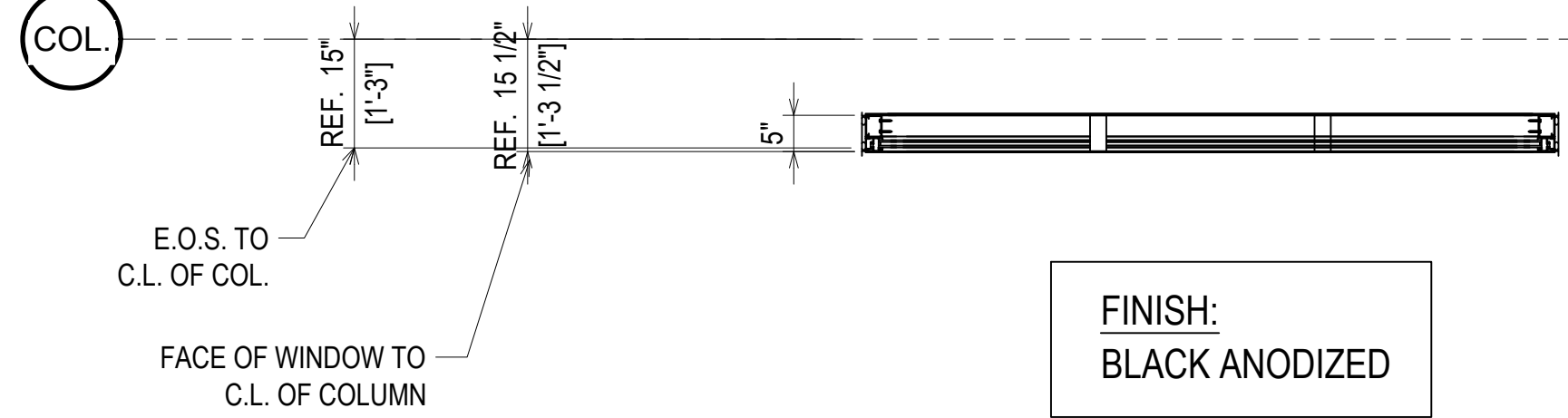
| QUANTITY P | |
|-------------|----------|
| FLOOR | QUANTITY |
| PLAZA LEVEL | 0 |
| 1ST FLOOR | 0 |
| 2ND FLOOR | 0 |
| 3RD FLOOR | 4 |
| 4TH FLOOR | 0 |
| 5TH FLOOR | 3 |
| 6TH FLOOR | 0 |
| 7TH FLOOR | 1 |
| 8TH FLOOR | 0 |
| 9TH FLOOR | 0 |
| 10TH FLOOR | 0 |
| TOTAL | 8 |

- LEVEL 7
1028' - 0"
- LEVEL 5
1008' - 0"
- LEVEL 3
988' - 0"



ELEVATION P
 SCALE: 1/2" = 1'-0"
 KAWNEER FG-501T 2 1/4" X 5"
 WINDOW WALL SYSTEM (EXTERIOR INSTALLED)
 1" INSULATED GLASS - FRONT SET
 QUANTITY: 8

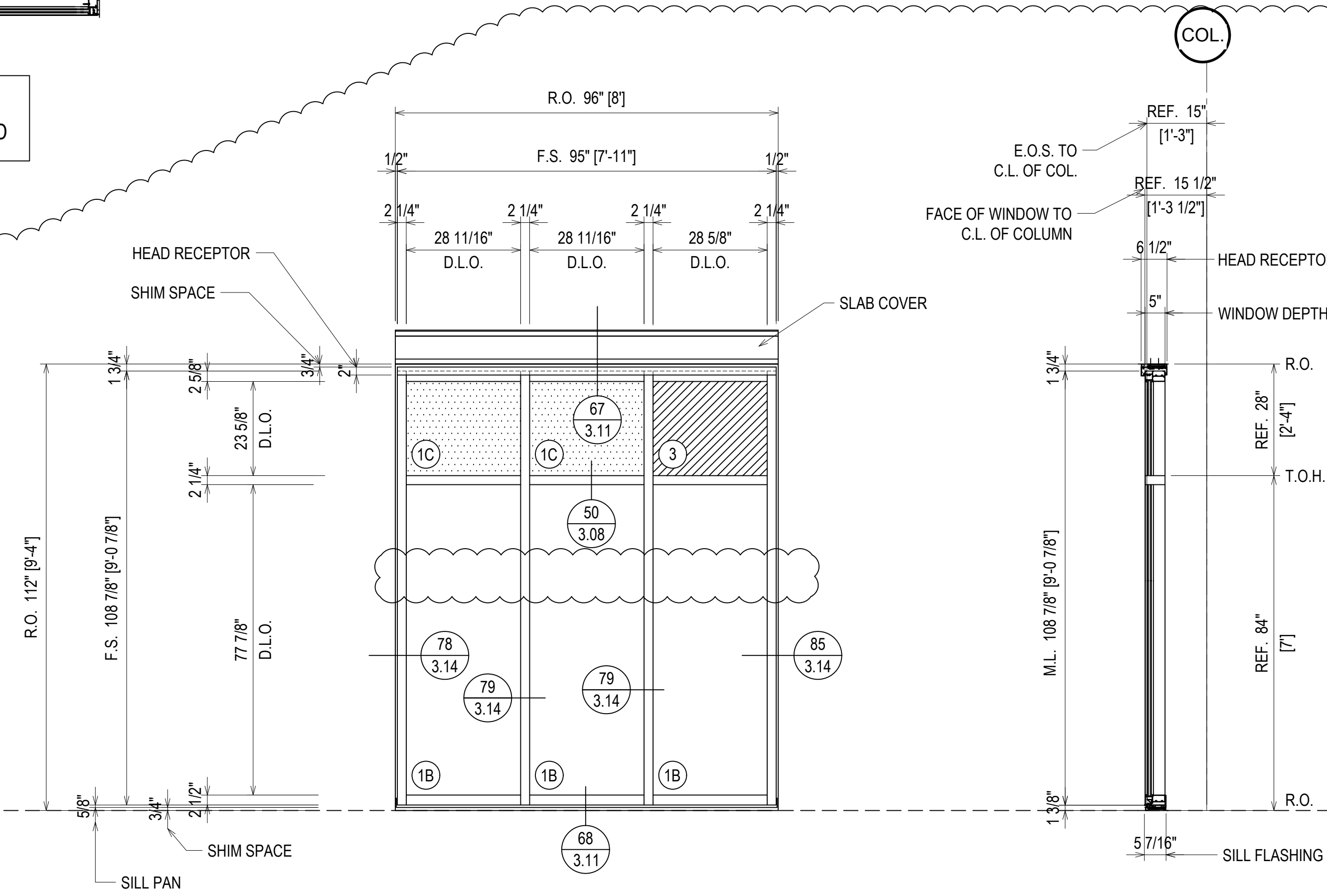
⊗ = FIREMAN LOGO GLASS



FINISH:
BLACK ANODIZED

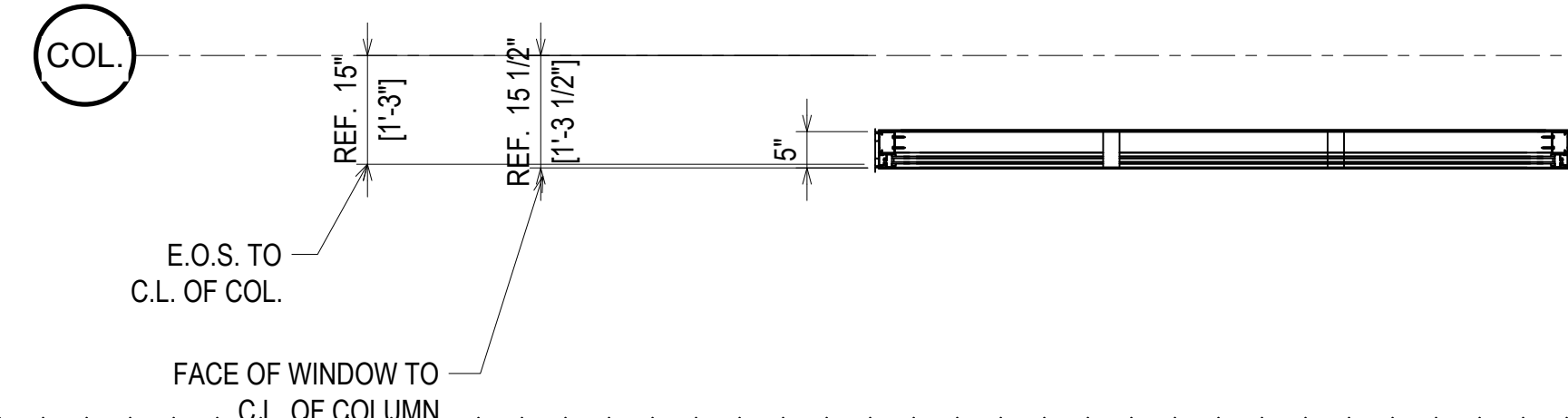
| QUANTITY P | |
|-------------|----------|
| FLOOR | QUANTITY |
| PLAZA LEVEL | 0 |
| 1ST FLOOR | 0 |
| 2ND FLOOR | 0 |
| 3RD FLOOR | 1 |
| 4TH FLOOR | 0 |
| 5TH FLOOR | 1 |
| 6TH FLOOR | 0 |
| 7TH FLOOR | 1 |
| 8TH FLOOR | 0 |
| 9TH FLOOR | 0 |
| 10TH FLOOR | 0 |
| TOTAL | 3 |

- LEVEL 7
1028' - 0"
- LEVEL 5
1008' - 0"
- LEVEL 3
988' - 0"



ELEVATION P-MP
 SCALE: 1/2" = 1'-0"
 KAWNEER FG-501T 2 1/4" X 5"
 WINDOW WALL SYSTEM (EXTERIOR INSTALLED)
 1" INSULATED GLASS - FRONT SET
 QUANTITY: 3

FINISH:
BLACK ANODIZED



ERECTOR / G.C. NOTE:
PLEASE FIELD VERIFY ALL DIMENSIONS

| REV. | DESCRIPTION | DATE |
|------|--------------|----------|
| A | 1ST REVISION | 10/29/18 |
| B | 2ND REVISION | 12/18/18 |

CAMPERDOWN APARTMENTS
GREENVILLE, SC 29602

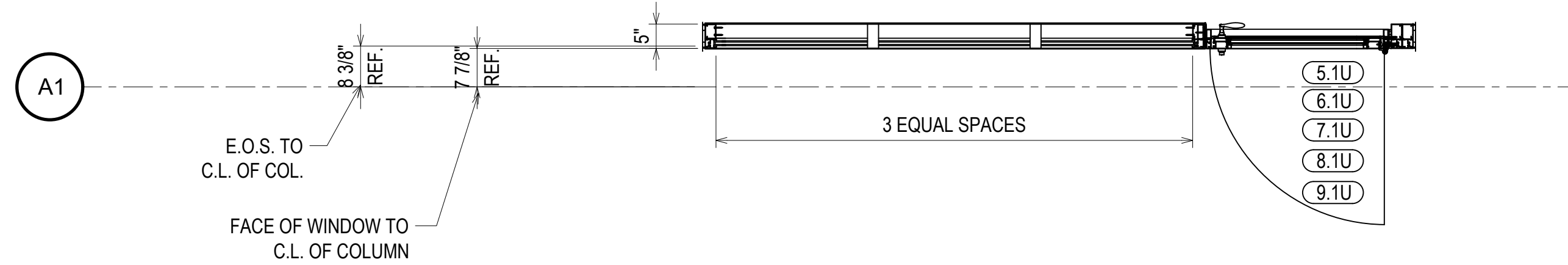
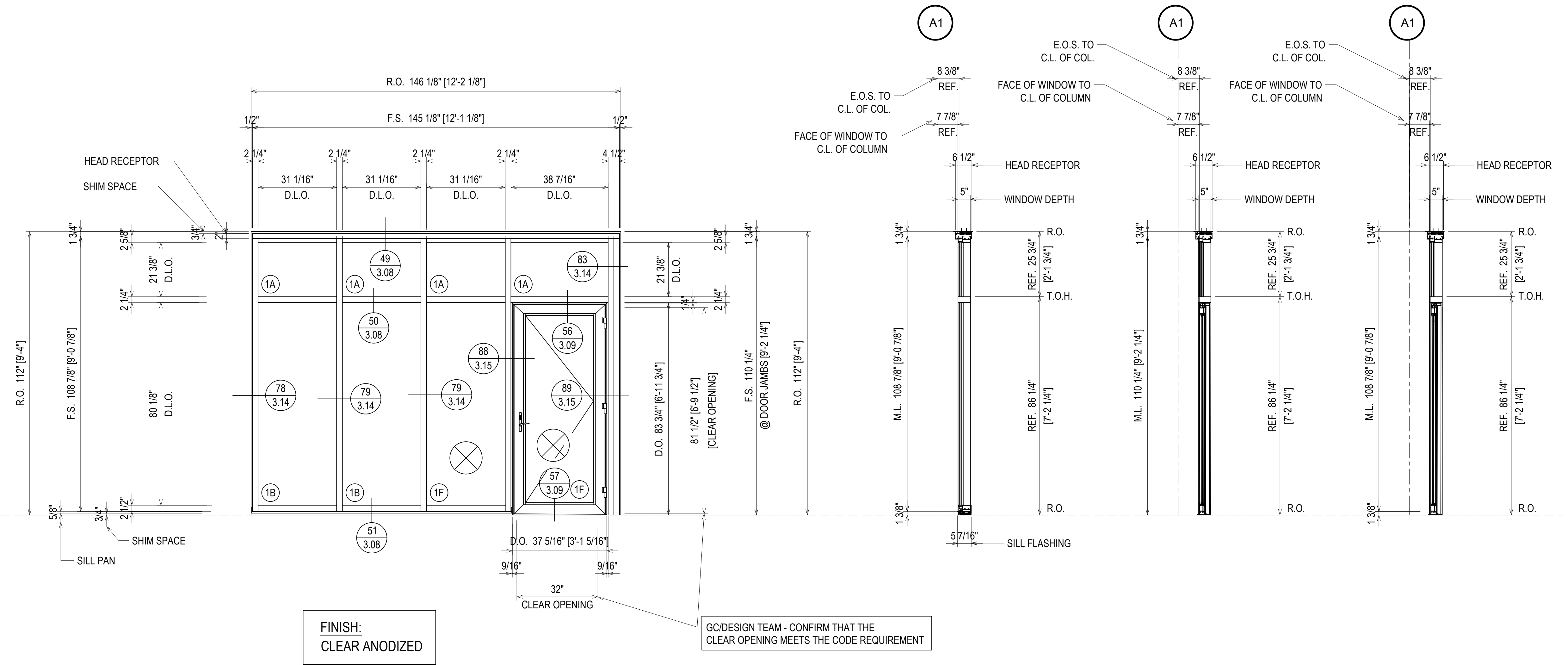


| | |
|-------------------|------------------|
| DRAWN BY CW | DATE 09.24.18 |
| APPROVED BY PA | DATE 09.24.18 |
| SCALE AS NOTED | FILE NO. |

2.37

| QUANTITY W1 | |
|-------------|----------|
| FLOOR | QUANTITY |
| PLAZA LEVEL | 0 |
| 1ST FLOOR | 0 |
| 2ND FLOOR | 0 |
| 3RD FLOOR | 0 |
| 4TH FLOOR | 0 |
| 5TH FLOOR | 1 |
| 6TH FLOOR | 1 |
| 7TH FLOOR | 1 |
| 8TH FLOOR | 1 |
| 9TH FLOOR | 1 |
| 10TH FLOOR | 0 |
| TOTAL | 5 |

- LEVEL 9
1048' - 0"
- LEVEL 8
1038' - 0"
- LEVEL 7
1028' - 0"
- LEVEL 6
1018' - 0"
- LEVEL 5
1008' - 0"



ELEVATION W1
 SCALE: 1/2" = 1'-0"
 KAWNEER FG-501T 2 1/4" X 5"
 WINDOW WALL SYSTEM (EXTERIOR INSTALLED)
 1" INSULATED GLASS - FRONT SET
 KAWNEER 2000T TERRACE DOORS
 QUANTITY: 5

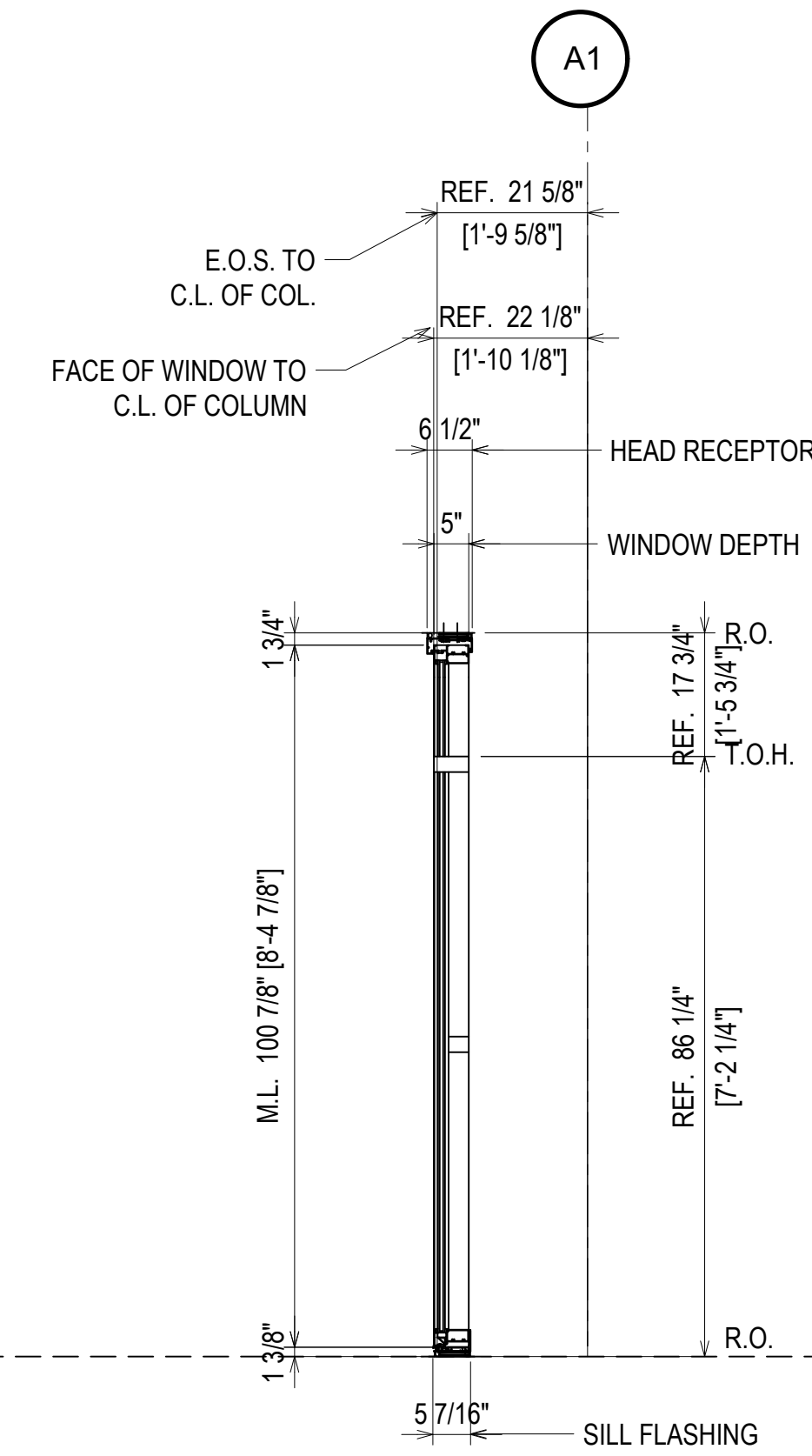
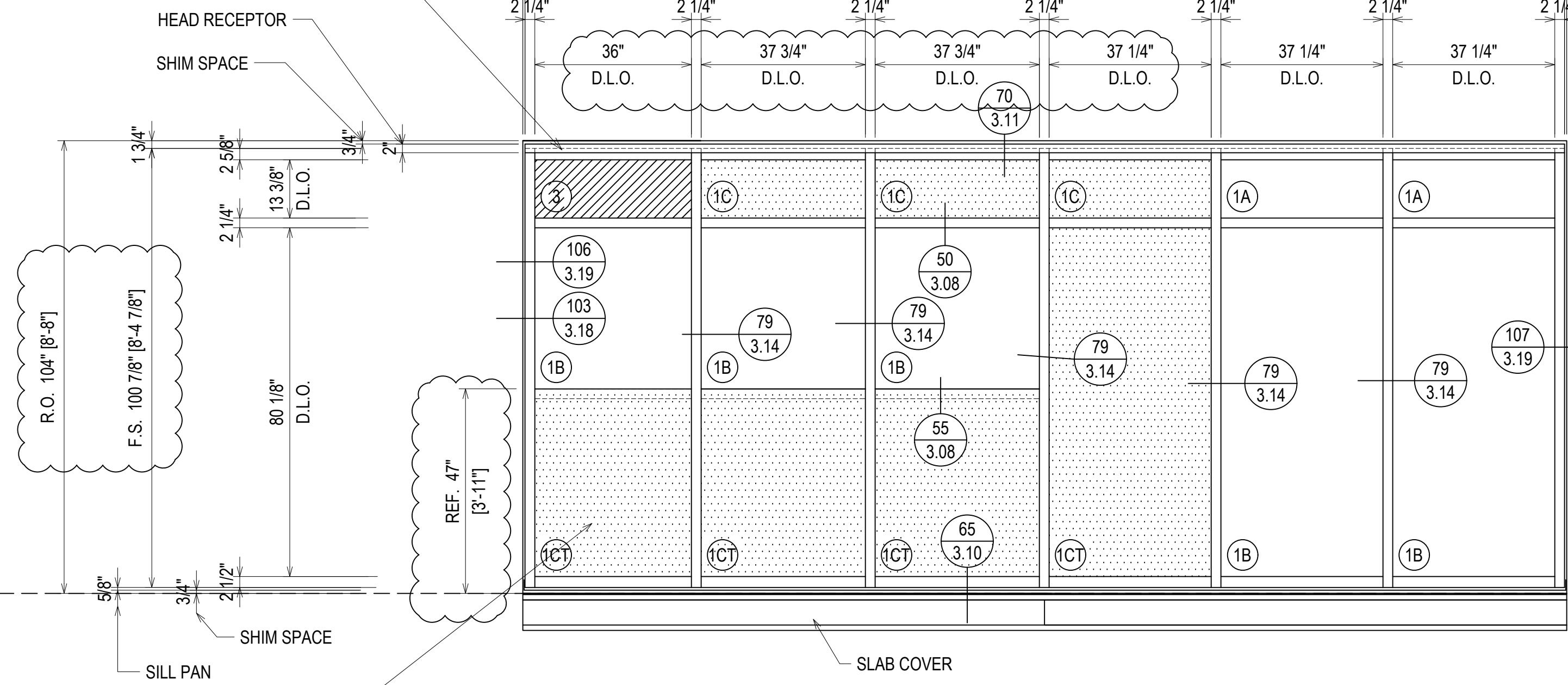
= FIREMAN LOGO GLASS

ERECTOR / G.C. NOTE:
 PLEASE FIELD VERIFY ALL DIMENSIONS

| | |
|-------------|------------------------------|
| DATE | 10/29/18 12/18/18 |
| DESCRIPTION | 1ST REVISION 2ND REVISION |
| REV. | A B |

| QUANTITY W2 | |
|-------------|----------|
| FLOOR | QUANTITY |
| PLAZA LEVEL | 0 |
| 1ST FLOOR | 0 |
| 2ND FLOOR | 0 |
| 3RD FLOOR | 0 |
| 4TH FLOOR | 0 |
| 5TH FLOOR | 1 |
| 6TH FLOOR | 0 |
| 7TH FLOOR | 0 |
| 8TH FLOOR | 0 |
| 9TH FLOOR | 0 |
| 10TH FLOOR | 0 |
| TOTAL | 1 |

ERECTOR NOTE: METAL PANELS WILL HAVE CUT OUTS FOR ROOF PIPING. PLEASE COORDINATE WITH GENERAL CONTRACTOR TO ALLOW FOR PRE FABRICATED HOLES.



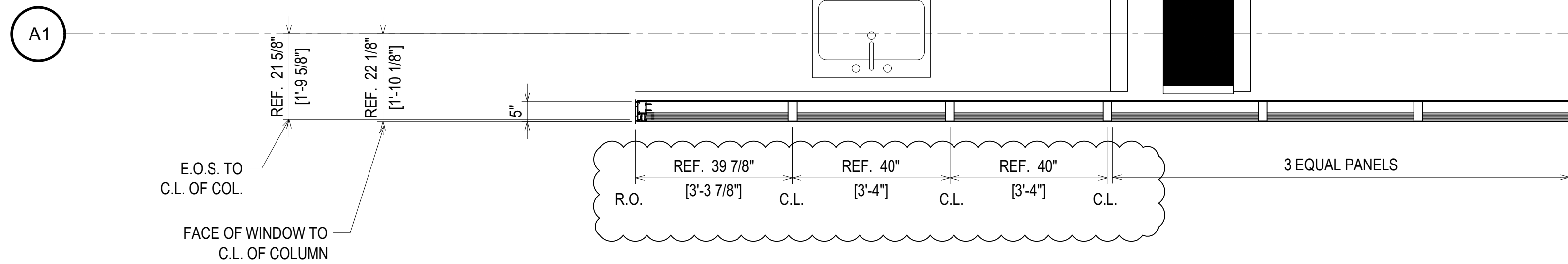
LEVEL 5
1008'-0"

GLASS FABRICATOR TO COAT THE GLASS WITH SPANDREL COATING UP TO THIS POINT. PAST THIS POINT IS VISION GLASS. PLEASE COORDINATE. DESIGNED TO COVER INTERIOR CABINETRY

FINISH:
CLEAR ANODIZED

ELEVATION **W2**

SCALE: 1/2" = 1'-0"
KAWNEER FG-501T 2 1/4" X 5"
WINDOW WALL SYSTEM (EXTERIOR INSTALLED)
1" INSULATED GLASS - FRONT SET
QUANTITY: 1



= FIREMAN LOGO GLASS

| DATE | DESCRIPTION |
|----------|--------------|
| 10/23/18 | 1ST REVISION |
| 12/18/18 | 2ND REVISION |

| REV. | A | B |
|------|---|---|
| | | |

CAMPERDOWN APARTMENTS
GREENVILLE, SC 29602



| DRAWN BY | DATE |
|-------------|----------|
| CW | 09.24.18 |
| APPROVED BY | DATE |
| PA | 09.24.18 |
| SCALE | AS NOTED |
| FILE NO. | |

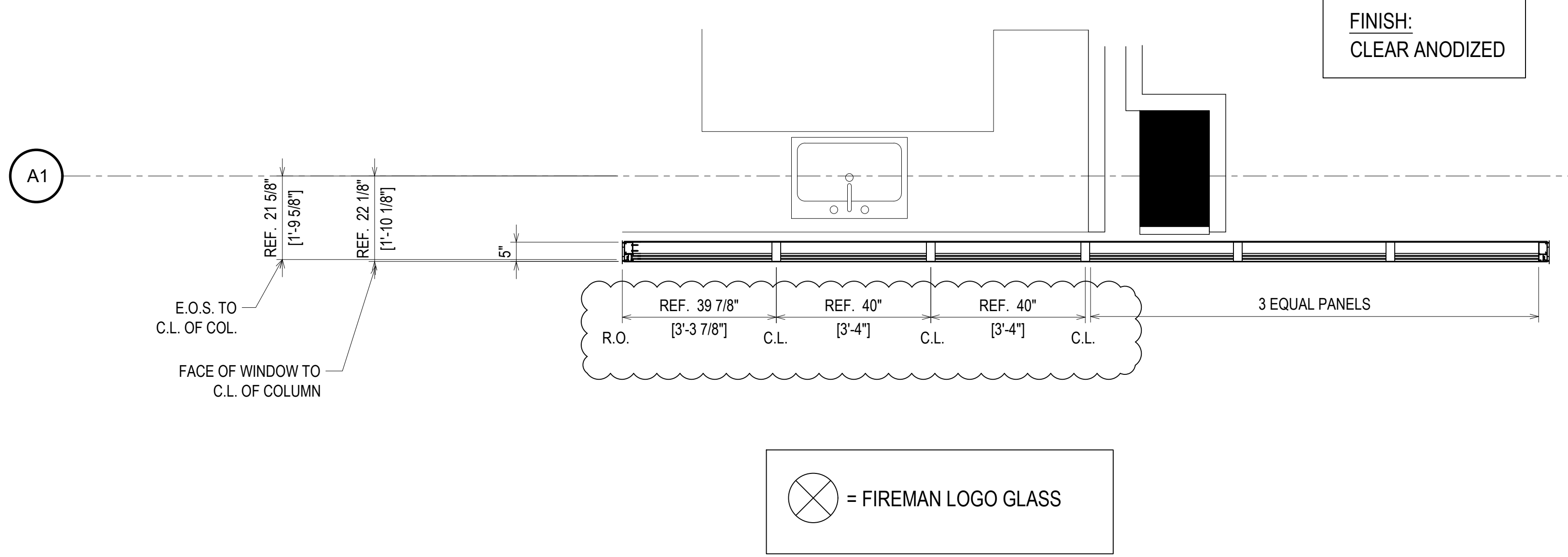
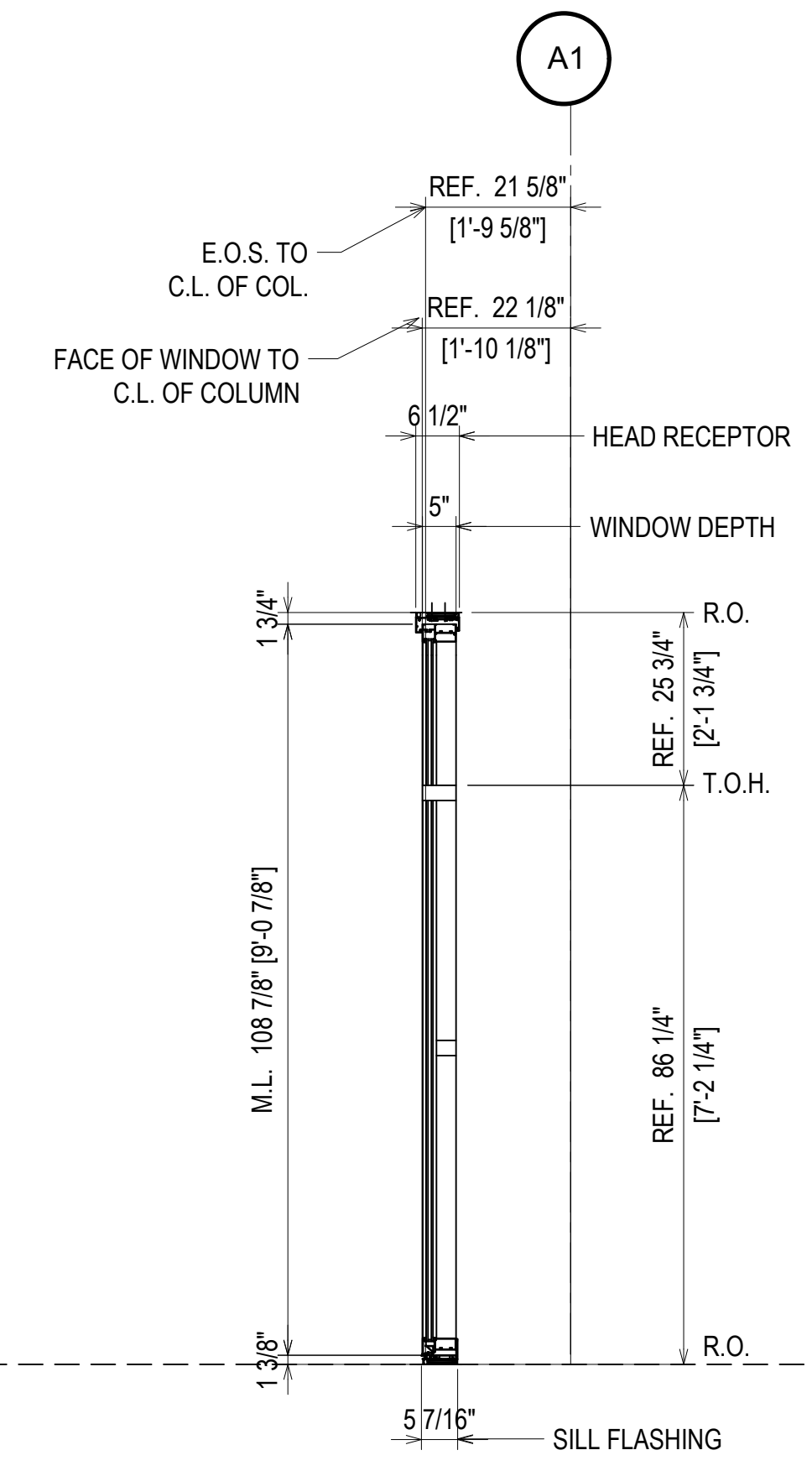
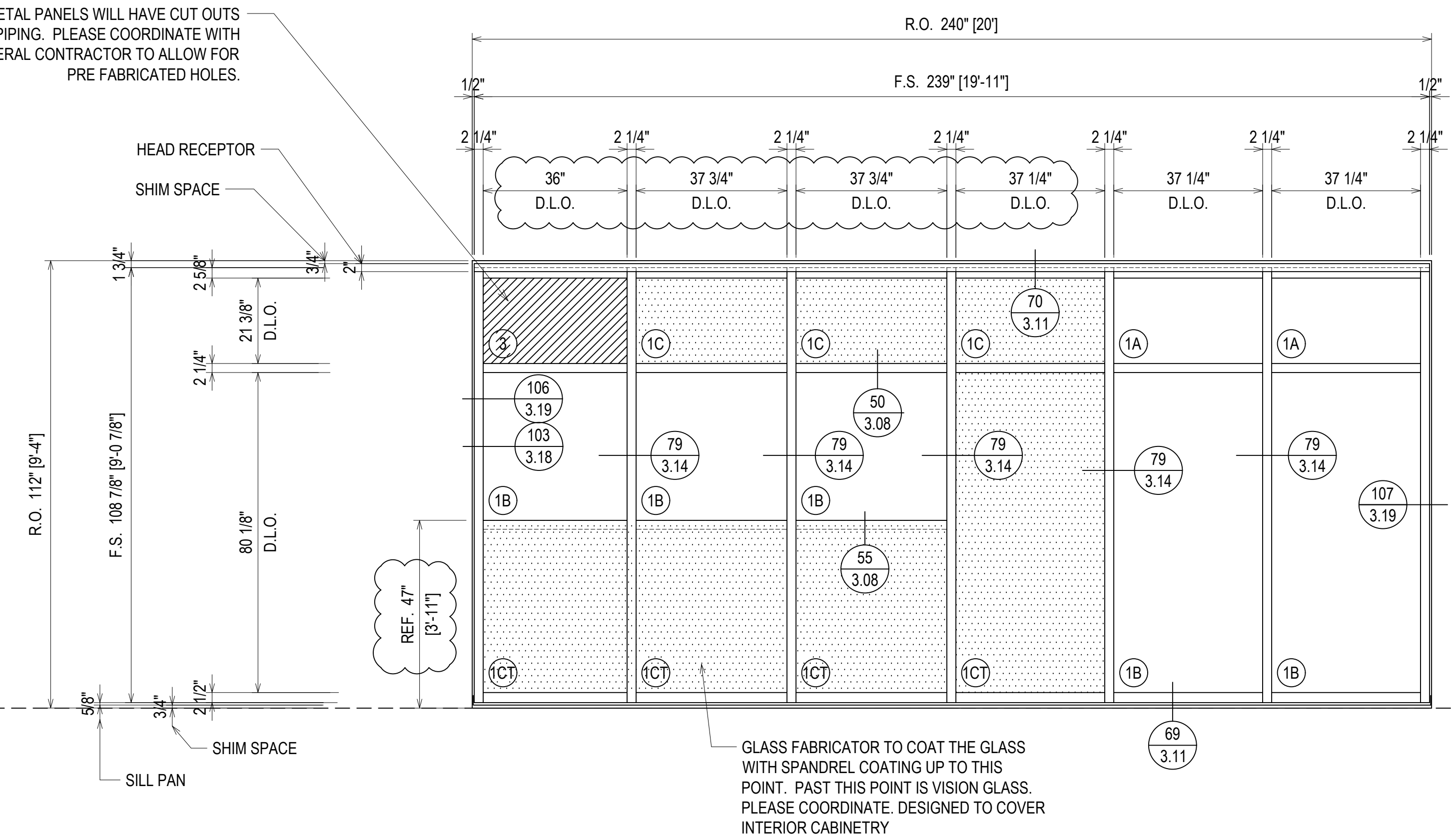
ERECTOR / G.C. NOTE:
PLEASE FIELD VERIFY ALL DIMENSIONS

2.39

ERECTOR NOTE: METAL PANELS WILL HAVE CUT OUTS FOR ROOF PIPING. PLEASE COORDINATE WITH GENERAL CONTRACTOR TO ALLOW FOR PRE FABRICATED HOLES.

| QUANTITY W2A | |
|--------------|----------|
| FLOOR | QUANTITY |
| PLAZA LEVEL | 0 |
| 1ST FLOOR | 0 |
| 2ND FLOOR | 0 |
| 3RD FLOOR | 0 |
| 4TH FLOOR | 0 |
| 5TH FLOOR | 0 |
| 6TH FLOOR | 1 |
| 7TH FLOOR | 1 |
| 8TH FLOOR | 1 |
| 9TH FLOOR | 0 |
| 10TH FLOOR | 0 |
| TOTAL | 3 |

- LEVEL 8
1038' - 0"
- LEVEL 7
1028' - 0"
- LEVEL 6
1018' - 0"



ELEVATION W2A
 SCALE: 1/2" = 1'-0"
 KAWNEER FG-501T 2 1/4" X 5"
 WINDOW WALL SYSTEM (EXTERIOR INSTALLED)
 1" INSULATED GLASS - FRONT SET
 QUANTITY: 3

| REV. | DESCRIPTION | DATE |
|------|--------------|----------|
| A | 1ST REVISION | 10/29/18 |
| B | 2ND REVISION | 12/18/18 |

CAMPERDOWN APARTMENTS
 GREENVILLE, SC 29602



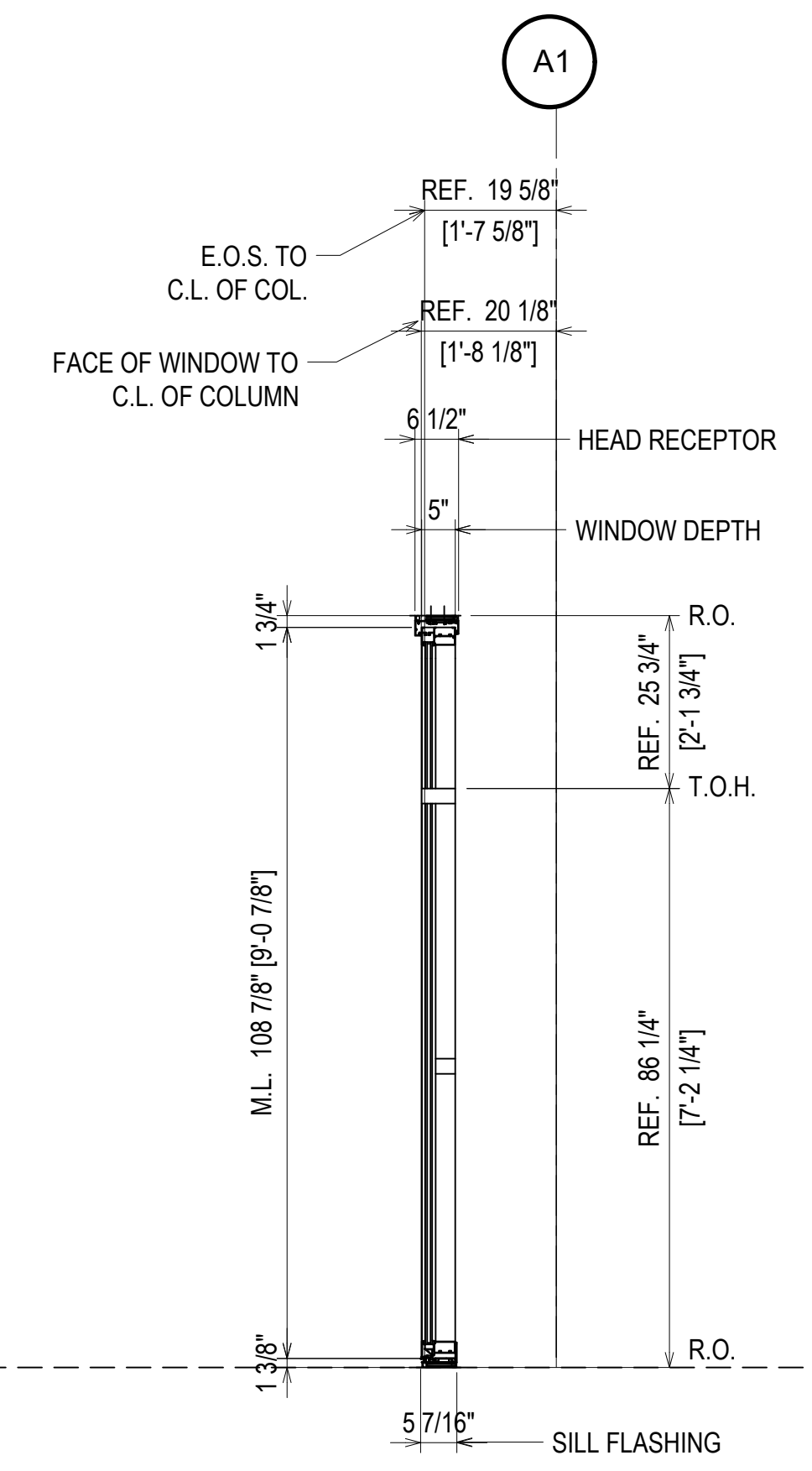
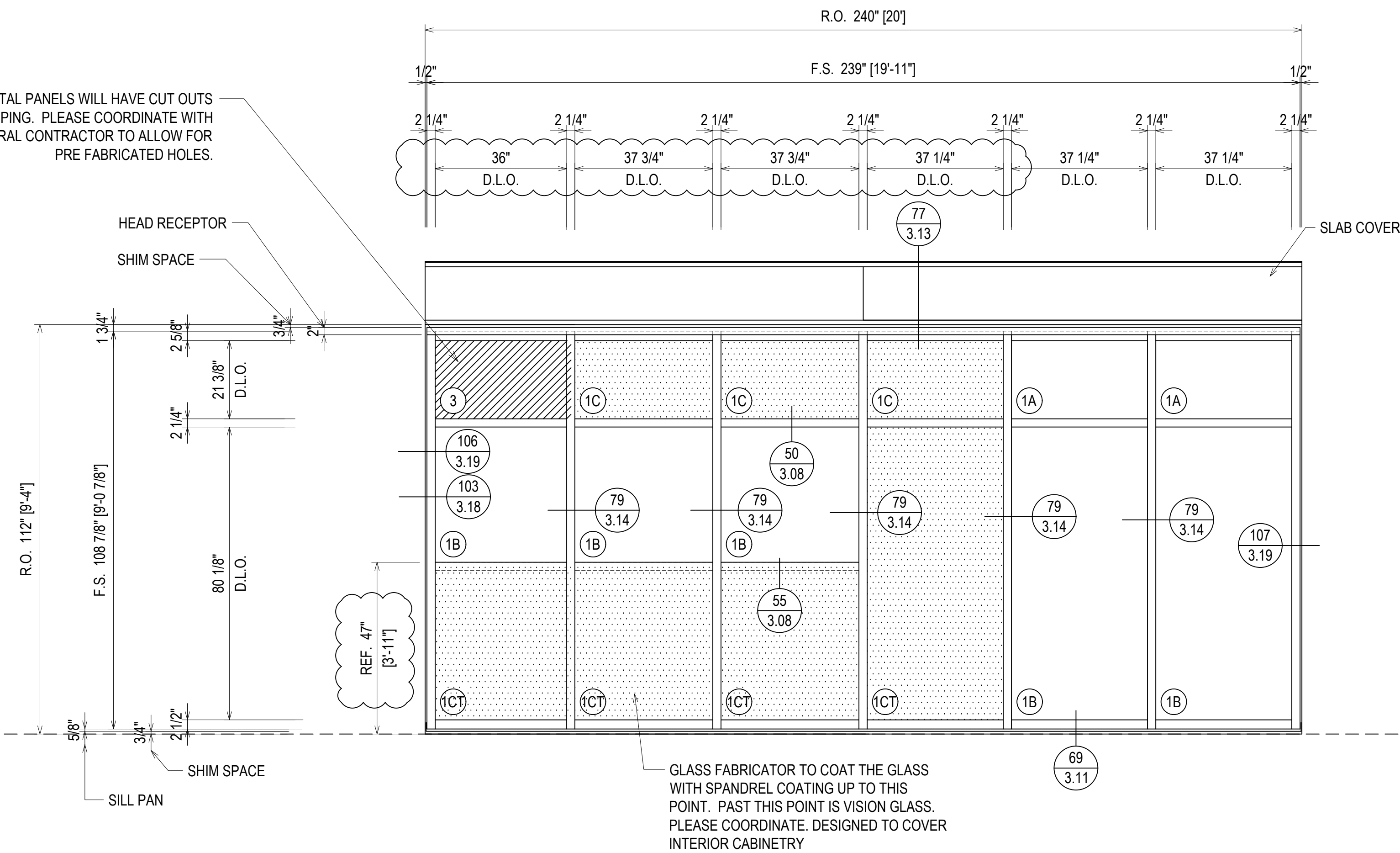
| DRAWN BY | DATE |
|-------------|----------|
| CW | 09.24.18 |
| APPROVED BY | DATE |
| PA | 09.24.18 |
| SCALE | FILE NO. |
| AS NOTED | |

ERECTOR / G.C. NOTE:
 PLEASE FIELD VERIFY ALL DIMENSIONS

2.40

| QUANTITY W2B | |
|--------------|----------|
| FLOOR | QUANTITY |
| PLAZA LEVEL | 0 |
| 1ST FLOOR | 0 |
| 2ND FLOOR | 0 |
| 3RD FLOOR | 0 |
| 4TH FLOOR | 0 |
| 5TH FLOOR | 0 |
| 6TH FLOOR | 0 |
| 7TH FLOOR | 0 |
| 8TH FLOOR | 0 |
| 9TH FLOOR | 1 |
| 10TH FLOOR | 0 |
| TOTAL | 1 |

ERECTOR NOTE: METAL PANELS WILL HAVE CUT OUTS FOR ROOF PIPING. PLEASE COORDINATE WITH GENERAL CONTRACTOR TO ALLOW FOR PRE FABRICATED HOLES.

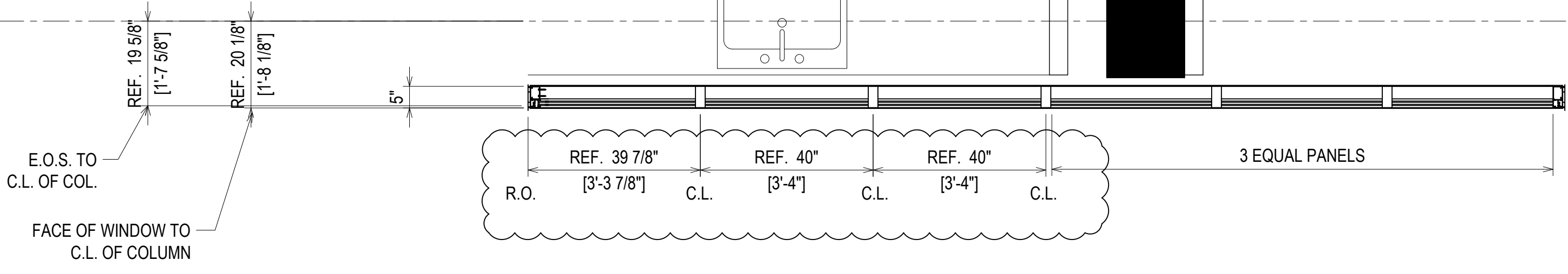


LEVEL 9
1048'-0"

GLASS FABRICATOR TO COAT THE GLASS WITH SPANDREL COATING UP TO THIS POINT. PAST THIS POINT IS VISION GLASS. PLEASE COORDINATE. DESIGNED TO COVER INTERIOR CABINETRY

FINISH:
CLEAR ANODIZED

ELEVATION W2B
SCALE: 1/2" = 1'-0"
KAWNEER FG-501T 2 1/4" X 5"
WINDOW WALL SYSTEM (EXTERIOR INSTALLED)
1" INSULATED GLASS - FRONT SET
QUANTITY: 1



⊗ = FIREMAN LOGO GLASS

| DATE | DESCRIPTION |
|----------|--------------|
| 10/22/18 | 1ST REVISION |
| 12/18/18 | 2ND REVISION |

CAMPERDOWN APARTMENTS
GREENVILLE, SC 29602

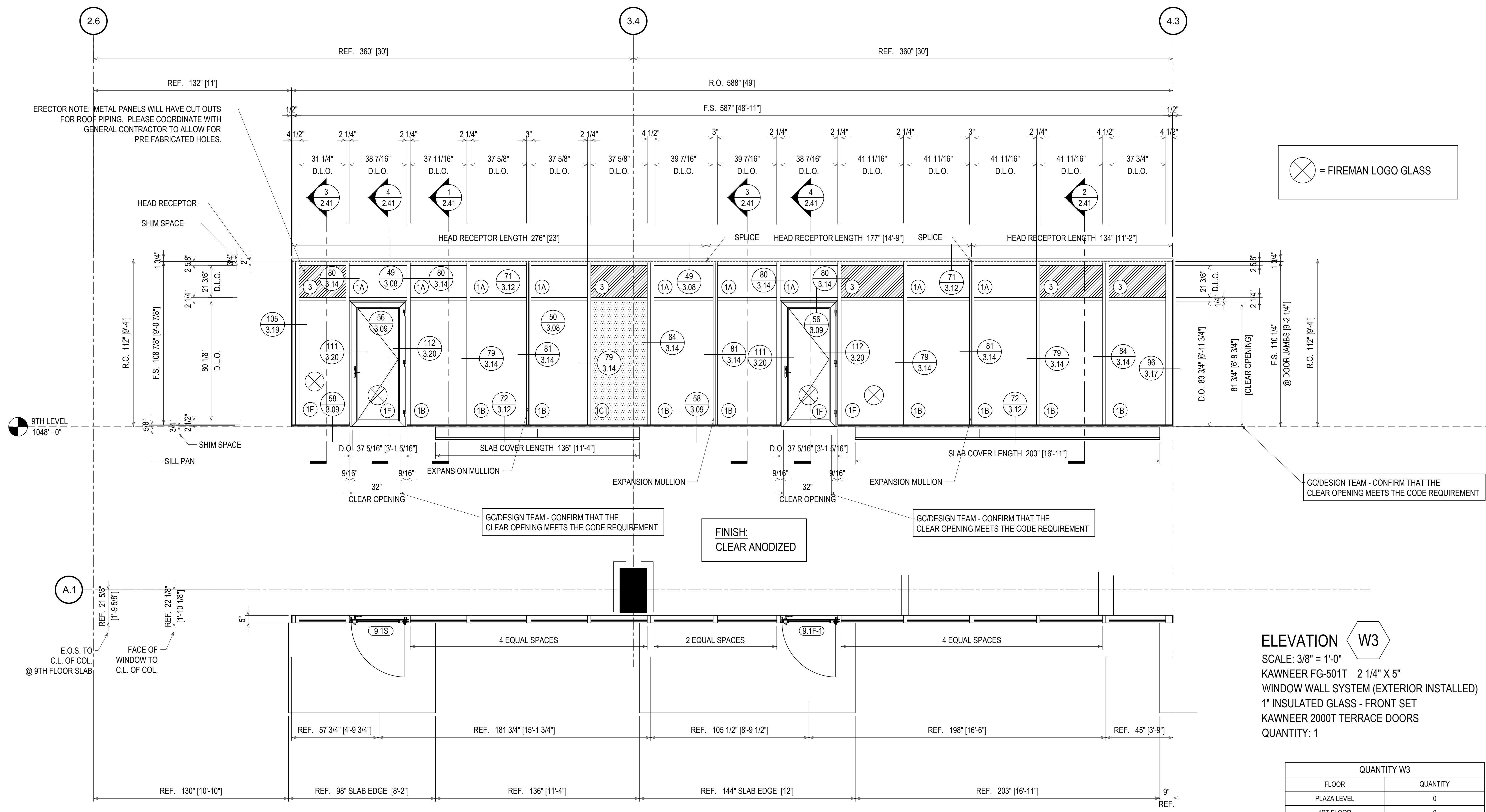


| DRAWN BY | DATE |
|-------------|----------|
| CW | 09.24.18 |
| APPROVED BY | DATE |
| PA | 09.24.18 |
| SCALE | AS NOTED |
| FILE NO | |

ERECTOR / G.C. NOTE:
PLEASE FIELD VERIFY ALL DIMENSIONS

2.41

| | |
|-------------|------------------------------|
| DATE | 10/20/18 |
| DESCRIPTION | 1ST REVISION 2ND REVISION |
| REV. | A B |



⊗ = FIREMAN LOGO GLASS

GC/DESIGN TEAM - CONFIRM THAT THE CLEAR OPENING MEETS THE CODE REQUIREMENT

GC/DESIGN TEAM - CONFIRM THAT THE CLEAR OPENING MEETS THE CODE REQUIREMENT

FINISH:
CLEAR ANODIZED


GC/DESIGN TEAM - CONFIRM THAT THE CLEAR OPENING MEETS THE CODE REQUIREMENT

ELEVATION W3
SCALE: 3/8" = 1'-0"
KAWNEER FG-501T 2 1/4" X 5"
WINDOW WALL SYSTEM (EXTERIOR INSTALLED)
1" INSULATED GLASS - FRONT SET
KAWNEER 2000T TERRACE DOORS
QUANTITY: 1

| QUANTITY W3 | |
|-------------|----------|
| FLOOR | QUANTITY |
| PLAZA LEVEL | 0 |
| 1ST FLOOR | 0 |
| 2ND FLOOR | 0 |
| 3RD FLOOR | 0 |
| 4TH FLOOR | 0 |
| 5TH FLOOR | 0 |
| 6TH FLOOR | 0 |
| 7TH FLOOR | 0 |
| 8TH FLOOR | 0 |
| 9TH FLOOR | 1 |
| 10TH FLOOR | 0 |
| TOTAL | 1 |

ERECTOR / G.C. NOTE:
PLEASE FIELD VERIFY ALL DIMENSIONS

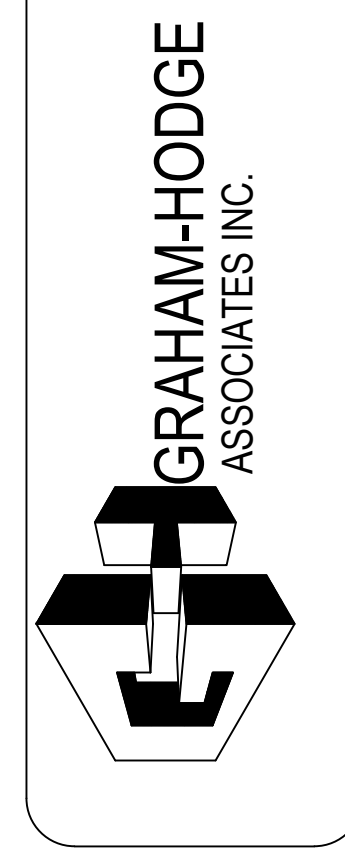
CAMPERDOWN APARTMENTS
GREENVILLE, SC 29602



| | |
|-------------|----------|
| DRAWN BY | DATE |
| CW | 09.24.18 |
| APPROVED BY | DATE |
| PA | 09.24.18 |
| SCALE | AS NOTED |
| FILE NO. | |

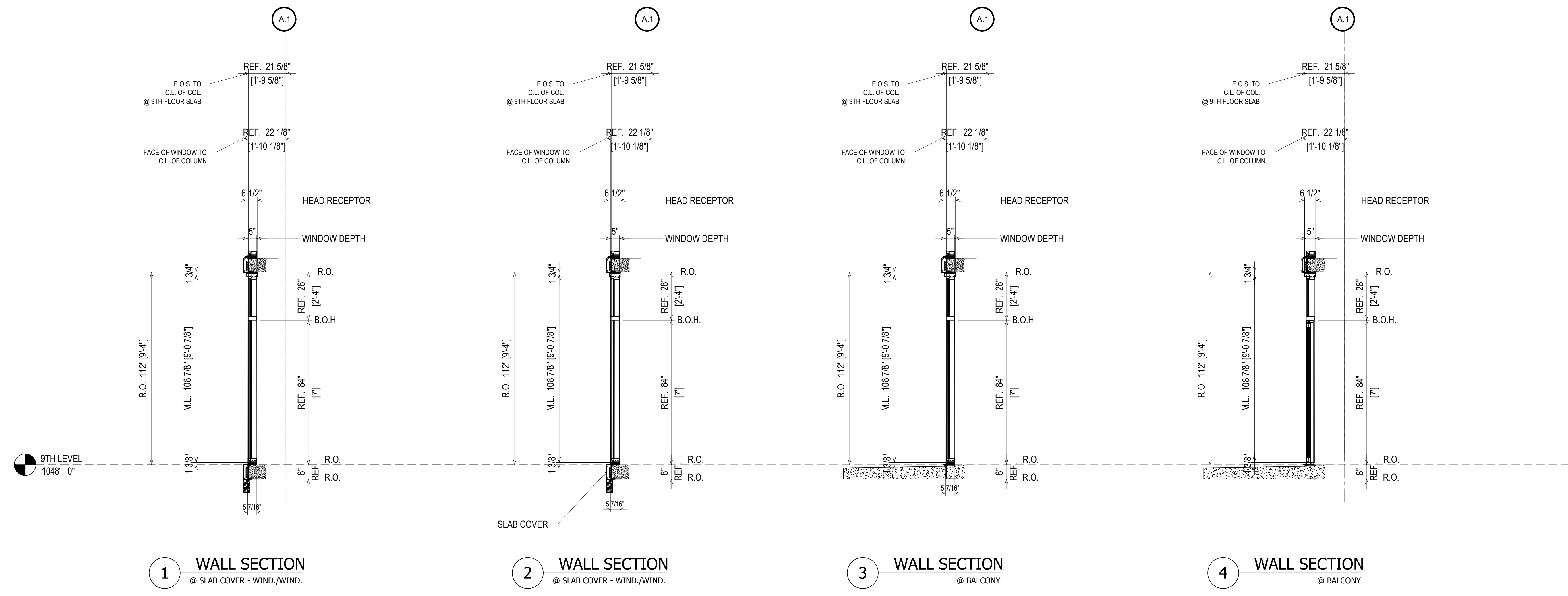
| | | |
|-------------|--------------|--------------|
| REV. | A | B |
| DESCRIPTION | 1ST REVISION | 2ND REVISION |
| DATE | 10/29/18 | 12/19/18 |

CAMPERDOWN APARTMENTS
GREENVILLE, SC 29602



| | |
|-------------|----------|
| DRAWN BY | DATE |
| CW | 09.24.18 |
| APPROVED BY | SHEET |
| PA | 09.24.18 |
| SCALE | FILE NO. |
| AS NOTED | |

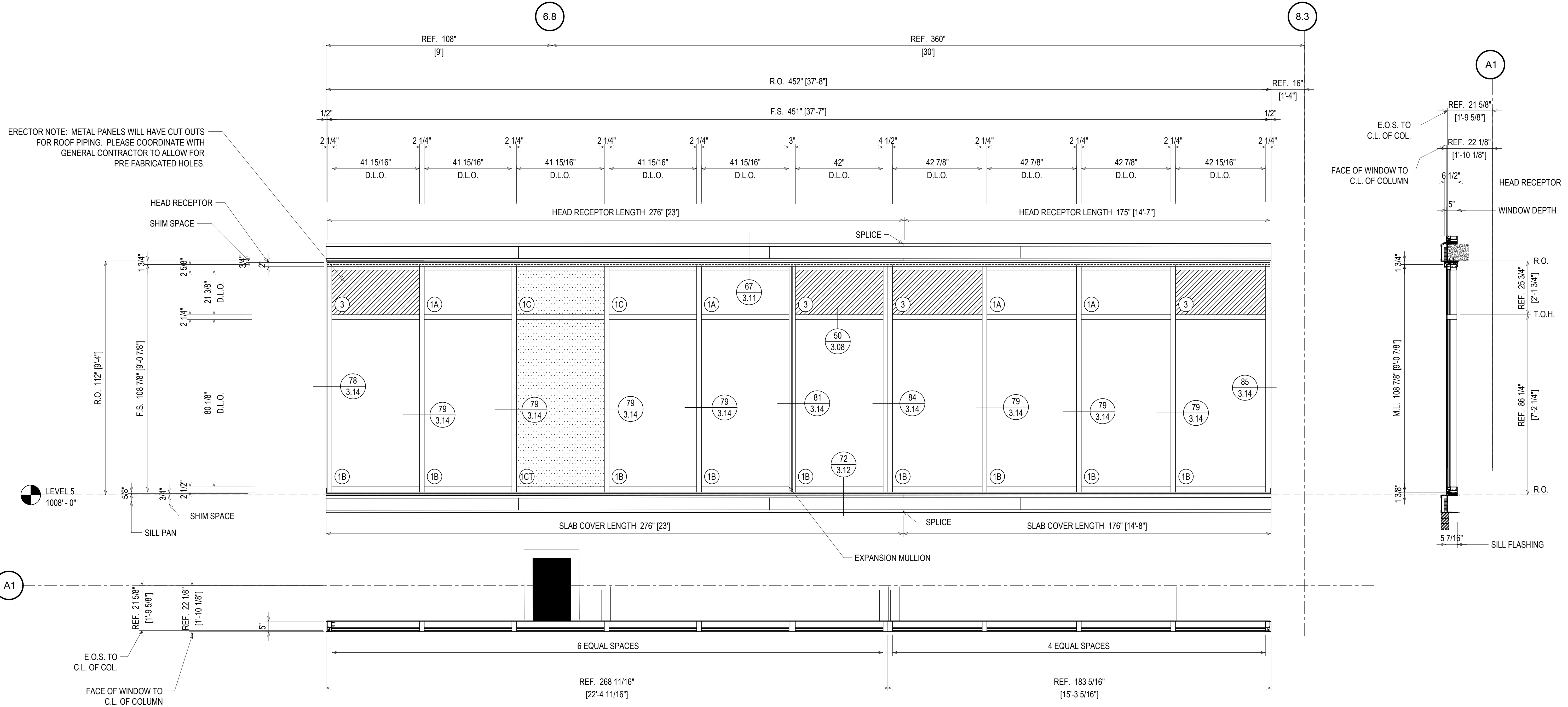
2.43



WALL SECTION W3
SCALE: 3/8" = 1'-0"
KAWNEER FG-501T 2 1/4" X 5"
WINDOW WALL SYSTEM (EXTERIOR INSTALLED)
1" INSULATED GLASS - FRONT SET
KAWNEER 2000T TERRACE DOORS
QUANTITY: 1

FINISH:
CLEAR ANODIZED

ERECTOR / G.C. NOTE:
PLEASE FIELD VERIFY ALL DIMENSIONS



ERECTOR NOTE: METAL PANELS WILL HAVE CUT OUTS FOR ROOF PIPING. PLEASE COORDINATE WITH GENERAL CONTRACTOR TO ALLOW FOR PRE FABRICATED HOLES.

⊗ = FIREMAN LOGO GLASS

ELEVATION W4
 SCALE: 1/2" = 1'-0"
 KAWNEER FG-501T 2 1/4" X 5"
 WINDOW WALL SYSTEM (EXTERIOR INSTALLED)
 1" INSULATED GLASS - FRONT SET
 QUANTITY: 1


FINISH:
 CLEAR ANODIZED

| QUANTITY W4 | |
|-------------|----------|
| FLOOR | QUANTITY |
| PLAZA LEVEL | 0 |
| 1ST FLOOR | 0 |
| 2ND FLOOR | 0 |
| 3RD FLOOR | 0 |
| 4TH FLOOR | 0 |
| 5TH FLOOR | 1 |
| 6TH FLOOR | 0 |
| 7TH FLOOR | 0 |
| 8TH FLOOR | 0 |
| 9TH FLOOR | 0 |
| 10TH FLOOR | 0 |
| TOTAL | 1 |

ERECTOR / G.C. NOTE:
 PLEASE FIELD VERIFY ALL DIMENSIONS

| | |
|-------------|------------------------------|
| DATE | 10/29/18 |
| DESCRIPTION | 1ST REVISION 2ND REVISION |
| REV. | A B |

CAMPERDOWN APARTMENTS
 GREENVILLE, SC 29602




| | | | |
|-------------|----------|------|----------|
| DRAWN BY | CW | DATE | 09.24.18 |
| APPROVED BY | PA | DATE | 09.24.18 |
| SCALE | AS NOTED | | |
| FILE NO | | | |

2.44

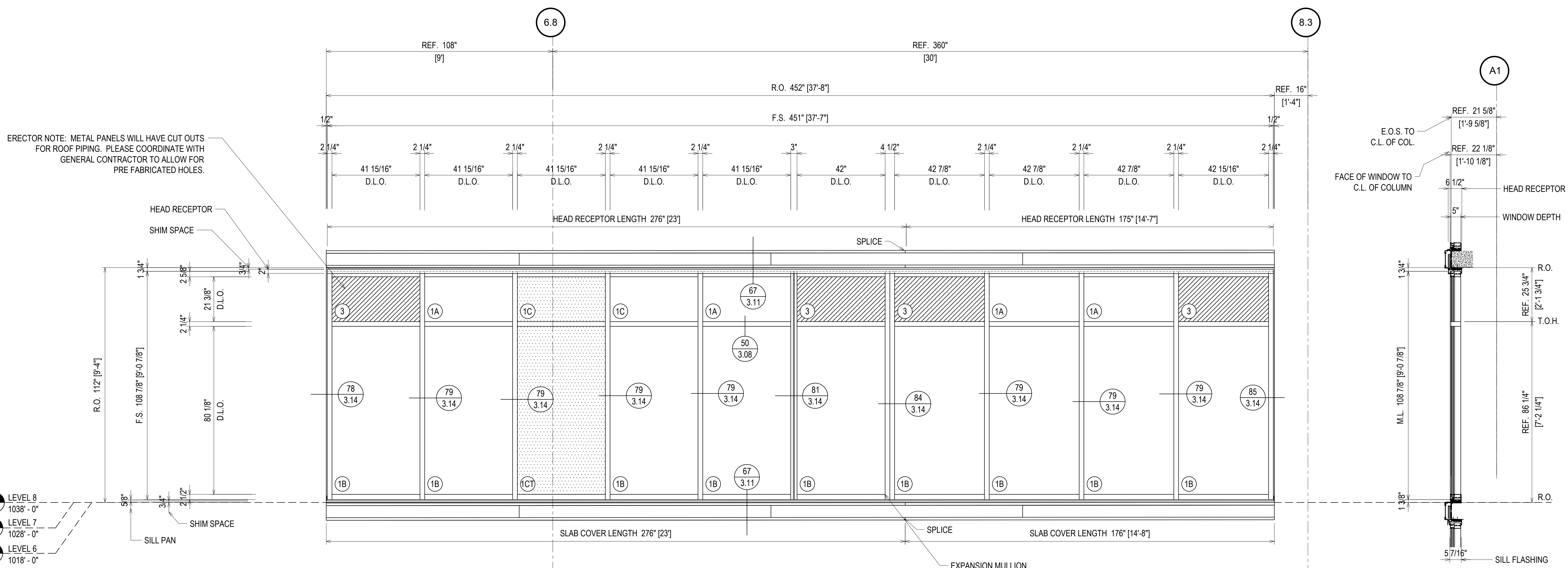
| | |
|-------------|------------------------------|
| DATE | 10/23/18 |
| DESCRIPTION | 1ST REVISION 2ND REVISION |
| REV. | A B |

CAMPERDOWN APARTMENTS
GREENVILLE, SC 29602



| | |
|-------------|----------|
| DRAWN BY | DATE |
| CW | 09.24.18 |
| APPROVED BY | SHEET |
| PA | 09.24.18 |
| SCALE | AS NOTED |
| FILE NO. | |

2.45



- LEVEL 8
1038' - 0"
- LEVEL 7
1028' - 0"
- LEVEL 6
1018' - 0"

= FIREMAN LOGO GLASS

ELEVATION W4A
SCALE: 1/2" = 1'-0"
KAWNEER FG-501T 2 1/4" X 5"
WINDOW WALL SYSTEM (EXTERIOR INSTALLED)
1" INSULATED GLASS - FRONT SET
QUANTITY: 3

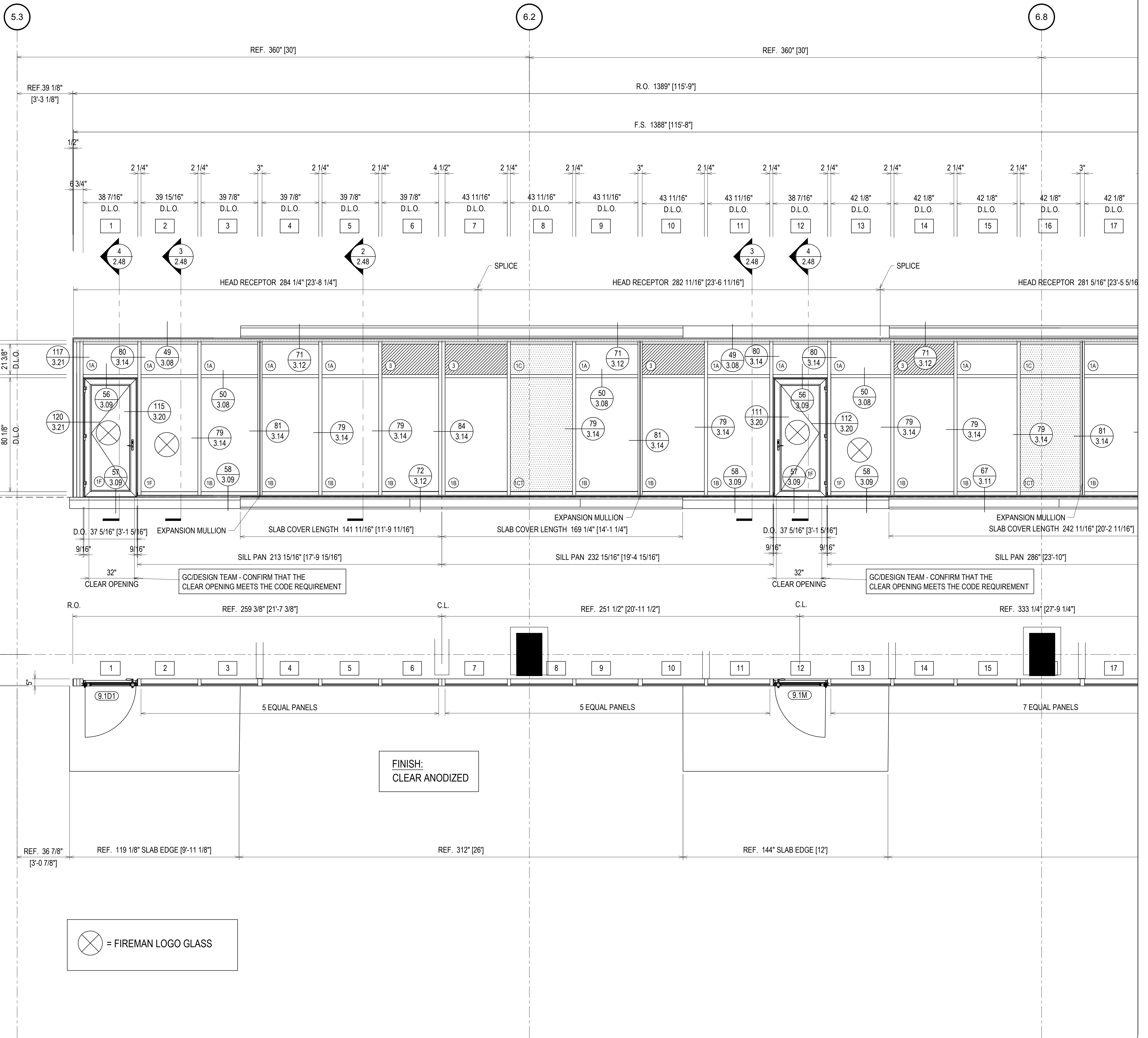
FINISH:
CLEAR ANODIZED

| QUANTITY W4A | |
|--------------|----------|
| FLOOR | QUANTITY |
| PLAZA LEVEL | 0 |
| 1ST FLOOR | 0 |
| 2ND FLOOR | 0 |
| 3RD FLOOR | 0 |
| 4TH FLOOR | 0 |
| 5TH FLOOR | 0 |
| 6TH FLOOR | 1 |
| 7TH FLOOR | 1 |
| 8TH FLOOR | 1 |
| 9TH FLOOR | 0 |
| 10TH FLOOR | 0 |
| TOTAL | 3 |

ERECTOR / G.C. NOTE:
PLEASE FIELD VERIFY ALL DIMENSIONS

| QUANTITY W5 | |
|-------------|----------|
| FLOOR | QUANTITY |
| PLAZA LEVEL | 0 |
| 1ST FLOOR | 0 |
| 2ND FLOOR | 0 |
| 3RD FLOOR | 0 |
| 4TH FLOOR | 0 |
| 5TH FLOOR | 0 |
| 6TH FLOOR | 0 |
| 7TH FLOOR | 0 |
| 8TH FLOOR | 0 |
| 9TH FLOOR | 1 |
| 10TH FLOOR | 0 |
| TOTAL | 1 |

ERECTOR NOTE: METAL PANELS WILL HAVE CUT OUTS FOR ROOF PIPING. PLEASE COORDINATE WITH GENERAL CONTRACTOR TO ALLOW FOR PRE FABRICATED HOLES.



GC/DESIGN TEAM - CONFIRM THAT THE CLEAR OPENING MEETS THE CODE REQUIREMENT

GC/DESIGN TEAM - CONFIRM THAT THE CLEAR OPENING MEETS THE CODE REQUIREMENT

GC/DESIGN TEAM - CONFIRM THAT THE CLEAR OPENING MEETS THE CODE REQUIREMENT

FINISH:
CLEAR ANODIZED

= FIREMAN LOGO GLASS

ELEVATION W5
SCALE: 3/8" = 1'-0"
KAWNEER FG-501T 2 1/4" X 5"
WINDOW WALL SYSTEM (EXTERIOR INSTALLED)
1" INSULATED GLASS - FRONT SET
KAWNEER 2000T TERRACE DOORS
QUANTITY: 1

ERECTOR / G.C. NOTE:
PLEASE FIELD VERIFY ALL DIMENSIONS

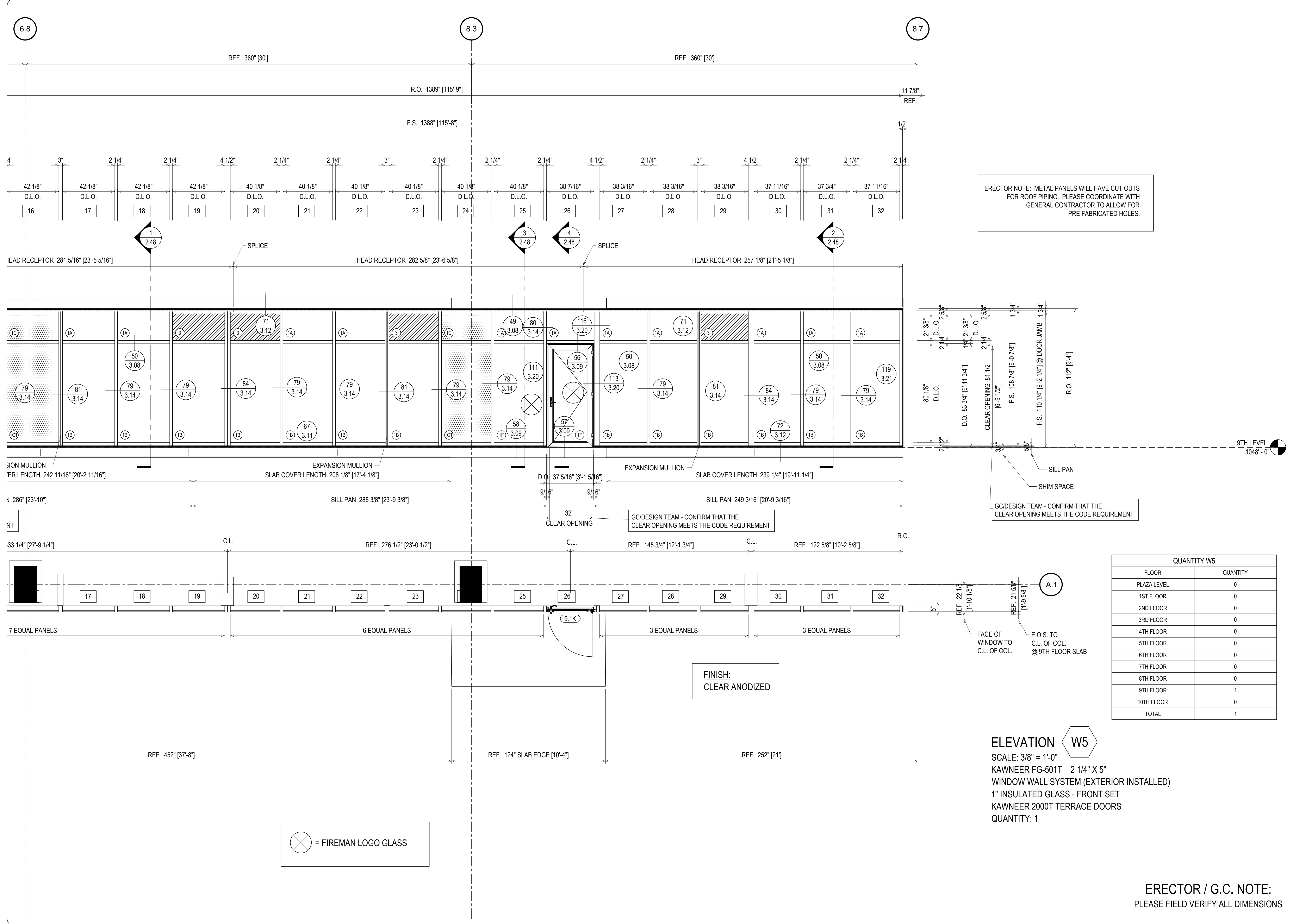
| REV. | DESCRIPTION | DATE |
|------|--------------|----------|
| A | 1ST REVISION | 10/24/18 |
| B | 2ND REVISION | 12/18/18 |

CAMPERDOWN APARTMENTS
GREENVILLE, SC 29602



| DRAWN BY | DATE |
|-------------|----------|
| CW | 09.24.18 |
| APPROVED BY | DATE |
| PA | 09.24.18 |
| SCALE | FILE NO. |
| AS NOTED | |

2.46



ERECTOR NOTE: METAL PANELS WILL HAVE CUT OUTS FOR ROOF PIPING. PLEASE COORDINATE WITH GENERAL CONTRACTOR TO ALLOW FOR PRE FABRICATED HOLES.

GC/DESIGN TEAM - CONFIRM THAT THE CLEAR OPENING MEETS THE CODE REQUIREMENT

GC/DESIGN TEAM - CONFIRM THAT THE CLEAR OPENING MEETS THE CODE REQUIREMENT

| QUANTITY W5 | |
|-------------|----------|
| FLOOR | QUANTITY |
| PLAZA LEVEL | 0 |
| 1ST FLOOR | 0 |
| 2ND FLOOR | 0 |
| 3RD FLOOR | 0 |
| 4TH FLOOR | 0 |
| 5TH FLOOR | 0 |
| 6TH FLOOR | 0 |
| 7TH FLOOR | 0 |
| 8TH FLOOR | 0 |
| 9TH FLOOR | 1 |
| 10TH FLOOR | 0 |
| TOTAL | 1 |

ELEVATION W5
 SCALE: 3/8" = 1'-0"
 KAWNEER FG-501T 2 1/4" X 5"
 WINDOW WALL SYSTEM (EXTERIOR INSTALLED)
 1" INSULATED GLASS - FRONT SET
 KAWNEER 2000T TERRACE DOORS
 QUANTITY: 1

= FIREMAN LOGO GLASS

ERECTOR / G.C. NOTE:
 PLEASE FIELD VERIFY ALL DIMENSIONS

| | |
|-------------|------------------------------|
| DATE | 10/22/18 |
| DESCRIPTION | 1ST REVISION 2ND REVISION |
| REV. | A B |

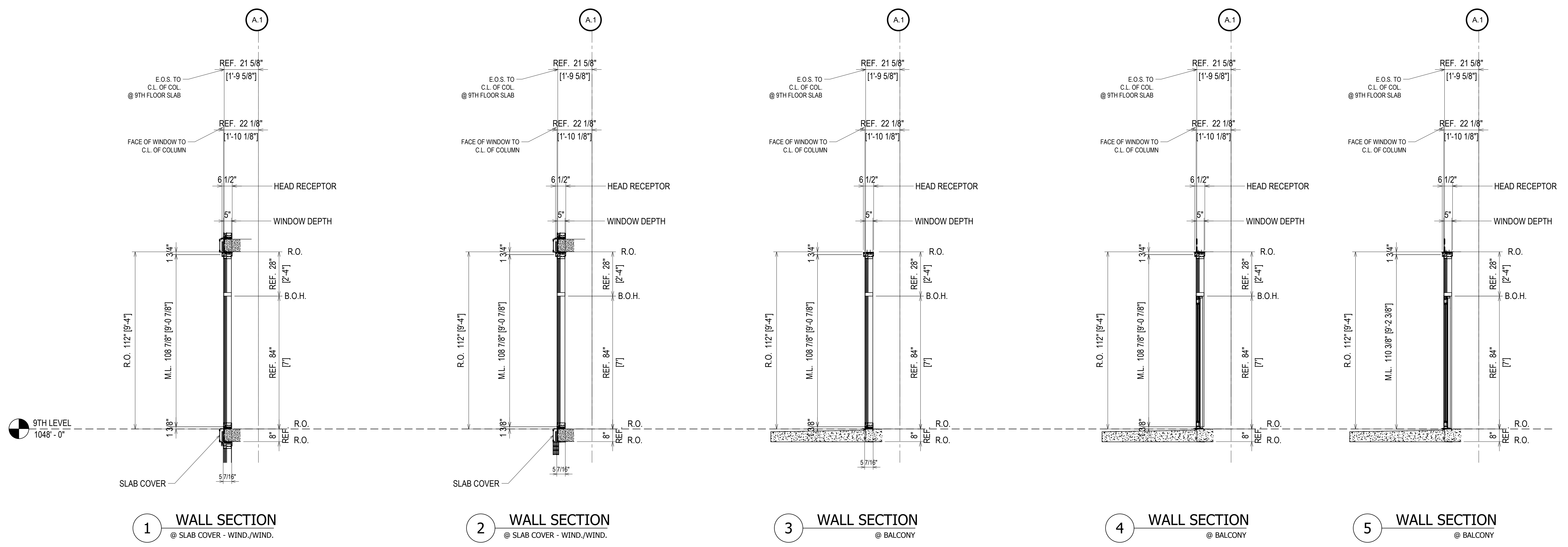
CAMPERDOWN APARTMENTS
 GREENVILLE, SC 29602



| | |
|-------------|----------|
| DRAWN BY | DATE |
| CW | 09.24.18 |
| APPROVED BY | DATE |
| PA | 09.24.18 |
| SCALE | AS NOTED |
| FILE NO. | |

2.47

| | |
|-------------|------------------------------|
| DATE | 10/29/18 |
| DESCRIPTION | 1ST REVISION 2ND REVISION |
| REV. | A B |



1 WALL SECTION
@ SLAB COVER - WIND./WIND.

2 WALL SECTION
@ SLAB COVER - WIND./WIND.

3 WALL SECTION
@ BALCONY

4 WALL SECTION
@ BALCONY


5 WALL SECTION
@ BALCONY

WALL SECTION **W5**
 SCALE: 3/8" = 1'-0"
 KAWNEER FG-501T 2 1/4" X 5"
 WINDOW WALL SYSTEM (EXTERIOR INSTALLED)
 1" INSULATED GLASS - FRONT SET
 KAWNEER 2000T TERRACE DOORS
 QUANTITY: 1

FINISH:
CLEAR ANODIZED

ERECTOR / G.C. NOTE:
PLEASE FIELD VERIFY ALL DIMENSIONS

CAMPERDOWN APARTMENTS
GREENVILLE, SC 29602




| | | | |
|-------------|----------|------|----------|
| DRAWN BY | CW | DATE | 09.24.18 |
| APPROVED BY | PA | DATE | 09.24.18 |
| SCALE | AS NOTED | | |
| FILE NO | | | |

2.48

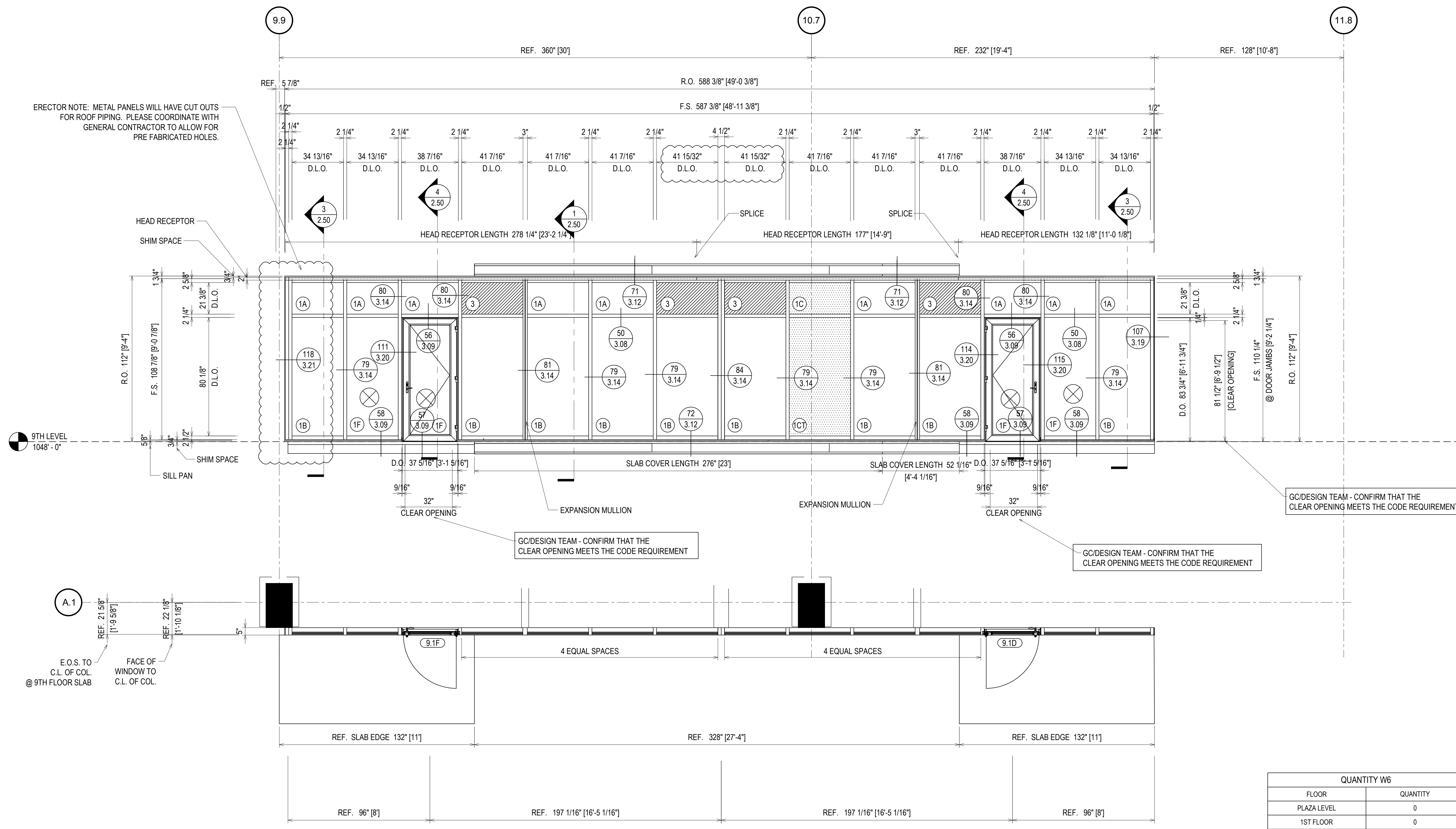
| | |
|-------------|------------------------------|
| DATE | 10/24/18 |
| DESCRIPTION | 1ST REVISION 2ND REVISION |
| REV. | A B |

CAMPERDOWN APARTMENTS
GREENVILLE, SC 29602



| | |
|-------------|----------|
| DRAWN BY | DATE |
| CW | 09.24.18 |
| APPROVED BY | SHEET |
| PA | 09.24.18 |
| SCALE | AS NOTED |
| FILE NO. | |

2.49



ERECTOR NOTE: METAL PANELS WILL HAVE CUT OUTS FOR ROOF PIPING. PLEASE COORDINATE WITH GENERAL CONTRACTOR TO ALLOW FOR PRE FABRICATED HOLES.

HEAD RECEPTOR
SHIM SPACE

SHIM SPACE
SILL PAN

GC/DESIGN TEAM - CONFIRM THAT THE CLEAR OPENING MEETS THE CODE REQUIREMENT

GC/DESIGN TEAM - CONFIRM THAT THE CLEAR OPENING MEETS THE CODE REQUIREMENT

GC/DESIGN TEAM - CONFIRM THAT THE CLEAR OPENING MEETS THE CODE REQUIREMENT

ELEVATION W6
SCALE: 3/8" = 1'-0"
KAWNEER FG-501T 2 1/4" X 5"
WINDOW WALL SYSTEM (EXTERIOR INSTALLED)
1" INSULATED GLASS - FRONT SET
KAWNEER 2000T TERRACE DOORS
QUANTITY: 1

⊗ = FIREMAN LOGO GLASS


FINISH:
CLEAR ANODIZED

| QUANTITY W6 | |
|-------------|----------|
| FLOOR | QUANTITY |
| PLAZA LEVEL | 0 |
| 1ST FLOOR | 0 |
| 2ND FLOOR | 0 |
| 3RD FLOOR | 0 |
| 4TH FLOOR | 0 |
| 5TH FLOOR | 0 |
| 6TH FLOOR | 0 |
| 7TH FLOOR | 0 |
| 8TH FLOOR | 0 |
| 9TH FLOOR | 1 |
| 10TH FLOOR | 0 |
| TOTAL | 1 |

ERECTOR / G.C. NOTE:
PLEASE FIELD VERIFY ALL DIMENSIONS

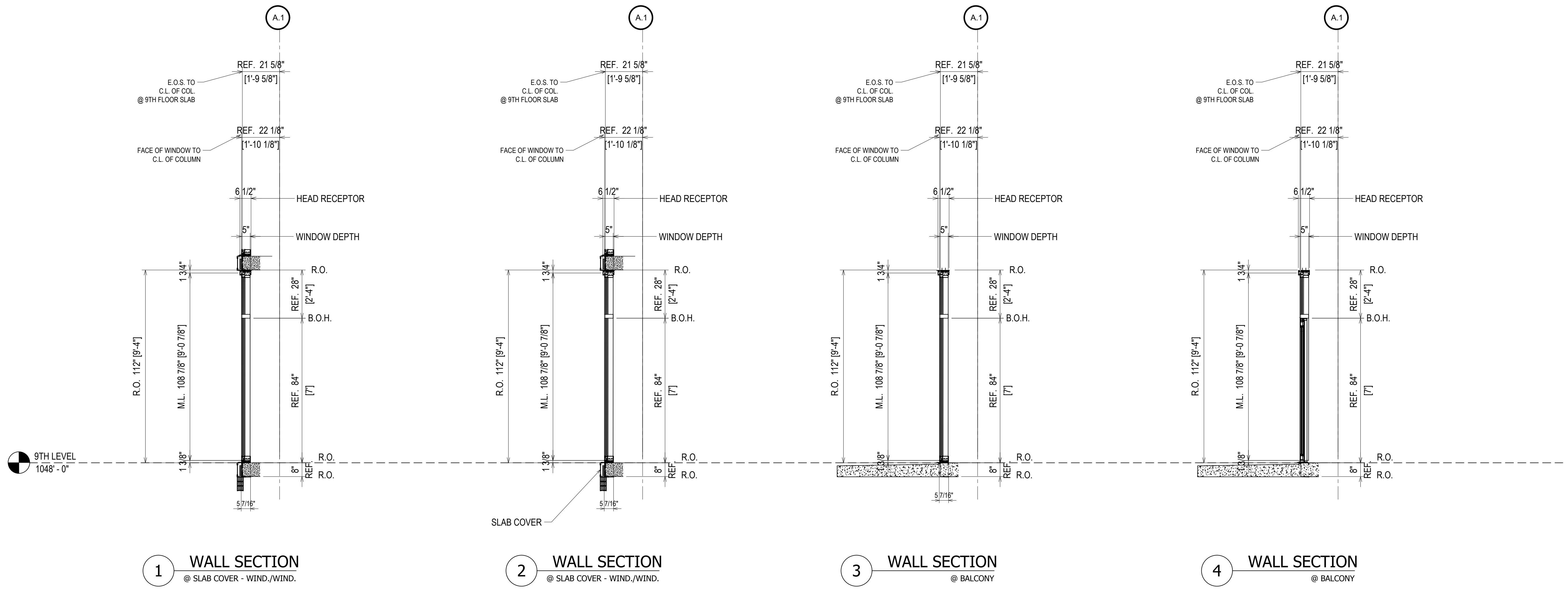
| | | |
|-------------|------------------------------|----------|
| REV. | A | B |
| DESCRIPTION | 1ST REVISION 2ND REVISION | |
| DATE | 10/23/18 | 12/19/18 |

CAMPERDOWN APARTMENTS
GREENVILLE, SC 29602



| | |
|--------------|----------|
| DRAWN BY: | DATE: |
| CW | 09.24.18 |
| APPROVED BY: | DATE: |
| PA | 09.24.18 |
| SCALE: | AS NOTED |
| FILE NO. | |

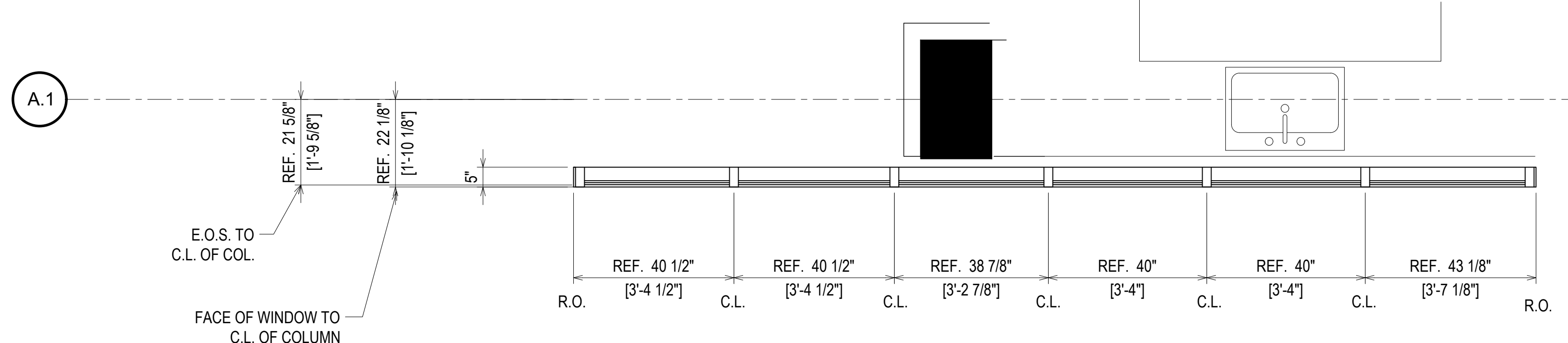
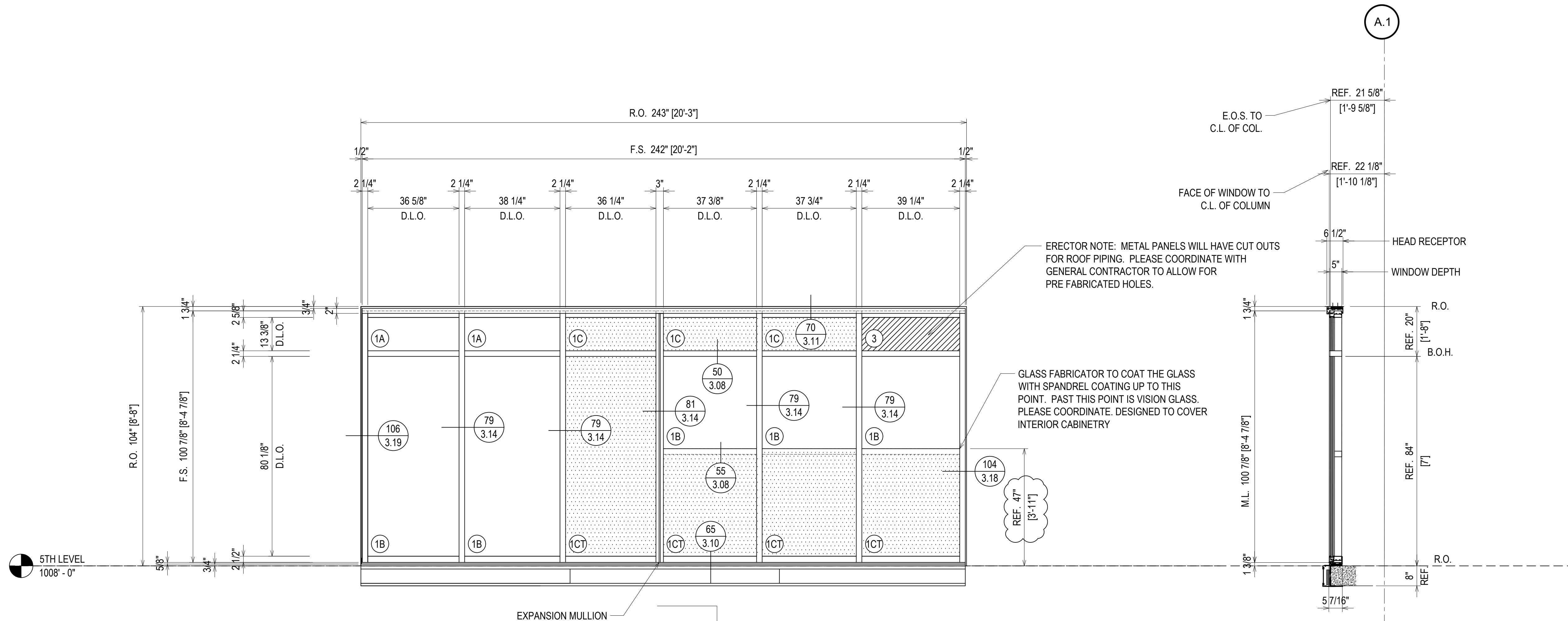
2.50



FINISH:
CLEAR ANODIZED

WALL SECTION W6
SCALE: 3/8" = 1'-0"
KAWNEER FG-501T 2 1/4" X 5"
WINDOW WALL SYSTEM (EXTERIOR INSTALLED)
1" INSULATED GLASS - FRONT SET
KAWNEER 2000T TERRACE DOORS
QUANTITY: 1

ERECTOR / G.C. NOTE:
PLEASE FIELD VERIFY ALL DIMENSIONS




| QUANTITY W7 | |
|-------------|----------|
| FLOOR | QUANTITY |
| PLAZA LEVEL | 0 |
| 1ST FLOOR | 0 |
| 2ND FLOOR | 0 |
| 3RD FLOOR | 0 |
| 4TH FLOOR | 0 |
| 5TH FLOOR | 1 |
| 6TH FLOOR | 0 |
| 7TH FLOOR | 0 |
| 8TH FLOOR | 0 |
| 9TH FLOOR | 0 |
| 10TH FLOOR | 0 |
| TOTAL | 1 |

ELEVATION W7
 SCALE: 1/2" = 1'-0"
 KAWNEER FG-501T 2 1/4" X 5"
 WINDOW WALL SYSTEM (EXTERIOR INSTALLED)
 1" INSULATED GLASS - FRONT SET
 QUANTITY: 1

| REV. | DESCRIPTION | DATE |
|------|--------------|----------|
| A | 1ST REVISION | 10/29/18 |
| B | 2ND REVISION | 12/19/18 |

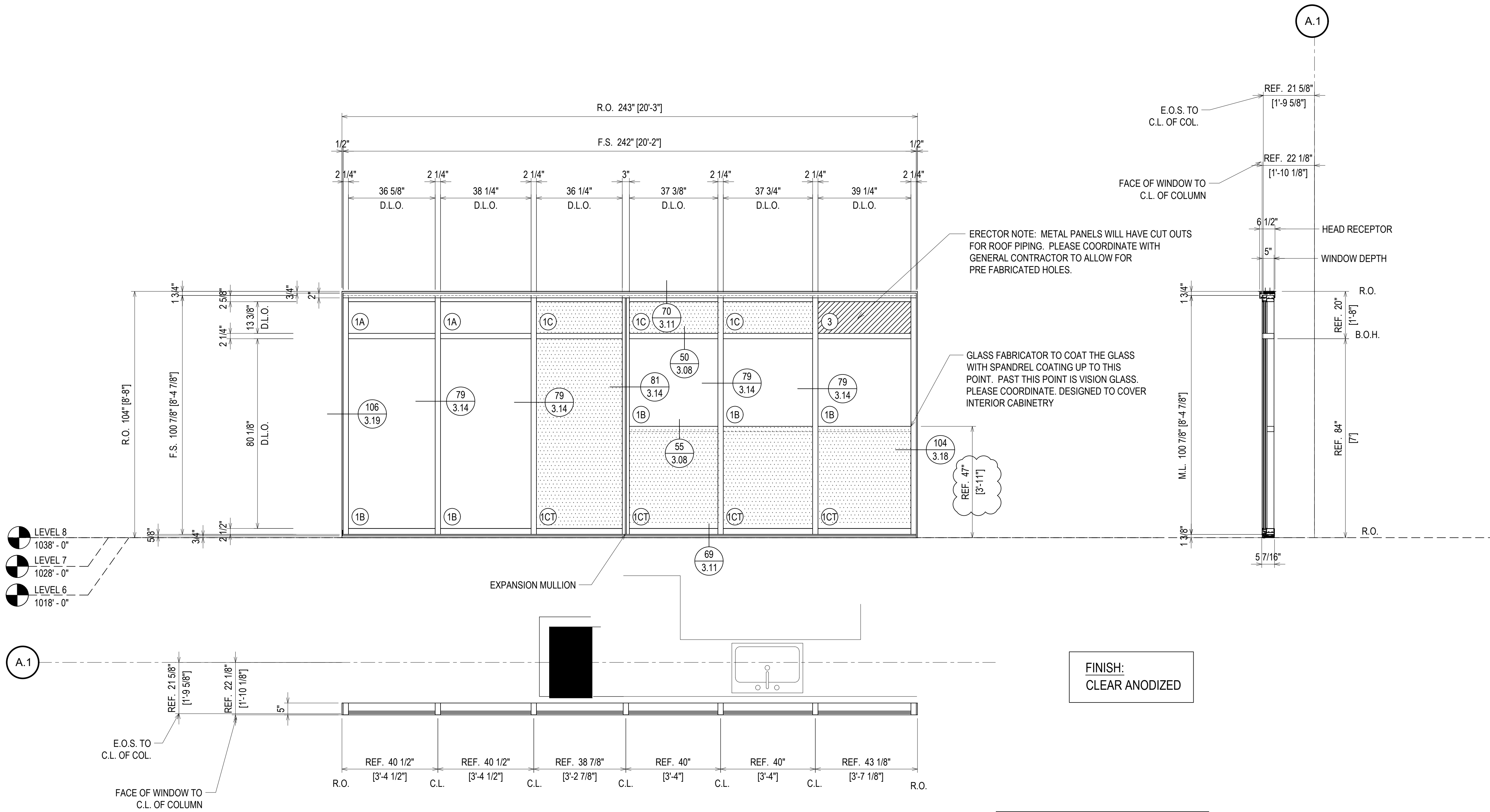
CAMPERDOWN APARTMENTS
 GREENVILLE, SC 29602



| DRAWN BY | DATE |
|-------------|----------|
| CW | 09.24.18 |
| APPROVED BY | DATE |
| PA | 09.24.18 |
| SCALE | FILE NO |
| AS NOTED | |

ERECTOR / G.C. NOTE:
 PLEASE FIELD VERIFY ALL DIMENSIONS

2.51



- LEVEL 8
1038'-0"
- LEVEL 7
1028'-0"
- LEVEL 6
1018'-0"

A.1

FINISH:
CLEAR ANODIZED

⊗ = FIREMAN LOGO GLASS

| QUANTITY W7 | |
|-------------|----------|
| FLOOR | QUANTITY |
| PLAZA LEVEL | 0 |
| 1ST FLOOR | 0 |
| 2ND FLOOR | 0 |
| 3RD FLOOR | 0 |
| 4TH FLOOR | 0 |
| 5TH FLOOR | 0 |
| 6TH FLOOR | 1 |
| 7TH FLOOR | 1 |
| 8TH FLOOR | 1 |
| 9TH FLOOR | 0 |
| 10TH FLOOR | 0 |
| TOTAL | 3 |

ELEVATION W7A
 SCALE: 1/2" = 1'-0"
 KAWNEER FG-501T 2 1/4" X 5"
 WINDOW WALL SYSTEM (EXTERIOR INSTALLED)
 1" INSULATED GLASS - FRONT SET
 QUANTITY: 3

| | |
|-------------|------------------------------|
| DATE | 10/22/18 12/18/18 |
| DESCRIPTION | 1ST REVISION 2ND REVISION |
| REV. | A B |

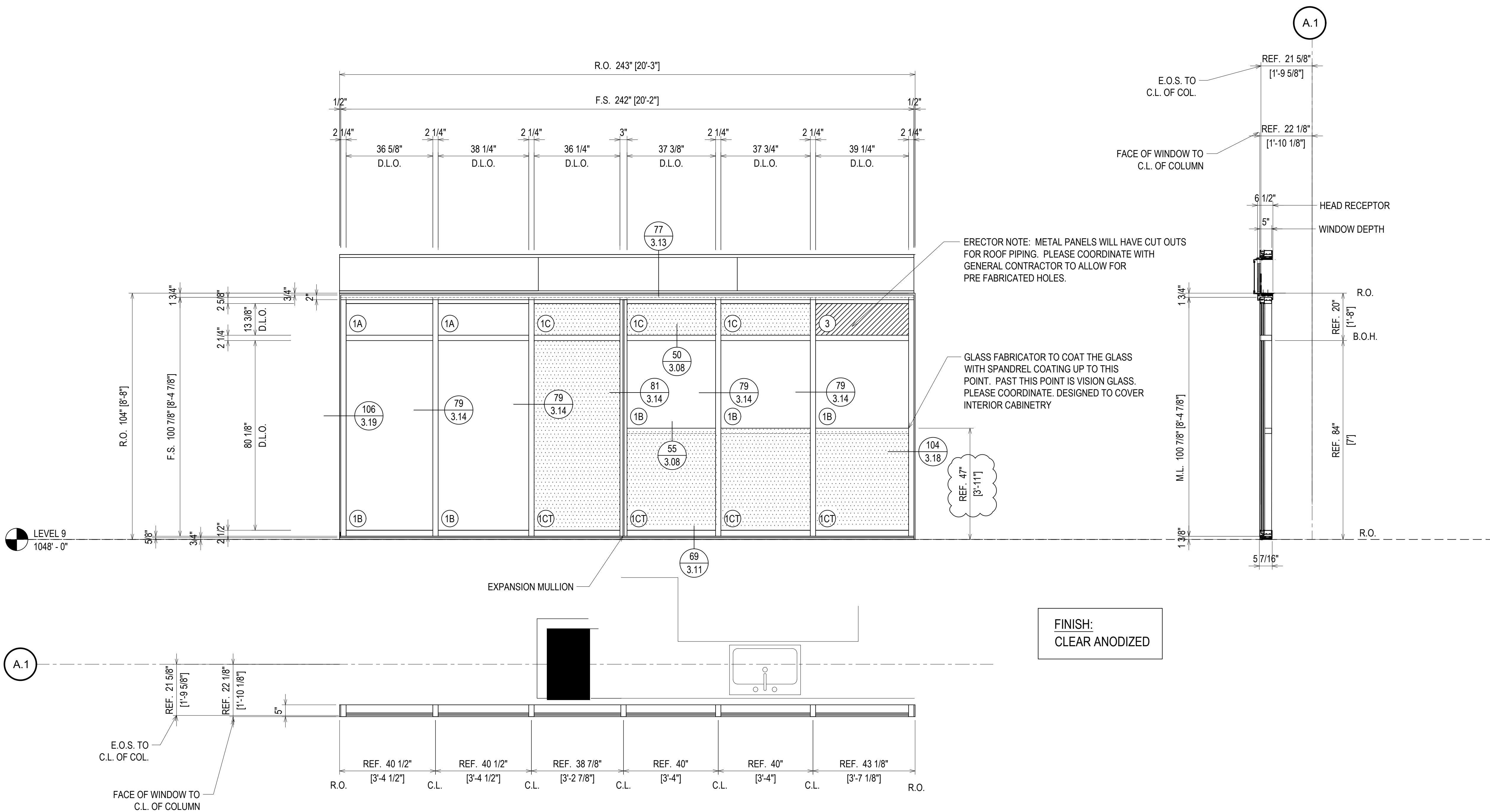
CAMPERDOWN APARTMENTS
GREENVILLE, SC 29602



| | |
|-------------------|------------------|
| DRAWN BY CW | DATE 09.24.18 |
| APPROVED BY PA | DATE 09.24.18 |
| SCALE AS NOTED | FILE NO. |

ERECTOR / G.C. NOTE:
PLEASE FIELD VERIFY ALL DIMENSIONS

2.52



| QUANTITY W7 | |
|-------------|----------|
| FLOOR | QUANTITY |
| PLAZA LEVEL | 0 |
| 1ST FLOOR | 0 |
| 2ND FLOOR | 0 |
| 3RD FLOOR | 0 |
| 4TH FLOOR | 0 |
| 5TH FLOOR | 0 |
| 6TH FLOOR | 0 |
| 7TH FLOOR | 0 |
| 8TH FLOOR | 0 |
| 9TH FLOOR | 1 |
| 10TH FLOOR | 0 |
| TOTAL | 1 |

ELEVATION W7B
 SCALE: 1/2" = 1'-0"
 KAWNEER FG-501T 2 1/4" X 5"
 WINDOW WALL SYSTEM (EXTERIOR INSTALLED)
 1" INSULATED GLASS - FRONT SET
 QUANTITY: 1

ERECTOR / G.C. NOTE:
 PLEASE FIELD VERIFY ALL DIMENSIONS

| REV. | DESCRIPTION | DATE |
|------|--------------|----------|
| A | 1ST REVISION | 10/23/18 |
| B | 2ND REVISION | 12/18/18 |

CAMPERDOWN APARTMENTS
 GREENVILLE, SC 29602

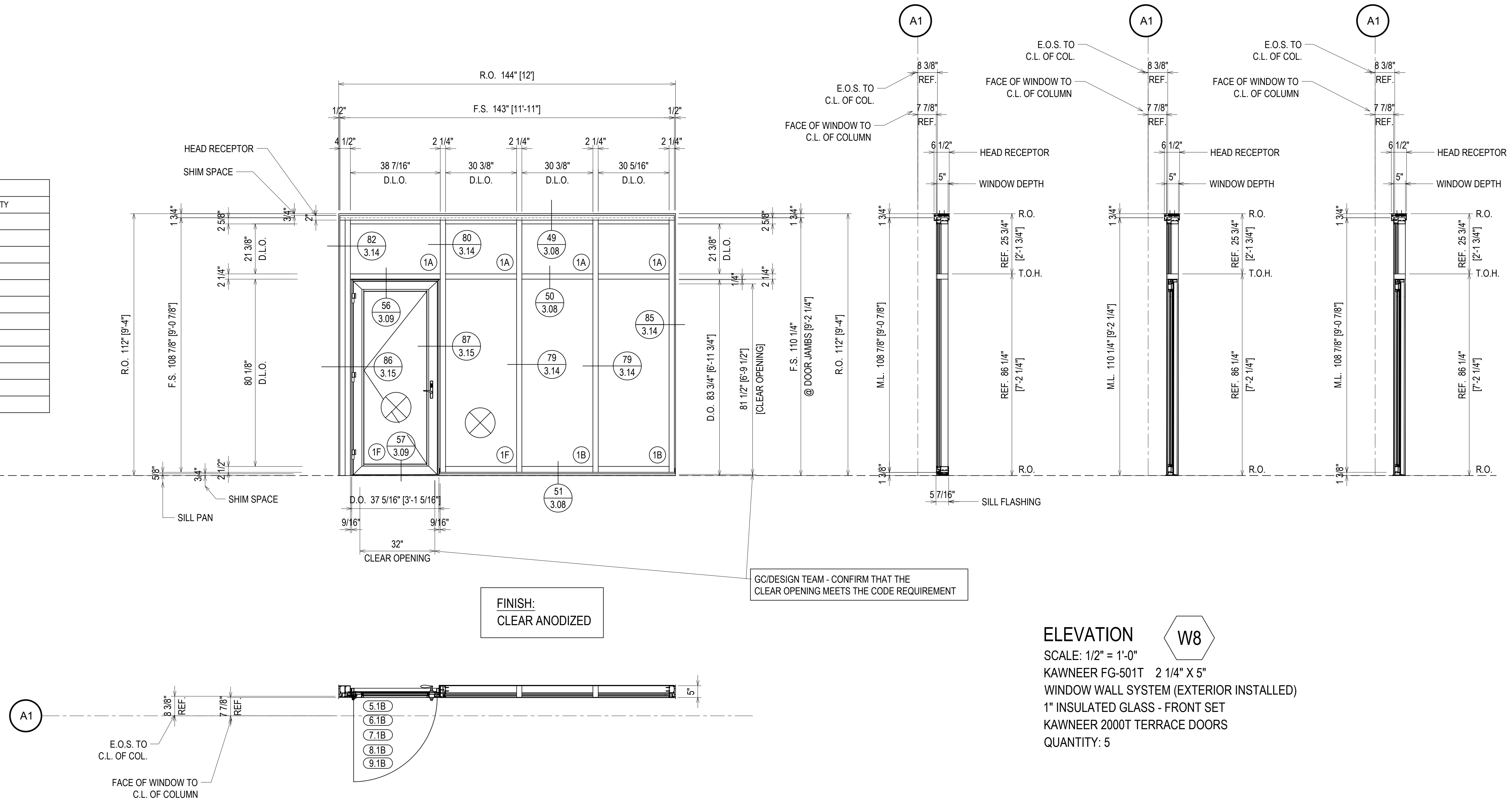


| | |
|-----------------|----------------|
| DRAWN BY: CW | DATE: 09.24.18 |
| APPROVED BY: PA | DATE: 09.24.18 |
| SCALE: AS NOTED | FILE NO: |

2.53

| QUANTITY W1 | |
|-------------|----------|
| FLOOR | QUANTITY |
| PLAZA LEVEL | 0 |
| 1ST FLOOR | 0 |
| 2ND FLOOR | 0 |
| 3RD FLOOR | 0 |
| 4TH FLOOR | 0 |
| 5TH FLOOR | 1 |
| 6TH FLOOR | 1 |
| 7TH FLOOR | 1 |
| 8TH FLOOR | 1 |
| 9TH FLOOR | 1 |
| 10TH FLOOR | 0 |
| TOTAL | 5 |

- LEVEL 9
1048' - 0"
- LEVEL 8
1038' - 0"
- LEVEL 7
1028' - 0"
- LEVEL 6
1018' - 0"
- LEVEL 5
1008' - 0"



ELEVATION **W8**
 SCALE: 1/2" = 1'-0"
 KAWNEER FG-501T 2 1/4" X 5"
 WINDOW WALL SYSTEM (EXTERIOR INSTALLED)
 1" INSULATED GLASS - FRONT SET
 KAWNEER 2000T TERRACE DOORS
 QUANTITY: 5

= FIREMAN LOGO GLASS

ERECTOR / G.C. NOTE:
PLEASE FIELD VERIFY ALL DIMENSIONS

| DATE | DESCRIPTION | REV. |
|----------|--------------|------|
| 10/25/18 | 1ST REVISION | A |
| 12/19/18 | 2ND REVISION | B |

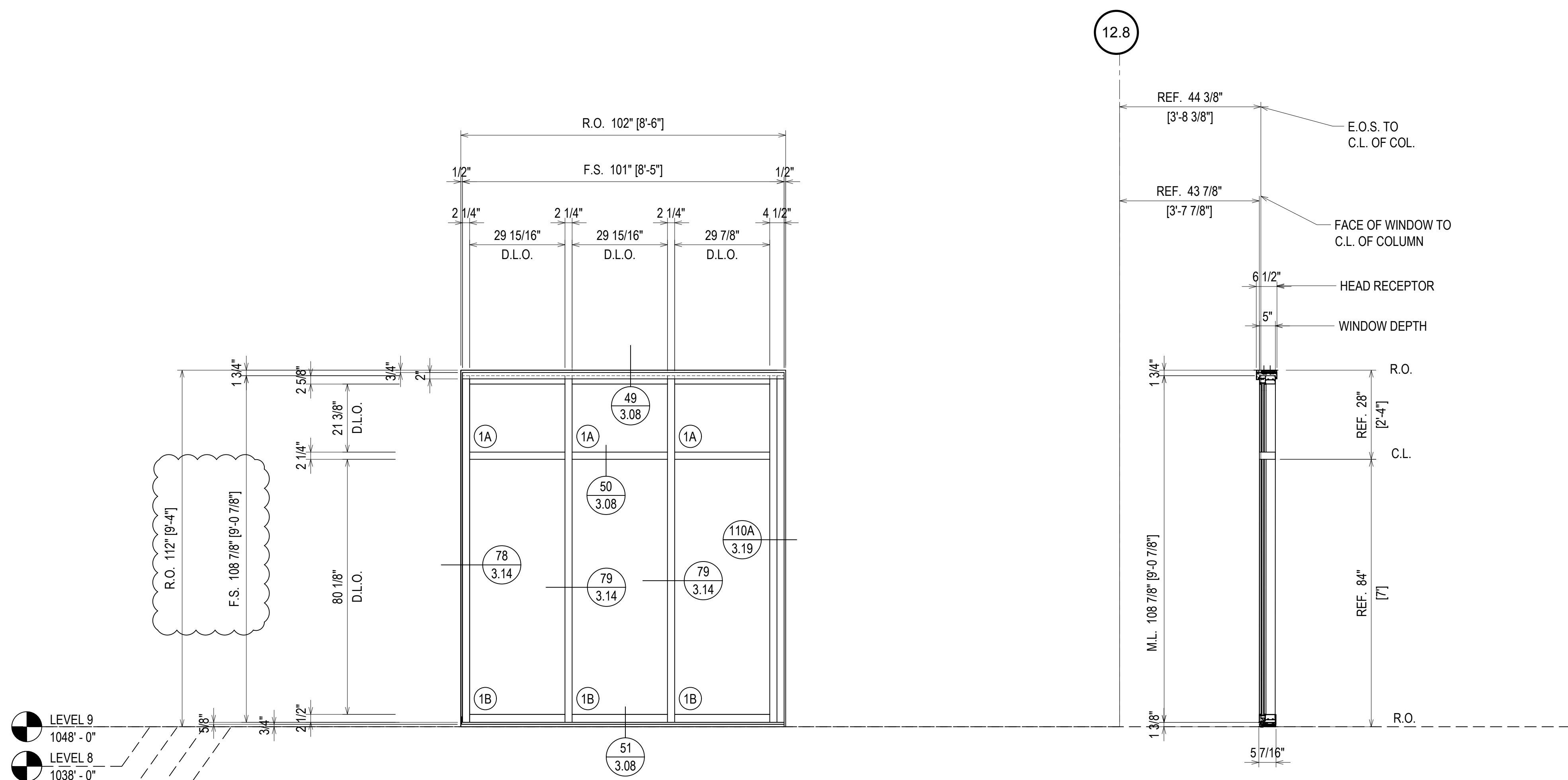
CAMPERDOWN APARTMENTS

GREENVILLE, SC 29602



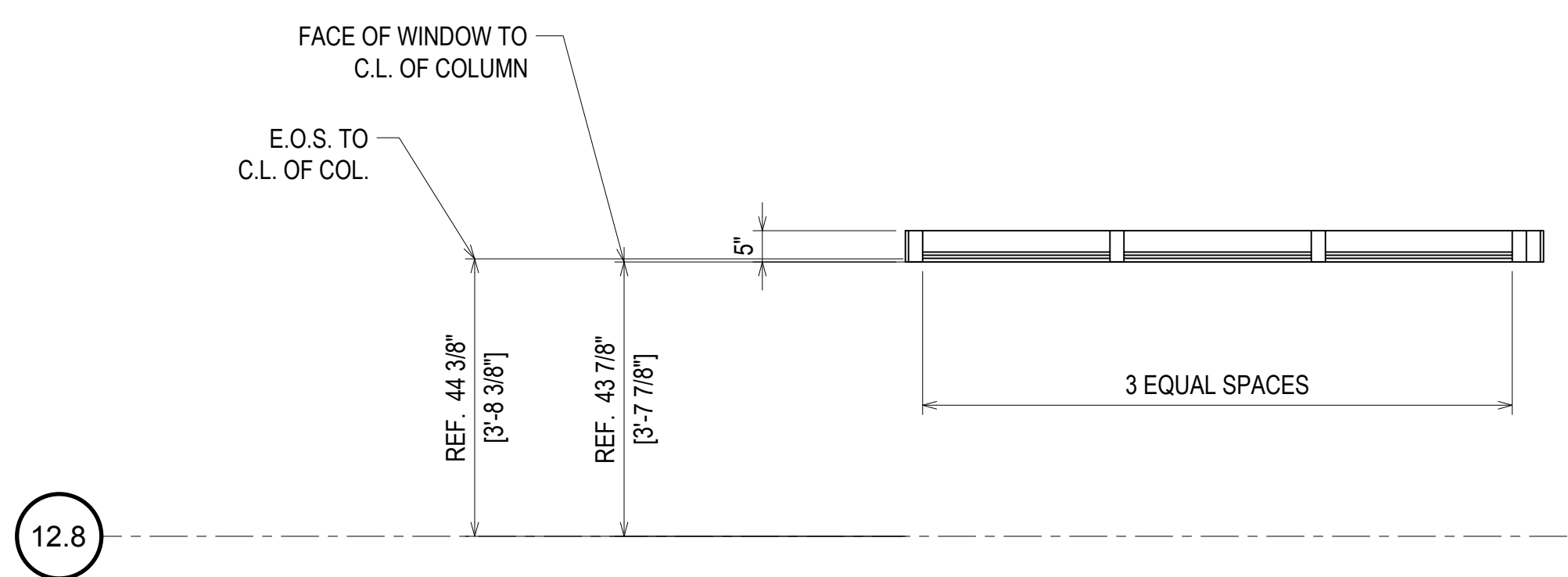
| | | | |
|--------------|----------|-------|----------|
| DRAWN BY: | CW | DATE: | 09.24.18 |
| APPROVED BY: | PA | DATE: | 09.24.18 |
| SCALE: | AS NOTED | | |
| FILE NO. | | | |

2.54



- LEVEL 9
1048' - 0"
- LEVEL 8
1038' - 0"
- LEVEL 7
1028' - 0"
- LEVEL 6
1018' - 0"
- LEVEL 5
1008' - 0"

FINISH:
CLEAR ANODIZED



⊗ = FIREMAN LOGO GLASS


| QUANTITY W9 | |
|-------------|----------|
| FLOOR | QUANTITY |
| PLAZA LEVEL | 0 |
| 1ST FLOOR | 0 |
| 2ND FLOOR | 0 |
| 3RD FLOOR | 0 |
| 4TH FLOOR | 0 |
| 5TH FLOOR | 1 |
| 6TH FLOOR | 1 |
| 7TH FLOOR | 1 |
| 8TH FLOOR | 1 |
| 9TH FLOOR | 1 |
| 10TH FLOOR | 0 |
| TOTAL | 5 |

ELEVATION W9
 SCALE: 1/2" = 1'-0"
 KAWNEER FG-501T 2 1/4" X 5"
 WINDOW WALL SYSTEM (EXTERIOR INSTALLED)
 1" INSULATED GLASS - FRONT SET
 QUANTITY: 5

ERECTOR / G.C. NOTE:
PLEASE FIELD VERIFY ALL DIMENSIONS

| REV. | DESCRIPTION | DATE |
|------|--------------|----------|
| A | 1ST REVISION | 10/29/18 |
| B | 2ND REVISION | 12/19/18 |

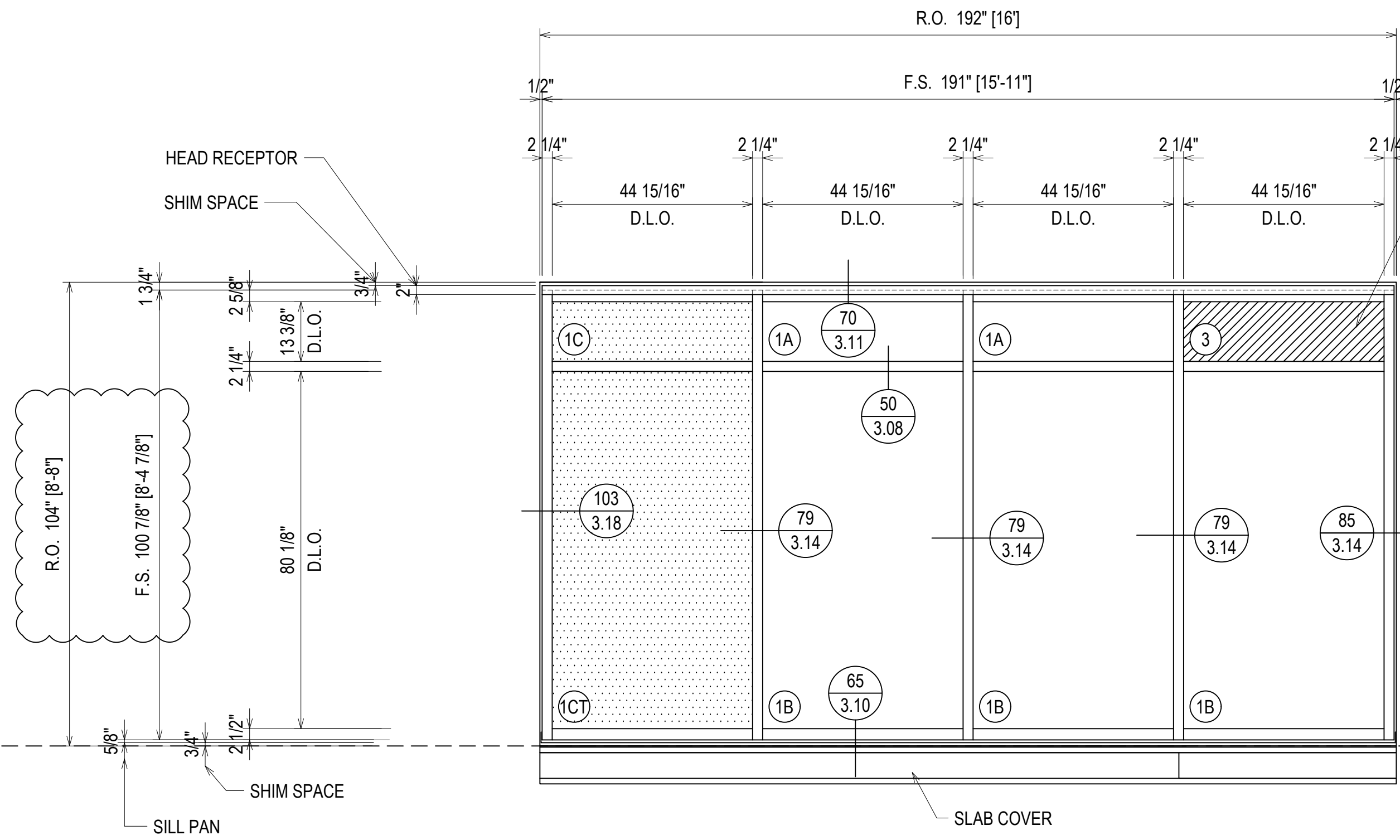
CAMPERDOWN APARTMENTS
 GREENVILLE, SC 29602



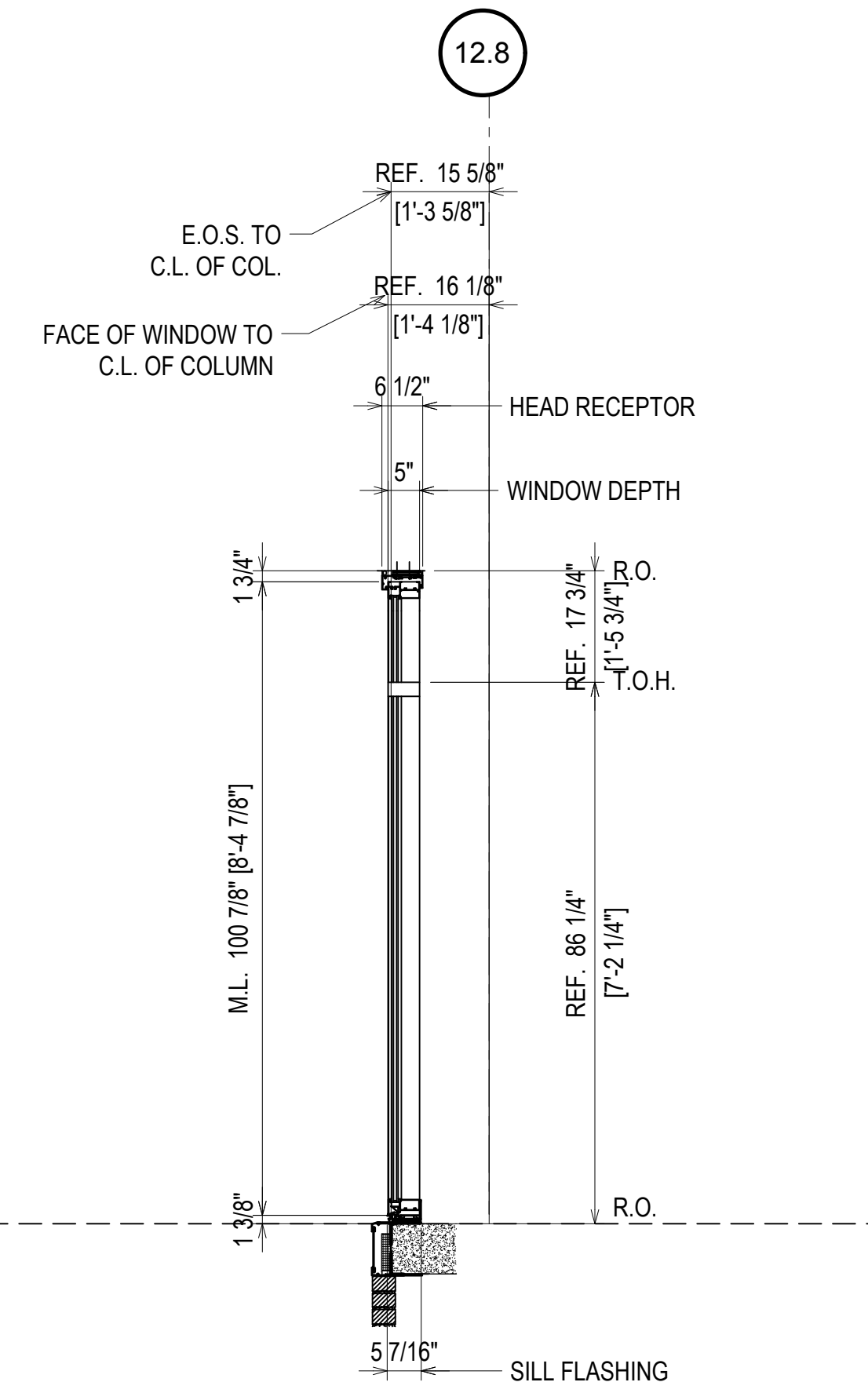
| | |
|-------------------|------------------|
| DRAWN BY CW | DATE 09.24.18 |
| APPROVED BY PA | DATE 09.24.18 |
| SCALE AS NOTED | FILE NO. |

2.55

| QUANTITY W10 | |
|--------------|----------|
| FLOOR | QUANTITY |
| PLAZA LEVEL | 0 |
| 1ST FLOOR | 0 |
| 2ND FLOOR | 0 |
| 3RD FLOOR | 0 |
| 4TH FLOOR | 0 |
| 5TH FLOOR | 1 |
| 6TH FLOOR | 0 |
| 7TH FLOOR | 0 |
| 8TH FLOOR | 0 |
| 9TH FLOOR | 0 |
| 10TH FLOOR | 0 |
| TOTAL | 1 |

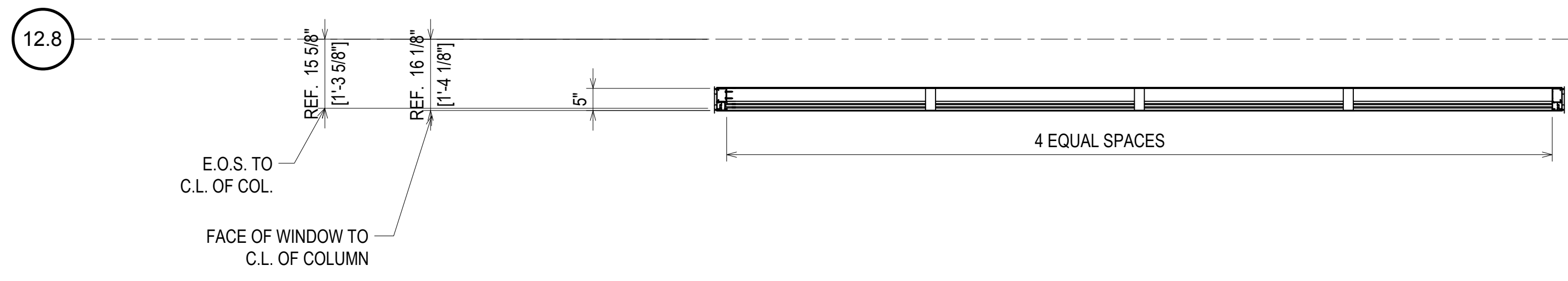


ERECTOR NOTE: METAL PANELS WILL HAVE CUT OUTS FOR ROOF PIPING. PLEASE COORDINATE WITH GENERAL CONTRACTOR TO ALLOW FOR PRE FABRICATED HOLES.



FINISH:
CLEAR ANODIZED

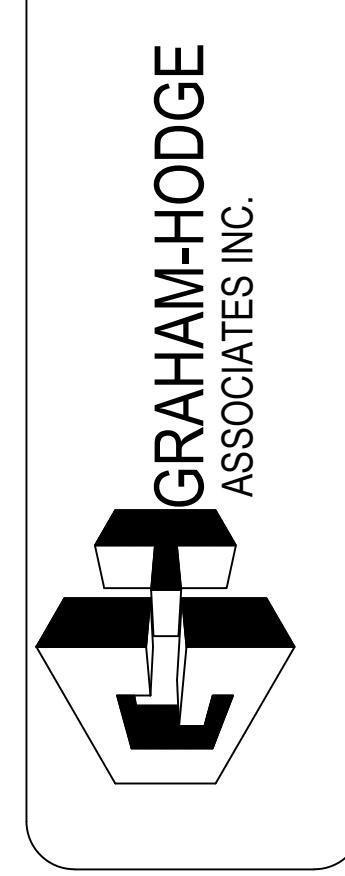
ELEVATION W10
 SCALE: 1/2" = 1'-0"
 KAWNEER FG-501T 2 1/4" X 5"
 WINDOW WALL SYSTEM (EXTERIOR INSTALLED)
 1" INSULATED GLASS - FRONT SET
 QUANTITY: 1



⊗ = FIREMAN LOGO GLASS

| REV. | DESCRIPTION | DATE |
|------|--------------|----------|
| A | 1ST REVISION | 10/23/18 |
| B | 2ND REVISION | 12/18/18 |

CAMPERDOWN APARTMENTS
 GREENVILLE, SC 29602



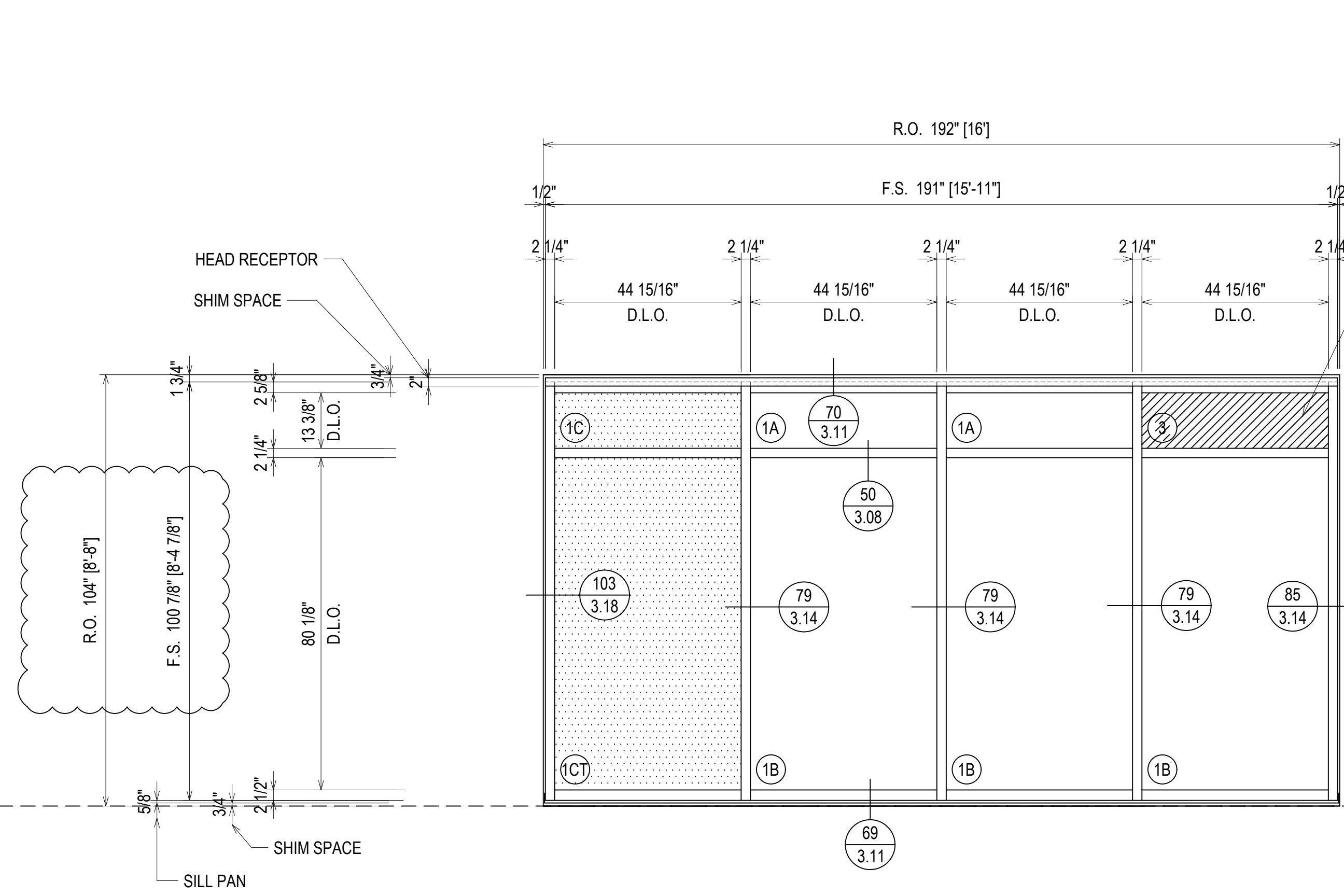
| | |
|-----------------|----------------|
| DRAWN BY: CW | DATE: 09.24.18 |
| APPROVED BY: PA | DATE: 09.24.18 |
| SCALE: AS NOTED | FILE NO: |

ERECTOR / G.C. NOTE:
PLEASE FIELD VERIFY ALL DIMENSIONS

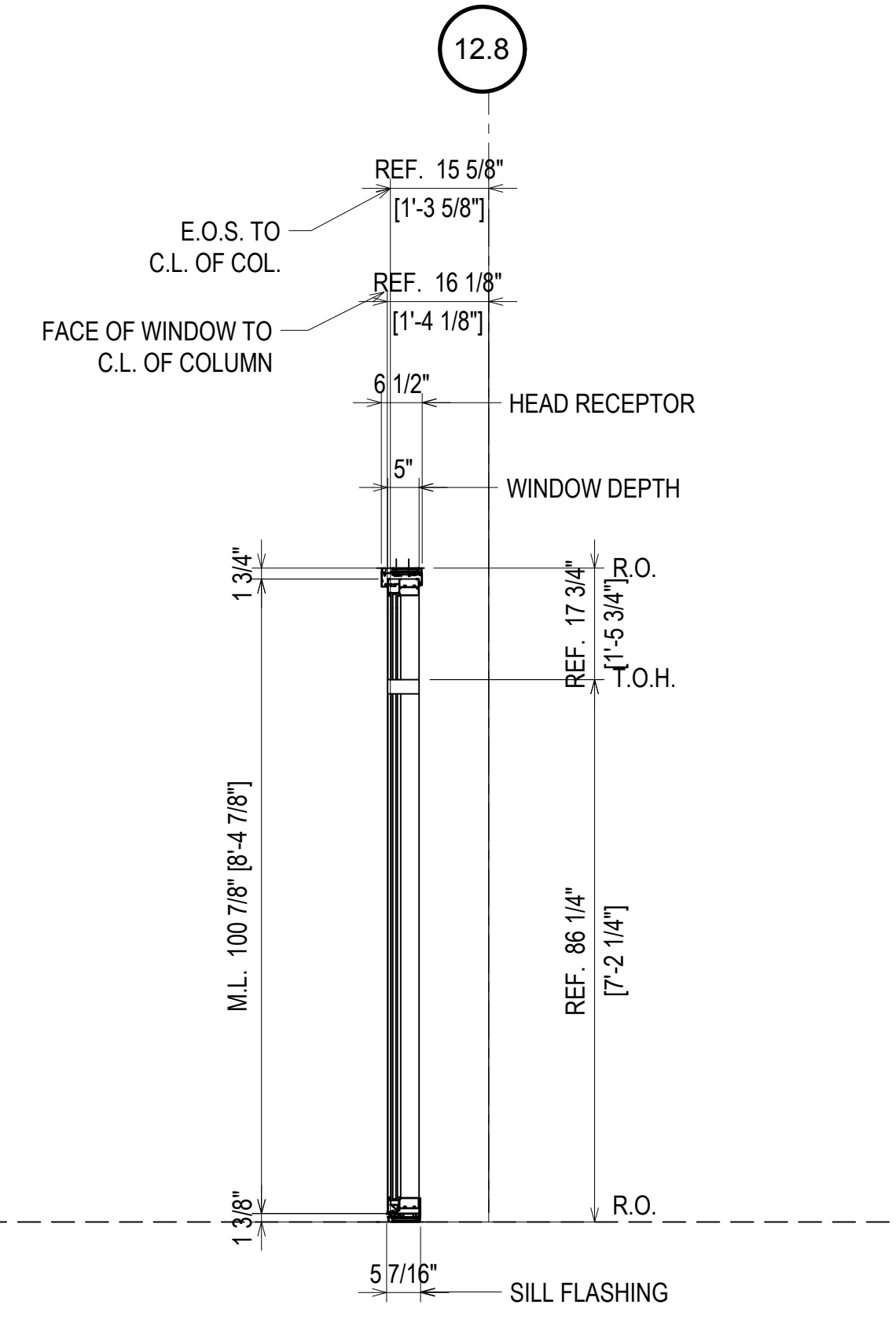
2.56

| QUANTITY W10 | |
|--------------|----------|
| FLOOR | QUANTITY |
| PLAZA LEVEL | 0 |
| 1ST FLOOR | 0 |
| 2ND FLOOR | 0 |
| 3RD FLOOR | 0 |
| 4TH FLOOR | 0 |
| 5TH FLOOR | 0 |
| 6TH FLOOR | 1 |
| 7TH FLOOR | 1 |
| 8TH FLOOR | 1 |
| 9TH FLOOR | 0 |
| 10TH FLOOR | 0 |
| TOTAL | 3 |

- LEVEL 8
1038' - 0"
- LEVEL 7
1028' - 0"
- LEVEL 6
1018' - 0"

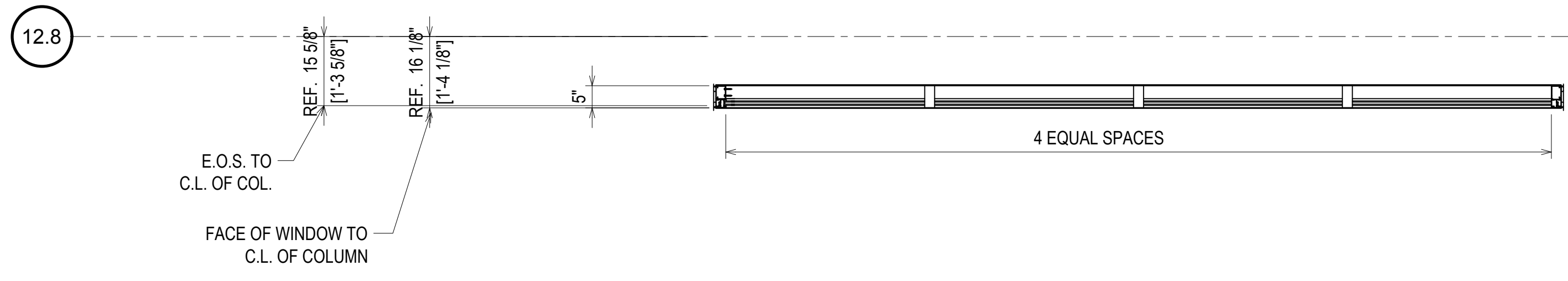


ERECTOR NOTE: METAL PANELS WILL HAVE CUT OUTS FOR ROOF PIPING. PLEASE COORDINATE WITH GENERAL CONTRACTOR TO ALLOW FOR PRE FABRICATED HOLES.



FINISH:
CLEAR ANODIZED


ELEVATION W10A
 SCALE: 1/2" = 1'-0"
 KAWNEER FG-501T 2 1/4" X 5"
 WINDOW WALL SYSTEM (EXTERIOR INSTALLED)
 1" INSULATED GLASS - FRONT SET
 QUANTITY: 3



⊗ = FIREMAN LOGO GLASS

| REV. | DESCRIPTION | DATE |
|------|--------------|----------|
| A | 1ST REVISION | 10/23/18 |
| B | 2ND REVISION | 12/18/18 |

CAMPERDOWN APARTMENTS
 GREENVILLE, SC 29602

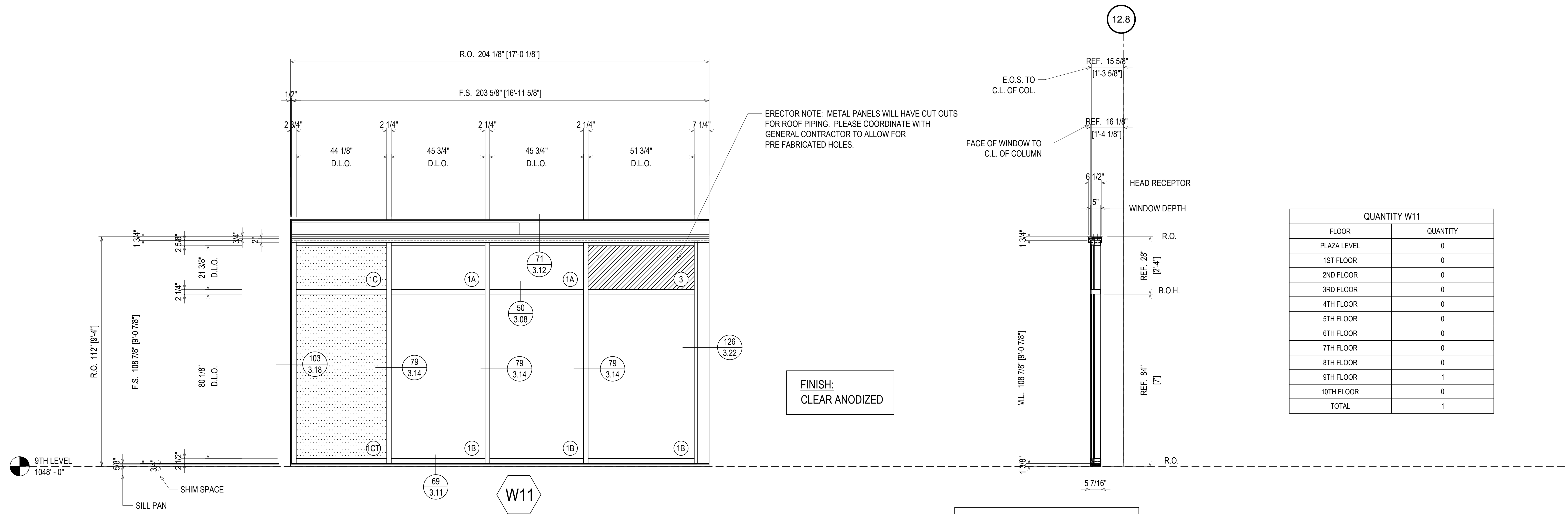


| | |
|-------------------|------------------|
| DRAWN BY CW | DATE 09.24.18 |
| APPROVED BY PA | DATE 09.24.18 |
| SCALE AS NOTED | FILE NO. |

ERECTOR / G.C. NOTE:
PLEASE FIELD VERIFY ALL DIMENSIONS

2.57

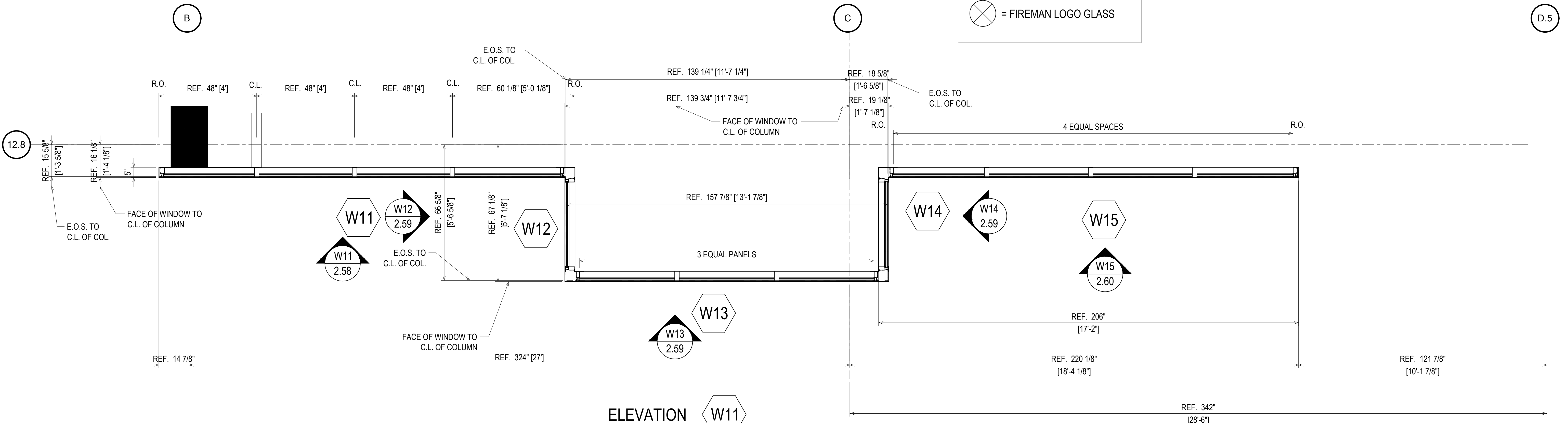
| | |
|-------------|------------------------------|
| DATE | 10/29/18 |
| DESCRIPTION | 1ST REVISION 2ND REVISION |
| REV. | A B |



ERECTOR NOTE: METAL PANELS WILL HAVE CUT OUTS FOR ROOF PIPING. PLEASE COORDINATE WITH GENERAL CONTRACTOR TO ALLOW FOR PRE FABRICATED HOLES.

FINISH:
CLEAR ANODIZED


| QUANTITY W11 | |
|--------------|----------|
| FLOOR | QUANTITY |
| PLAZA LEVEL | 0 |
| 1ST FLOOR | 0 |
| 2ND FLOOR | 0 |
| 3RD FLOOR | 0 |
| 4TH FLOOR | 0 |
| 5TH FLOOR | 0 |
| 6TH FLOOR | 0 |
| 7TH FLOOR | 0 |
| 8TH FLOOR | 0 |
| 9TH FLOOR | 1 |
| 10TH FLOOR | 0 |
| TOTAL | 1 |



ELEVATION W11
 SCALE: 1/2" = 1'-0"
 KAWNEER FG-501T 2 1/4" X 5"
 WINDOW WALL SYSTEM (EXTERIOR INSTALLED)
 1" INSULATED GLASS - FRONT SET
 QUANTITY: 1

ERECTOR / G.C. NOTE:
PLEASE FIELD VERIFY ALL DIMENSIONS

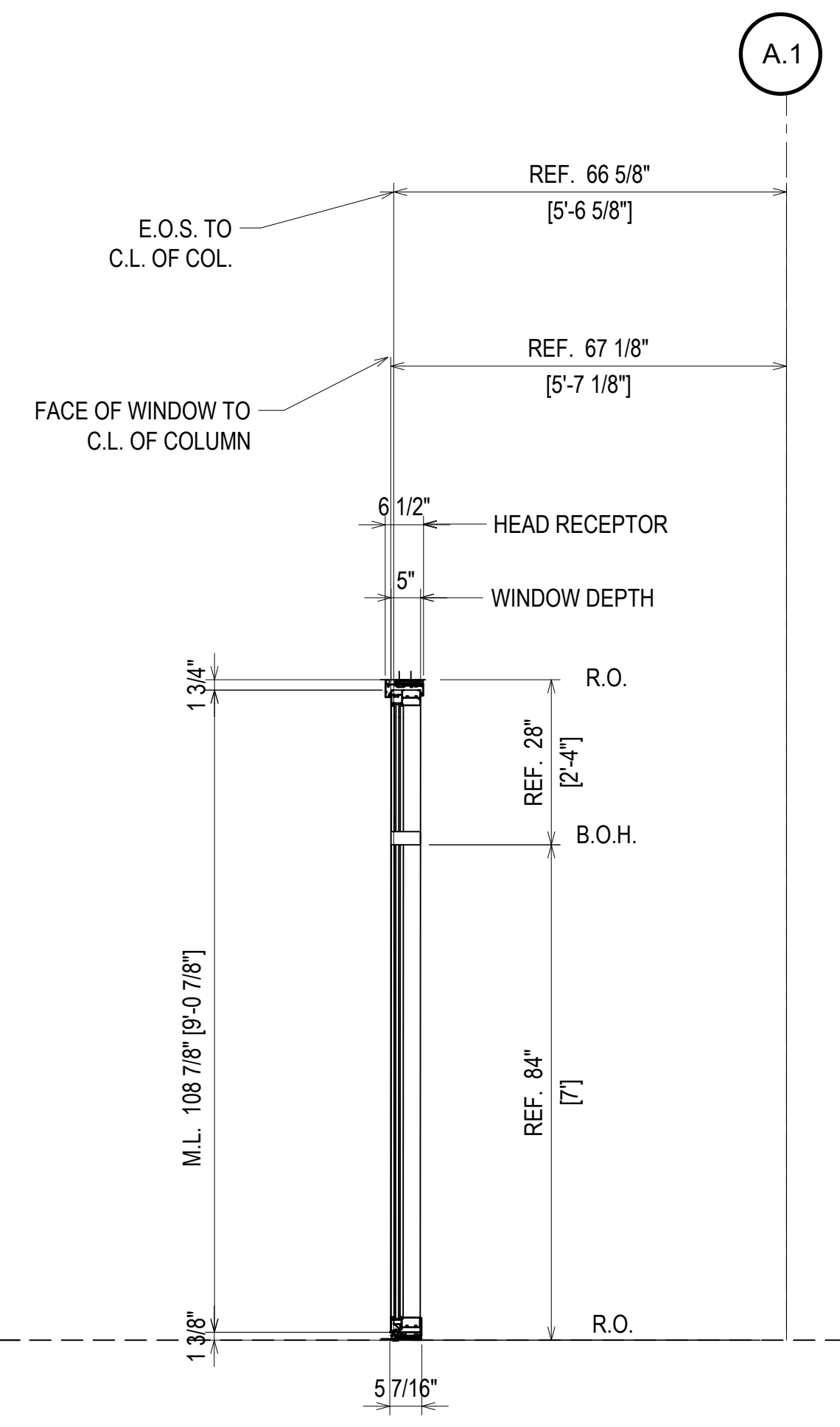
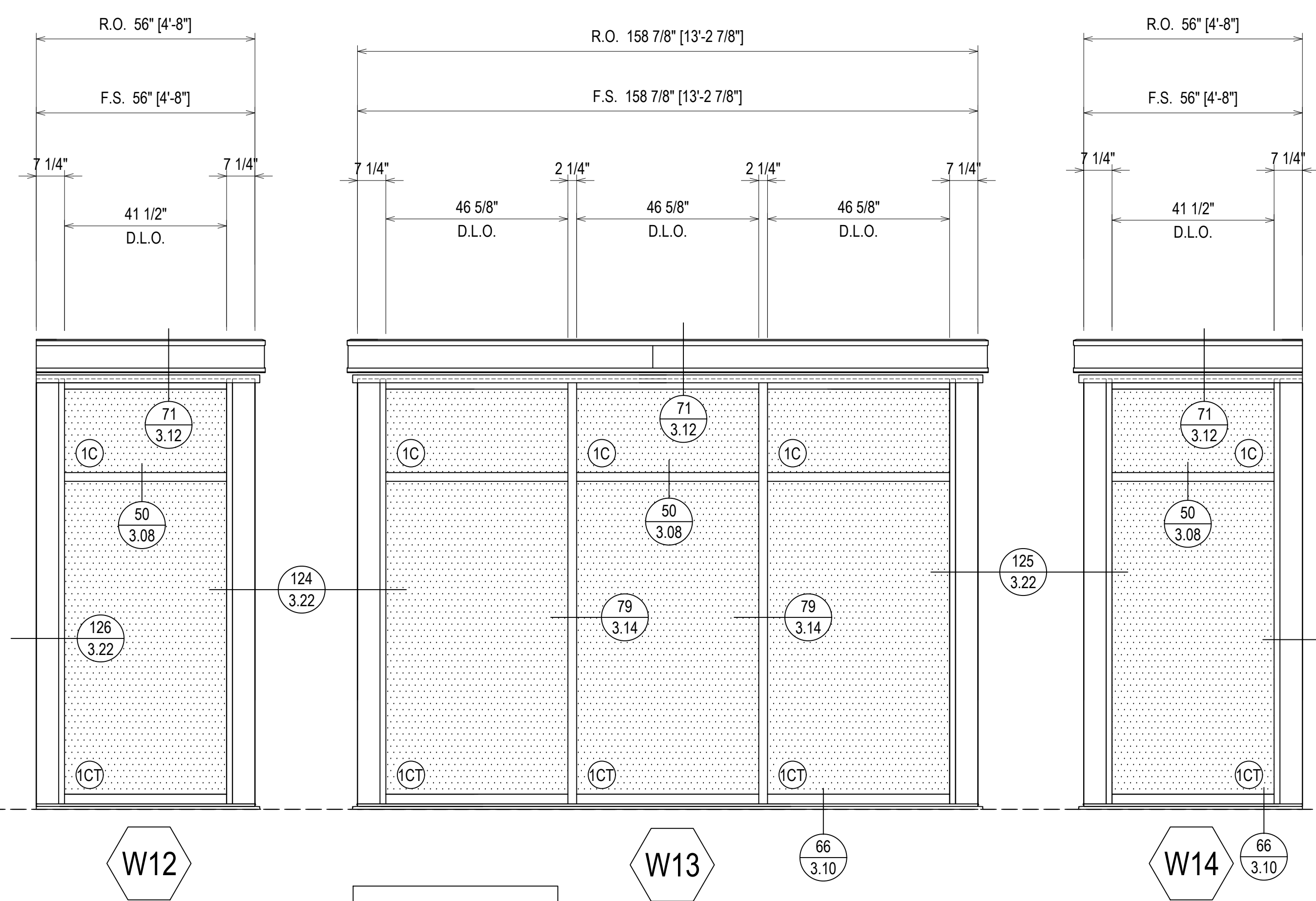
CAMPERDOWN APARTMENTS
 GREENVILLE, SC 29602



| | |
|-------------|----------|
| DRAWN BY | DATE |
| CW | 09.24.18 |
| APPROVED BY | SHEET |
| PA | 09.24.18 |
| SCALE | AS NOTED |
| FILE NO. | |

2.58

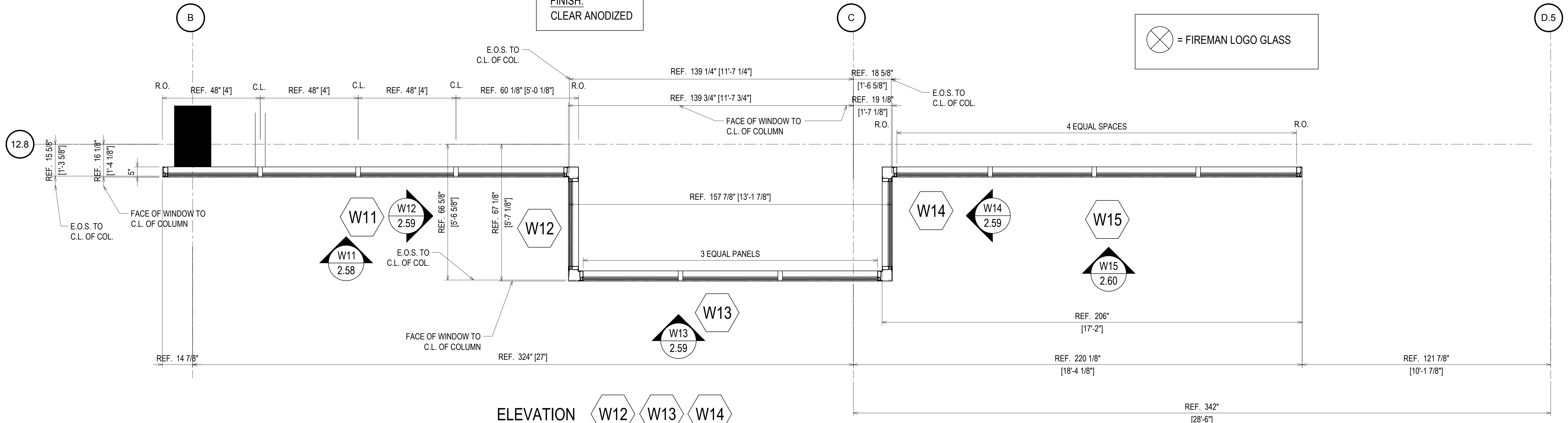
| QUANTITY W12 - W13 - W14 | |
|--------------------------|----------|
| FLOOR | QUANTITY |
| PLAZA LEVEL | 0 |
| 1ST FLOOR | 0 |
| 2ND FLOOR | 0 |
| 3RD FLOOR | 0 |
| 4TH FLOOR | 0 |
| 5TH FLOOR | 0 |
| 6TH FLOOR | 0 |
| 7TH FLOOR | 0 |
| 8TH FLOOR | 0 |
| 9TH FLOOR | 1 |
| 10TH FLOOR | 0 |
| TOTAL | 1 |



9TH LEVEL
1048'-0"

FINISH:
CLEAR ANODIZED

⊗ = FIREMAN LOGO GLASS




ELEVATION **W12 W13 W14**
 SCALE: 1/2" = 1'-0"
 KAWNEER FG-501T 2 1/4" X 5"
 WINDOW WALL SYSTEM (EXTERIOR INSTALLED)
 1" INSULATED GLASS - FRONT SET
 QUANTITY: 1

ERECTOR / G.C. NOTE:
PLEASE FIELD VERIFY ALL DIMENSIONS

| REV. | DESCRIPTION | DATE |
|------|--------------|----------|
| A | 1ST REVISION | 10/29/18 |
| B | 2ND REVISION | 12/19/18 |

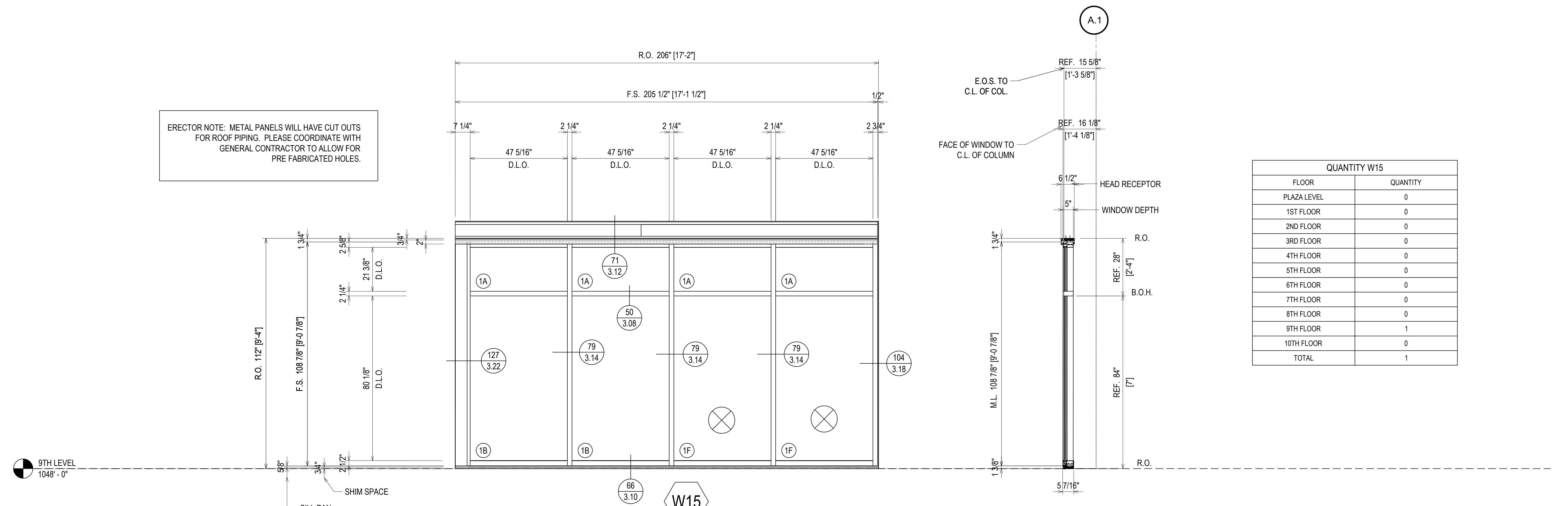
CAMPERDOWN APARTMENTS
GREENVILLE, SC 29602



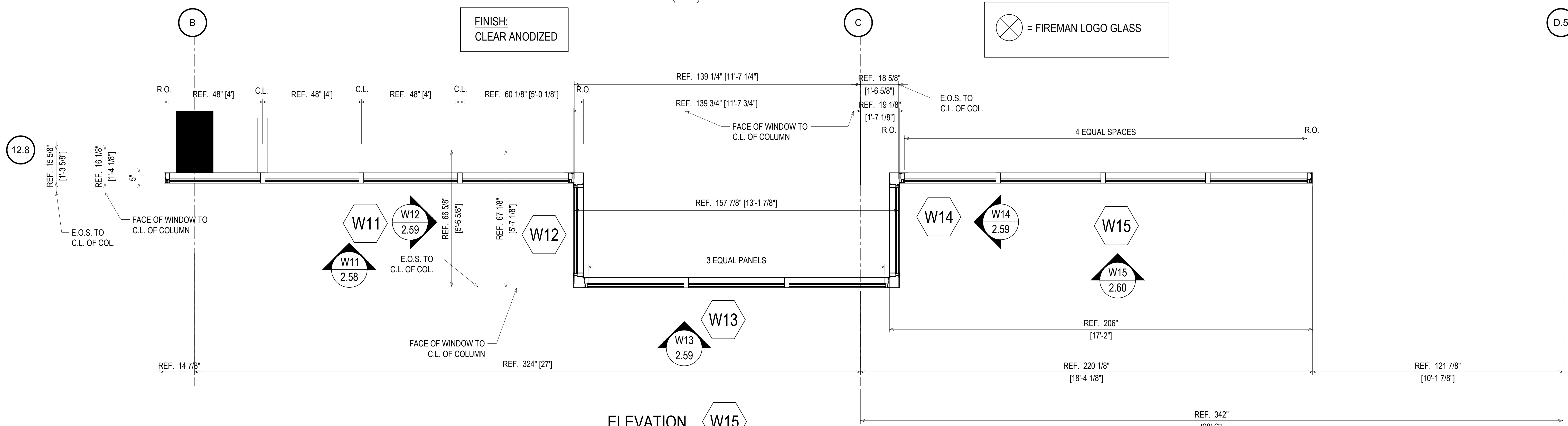
| DRAWN BY | DATE |
|-------------|----------|
| CW | 09.24.18 |
| APPROVED BY | DATE |
| PA | 09.24.18 |
| SCALE | FILE NO. |
| AS NOTED | |

2.59

ERECTOR NOTE: METAL PANELS WILL HAVE CUT OUTS FOR ROOF PIPING. PLEASE COORDINATE WITH GENERAL CONTRACTOR TO ALLOW FOR PRE FABRICATED HOLES.



| QUANTITY W15 | |
|--------------|----------|
| FLOOR | QUANTITY |
| PLAZA LEVEL | 0 |
| 1ST FLOOR | 0 |
| 2ND FLOOR | 0 |
| 3RD FLOOR | 0 |
| 4TH FLOOR | 0 |
| 5TH FLOOR | 0 |
| 6TH FLOOR | 0 |
| 7TH FLOOR | 0 |
| 8TH FLOOR | 0 |
| 9TH FLOOR | 1 |
| 10TH FLOOR | 0 |
| TOTAL | 1 |




ELEVATION W15
SCALE: 1/2" = 1'-0"
KAWNEER FG-501T 2 1/4" X 5"
WINDOW WALL SYSTEM (EXTERIOR INSTALLED)
1" INSULATED GLASS - FRONT SET
QUANTITY: 1

ERECTOR / G.C. NOTE:
PLEASE FIELD VERIFY ALL DIMENSIONS

| REV. | DESCRIPTION | DATE |
|------|--------------|----------|
| A | 1ST REVISION | 10/22/18 |
| B | 2ND REVISION | 12/18/18 |

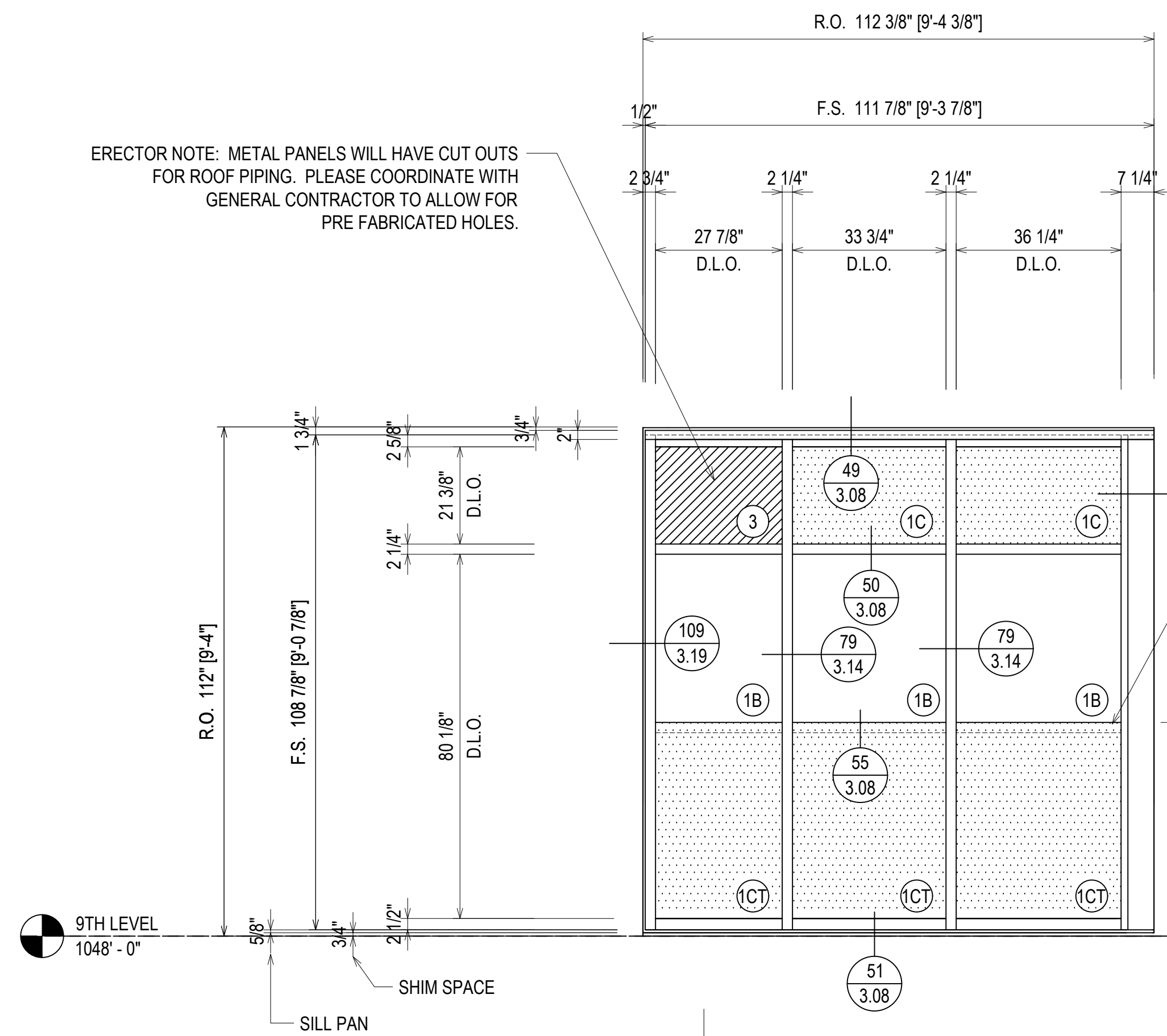
CAMPERDOWN APARTMENTS
GREENVILLE, SC 29602



| DRAWN BY | DATE |
|-------------|----------|
| CW | 09.24.18 |
| APPROVED BY | DATE |
| PA | 09.24.18 |
| SCALE | FILE NO. |
| AS NOTED | |

2.60

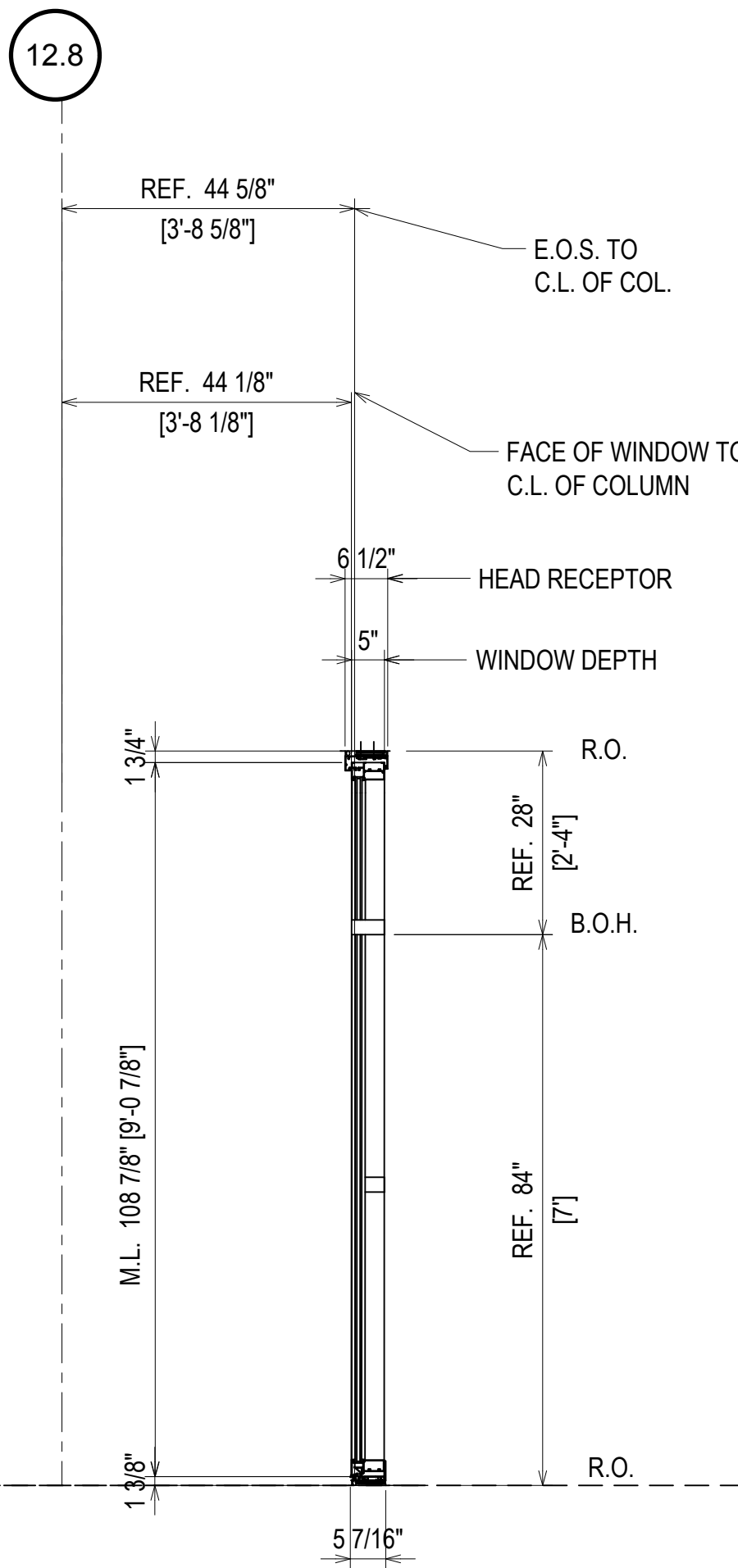
ERECTOR NOTE: METAL PANELS WILL HAVE CUT OUTS FOR ROOF PIPING. PLEASE COORDINATE WITH GENERAL CONTRACTOR TO ALLOW FOR PRE FABRICATED HOLES.



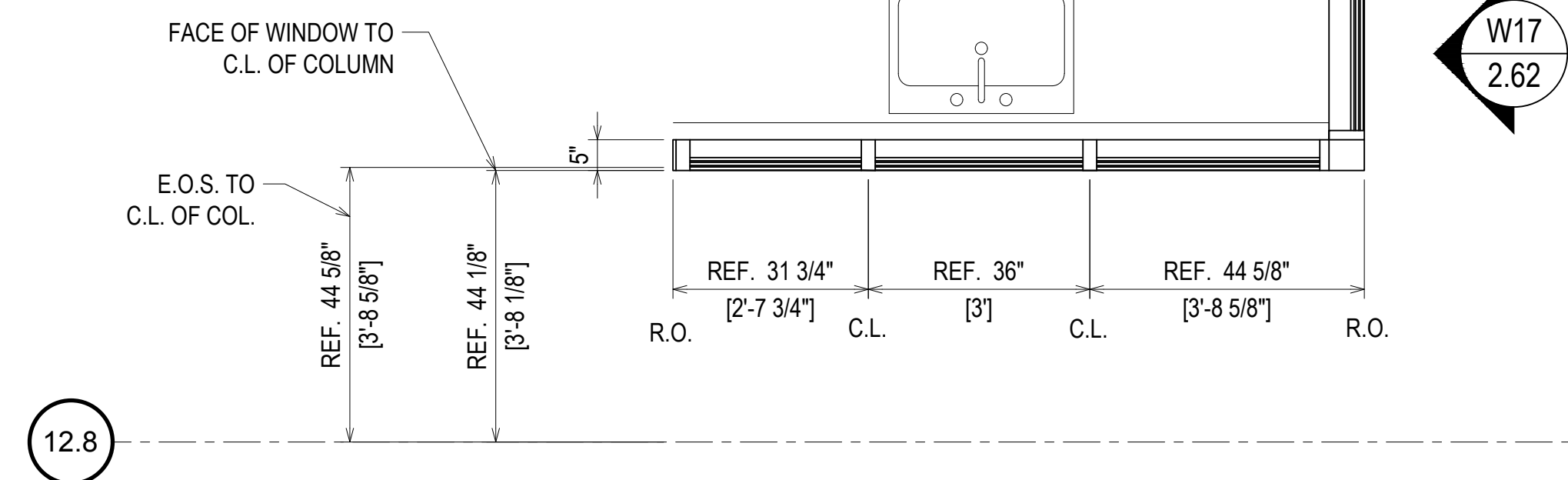
GLASS FABRICATOR TO COAT THE GLASS WITH SPANDREL COATING UP TO THIS POINT. PAST THIS POINT IS VISION GLASS. PLEASE COORDINATE. DESIGNED TO COVER INTERIOR CABINETRY

⊗ = FIREMAN LOGO GLASS

FINISH:
CLEAR ANODIZED




| QUANTITY W16 | |
|--------------|----------|
| FLOOR | QUANTITY |
| PLAZA LEVEL | 0 |
| 1ST FLOOR | 0 |
| 2ND FLOOR | 0 |
| 3RD FLOOR | 0 |
| 4TH FLOOR | 0 |
| 5TH FLOOR | 0 |
| 6TH FLOOR | 0 |
| 7TH FLOOR | 0 |
| 8TH FLOOR | 0 |
| 9TH FLOOR | 1 |
| 10TH FLOOR | 0 |
| TOTAL | 1 |



ELEVATION W16
 SCALE: 1/2" = 1'-0"
 KAWNEER FG-501T 2 1/4" X 5"
 WINDOW WALL SYSTEM (EXTERIOR INSTALLED)
 1" INSULATED GLASS - FRONT SET
 QUANTITY: 1

| DATE | DESCRIPTION |
|----------|--------------|
| 10/20/18 | 1ST REVISION |
| 12/18/18 | 2ND REVISION |

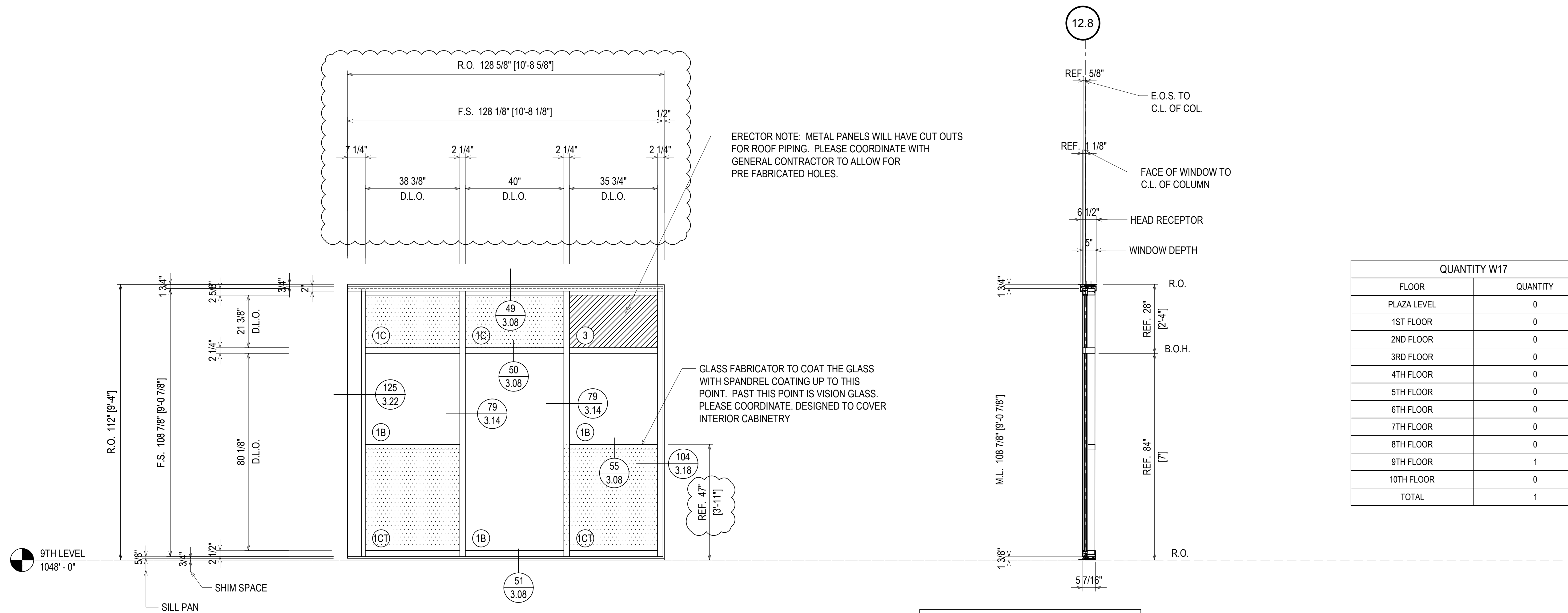
CAMPERDOWN APARTMENTS
 GREENVILLE, SC 29602



| | |
|-----------------|----------------|
| DRAWN BY: CW | DATE: 09.24.18 |
| APPROVED BY: PA | DATE: 09.24.18 |
| SCALE: AS NOTED | |
| FILE NO: | |

ERECTOR / G.C. NOTE:
PLEASE FIELD VERIFY ALL DIMENSIONS

2.61

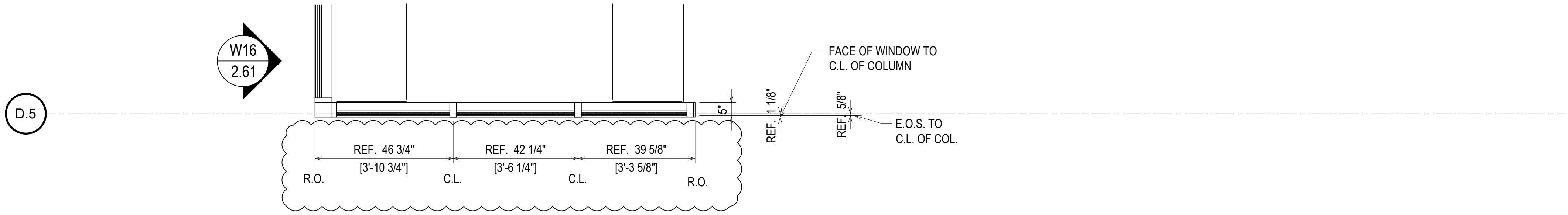


ERECTOR NOTE: METAL PANELS WILL HAVE CUT OUTS FOR ROOF PIPING. PLEASE COORDINATE WITH GENERAL CONTRACTOR TO ALLOW FOR PRE FABRICATED HOLES.

GLASS FABRICATOR TO COAT THE GLASS WITH SPANDREL COATING UP TO THIS POINT. PAST THIS POINT IS VISION GLASS. PLEASE COORDINATE. DESIGNED TO COVER INTERIOR CABINETRY

FINISH:
CLEAR ANODIZED


⊗ = FIREMAN LOGO GLASS



ELEVATION W17
 SCALE: 1/2" = 1'-0"
 KAWNEER FG-501T 2 1/4" X 5"
 WINDOW WALL SYSTEM (EXTERIOR INSTALLED)
 1" INSULATED GLASS - FRONT SET
 QUANTITY: 1

| REV. | DESCRIPTION | DATE |
|------|--------------|----------|
| A | 1ST REVISION | 10/23/18 |
| B | 2ND REVISION | 12/18/18 |

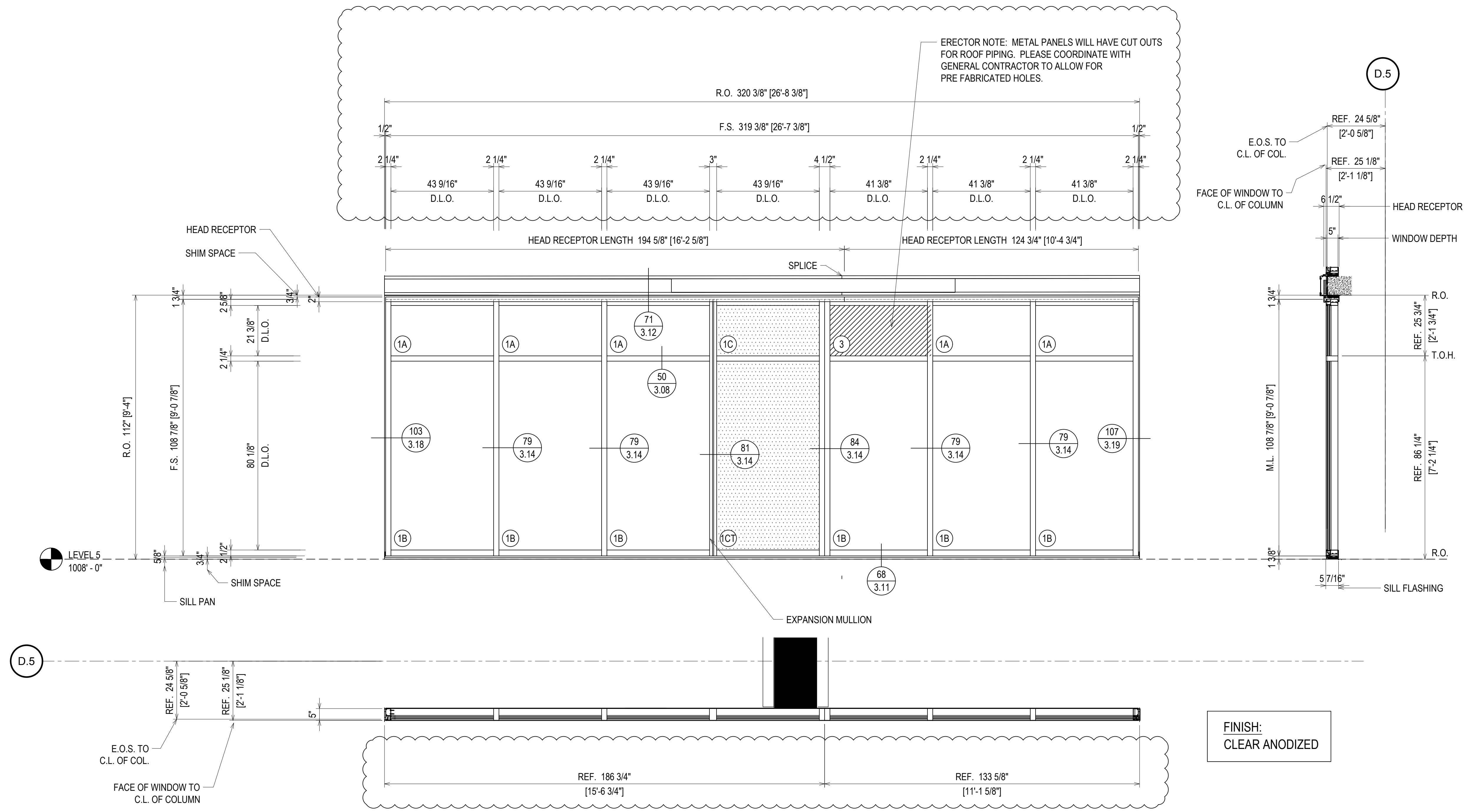
CAMPERDOWN APARTMENTS
 GREENVILLE, SC 29602



| DRAWN BY | DATE |
|-------------|----------|
| CW | 09.24.18 |
| APPROVED BY | DATE |
| PA | 09.24.18 |
| SCALE | FILE NO. |
| AS NOTED | |

ERECTOR / G.C. NOTE:
PLEASE FIELD VERIFY ALL DIMENSIONS

2.62



ELEVATION W18
 SCALE: 1/2" = 1'-0"
 KAWNEER FG-501T 2 1/4" X 5"
 WINDOW WALL SYSTEM (EXTERIOR INSTALLED)
 1" INSULATED GLASS - FRONT SET
 QUANTITY: 1

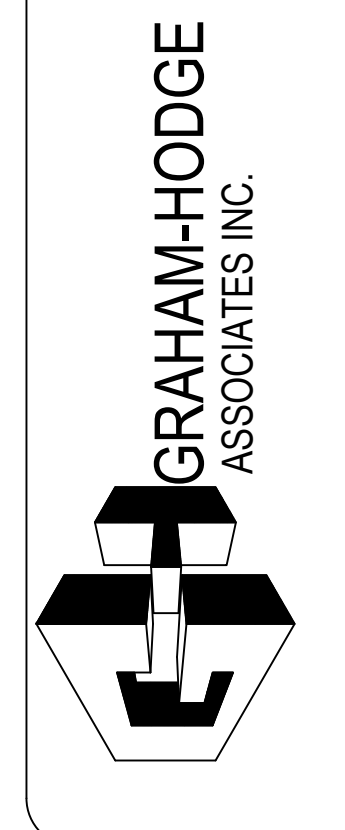
⊗ = FIREMAN LOGO GLASS

| QUANTITY W18 | |
|--------------|----------|
| FLOOR | QUANTITY |
| PLAZA LEVEL | 0 |
| 1ST FLOOR | 0 |
| 2ND FLOOR | 0 |
| 3RD FLOOR | 0 |
| 4TH FLOOR | 0 |
| 5TH FLOOR | 0 |
| 6TH FLOOR | 0 |
| 7TH FLOOR | 0 |
| 8TH FLOOR | 0 |
| 9TH FLOOR | 1 |
| 10TH FLOOR | 0 |
| TOTAL | 1 |

ERECTOR / G.C. NOTE:
 PLEASE FIELD VERIFY ALL DIMENSIONS

| | |
|-------------|------------------------------|
| DATE | 10/20/18 |
| DESCRIPTION | 1ST REVISION 2ND REVISION |
| REV. | A B |

CAMPERDOWN APARTMENTS
 GREENVILLE, SC 29602

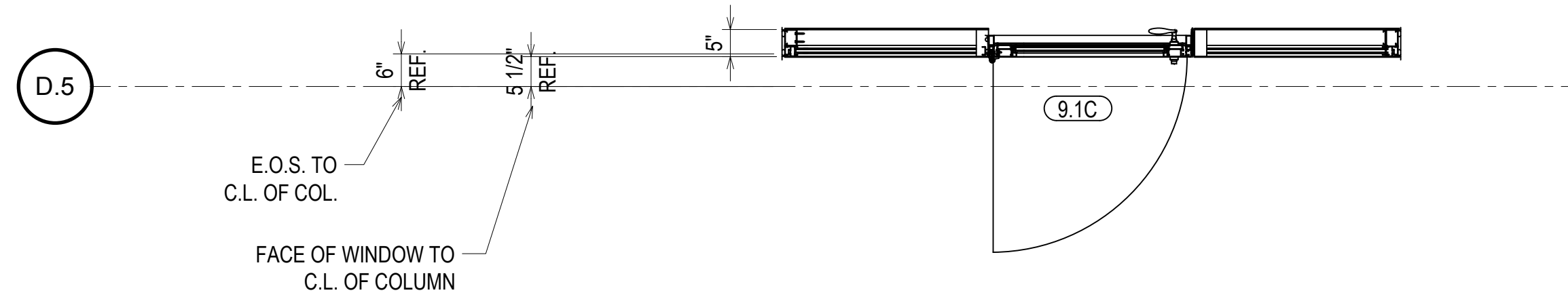
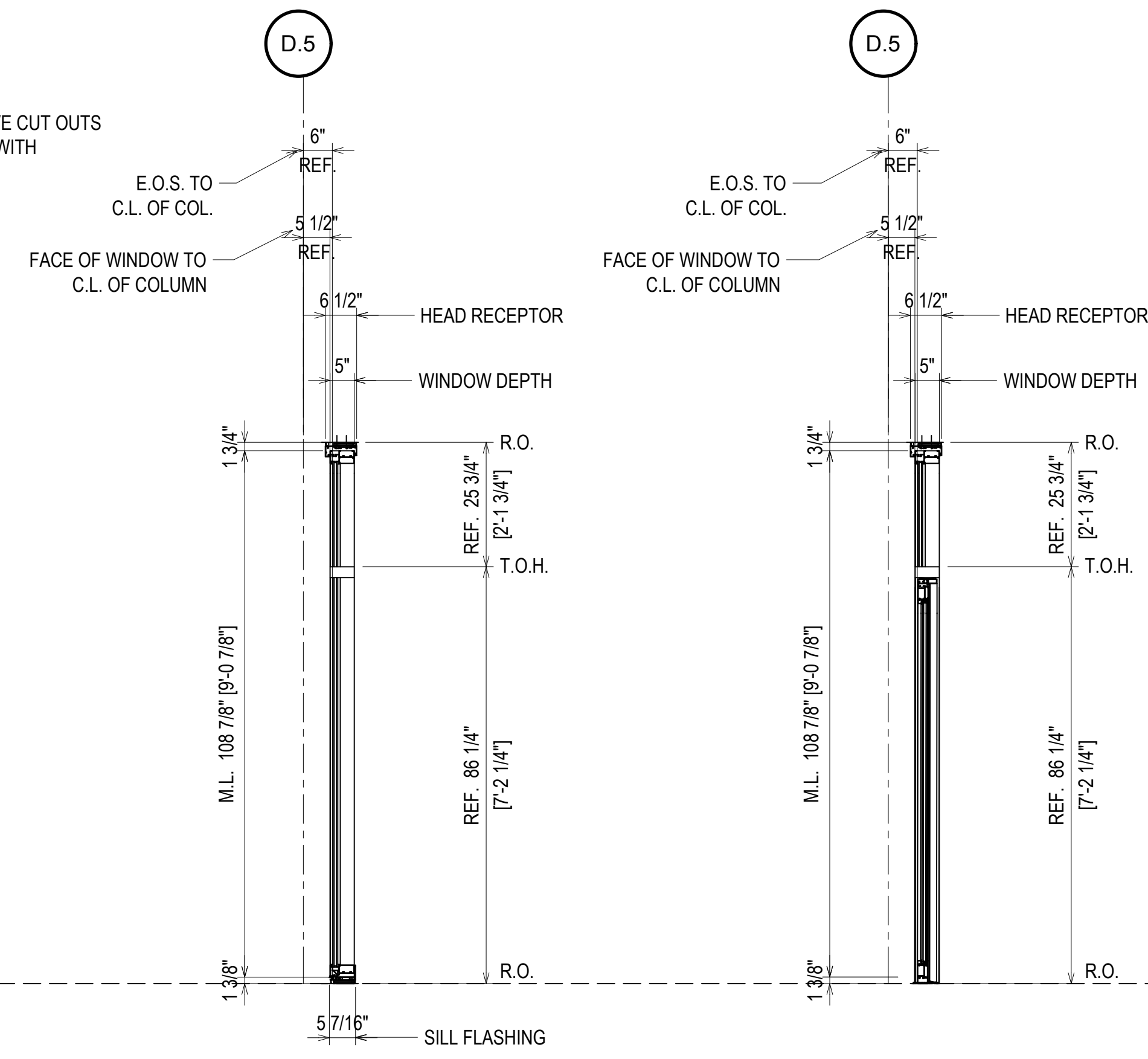
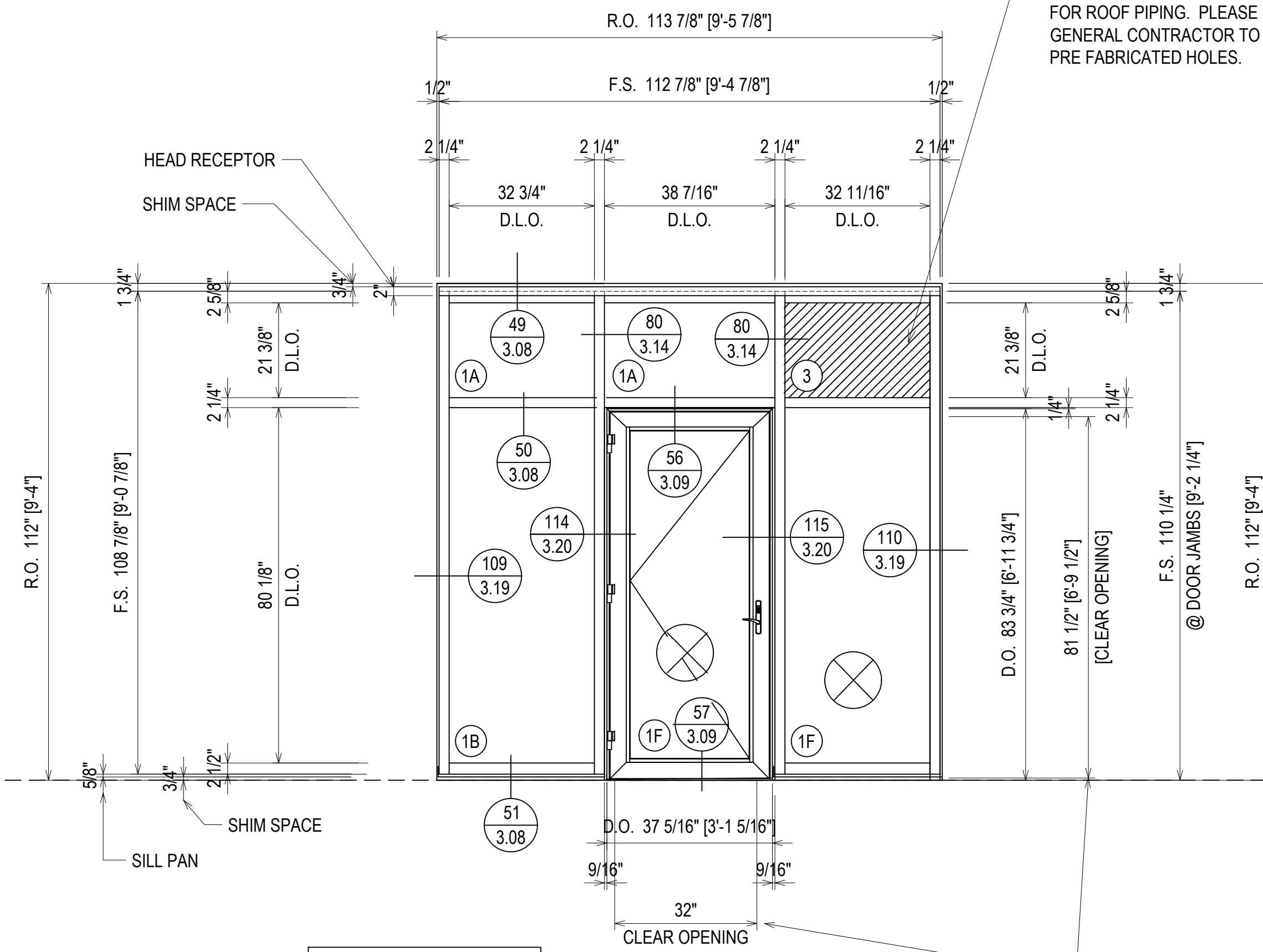


| | |
|-------------|----------|
| DRAWN BY | DATE |
| CW | 09.24.18 |
| APPROVED BY | SHEET |
| PA | 09.24.18 |
| SCALE | FILE NO |
| AS NOTED | |

2.63

| QUANTITY W19 | |
|--------------|----------|
| FLOOR | QUANTITY |
| PLAZA LEVEL | 0 |
| 1ST FLOOR | 0 |
| 2ND FLOOR | 0 |
| 3RD FLOOR | 0 |
| 4TH FLOOR | 0 |
| 5TH FLOOR | 0 |
| 6TH FLOOR | 0 |
| 7TH FLOOR | 0 |
| 8TH FLOOR | 0 |
| 9TH FLOOR | 1 |
| 10TH FLOOR | 0 |
| TOTAL | 1 |

LEVEL 9
1048'-0"



ELEVATION W19
 SCALE: 1/2" = 1'-0"
 KAWNEER FG-501T 2 1/4" X 5"
 WINDOW WALL SYSTEM (EXTERIOR INSTALLED)
 1" INSULATED GLASS - FRONT SET
 KAWNEER 2000T TERRACE DOORS
 QUANTITY: 1

= FIREMAN LOGO GLASS

| DATE | DESCRIPTION | REV. |
|----------|--------------|------|
| 10/20/18 | 1ST REVISION | A |
| 12/18/18 | 2ND REVISION | B |

CAMPERDOWN APARTMENTS
 GREENVILLE, SC 29602

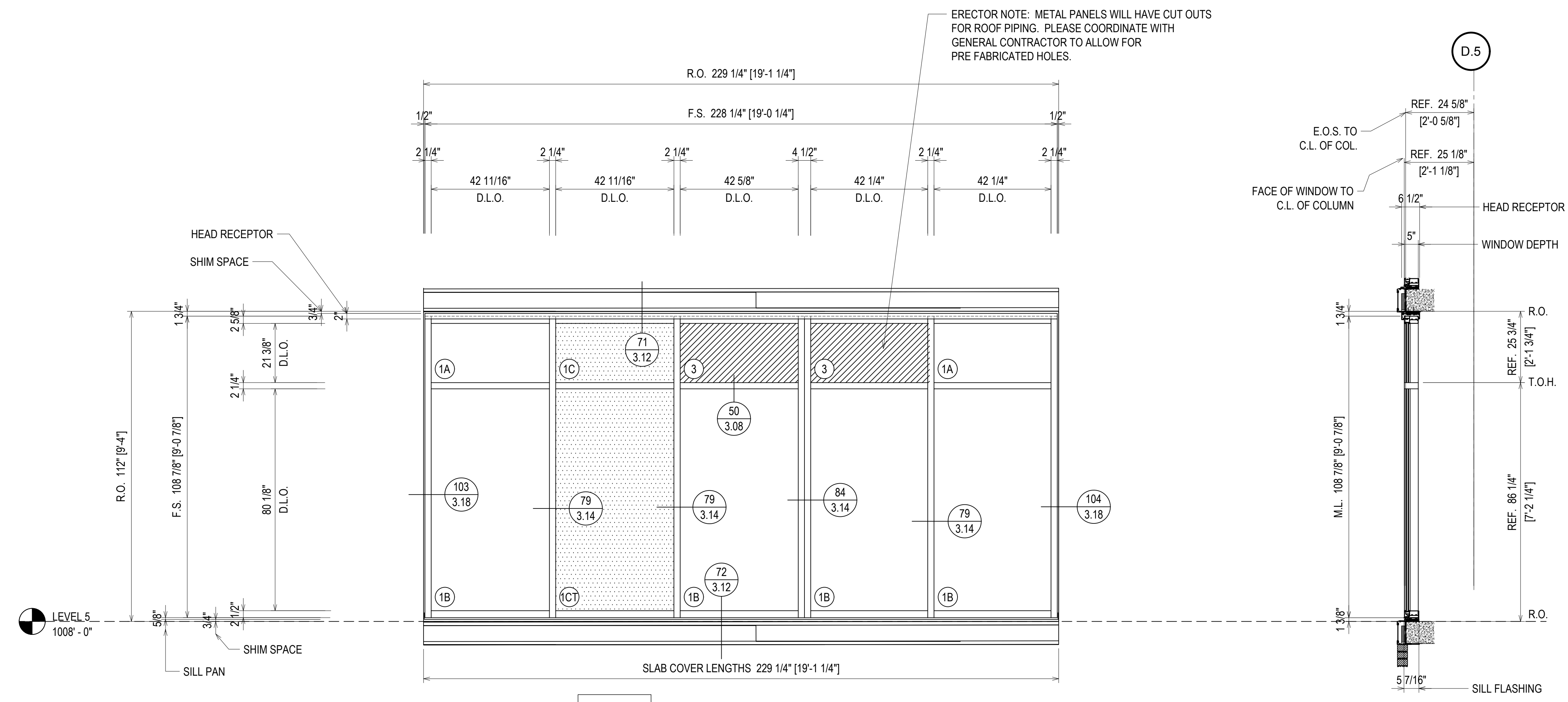


| | |
|-----------------|----------------|
| DRAWN BY: CW | DATE: 09.24.18 |
| APPROVED BY: PA | DATE: 09.24.18 |
| SCALE: AS NOTED | FILE NO: |

ERECTOR / G.C. NOTE:
PLEASE FIELD VERIFY ALL DIMENSIONS

2.64

| | |
|-------------|------------------------------|
| DATE | 10/20/18 |
| DESCRIPTION | 1ST REVISION 2ND REVISION |
| REV. | A B |



ERECTOR NOTE: METAL PANELS WILL HAVE CUT OUTS FOR ROOF PIPING. PLEASE COORDINATE WITH GENERAL CONTRACTOR TO ALLOW FOR PRE FABRICATED HOLES.

FINISH:
CLEAR ANODIZED


⊗ = FIREMAN LOGO GLASS

ELEVATION W20
SCALE: 1/2" = 1'-0"
KAWNEER FG-501T 2 1/4" X 5"
WINDOW WALL SYSTEM (EXTERIOR INSTALLED)
1" INSULATED GLASS - FRONT SET
QUANTITY: 1

| QUANTITY W20 | |
|--------------|----------|
| FLOOR | QUANTITY |
| PLAZA LEVEL | 0 |
| 1ST FLOOR | 0 |
| 2ND FLOOR | 0 |
| 3RD FLOOR | 0 |
| 4TH FLOOR | 0 |
| 5TH FLOOR | 0 |
| 6TH FLOOR | 0 |
| 7TH FLOOR | 0 |
| 8TH FLOOR | 0 |
| 9TH FLOOR | 1 |
| 10TH FLOOR | 0 |
| TOTAL | 1 |

ERECTOR / G.C. NOTE:
PLEASE FIELD VERIFY ALL DIMENSIONS

CAMPERDOWN APARTMENTS
GREENVILLE, SC 29602

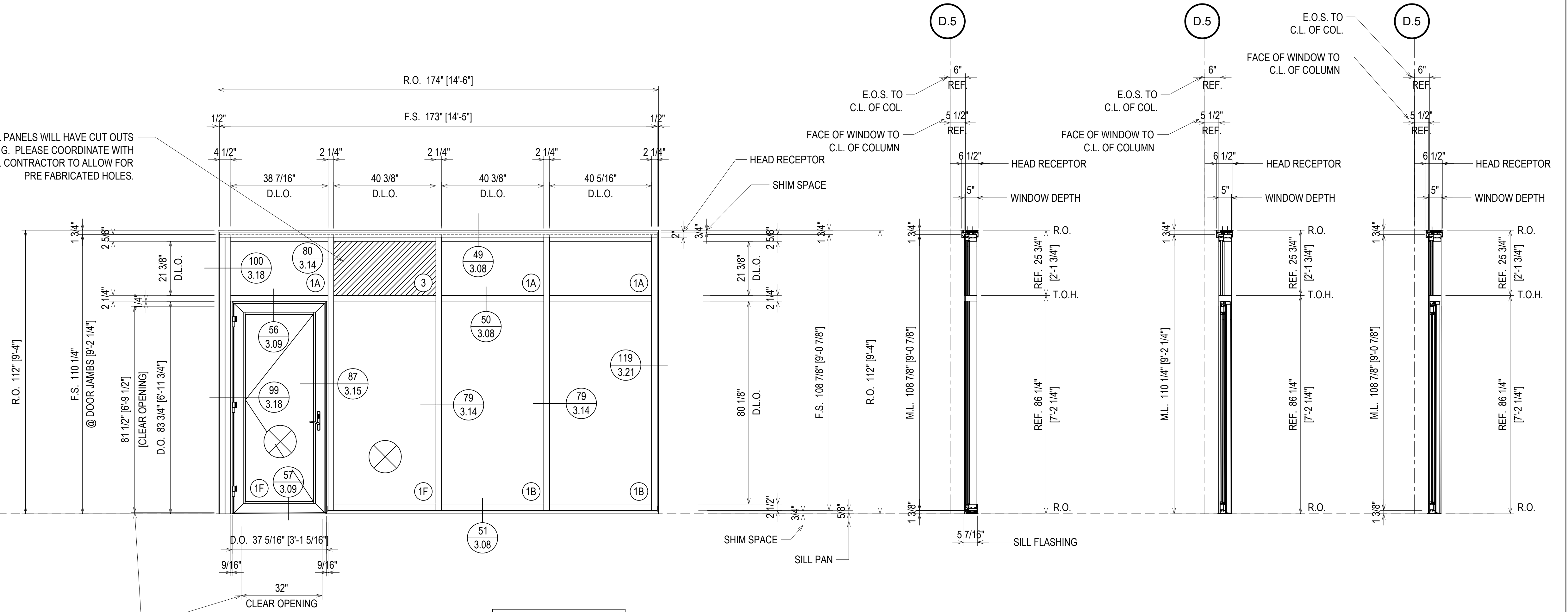


| | |
|-------------|----------|
| DRAWN BY | DATE |
| CW | 09.24.18 |
| APPROVED BY | SHEET |
| PA | 09.24.18 |
| SCALE | FILE NO |
| AS NOTED | |

2.65

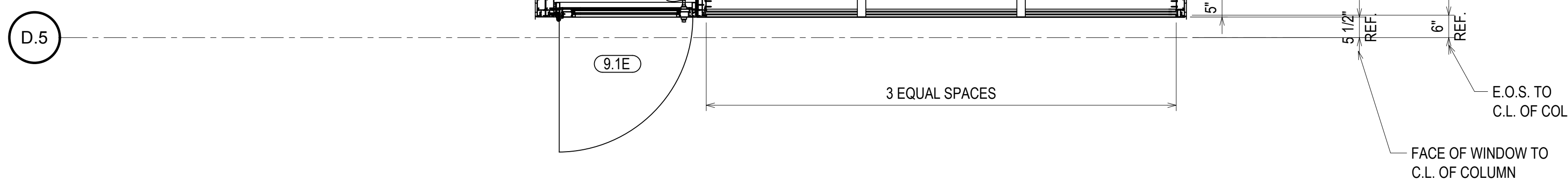
| QUANTITY W21 | |
|--------------|----------|
| FLOOR | QUANTITY |
| PLAZA LEVEL | 0 |
| 1ST FLOOR | 0 |
| 2ND FLOOR | 0 |
| 3RD FLOOR | 0 |
| 4TH FLOOR | 0 |
| 5TH FLOOR | 0 |
| 6TH FLOOR | 0 |
| 7TH FLOOR | 0 |
| 8TH FLOOR | 0 |
| 9TH FLOOR | 1 |
| 10TH FLOOR | 0 |
| TOTAL | 1 |

ERECTOR NOTE: METAL PANELS WILL HAVE CUT OUTS FOR ROOF PIPING. PLEASE COORDINATE WITH GENERAL CONTRACTOR TO ALLOW FOR PRE FABRICATED HOLES.



GO/DESIGN TEAM - CONFIRM THAT THE CLEAR OPENING MEETS THE CODE REQUIREMENT

FINISH:
CLEAR ANODIZED



ELEVATION W21

SCALE: 1/2" = 1'-0"
 KAWNEER FG-501T 2 1/4" X 5"
 WINDOW WALL SYSTEM (EXTERIOR INSTALLED)
 1" INSULATED GLASS - FRONT SET
 KAWNEER 2000T TERRACE DOORS
 QUANTITY: 1

= FIREMAN LOGO GLASS

| DATE | DESCRIPTION |
|----------|--------------|
| 10/20/18 | 1ST REVISION |
| 12/18/18 | 2ND REVISION |

| REV. | A | B |
|------|---|---|
| | | |

CAMPERDOWN APARTMENTS
 GREENVILLE, SC 29602

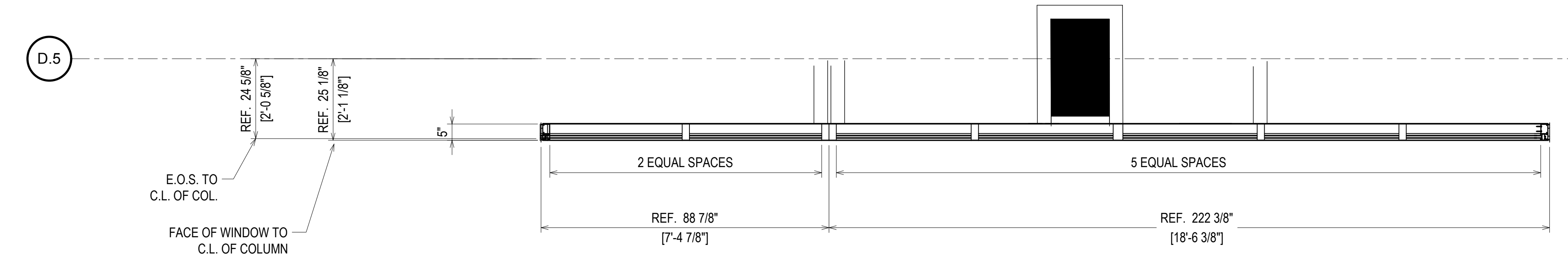
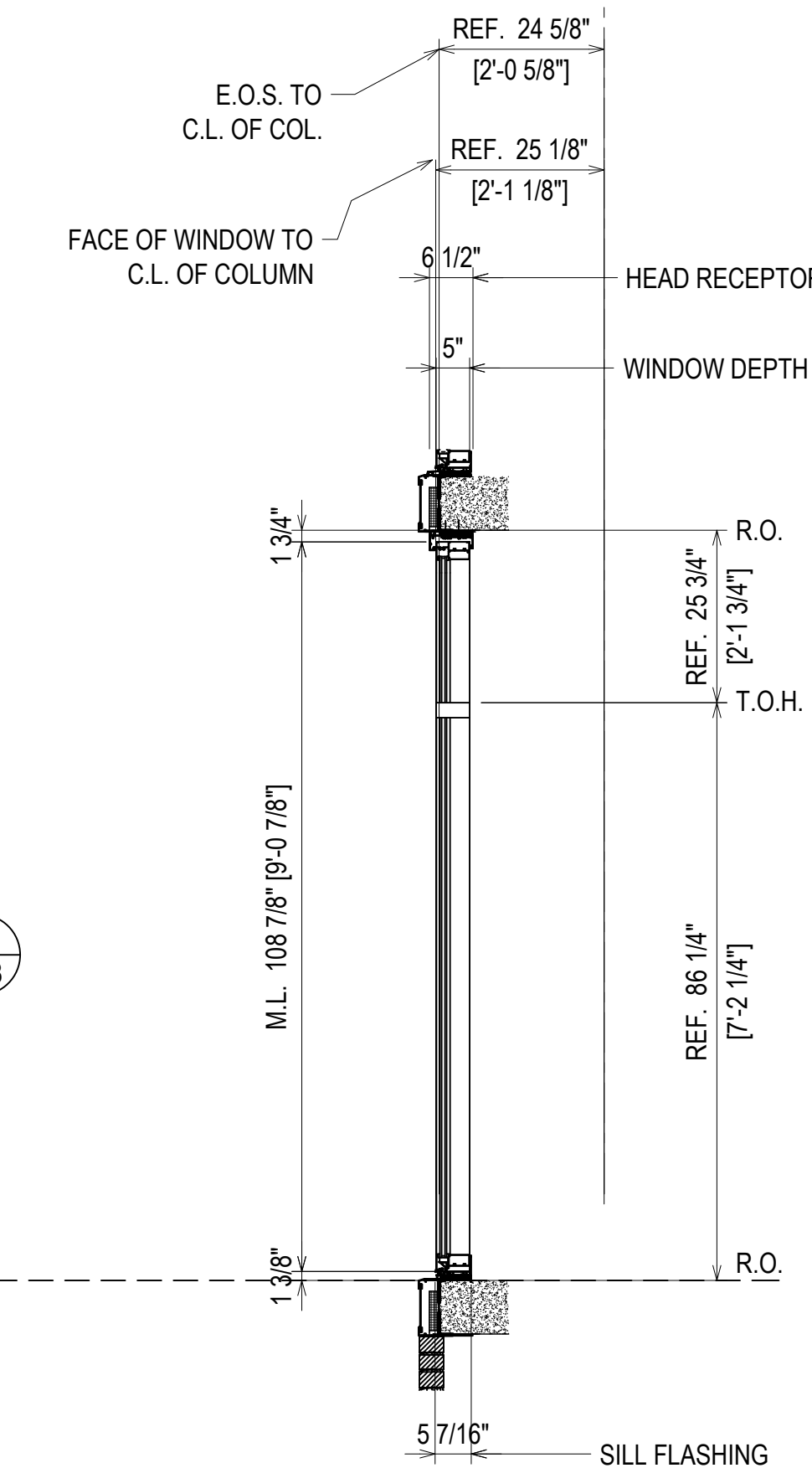
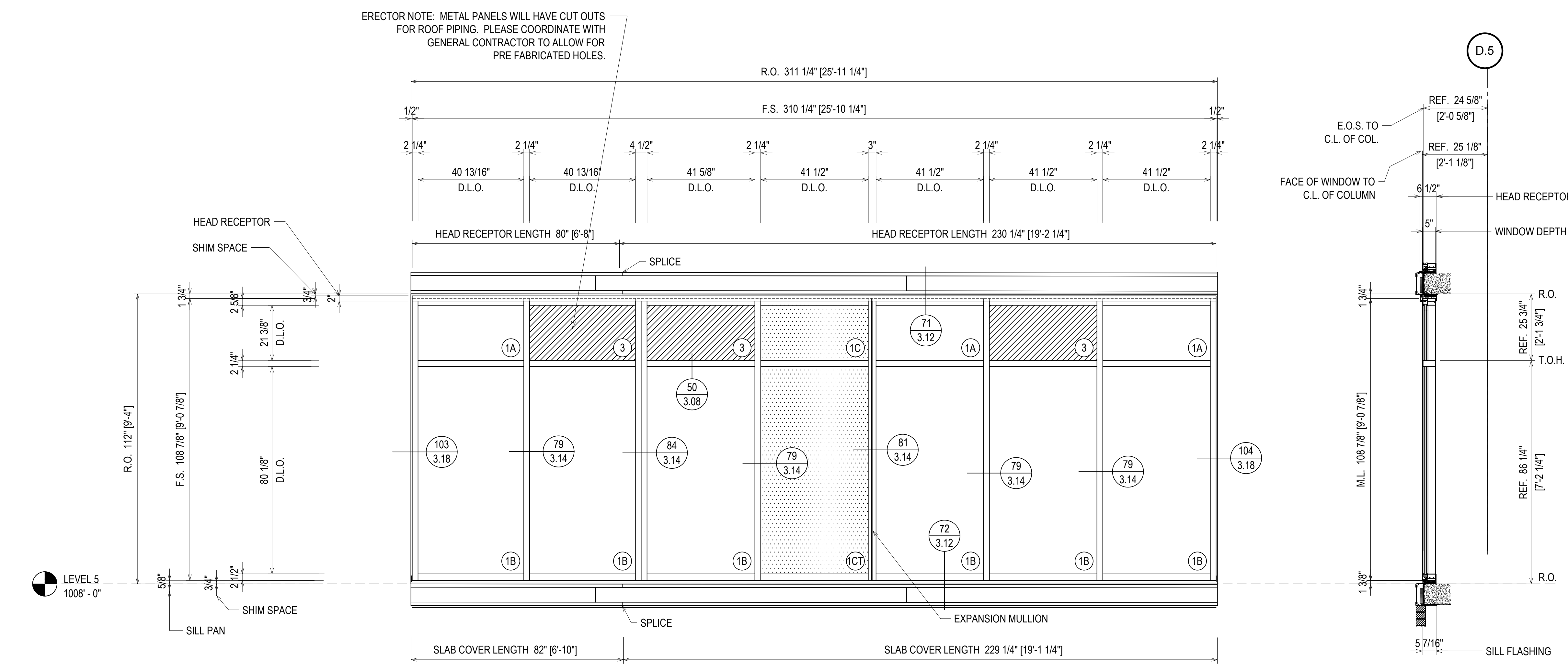


| DRAWN BY | DATE |
|-------------|----------|
| CW | 09.24.18 |
| APPROVED BY | DATE |
| PA | 09.24.18 |
| SCALE | FILE NO |
| AS NOTED | |

ERECTOR / G.C. NOTE:
PLEASE FIELD VERIFY ALL DIMENSIONS

2.66

| | |
|-------------|------------------------------|
| DATE | 10/20/18 |
| DESCRIPTION | 1ST REVISION 2ND REVISION |
| REV. | A B |



⊗ = FIREMAN LOGO GLASS


ELEVATION W23
 SCALE: 1/2" = 1'-0"
 KAWNEER FG-501T 2 1/4" X 5"
 WINDOW WALL SYSTEM (EXTERIOR INSTALLED)
 1" INSULATED GLASS - FRONT SET
 QUANTITY: 1

FINISH:
CLEAR ANODIZED

| QUANTITY W23 | |
|--------------|----------|
| FLOOR | QUANTITY |
| PLAZA LEVEL | 0 |
| 1ST FLOOR | 0 |
| 2ND FLOOR | 0 |
| 3RD FLOOR | 0 |
| 4TH FLOOR | 0 |
| 5TH FLOOR | 0 |
| 6TH FLOOR | 0 |
| 7TH FLOOR | 0 |
| 8TH FLOOR | 0 |
| 9TH FLOOR | 1 |
| 10TH FLOOR | 0 |
| TOTAL | 1 |

ERECTOR / G.C. NOTE:
PLEASE FIELD VERIFY ALL DIMENSIONS

CAMPERDOWN APARTMENTS
GREENVILLE, SC 29602



| | |
|-------------|----------|
| DRAWN BY | DATE |
| CW | 09.24.18 |
| APPROVED BY | SHEET |
| PA | 09.24.18 |
| SCALE | FILE NO |
| AS NOTED | |

2.67

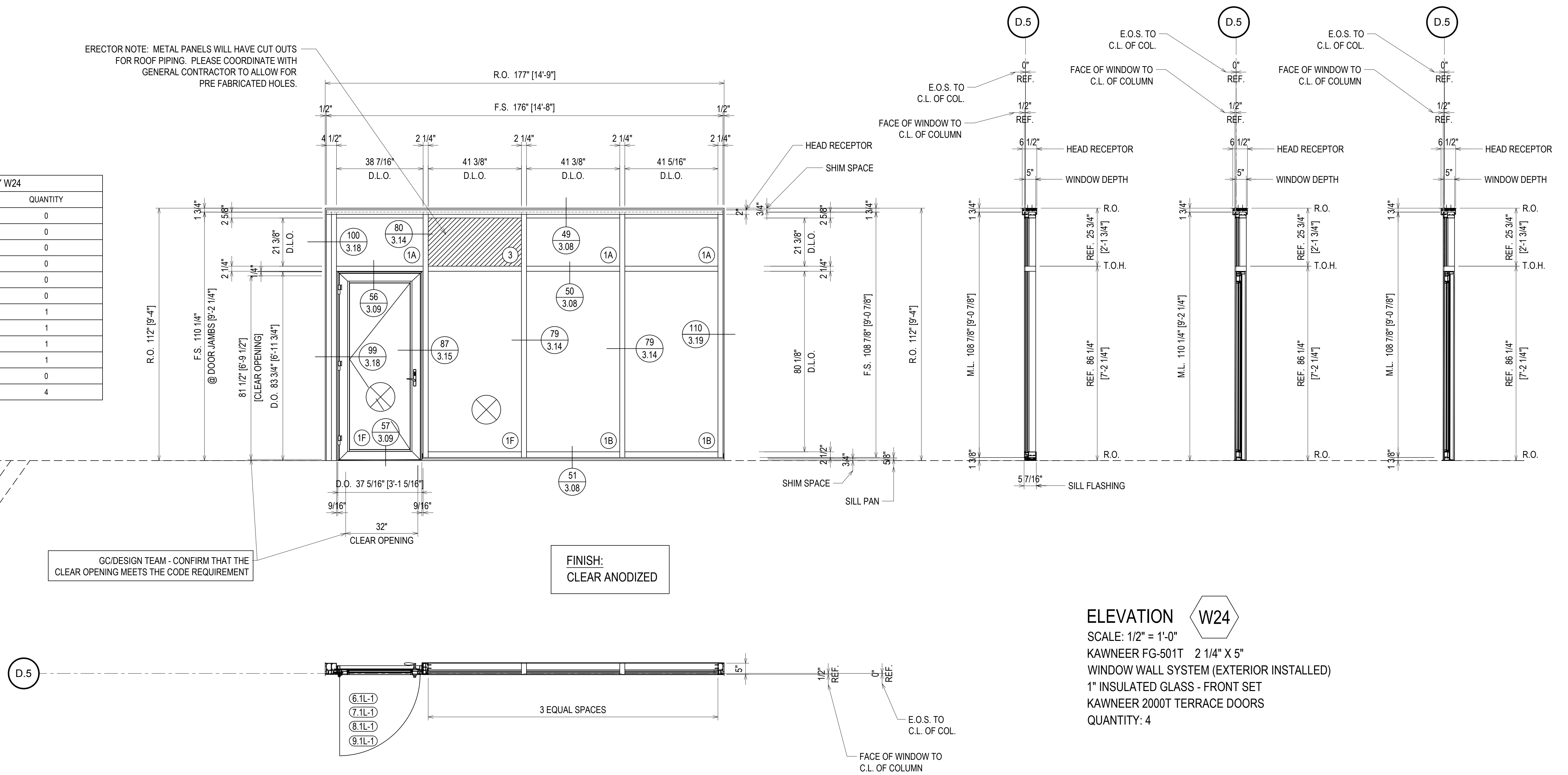
| QUANTITY W24 | |
|--------------|----------|
| FLOOR | QUANTITY |
| PLAZA LEVEL | 0 |
| 1ST FLOOR | 0 |
| 2ND FLOOR | 0 |
| 3RD FLOOR | 0 |
| 4TH FLOOR | 0 |
| 5TH FLOOR | 0 |
| 6TH FLOOR | 1 |
| 7TH FLOOR | 1 |
| 8TH FLOOR | 1 |
| 9TH FLOOR | 1 |
| 10TH FLOOR | 0 |
| TOTAL | 4 |

- LEVEL 9
1048' - 0"
- LEVEL 8
1038' - 0"
- LEVEL 7
1028' - 0"
- LEVEL 6
1018' - 0"

GC/DESIGN TEAM - CONFIRM THAT THE CLEAR OPENING MEETS THE CODE REQUIREMENT

FINISH:
CLEAR ANODIZED

ERECTOR NOTE: METAL PANELS WILL HAVE CUT OUTS FOR ROOF PIPING. PLEASE COORDINATE WITH GENERAL CONTRACTOR TO ALLOW FOR PRE FABRICATED HOLES.



ELEVATION **W24**

SCALE: 1/2" = 1'-0"
 KAWNEER FG-501T 2 1/4" X 5"
 WINDOW WALL SYSTEM (EXTERIOR INSTALLED)
 1" INSULATED GLASS - FRONT SET
 KAWNEER 2000T TERRACE DOORS
 QUANTITY: 4

= FIREMAN LOGO GLASS

| DATE | DESCRIPTION | REV. |
|----------|--------------|------|
| 10/29/18 | 1ST REVISION | A |
| 12/19/18 | 2ND REVISION | B |

CAMPERDOWN APARTMENTS

GREENVILLE, SC 29602

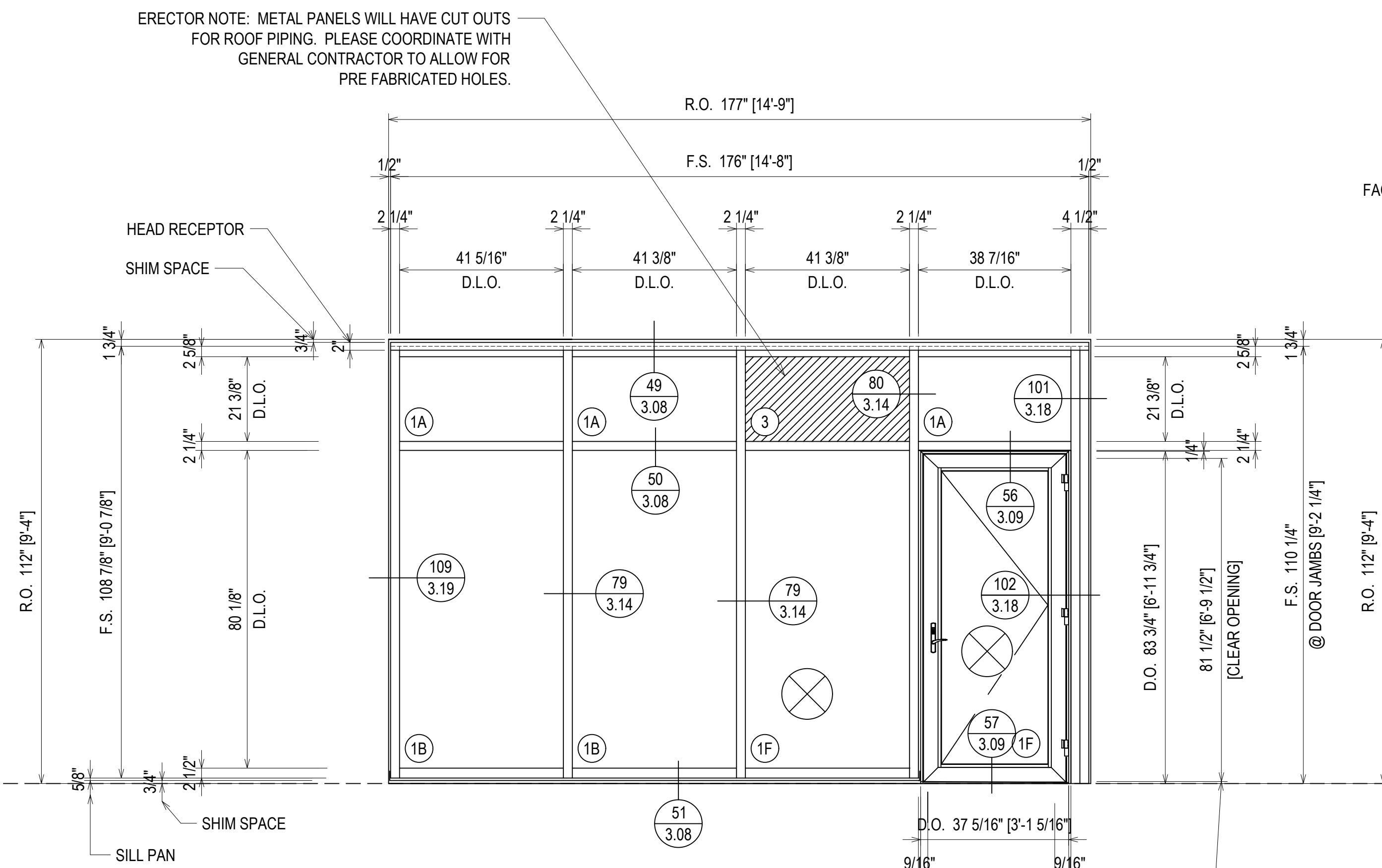
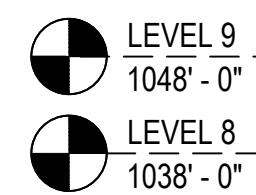


| DRAWN BY | DATE |
|-------------|----------|
| CW | 09.24.18 |
| APPROVED BY | DATE |
| PA | 09.24.18 |
| SCALE | FILE NO. |
| AS NOTED | |

ERECTOR / G.C. NOTE:
PLEASE FIELD VERIFY ALL DIMENSIONS

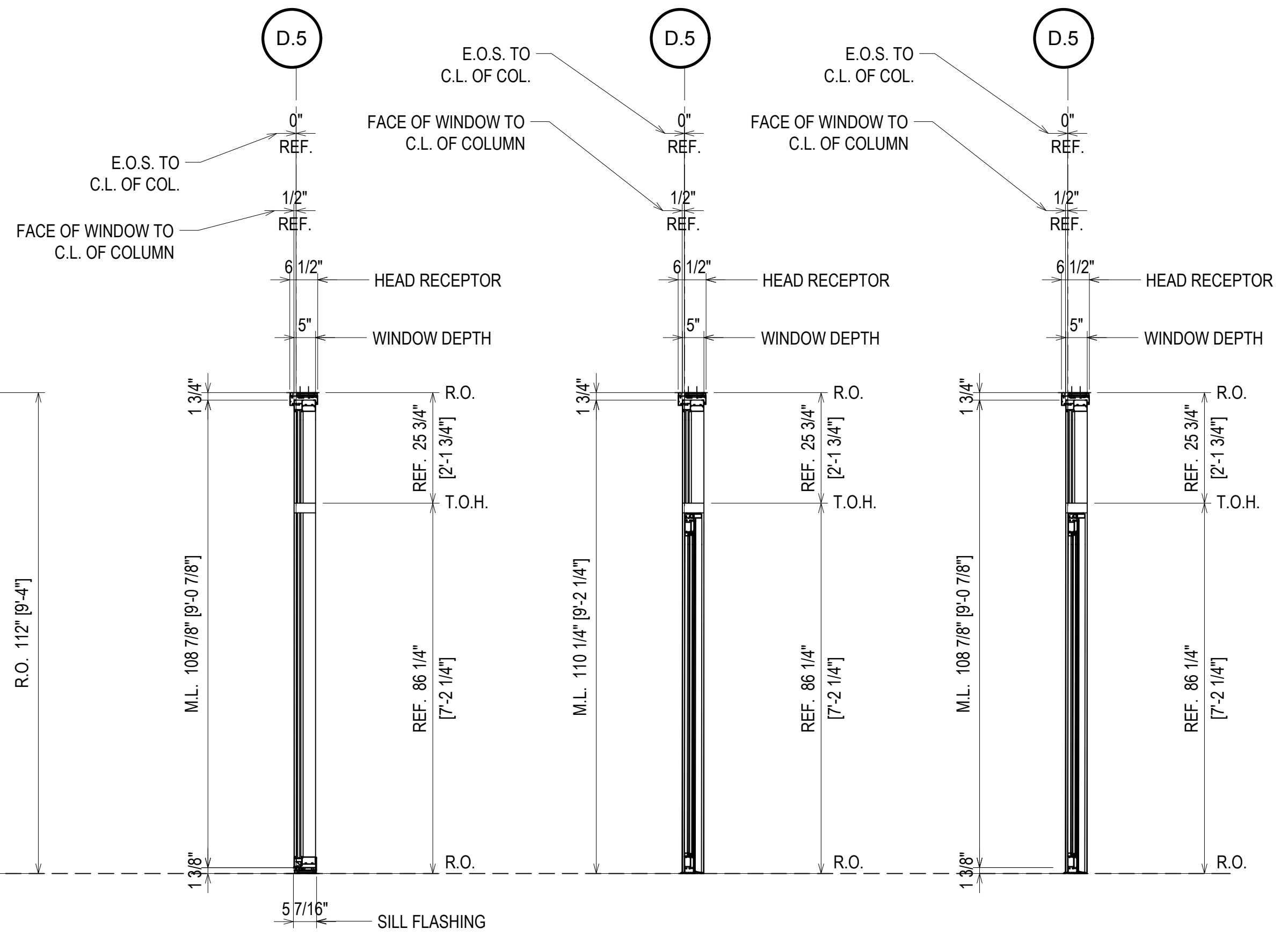
2.68

| QUANTITY W25 | |
|--------------|----------|
| FLOOR | QUANTITY |
| PLAZA LEVEL | 0 |
| 1ST FLOOR | 0 |
| 2ND FLOOR | 0 |
| 3RD FLOOR | 0 |
| 4TH FLOOR | 0 |
| 5TH FLOOR | 0 |
| 6TH FLOOR | 0 |
| 7TH FLOOR | 0 |
| 8TH FLOOR | 1 |
| 9TH FLOOR | 1 |
| 10TH FLOOR | 0 |
| TOTAL | 2 |



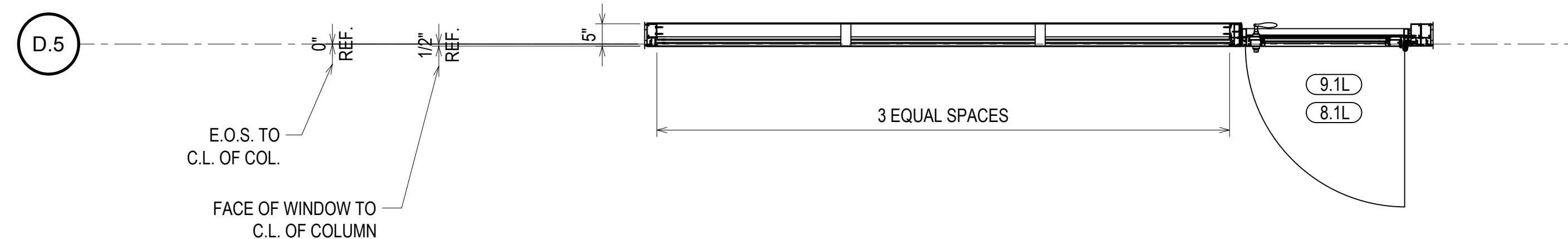
FINISH:
CLEAR ANODIZED

GC/DESIGN TEAM - CONFIRM THAT THE CLEAR OPENING MEETS THE CODE REQUIREMENT




ELEVATION W25

SCALE: 1/2" = 1'-0"
KAWNEER FG-501T 2 1/4" X 5"
WINDOW WALL SYSTEM (EXTERIOR INSTALLED)
1" INSULATED GLASS - FRONT SET
KAWNEER 2000T TERRACE DOORS
QUANTITY: 2



| DATE | DESCRIPTION |
|----------|--------------|
| 10/22/18 | 1ST REVISION |
| 12/18/18 | 2ND REVISION |

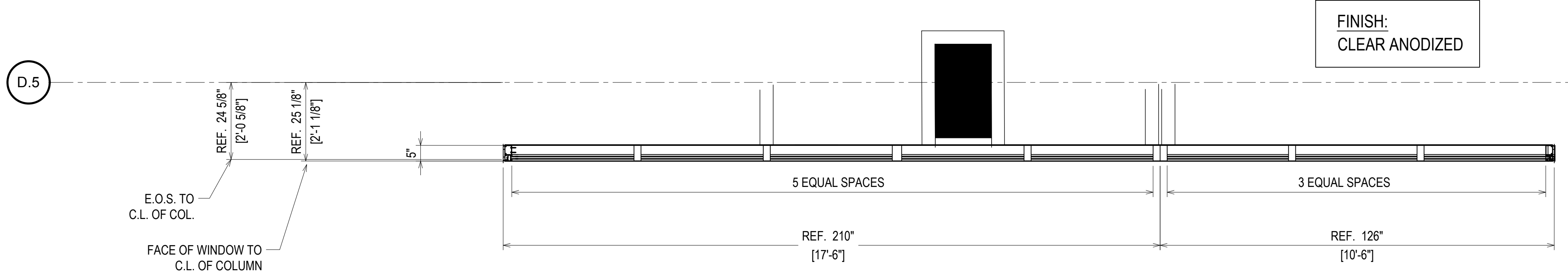
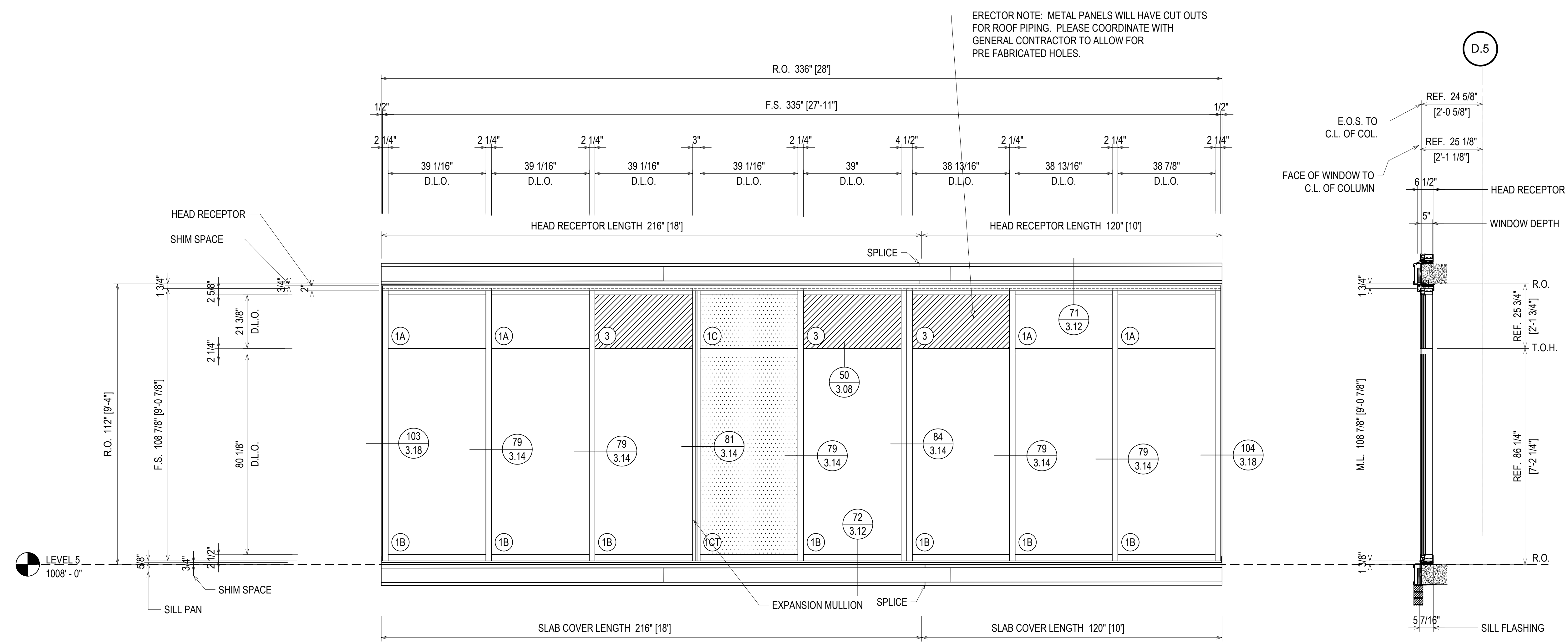
CAMPERDOWN APARTMENTS
GREENVILLE, SC 29602



| | |
|-----------------|----------------|
| DRAWN BY: CW | DATE: 09.24.18 |
| APPROVED BY: PA | DATE: 09.24.18 |
| SCALE: AS NOTED | FILE NO: |

ERECTOR / G.C. NOTE:
PLEASE FIELD VERIFY ALL DIMENSIONS

2.69



⊗ = FIREMAN LOGO GLASS

ELEVATION W26
SCALE: 1/2" = 1'-0"
KAWNEER FG-501T 2 1/4" X 5"
WINDOW WALL SYSTEM (EXTERIOR INSTALLED)
1" INSULATED GLASS - FRONT SET
QUANTITY: 1

| QUANTITY W26 | |
|--------------|----------|
| FLOOR | QUANTITY |
| PLAZA LEVEL | 0 |
| 1ST FLOOR | 0 |
| 2ND FLOOR | 0 |
| 3RD FLOOR | 0 |
| 4TH FLOOR | 0 |
| 5TH FLOOR | 0 |
| 6TH FLOOR | 0 |
| 7TH FLOOR | 0 |
| 8TH FLOOR | 0 |
| 9TH FLOOR | 1 |
| 10TH FLOOR | 0 |
| TOTAL | 1 |

ERECTOR / G.C. NOTE:
PLEASE FIELD VERIFY ALL DIMENSIONS

| | |
|-------------|------------------------------|
| DATE | 10/22/18 12/18/18 |
| DESCRIPTION | 1ST REVISION 2ND REVISION |
| REV | A B |

CAMPERDOWN APARTMENTS
GREENVILLE, SC 29602



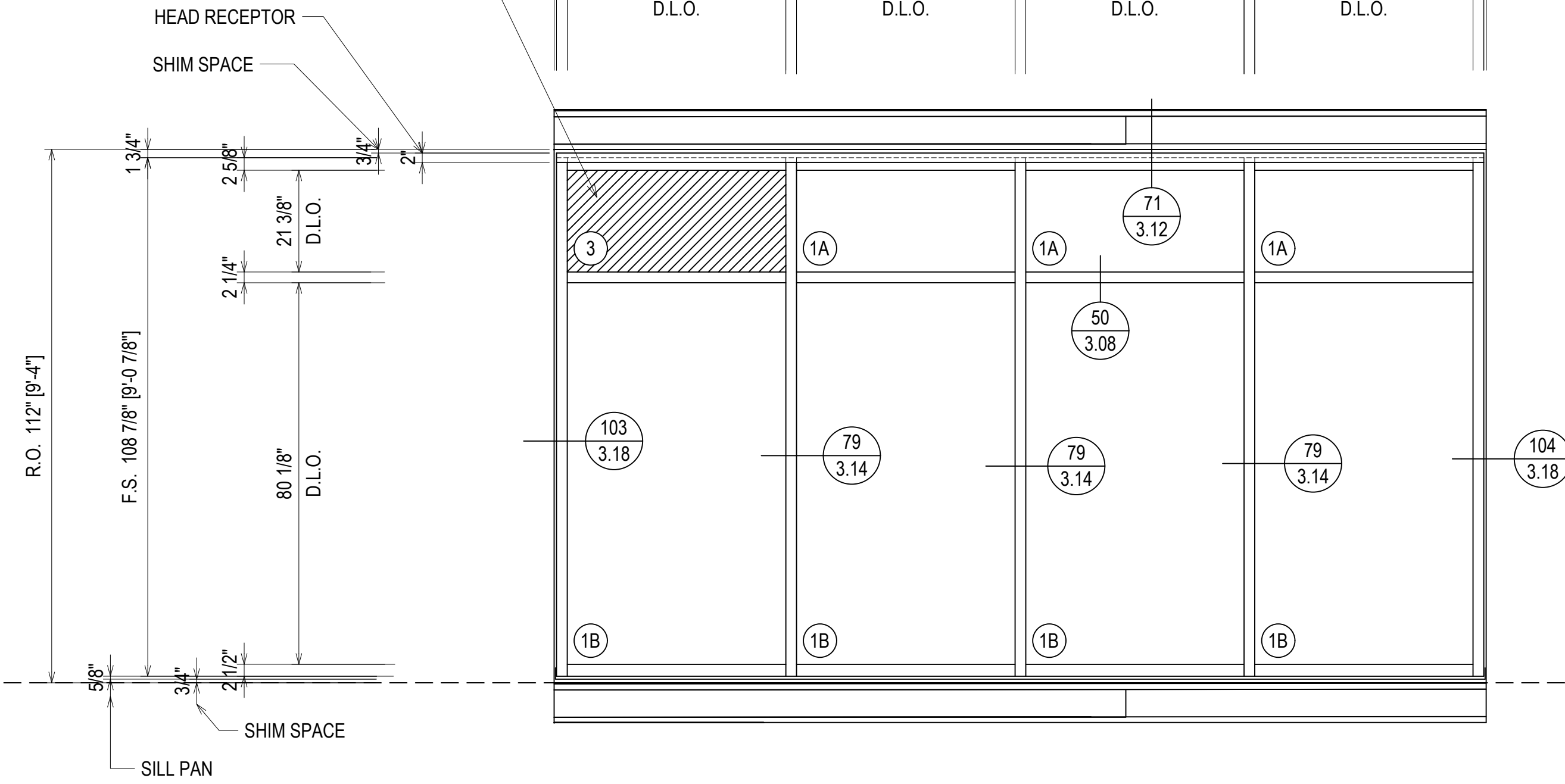
| | |
|-------------|----------|
| DRAWN BY | DATE |
| CW | 09.24.18 |
| APPROVED BY | SHEET |
| PA | 09.24.18 |
| SCALE | FILE NO |
| AS NOTED | |

2.70

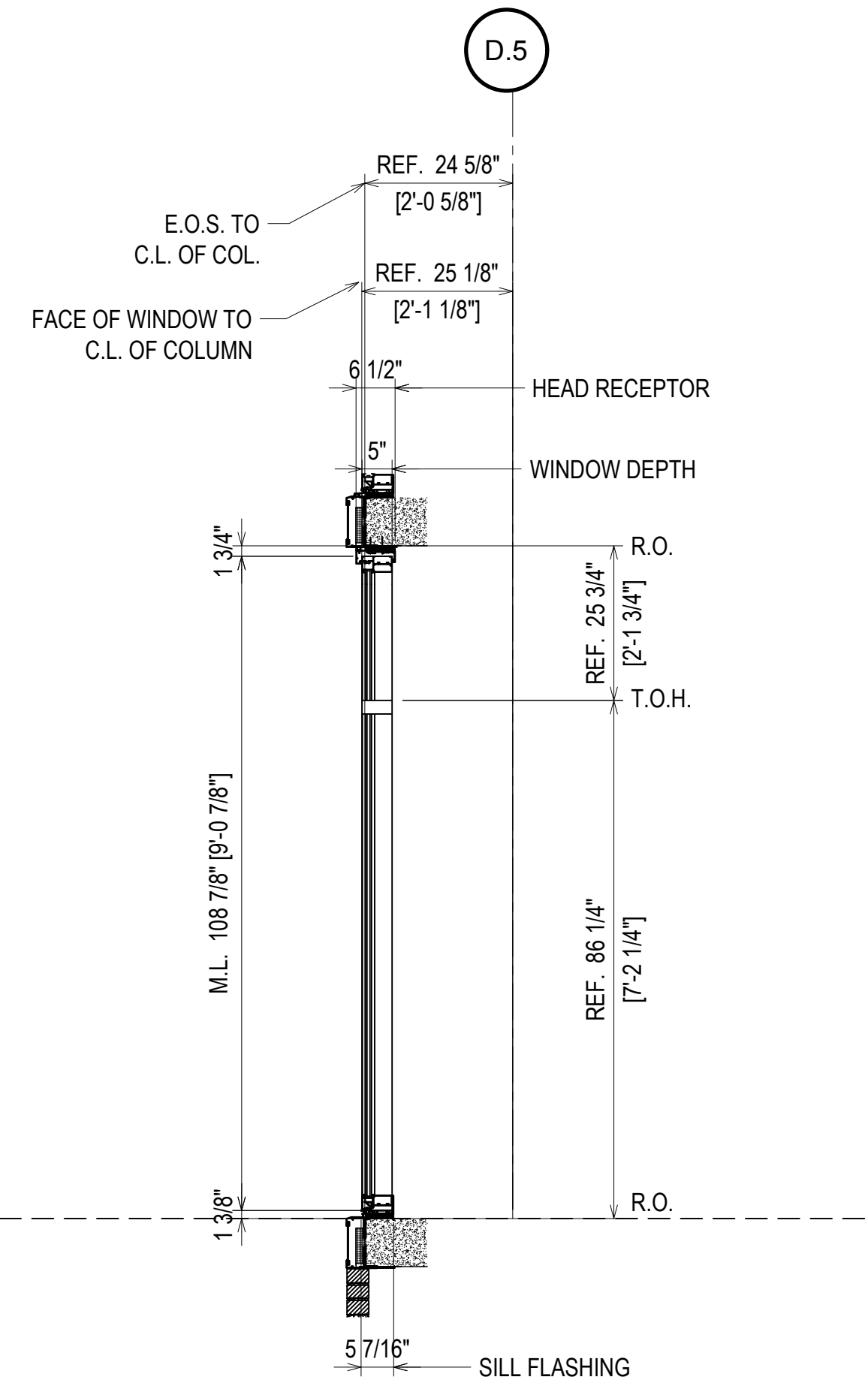
| QUANTITY W28 | |
|--------------|----------|
| FLOOR | QUANTITY |
| PLAZA LEVEL | 0 |
| 1ST FLOOR | 0 |
| 2ND FLOOR | 0 |
| 3RD FLOOR | 0 |
| 4TH FLOOR | 0 |
| 5TH FLOOR | 0 |
| 6TH FLOOR | 0 |
| 7TH FLOOR | 0 |
| 8TH FLOOR | 0 |
| 9TH FLOOR | 1 |
| 10TH FLOOR | 0 |
| TOTAL | 1 |

LEVEL 9
1048'-0"

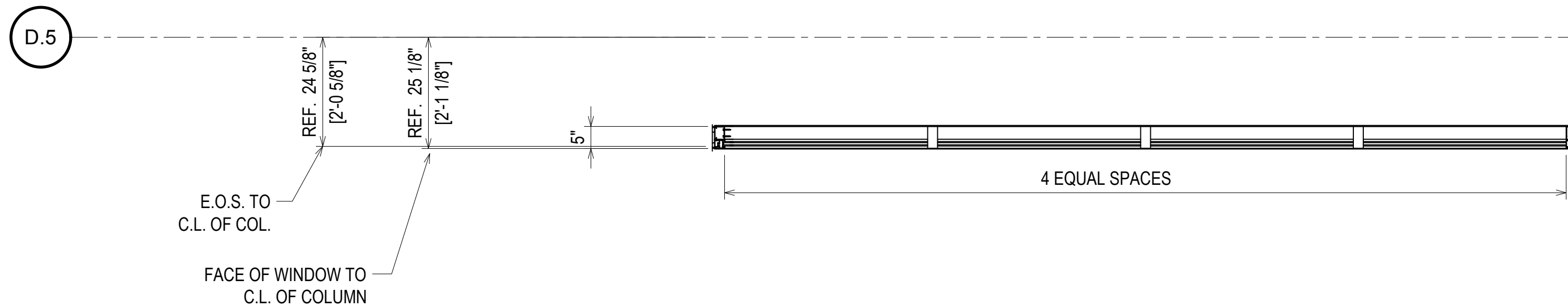
ERECTOR NOTE: METAL PANELS WILL HAVE CUT OUTS FOR ROOF PIPING. PLEASE COORDINATE WITH GENERAL CONTRACTOR TO ALLOW FOR PRE FABRICATED HOLES.



FINISH:
CLEAR ANODIZED




ELEVATION **W28**
SCALE: 1/2" = 1'-0"
KAWNEER FG-501T 2 1/4" X 5"
WINDOW WALL SYSTEM (EXTERIOR INSTALLED)
1" INSULATED GLASS - FRONT SET
QUANTITY: 1



= FIREMAN LOGO GLASS

| DATE | DESCRIPTION |
|----------|--------------|
| 10/29/18 | 1ST REVISION |
| 12/18/18 | 2ND REVISION |

CAMPERDOWN APARTMENTS
GREENVILLE, SC 29602



| | |
|-------------------|------------------|
| DRAWN BY CW | DATE 09.24.18 |
| APPROVED BY PA | DATE 09.24.18 |
| SCALE AS NOTED | FILE NO. |

ERECTOR / G.C. NOTE:
PLEASE FIELD VERIFY ALL DIMENSIONS

2.71

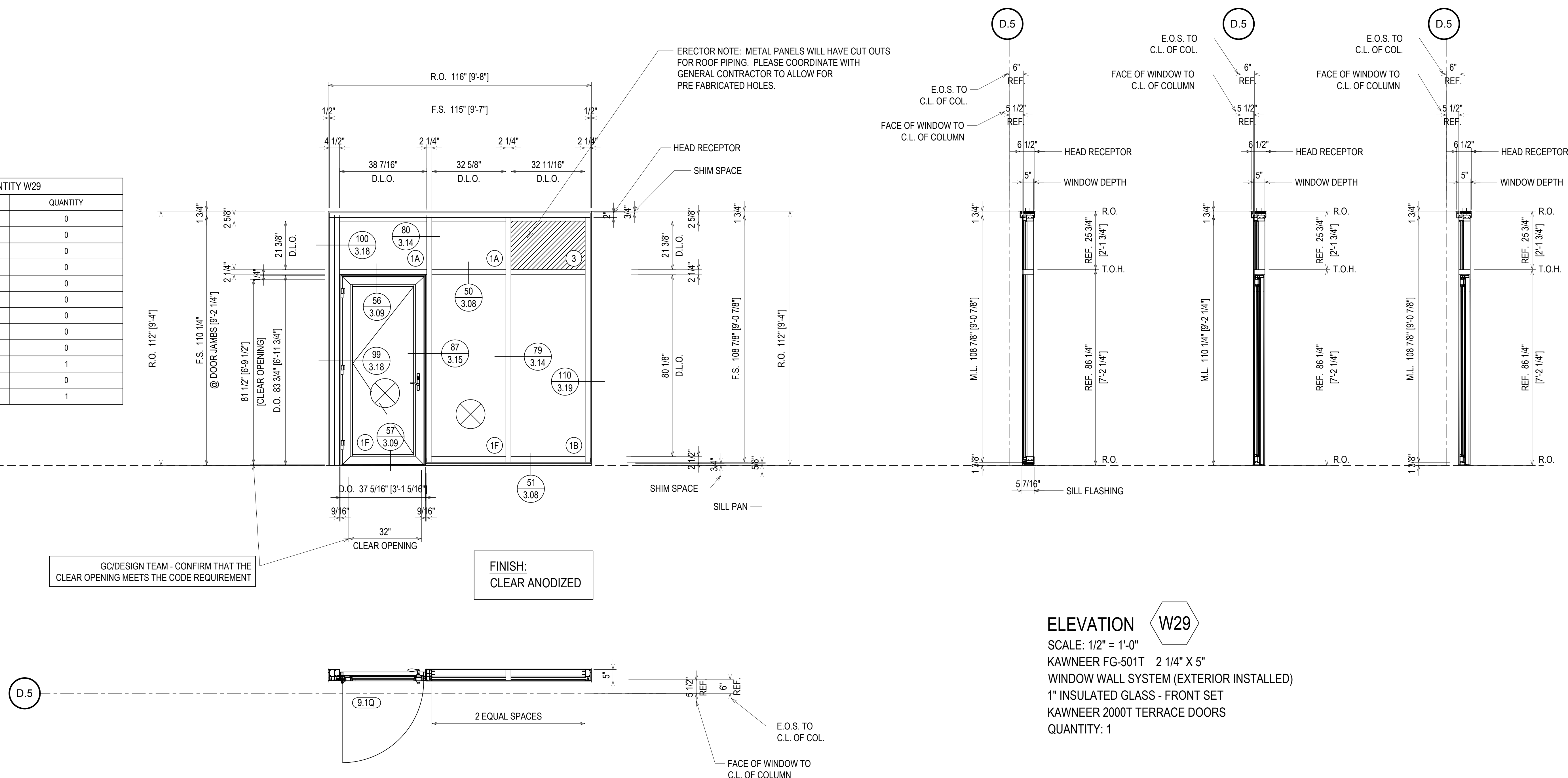
| QUANTITY W29 | |
|--------------|----------|
| FLOOR | QUANTITY |
| PLAZA LEVEL | 0 |
| 1ST FLOOR | 0 |
| 2ND FLOOR | 0 |
| 3RD FLOOR | 0 |
| 4TH FLOOR | 0 |
| 5TH FLOOR | 0 |
| 6TH FLOOR | 0 |
| 7TH FLOOR | 0 |
| 8TH FLOOR | 0 |
| 9TH FLOOR | 1 |
| 10TH FLOOR | 0 |
| TOTAL | 1 |

LEVEL 9
1048'-0"

GC/DESIGN TEAM - CONFIRM THAT THE CLEAR OPENING MEETS THE CODE REQUIREMENT

FINISH:
CLEAR ANODIZED

ERECTOR NOTE: METAL PANELS WILL HAVE CUT OUTS FOR ROOF PIPING. PLEASE COORDINATE WITH GENERAL CONTRACTOR TO ALLOW FOR PRE FABRICATED HOLES.



ELEVATION **W29**

SCALE: 1/2" = 1'-0"
KAWNEER FG-501T 2 1/4" X 5"
WINDOW WALL SYSTEM (EXTERIOR INSTALLED)
1" INSULATED GLASS - FRONT SET
KAWNEER 2000T TERRACE DOORS
QUANTITY: 1

= FIREMAN LOGO GLASS

| REV. | DESCRIPTION | DATE |
|------|--------------|----------|
| A | 1ST REVISION | 10/29/18 |
| B | 2ND REVISION | 12/18/18 |

CAMPERDOWN APARTMENTS
GREENVILLE, SC 29602



| | |
|-------------------|------------------|
| DRAWN BY CW | DATE 09.24.18 |
| APPROVED BY PA | DATE 09.24.18 |
| SCALE AS NOTED | FILE NO. |

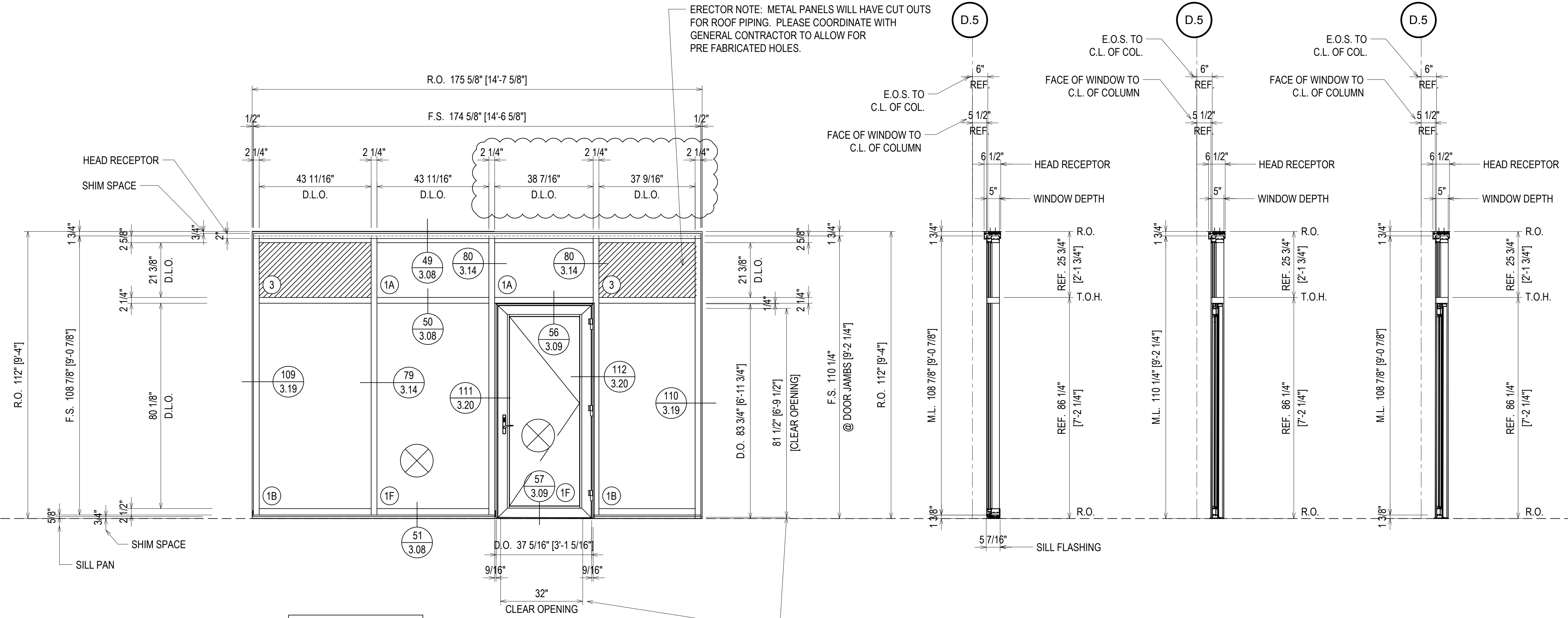
ERECTOR / G.C. NOTE:
PLEASE FIELD VERIFY ALL DIMENSIONS

2.72

| QUANTITY W30 | |
|--------------|----------|
| FLOOR | QUANTITY |
| PLAZA LEVEL | 0 |
| 1ST FLOOR | 0 |
| 2ND FLOOR | 0 |
| 3RD FLOOR | 0 |
| 4TH FLOOR | 0 |
| 5TH FLOOR | 0 |
| 6TH FLOOR | 0 |
| 7TH FLOOR | 0 |
| 8TH FLOOR | 0 |
| 9TH FLOOR | 1 |
| 10TH FLOOR | 0 |
| TOTAL | 1 |

ERECTOR NOTE: METAL PANELS WILL HAVE CUT OUTS FOR ROOF PIPING. PLEASE COORDINATE WITH GENERAL CONTRACTOR TO ALLOW FOR PRE FABRICATED HOLES.

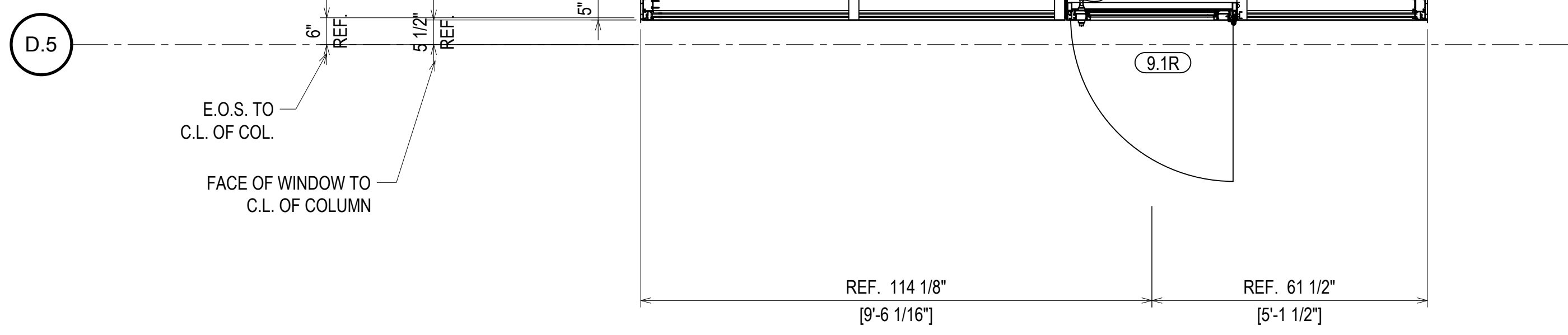
LEVEL 9
1048'-0"



FINISH:
CLEAR ANODIZED


ELEVATION W30
SCALE: 1/2" = 1'-0"
KAWNEER FG-501T 2 1/4" X 5"
WINDOW WALL SYSTEM (EXTERIOR INSTALLED)
1" INSULATED GLASS - FRONT SET
KAWNEER 2000T TERRACE DOORS
QUANTITY: 1

 = FIREMAN LOGO GLASS



| DATE | DESCRIPTION | REV. |
|----------|--------------|------|
| 10/29/18 | 1ST REVISION | A |
| 12/18/18 | 2ND REVISION | B |

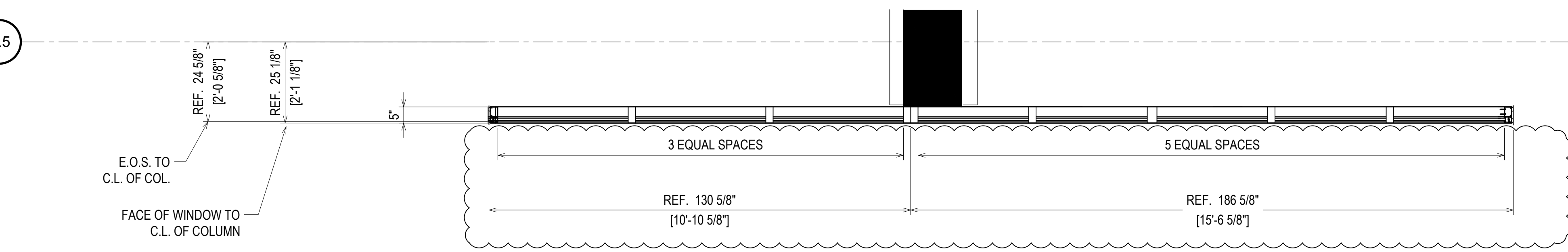
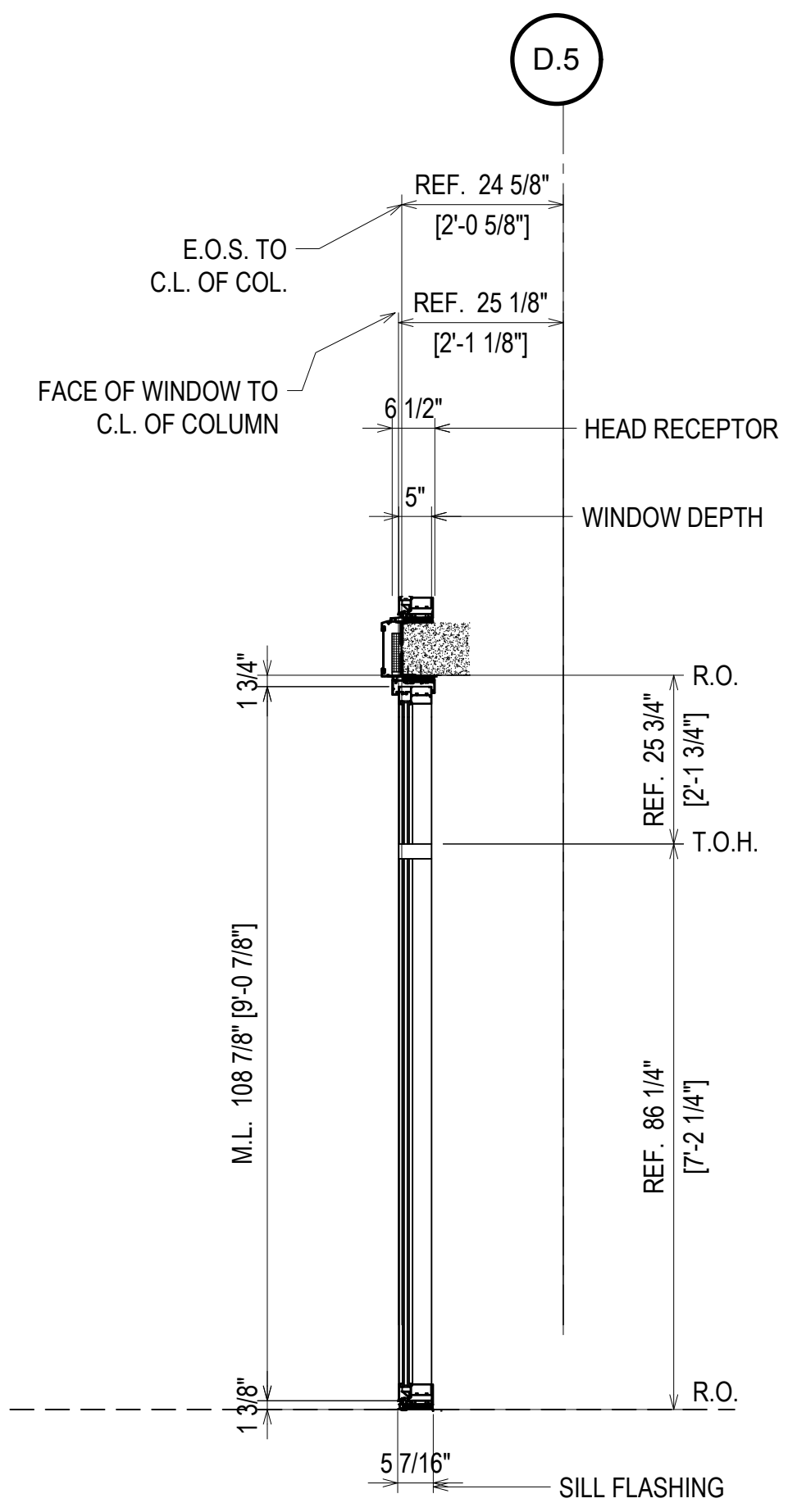
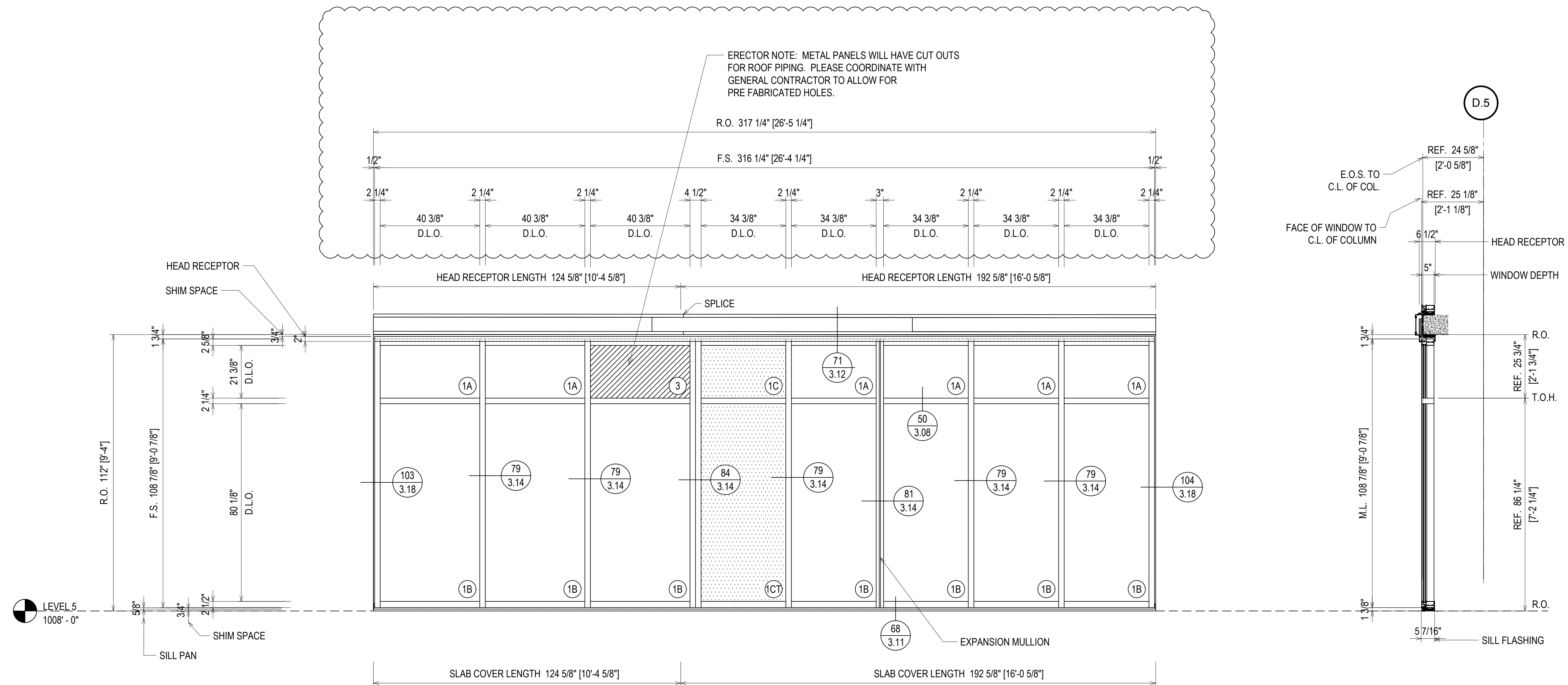
CAMPERDOWN APARTMENTS
GREENVILLE, SC 29602



| | |
|--------------------|-------------------|
| DRAWN BY: CW | DATE: 09.24.18 |
| APPROVED BY: PA | DATE: 09.24.18 |
| SCALE: AS NOTED | FILE NO: |

ERECTOR / G.C. NOTE:
PLEASE FIELD VERIFY ALL DIMENSIONS

2.73



FINISH:
CLEAR ANODIZED

⊗ = FIREMAN LOGO GLASS

ELEVATION W31
SCALE: 1/2" = 1'-0"
KAWNEER FG-501T 2 1/4" X 5"
WINDOW WALL SYSTEM (EXTERIOR INSTALLED)
1" INSULATED GLASS - FRONT SET
QUANTITY: 1

| QUANTITY W31 | |
|--------------|----------|
| FLOOR | QUANTITY |
| PLAZA LEVEL | 0 |
| 1ST FLOOR | 0 |
| 2ND FLOOR | 0 |
| 3RD FLOOR | 0 |
| 4TH FLOOR | 0 |
| 5TH FLOOR | 0 |
| 6TH FLOOR | 0 |
| 7TH FLOOR | 0 |
| 8TH FLOOR | 0 |
| 9TH FLOOR | 1 |
| 10TH FLOOR | 0 |
| TOTAL | 1 |

ERECTOR / G.C. NOTE:
PLEASE FIELD VERIFY ALL DIMENSIONS

| DATE | DESCRIPTION |
|----------|--------------|
| 10/20/18 | 1ST REVISION |
| 12/18/18 | 2ND REVISION |

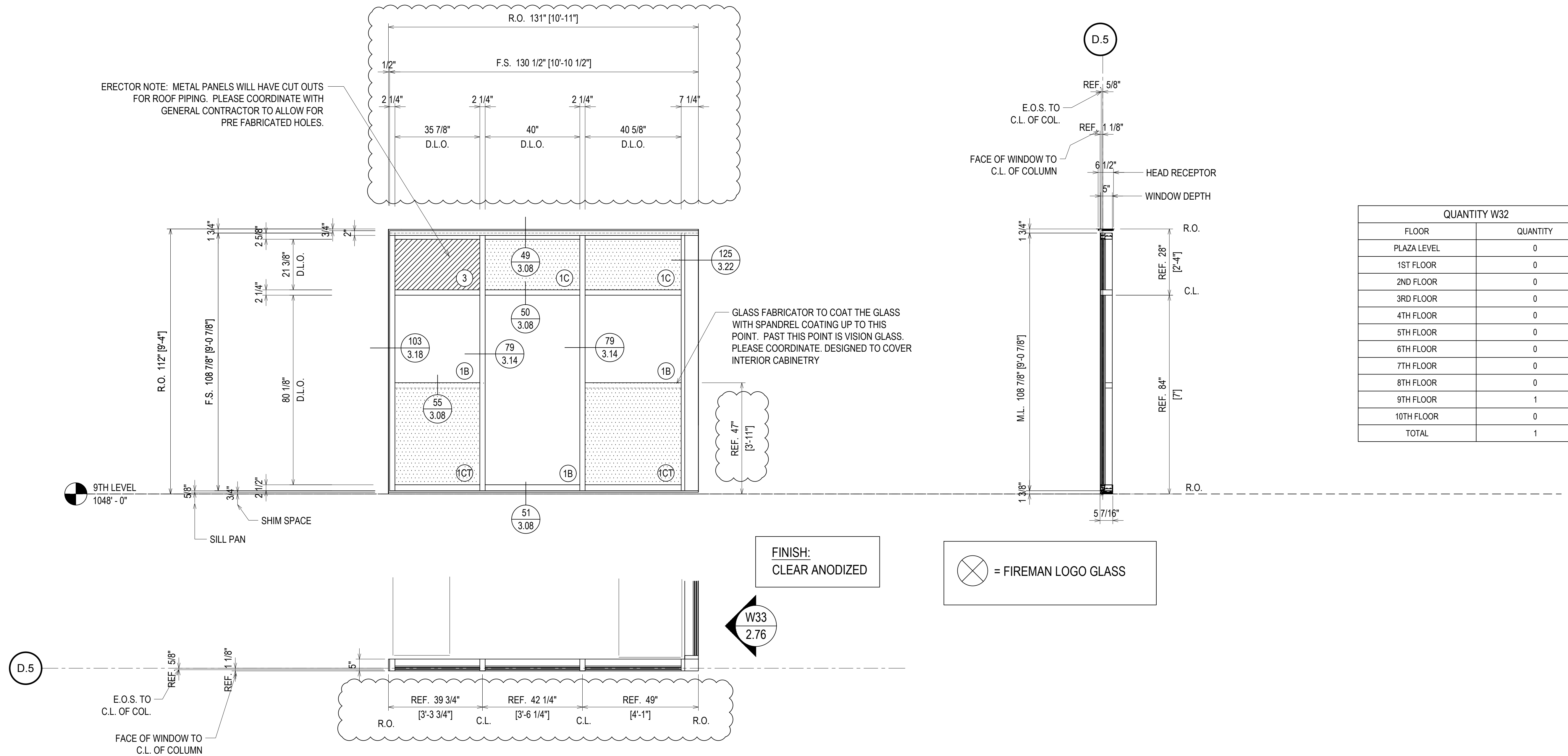
CAMPERDOWN APARTMENTS
GREENVILLE, SC 29602



| DRAWN BY | DATE |
|-------------|----------|
| CW | 09.24.18 |
| APPROVED BY | DATE |
| PA | 09.24.18 |
| SCALE | FILE NO. |
| AS NOTED | |

2.74

ERECTOR NOTE: METAL PANELS WILL HAVE CUT OUTS FOR ROOF PIPING. PLEASE COORDINATE WITH GENERAL CONTRACTOR TO ALLOW FOR PRE FABRICATED HOLES.



| QUANTITY W32 | |
|--------------|----------|
| FLOOR | QUANTITY |
| PLAZA LEVEL | 0 |
| 1ST FLOOR | 0 |
| 2ND FLOOR | 0 |
| 3RD FLOOR | 0 |
| 4TH FLOOR | 0 |
| 5TH FLOOR | 0 |
| 6TH FLOOR | 0 |
| 7TH FLOOR | 0 |
| 8TH FLOOR | 0 |
| 9TH FLOOR | 1 |
| 10TH FLOOR | 0 |
| TOTAL | 1 |

FINISH:
CLEAR ANODIZED

⊗ = FIREMAN LOGO GLASS

ELEVATION W32
 SCALE: 1/2" = 1'-0"
 KAWNEER FG-501T 2 1/4" X 5"
 WINDOW WALL SYSTEM (EXTERIOR INSTALLED)
 1" INSULATED GLASS - FRONT SET
 QUANTITY: 1

| REV. | DESCRIPTION | DATE |
|------|--------------|----------|
| A | 1ST REVISION | 10/23/18 |
| B | 2ND REVISION | 12/18/18 |

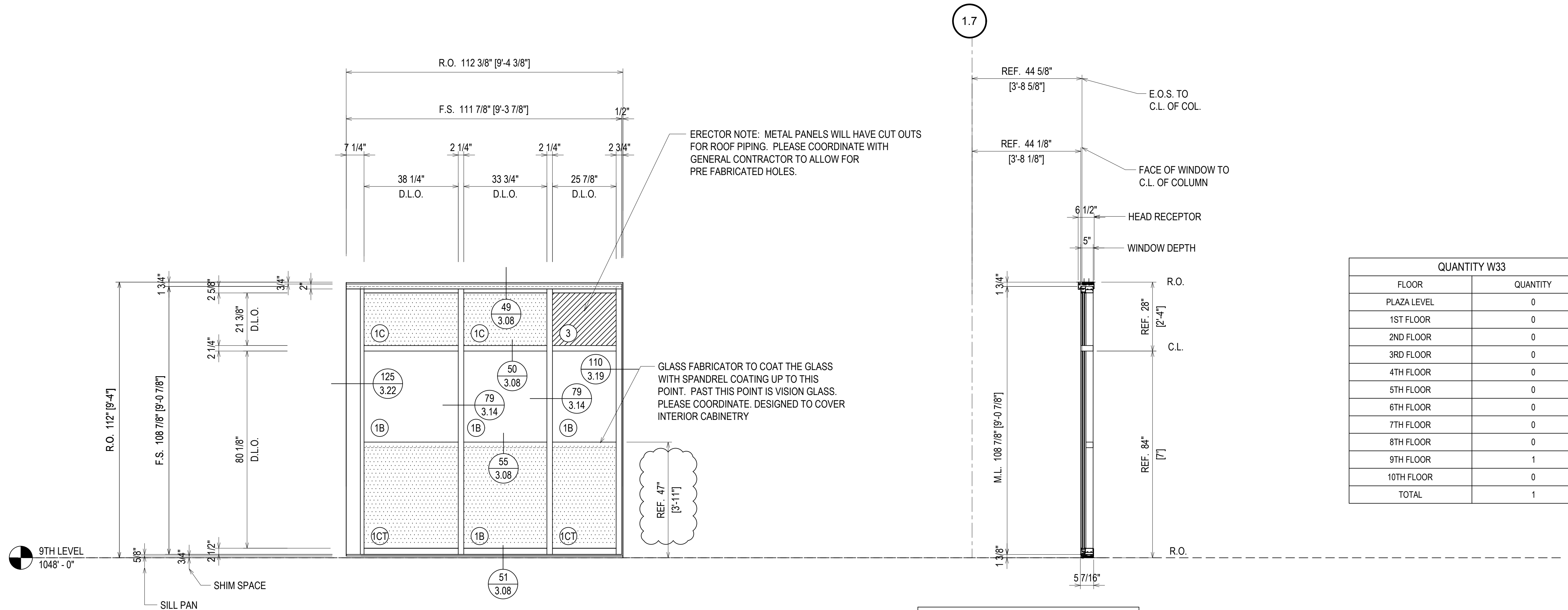
CAMPERDOWN APARTMENTS
 GREENVILLE, SC 29602

GRAHAM-HODGE ASSOCIATES INC.

| | |
|-----------------|----------------|
| DRAWN BY: CW | DATE: 09.24.18 |
| APPROVED BY: PA | DATE: 09.24.18 |
| SCALE: AS NOTED | FILE NO: |

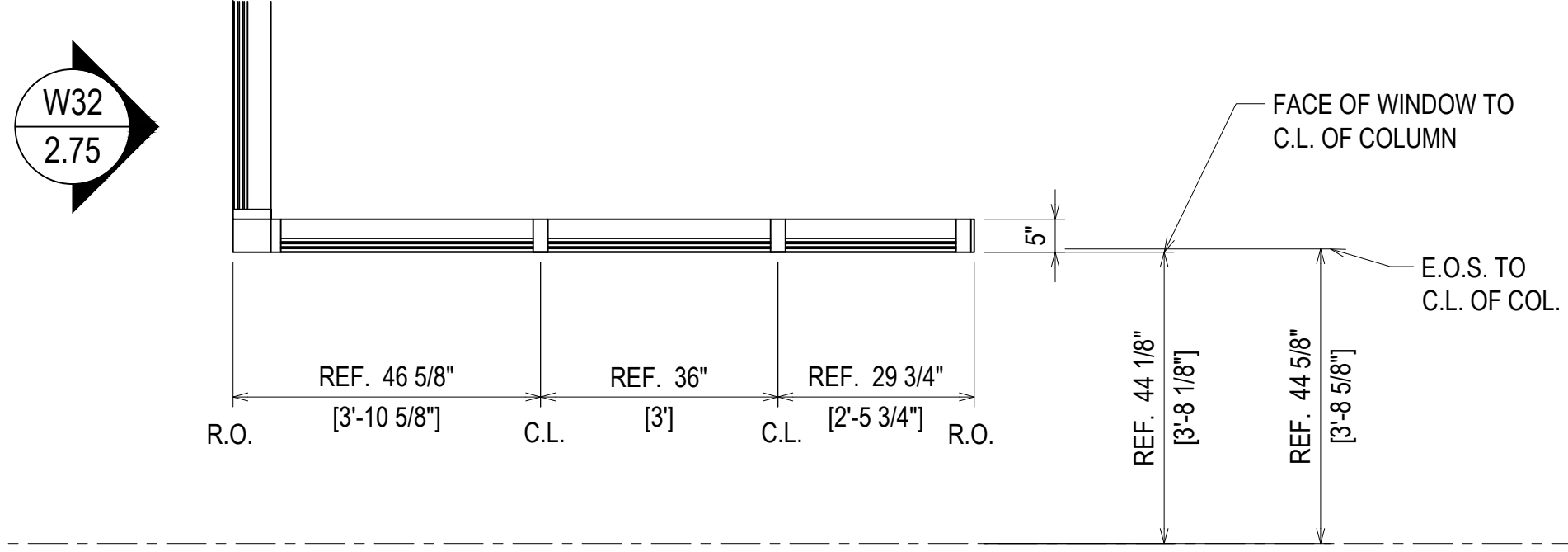
ERECTOR / G.C. NOTE:
PLEASE FIELD VERIFY ALL DIMENSIONS

2.75



FINISH:
CLEAR ANODIZED

⊗ = FIREMAN LOGO GLASS




1.7

ELEVATION W33
 SCALE: 1/2" = 1'-0"
 KAWNEER FG-501T 2 1/4" X 5"
 WINDOW WALL SYSTEM (EXTERIOR INSTALLED)
 1" INSULATED GLASS - FRONT SET
 QUANTITY: 1

ERECTOR / G.C. NOTE:
PLEASE FIELD VERIFY ALL DIMENSIONS

| DATE | DESCRIPTION |
|----------|--------------|
| 10/22/18 | 1ST REVISION |
| 12/18/18 | 2ND REVISION |

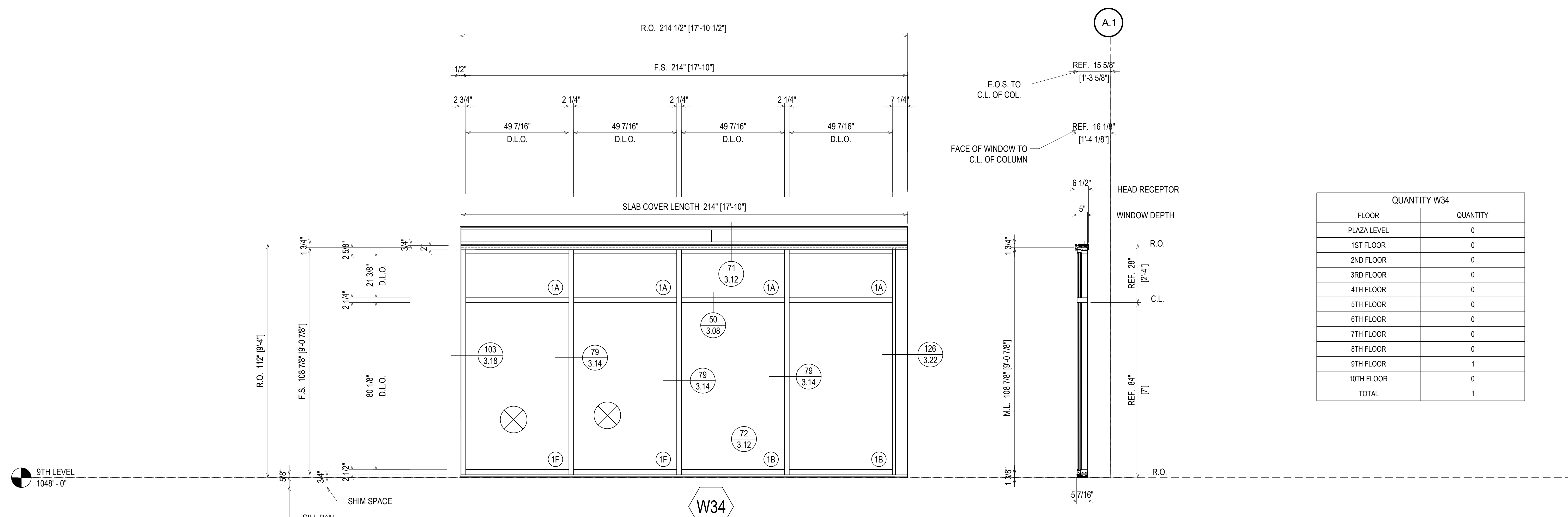
CAMPERDOWN APARTMENTS
 GREENVILLE, SC 29602



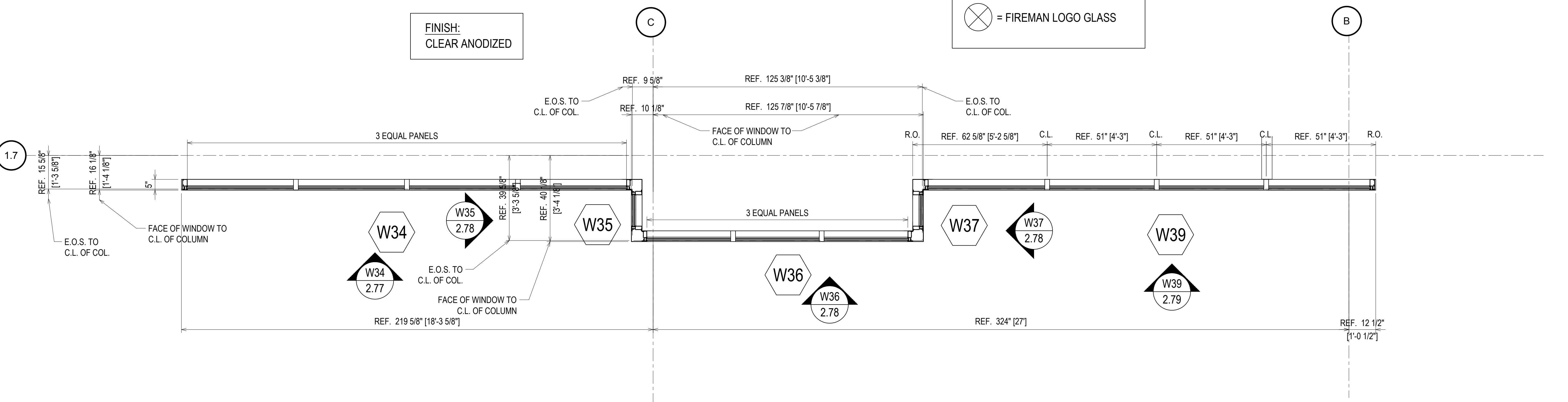
| DRAWN BY | DATE |
|-------------|----------|
| CW | 09.24.18 |
| APPROVED BY | DATE |
| PA | 09.24.18 |
| SCALE | FILE NO |
| AS NOTED | |

2.76

| | |
|-------------|------------------------------|
| DATE | 10/24/18 |
| DESCRIPTION | 1ST REVISION 2ND REVISION |
| REV. | A B |




| QUANTITY W34 | |
|--------------|----------|
| FLOOR | QUANTITY |
| PLAZA LEVEL | 0 |
| 1ST FLOOR | 0 |
| 2ND FLOOR | 0 |
| 3RD FLOOR | 0 |
| 4TH FLOOR | 0 |
| 5TH FLOOR | 0 |
| 6TH FLOOR | 0 |
| 7TH FLOOR | 0 |
| 8TH FLOOR | 0 |
| 9TH FLOOR | 1 |
| 10TH FLOOR | 0 |
| TOTAL | 1 |



⊗ = FIREMAN LOGO GLASS

ELEVATION W34
 SCALE: 1/2" = 1'-0"
 KAWNEER FG-501T 2 1/4" X 5"
 WINDOW WALL SYSTEM (EXTERIOR INSTALLED)
 1" INSULATED GLASS - FRONT SET
 QUANTITY: 1

CAMPERDOWN APARTMENTS
 GREENVILLE, SC 29602

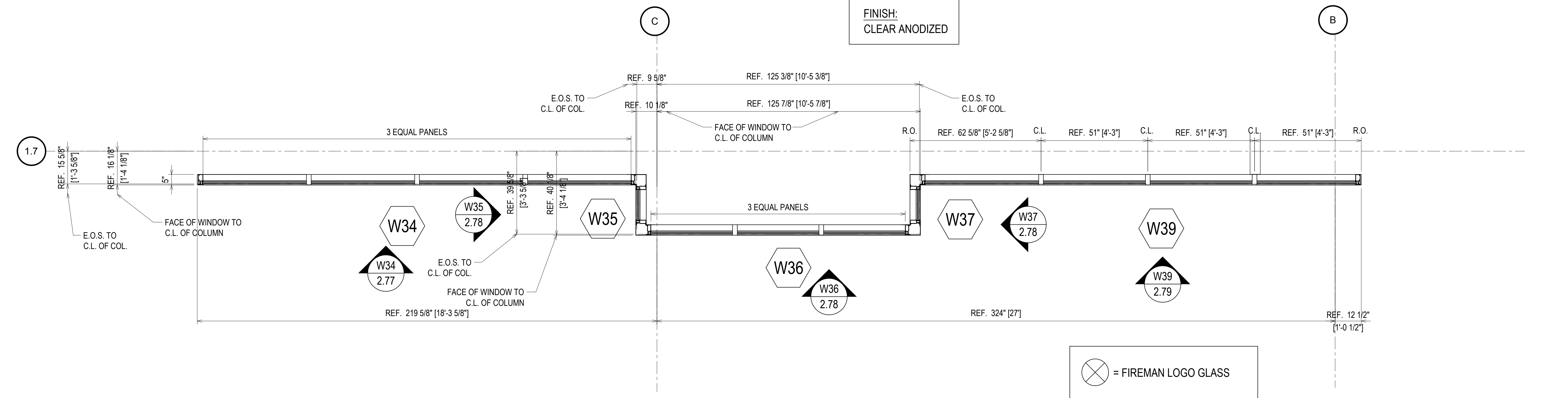
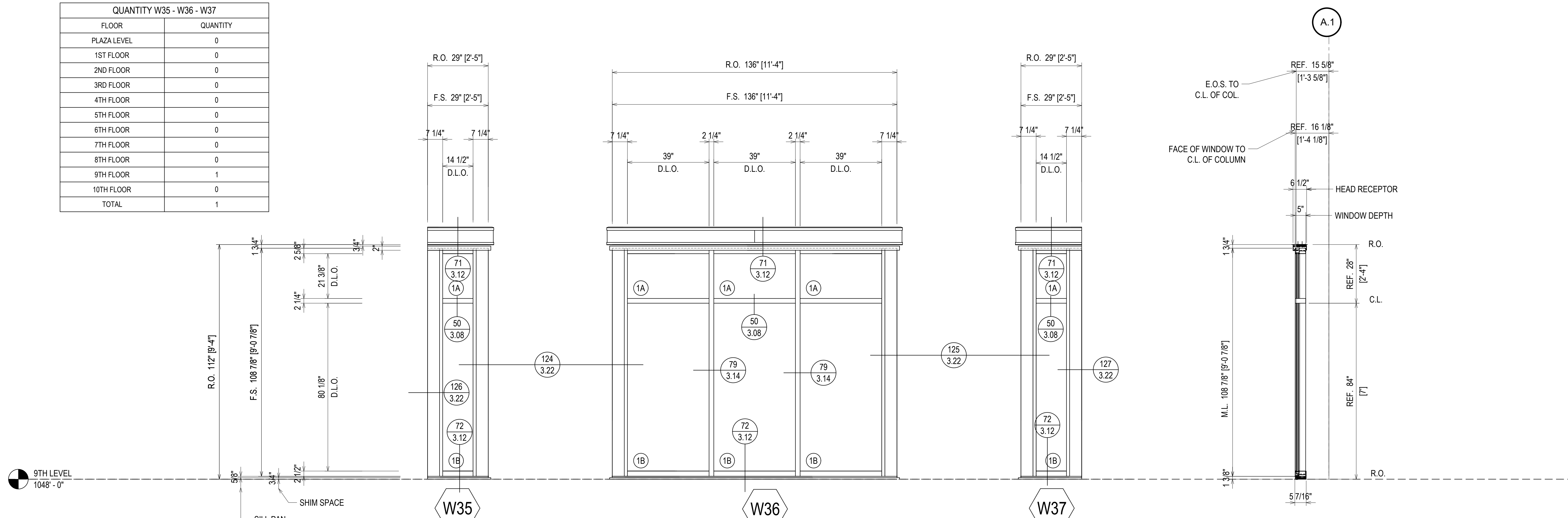


| | |
|-------------|----------|
| DRAWN BY | DATE |
| CW | 09.24.18 |
| APPROVED BY | SHEET |
| PA | 09.24.18 |
| SCALE | AS NOTED |
| FILE NO. | |

ERECTOR / G.C. NOTE:
 PLEASE FIELD VERIFY ALL DIMENSIONS

2.77

| QUANTITY W35 - W36 - W37 | |
|--------------------------|----------|
| FLOOR | QUANTITY |
| PLAZA LEVEL | 0 |
| 1ST FLOOR | 0 |
| 2ND FLOOR | 0 |
| 3RD FLOOR | 0 |
| 4TH FLOOR | 0 |
| 5TH FLOOR | 0 |
| 6TH FLOOR | 0 |
| 7TH FLOOR | 0 |
| 8TH FLOOR | 0 |
| 9TH FLOOR | 1 |
| 10TH FLOOR | 0 |
| TOTAL | 1 |




ELEVATION **W35** **W36** **W37**
 SCALE: 1/2" = 1'-0"
 KAWNEER FG-501T 2 1/4" X 5"
 WINDOW WALL SYSTEM (EXTERIOR INSTALLED)
 1" INSULATED GLASS - FRONT SET
 QUANTITY: 1

ERECTOR / G.C. NOTE:
 PLEASE FIELD VERIFY ALL DIMENSIONS

| DATE | DESCRIPTION |
|----------|--------------|
| 10/22/18 | 1ST REVISION |
| 12/18/18 | 2ND REVISION |

CAMPERDOWN APARTMENTS
 GREENVILLE, SC 29602




| | |
|-----------------|----------------|
| DRAWN BY: CW | DATE: 09.24.18 |
| APPROVED BY: PA | DATE: 09.24.18 |
| SCALE: AS NOTED | FILE NO: |

2.78

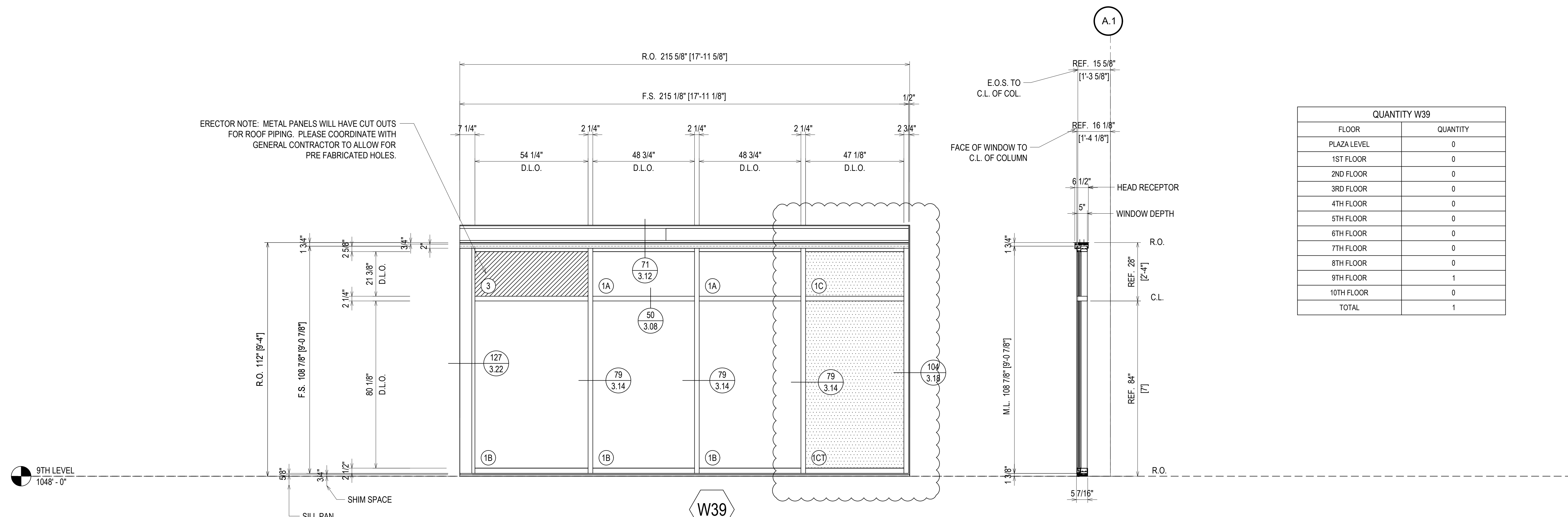
| | |
|-------------|------------------------------|
| DATE | 10/24/18 |
| DESCRIPTION | 1ST REVISION 2ND REVISION |
| REV. | A B |

CAMPERDOWN APARTMENTS
GREENVILLE, SC 29602

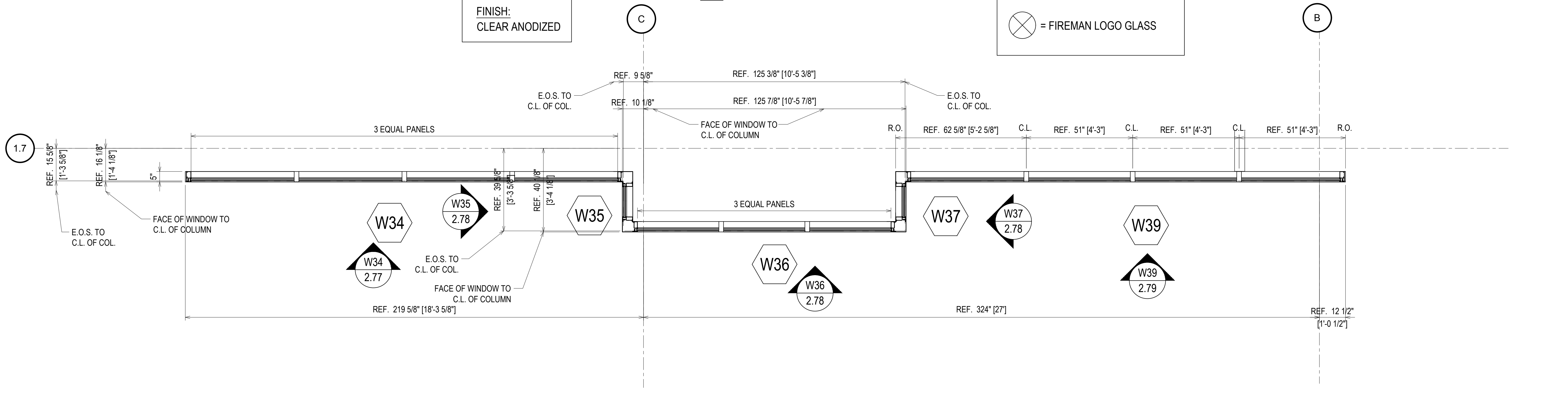


| | |
|-------------|----------|
| DRAWN BY | DATE |
| CW | 09.24.18 |
| APPROVED BY | SHEET |
| PA | 09.24.18 |
| SCALE | AS NOTED |
| FILE NO. | |

2.79



| QUANTITY W39 | |
|--------------|----------|
| FLOOR | QUANTITY |
| PLAZA LEVEL | 0 |
| 1ST FLOOR | 0 |
| 2ND FLOOR | 0 |
| 3RD FLOOR | 0 |
| 4TH FLOOR | 0 |
| 5TH FLOOR | 0 |
| 6TH FLOOR | 0 |
| 7TH FLOOR | 0 |
| 8TH FLOOR | 0 |
| 9TH FLOOR | 1 |
| 10TH FLOOR | 0 |
| TOTAL | 1 |

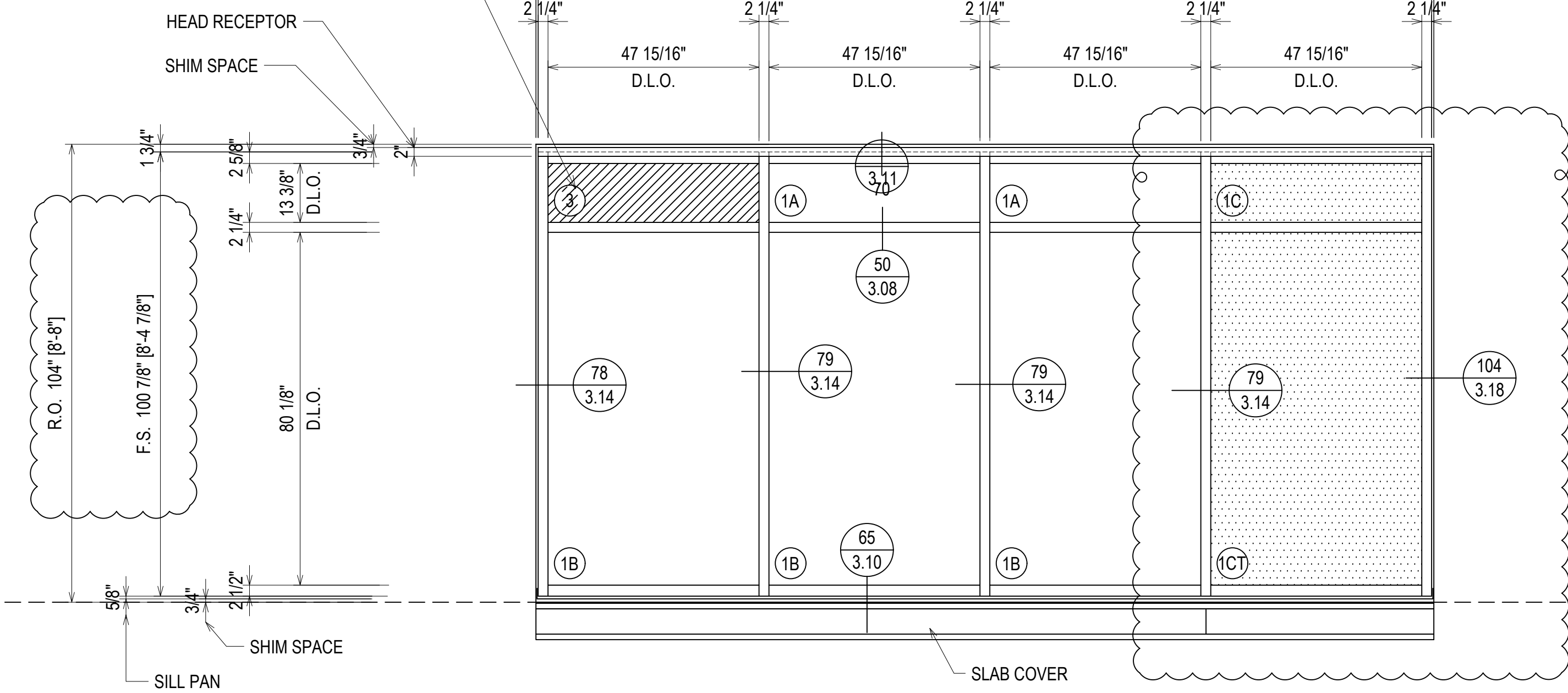


ELEVATION W39
SCALE: 1/2" = 1'-0"
KAWNEER FG-501T 2 1/4" X 5"
WINDOW WALL SYSTEM (EXTERIOR INSTALLED)
1" INSULATED GLASS - FRONT SET
QUANTITY: 1

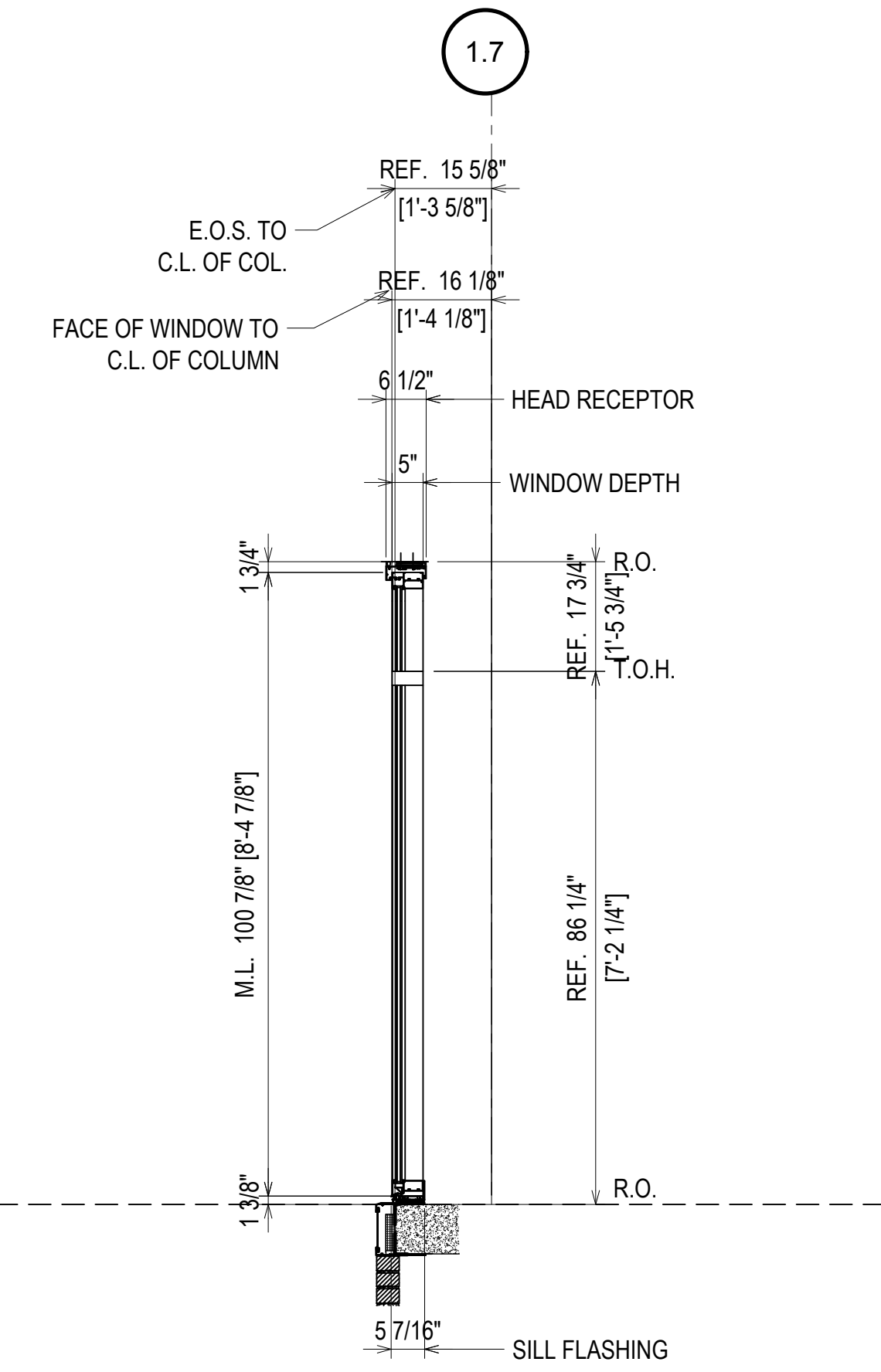
ERECTOR / G.C. NOTE:
PLEASE FIELD VERIFY ALL DIMENSIONS

| QUANTITY W38 | |
|--------------|----------|
| FLOOR | QUANTITY |
| PLAZA LEVEL | 0 |
| 1ST FLOOR | 0 |
| 2ND FLOOR | 0 |
| 3RD FLOOR | 0 |
| 4TH FLOOR | 0 |
| 5TH FLOOR | 1 |
| 6TH FLOOR | 0 |
| 7TH FLOOR | 0 |
| 8TH FLOOR | 0 |
| 9TH FLOOR | 0 |
| 10TH FLOOR | 0 |
| TOTAL | 1 |

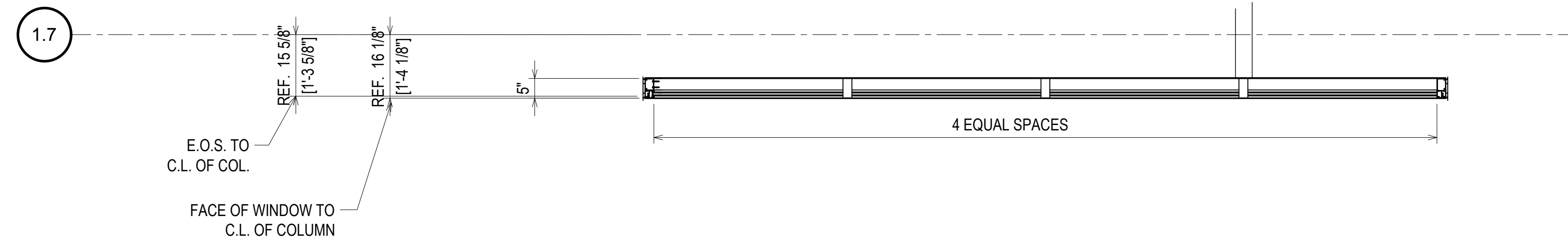
ERECTOR NOTE: METAL PANELS WILL HAVE CUT OUTS FOR ROOF PIPING. PLEASE COORDINATE WITH GENERAL CONTRACTOR TO ALLOW FOR PRE FABRICATED HOLES.



FINISH:
CLEAR ANODIZED



ELEVATION W38
 SCALE: 1/2" = 1'-0"
 KAWNEER FG-501T 2 1/4" X 5"
 WINDOW WALL SYSTEM (EXTERIOR INSTALLED)
 1" INSULATED GLASS - FRONT SET
 QUANTITY: 1



⊗ = FIREMAN LOGO GLASS

| REV. | DESCRIPTION | DATE |
|------|--------------|----------|
| A | 1ST REVISION | 10/23/18 |
| B | 2ND REVISION | 12/18/18 |

CAMPERDOWN APARTMENTS
 GREENVILLE, SC 29602



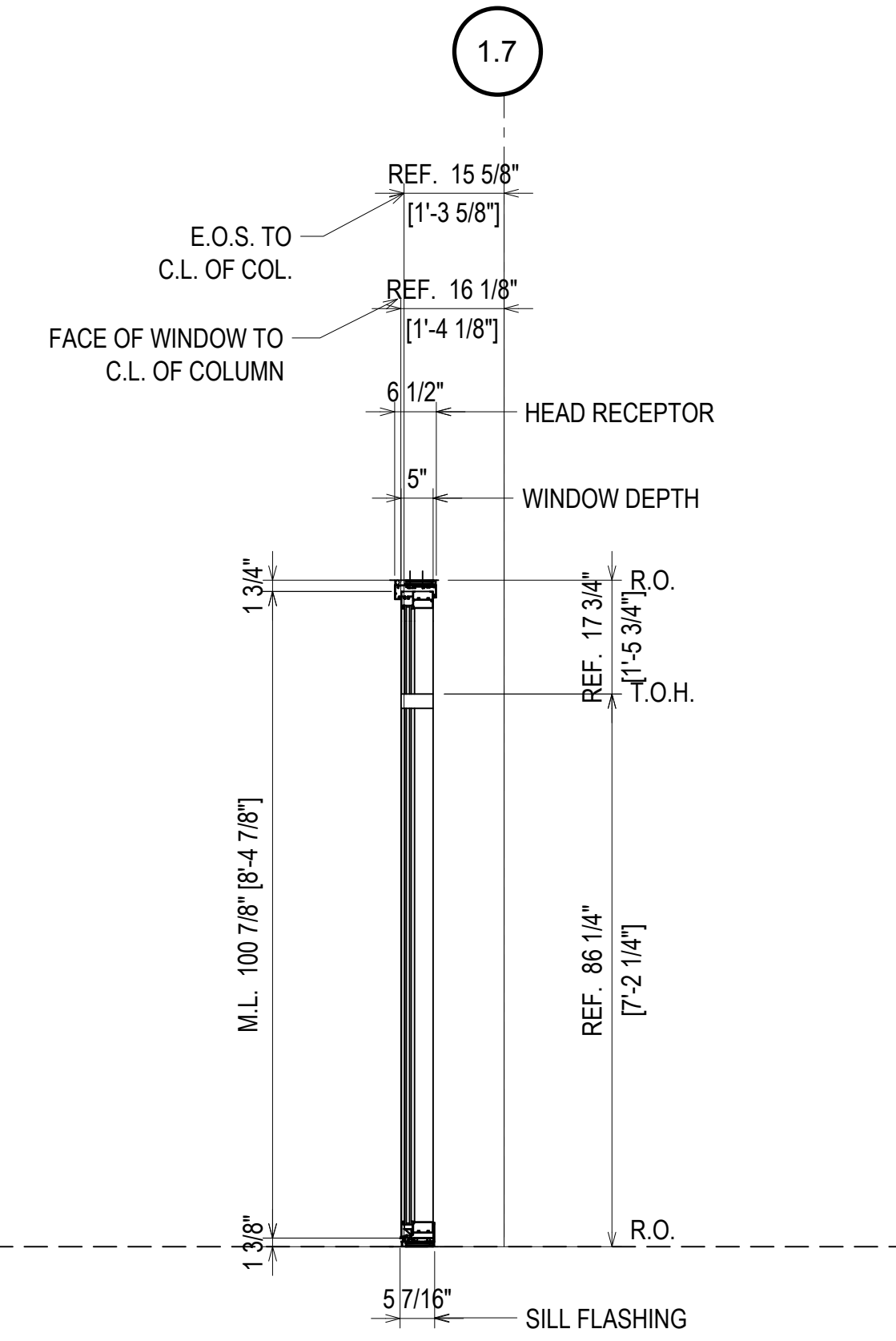
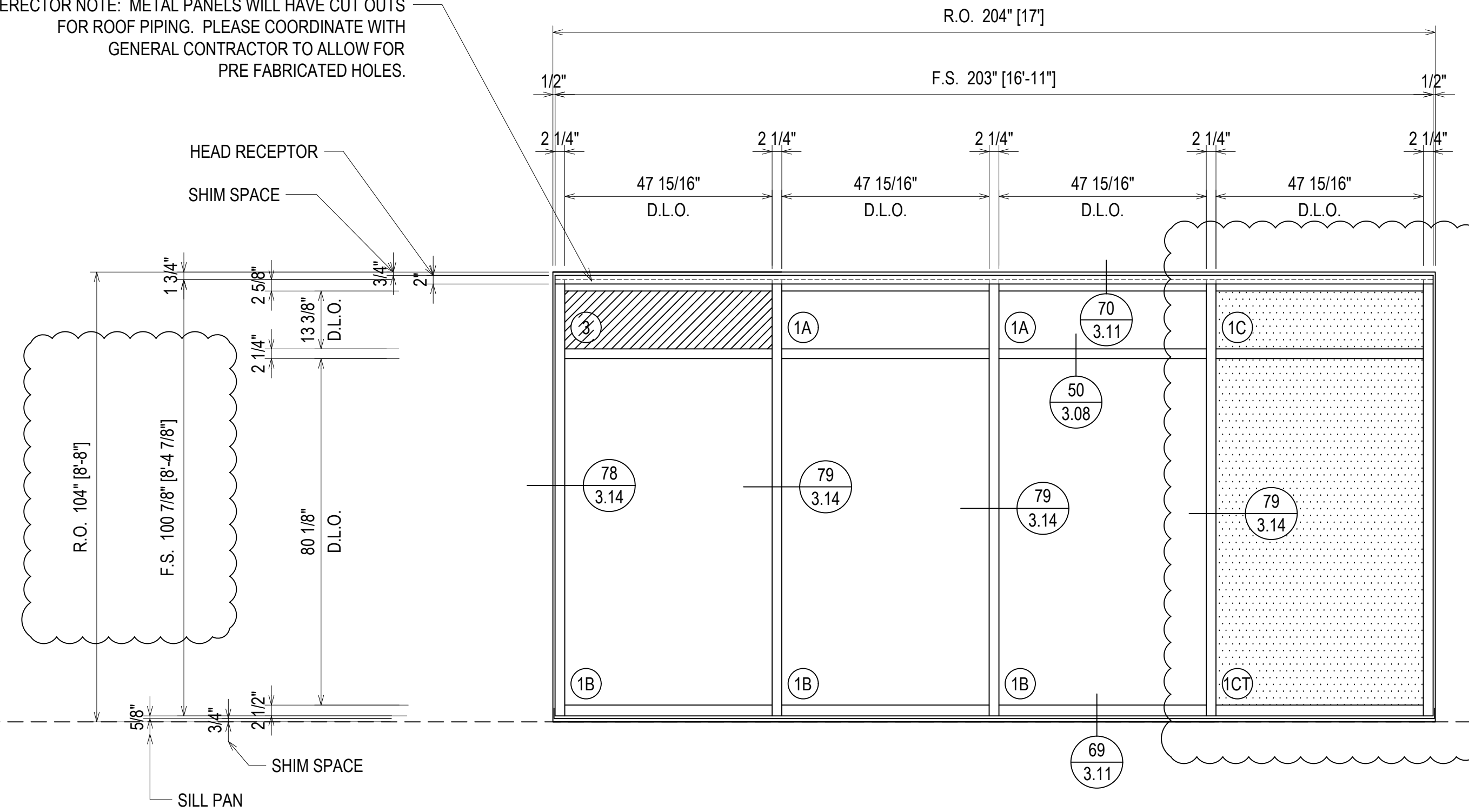
| DRAWN BY | DATE |
|-------------|----------|
| CW | 09.24.18 |
| APPROVED BY | DATE |
| PA | 09.24.18 |
| SCALE | FILE NO. |
| AS NOTED | |

ERECTOR / G.C. NOTE:
PLEASE FIELD VERIFY ALL DIMENSIONS

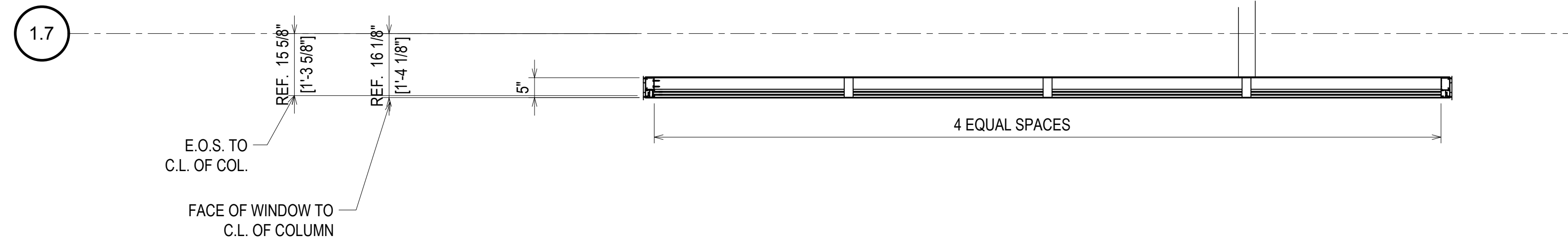
2.80

| QUANTITY W38A | |
|---------------|----------|
| FLOOR | QUANTITY |
| PLAZA LEVEL | 0 |
| 1ST FLOOR | 0 |
| 2ND FLOOR | 0 |
| 3RD FLOOR | 0 |
| 4TH FLOOR | 0 |
| 5TH FLOOR | 0 |
| 6TH FLOOR | 1 |
| 7TH FLOOR | 1 |
| 8TH FLOOR | 1 |
| 9TH FLOOR | 0 |
| 10TH FLOOR | 0 |
| TOTAL | 3 |

ERECTOR NOTE: METAL PANELS WILL HAVE CUT OUTS FOR ROOF PIPING. PLEASE COORDINATE WITH GENERAL CONTRACTOR TO ALLOW FOR PRE FABRICATED HOLES.



- LEVEL 8
1038' - 0"
- LEVEL 7
1028' - 0"
- LEVEL 6
1018' - 0"



= FIREMAN LOGO GLASS


ELEVATION W38A

SCALE: 1/2" = 1'-0"
 KAWNEER FG-501T 2 1/4" X 5"
 WINDOW WALL SYSTEM (EXTERIOR INSTALLED)
 1" INSULATED GLASS - FRONT SET
 QUANTITY: 3

| DATE | DESCRIPTION | REV. |
|----------|--------------|------|
| 10/22/18 | 1ST REVISION | A |
| 12/18/18 | 2ND REVISION | B |

CAMPERDOWN APARTMENTS

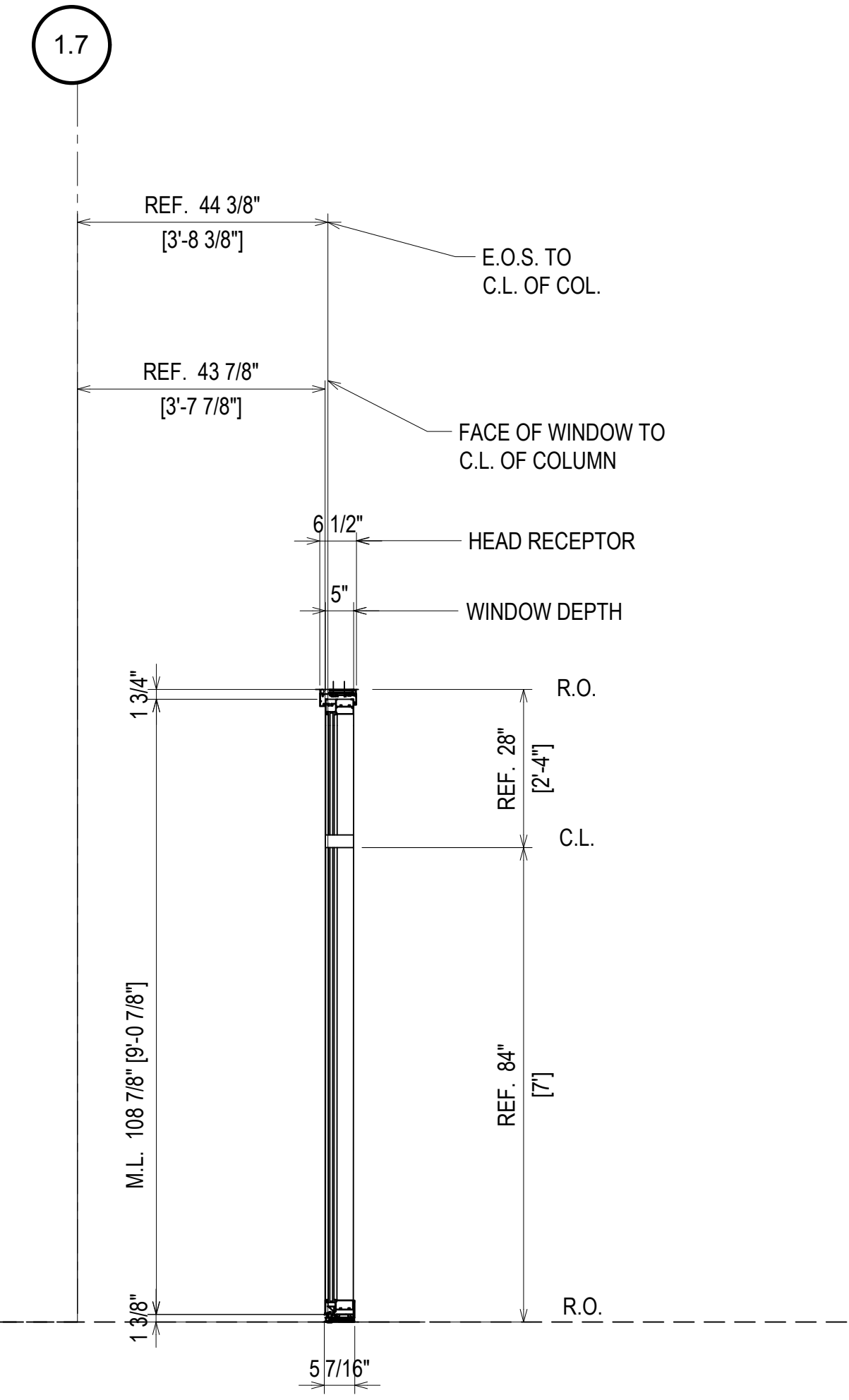
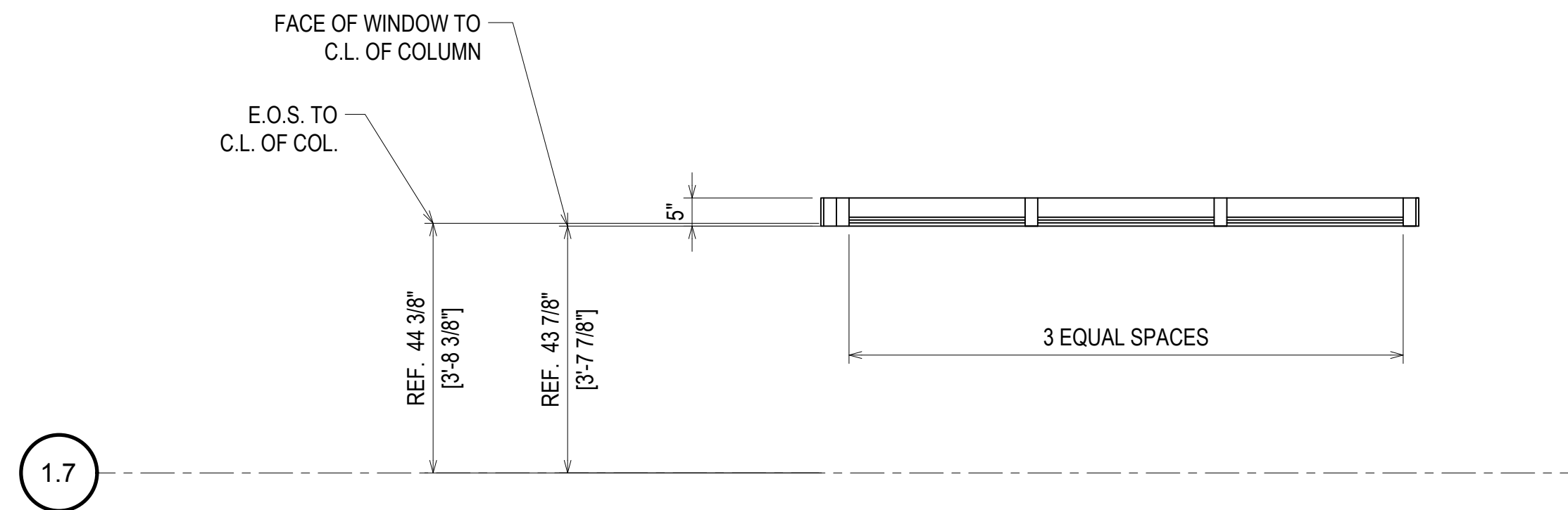
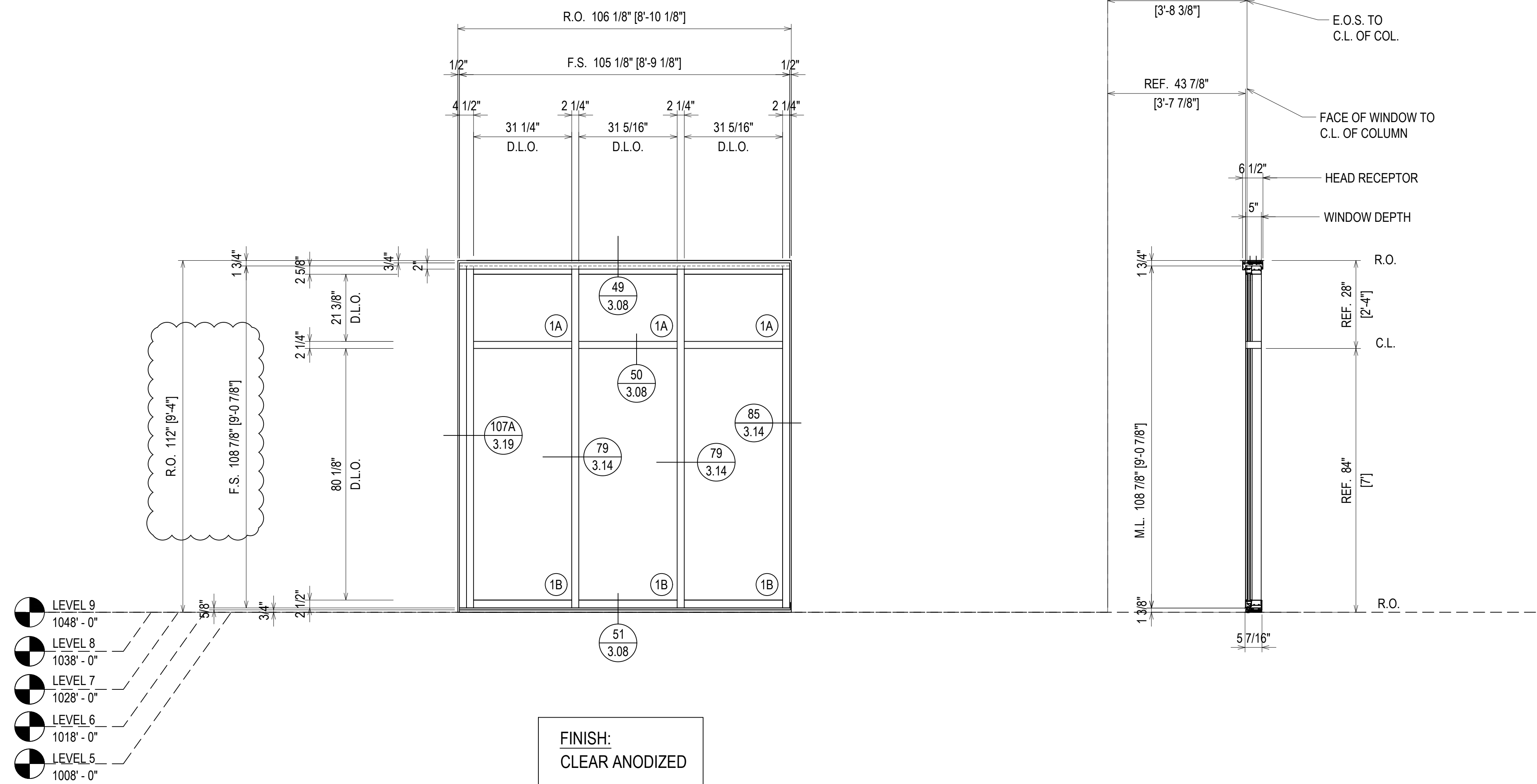
GREENVILLE, SC 29602



| | |
|-------------------|------------------|
| DRAWN BY CW | DATE 09.24.18 |
| APPROVED BY PA | DATE 09.24.18 |
| SCALE AS NOTED | FILE NO. |

ERECTOR / G.C. NOTE:
PLEASE FIELD VERIFY ALL DIMENSIONS

2.81



FINISH:
CLEAR ANODIZED

⊗ = FIREMAN LOGO GLASS


| QUANTITY W40 | |
|--------------|----------|
| FLOOR | QUANTITY |
| PLAZA LEVEL | 0 |
| 1ST FLOOR | 0 |
| 2ND FLOOR | 0 |
| 3RD FLOOR | 0 |
| 4TH FLOOR | 0 |
| 5TH FLOOR | 1 |
| 6TH FLOOR | 1 |
| 7TH FLOOR | 1 |
| 8TH FLOOR | 1 |
| 9TH FLOOR | 1 |
| 10TH FLOOR | 0 |
| TOTAL | 5 |

ELEVATION **W40**
 SCALE: 1/2" = 1'-0"
 KAWNEER FG-501T 2 1/4" X 5"
 WINDOW WALL SYSTEM (EXTERIOR INSTALLED)
 1" INSULATED GLASS - FRONT SET
 QUANTITY: 5

ERECTOR / G.C. NOTE:
PLEASE FIELD VERIFY ALL DIMENSIONS

| REV. | DESCRIPTION | DATE |
|------|--------------|----------|
| A | 1ST REVISION | 10/22/18 |
| B | 2ND REVISION | 12/12/18 |

CAMPERDOWN APARTMENTS
 GREENVILLE, SC 29602

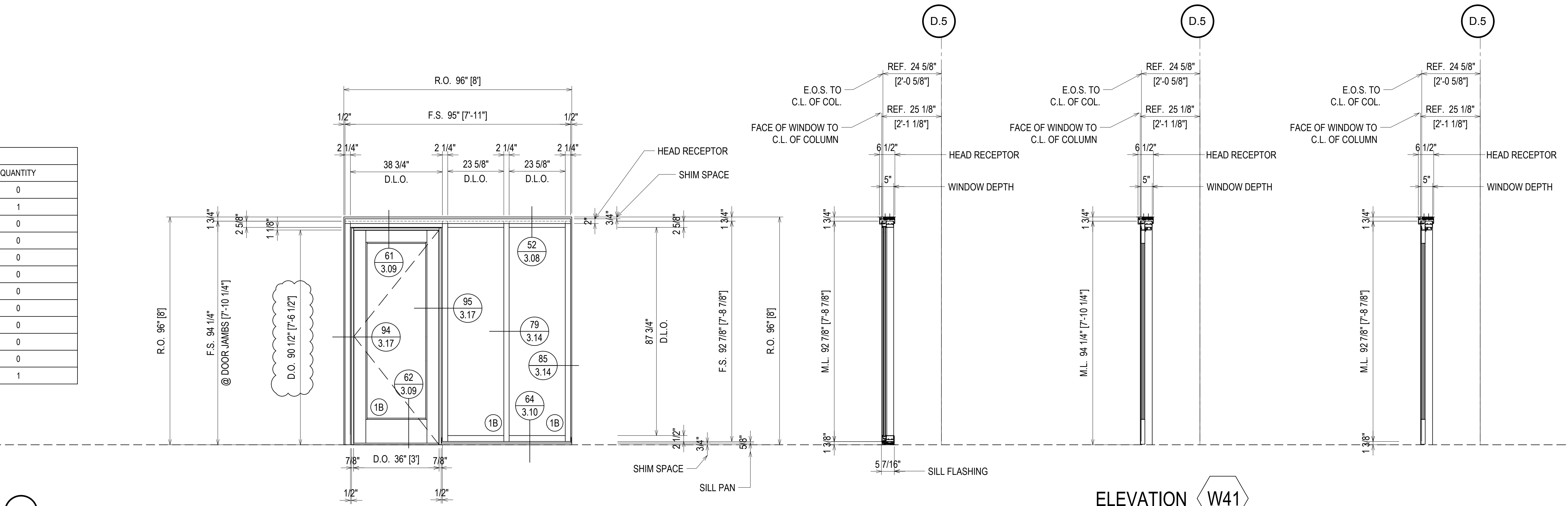


| | |
|-----------------|----------------|
| DRAWN BY: CW | DATE: 09.24.18 |
| APPROVED BY: PA | DATE: 09.24.18 |
| SCALE: AS NOTED | FILE NO: |

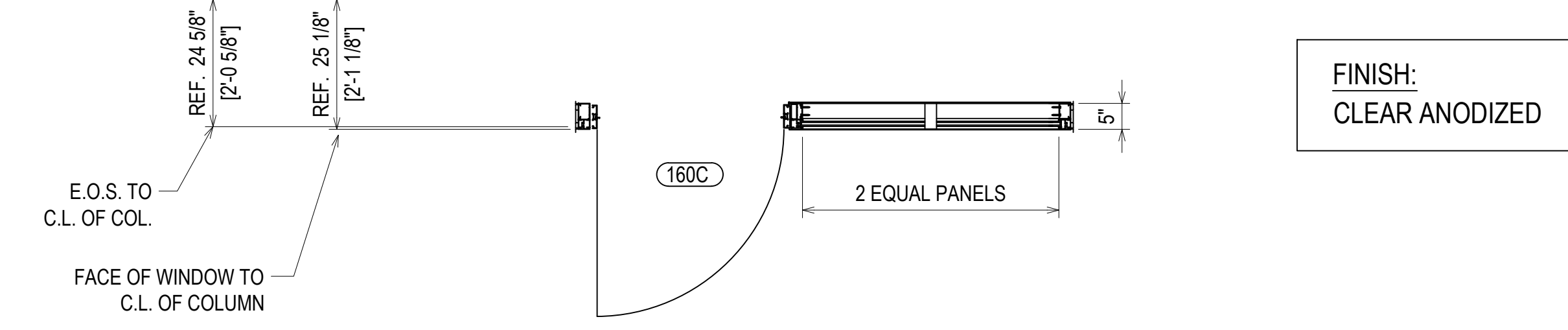
2.82

| QUANTITY W41 | |
|--------------|----------|
| FLOOR | QUANTITY |
| PLAZA LEVEL | 0 |
| 1ST FLOOR | 1 |
| 2ND FLOOR | 0 |
| 3RD FLOOR | 0 |
| 4TH FLOOR | 0 |
| 5TH FLOOR | 0 |
| 6TH FLOOR | 0 |
| 7TH FLOOR | 0 |
| 8TH FLOOR | 0 |
| 9TH FLOOR | 0 |
| 10TH FLOOR | 0 |
| TOTAL | 1 |

LEVEL 1
968'-0"

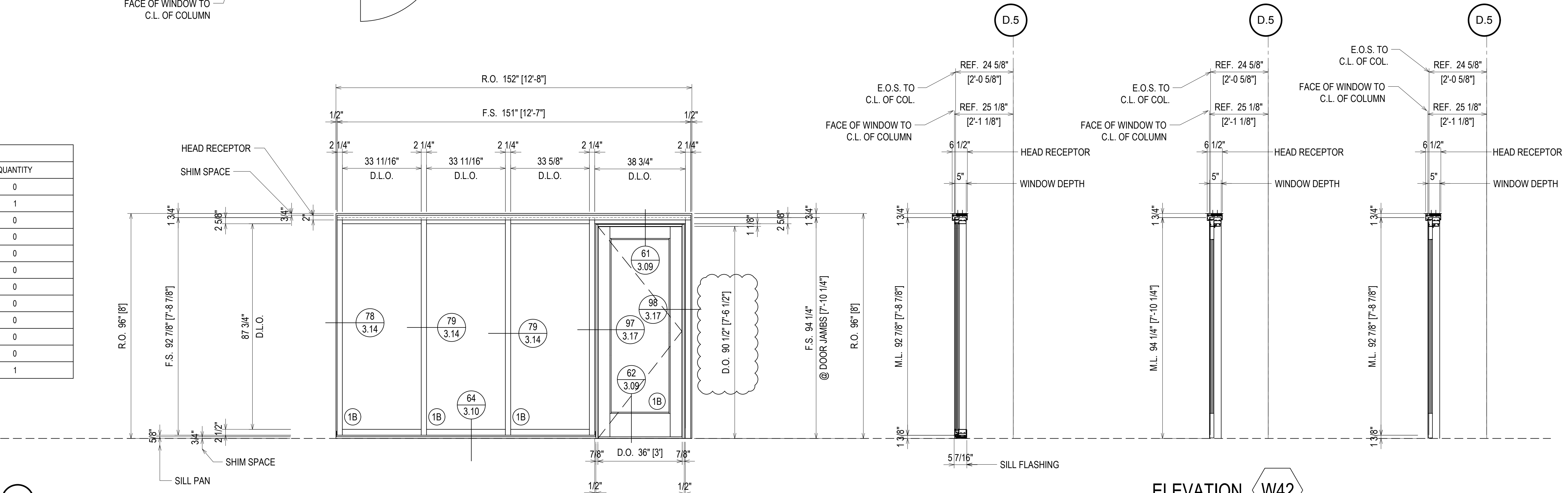


ELEVATION W41
 SCALE: 1/2" = 1'-0"
 KAWNEER FG-501T 2 1/4" X 5"
 WINDOW WALL SYSTEM (EXTERIOR INSTALLED)
 1" INSULATED GLASS - FRONT SET
 KAWNEER 500 WIDE STILE DOORS
 QUANTITY: 1

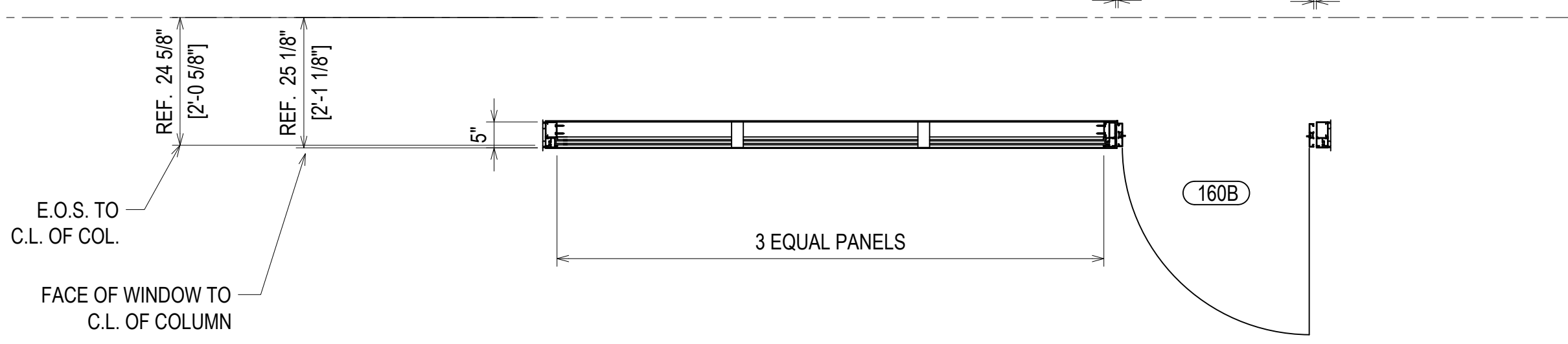


| QUANTITY W42 | |
|--------------|----------|
| FLOOR | QUANTITY |
| PLAZA LEVEL | 0 |
| 1ST FLOOR | 1 |
| 2ND FLOOR | 0 |
| 3RD FLOOR | 0 |
| 4TH FLOOR | 0 |
| 5TH FLOOR | 0 |
| 6TH FLOOR | 0 |
| 7TH FLOOR | 0 |
| 8TH FLOOR | 0 |
| 9TH FLOOR | 0 |
| 10TH FLOOR | 0 |
| TOTAL | 1 |

LEVEL 1
968'-0"



ELEVATION W42
 SCALE: 1/2" = 1'-0"
 KAWNEER FG-501T 2 1/4" X 5"
 WINDOW WALL SYSTEM (EXTERIOR INSTALLED)
 1" INSULATED GLASS - FRONT SET
 KAWNEER 500 WIDE STILE DOORS
 QUANTITY: 1



ERECTOR / G.C. NOTE:
 PLEASE FIELD VERIFY ALL DIMENSIONS

| REV. | DESCRIPTION | DATE |
|------|--------------|----------|
| A | 1ST REVISION | 10/29/18 |
| B | 2ND REVISION | 12/18/18 |

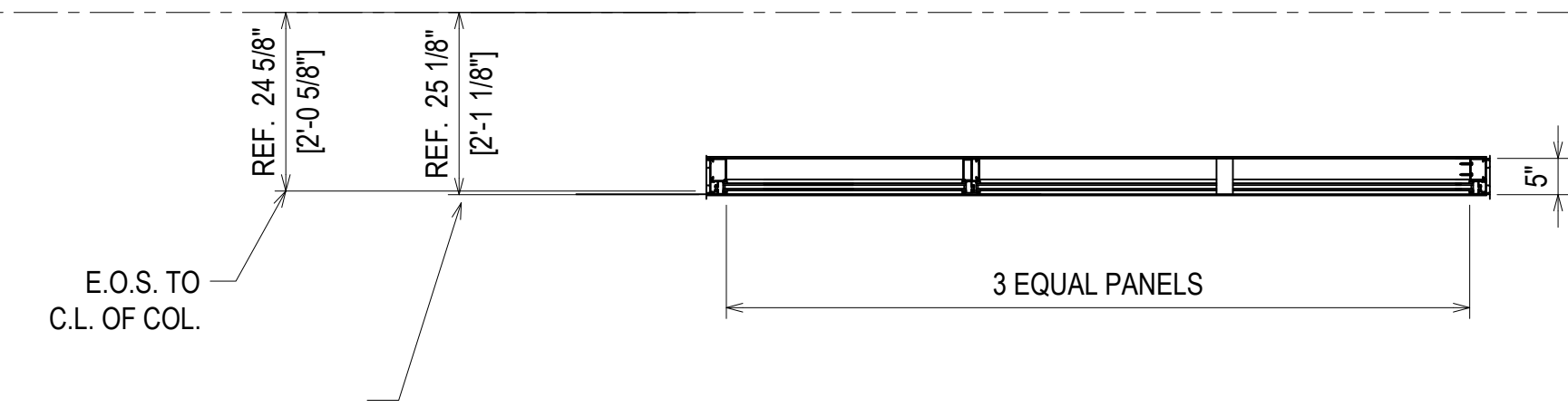
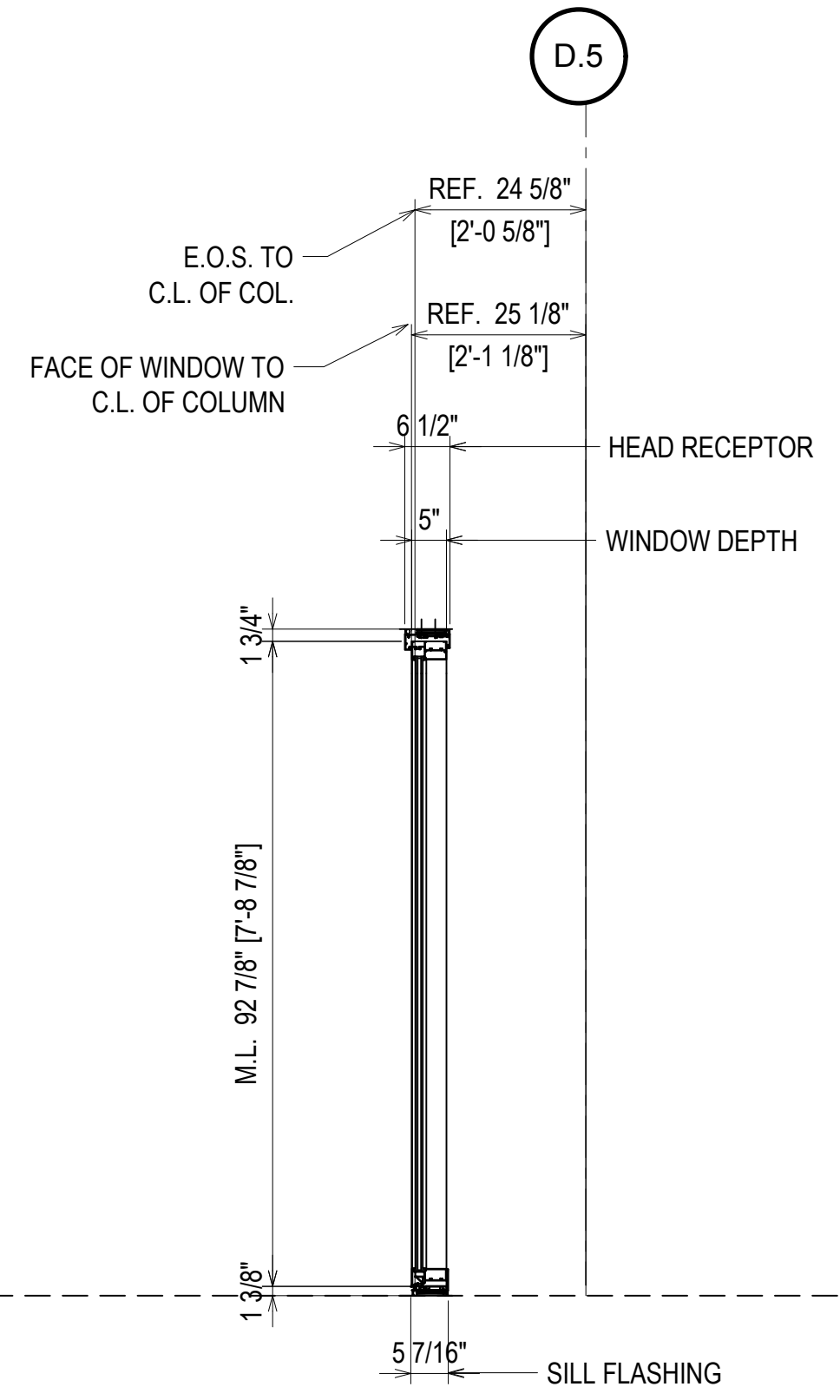
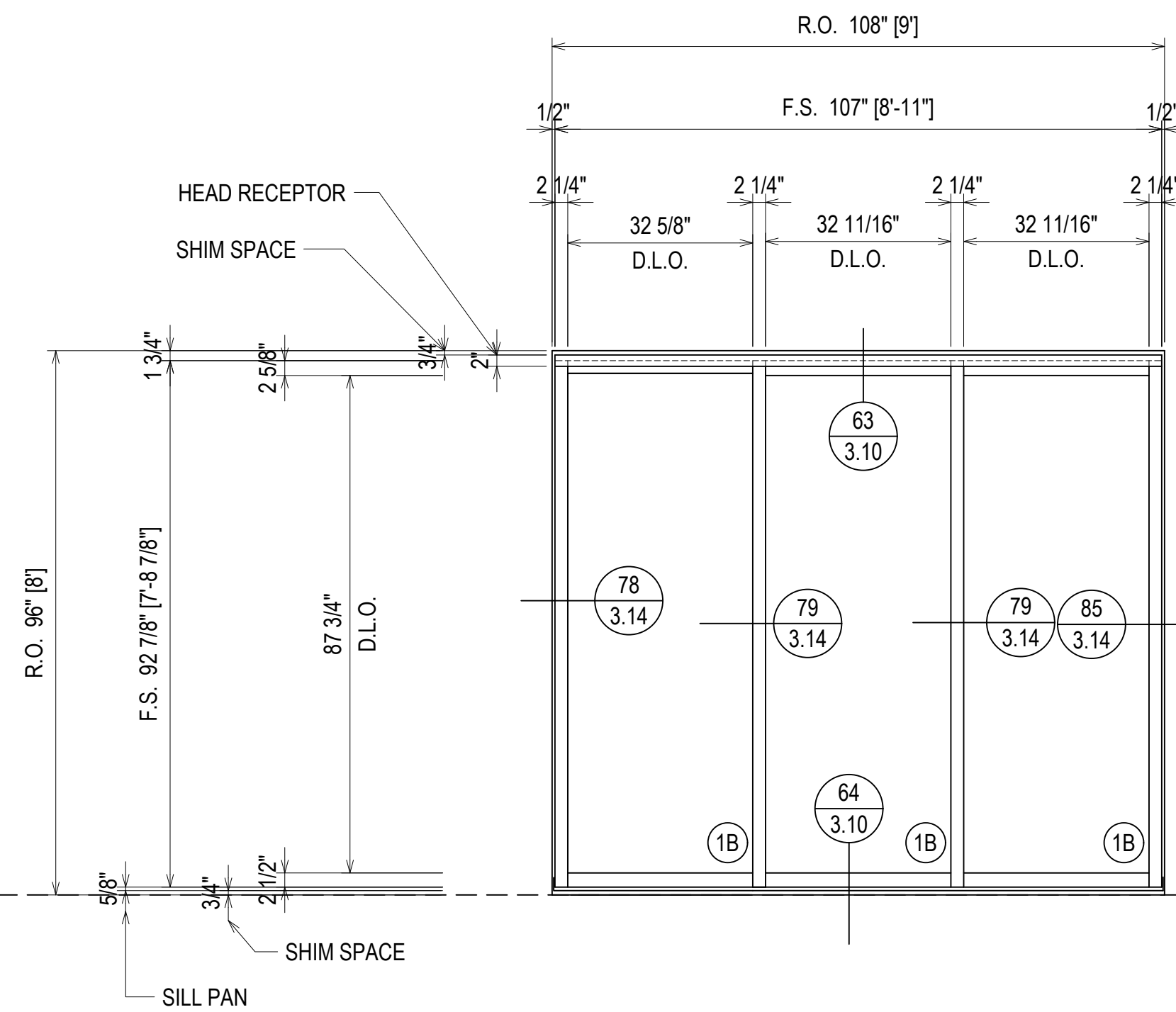
CAMPERDOWN APARTMENTS
 GREENVILLE, SC 29602



| DRAWN BY | DATE |
|-------------|----------|
| CW | 09.24.18 |
| APPROVED BY | DATE |
| PA | 09.24.18 |
| SCALE | FILE NO. |
| AS NOTED | |

2.83

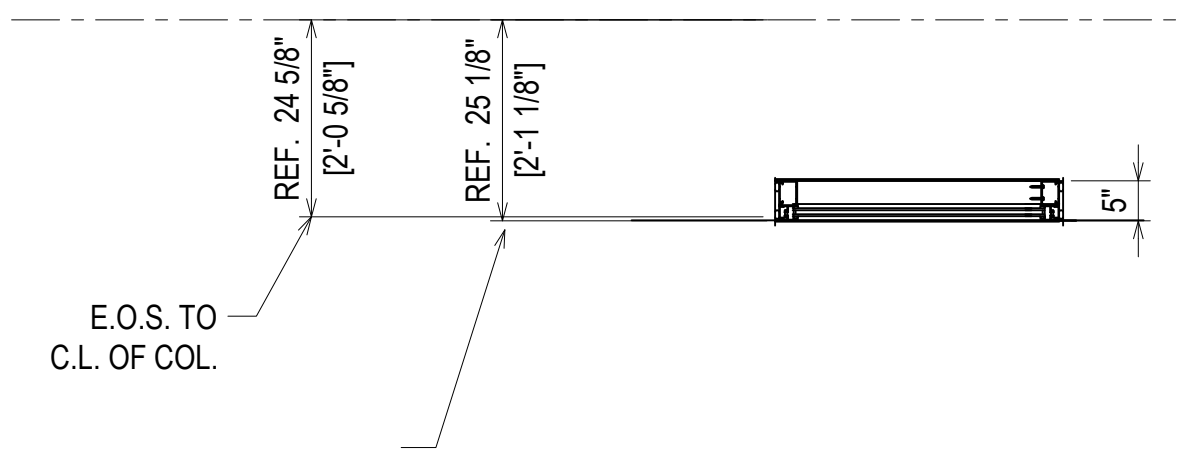
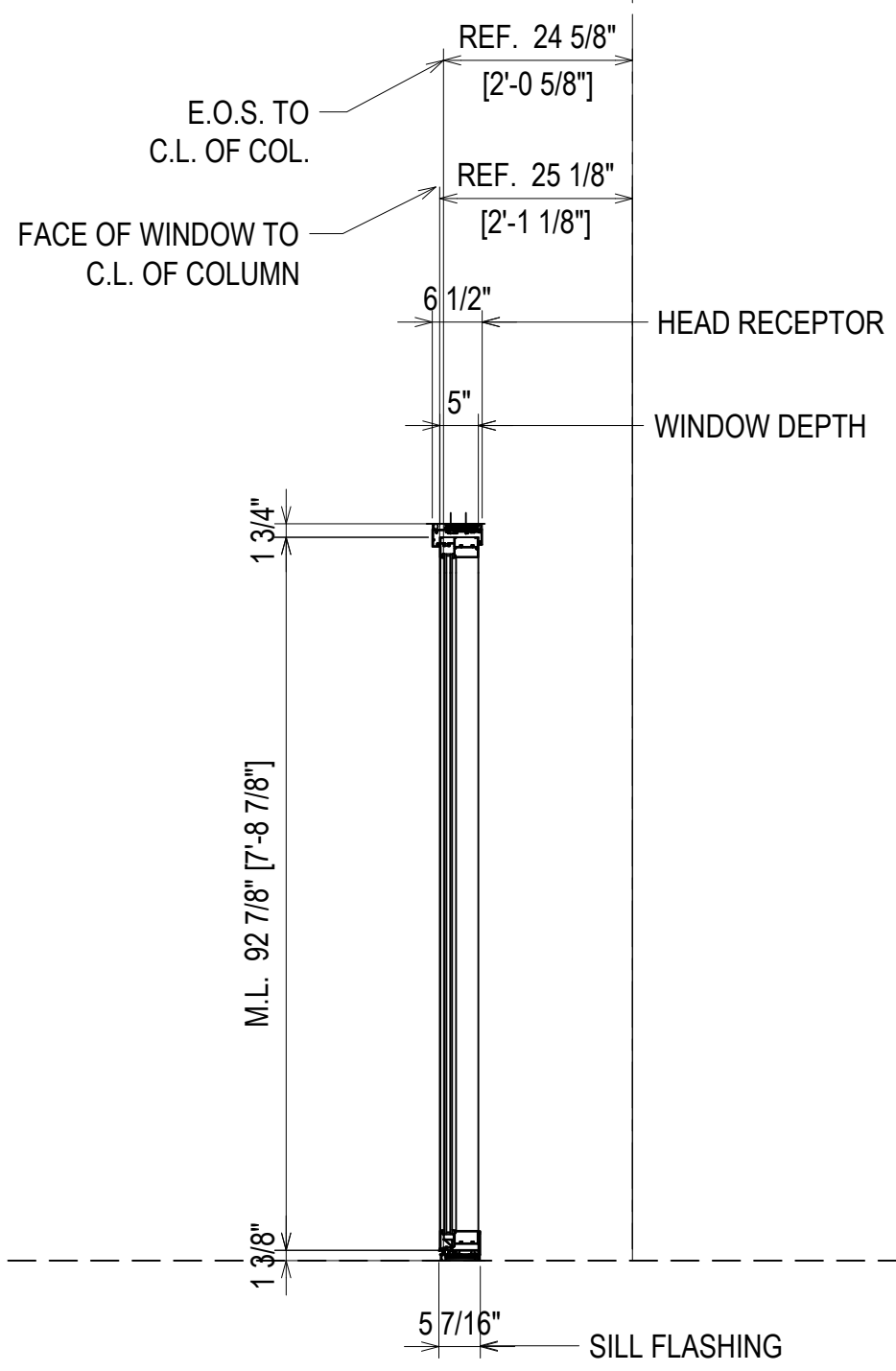
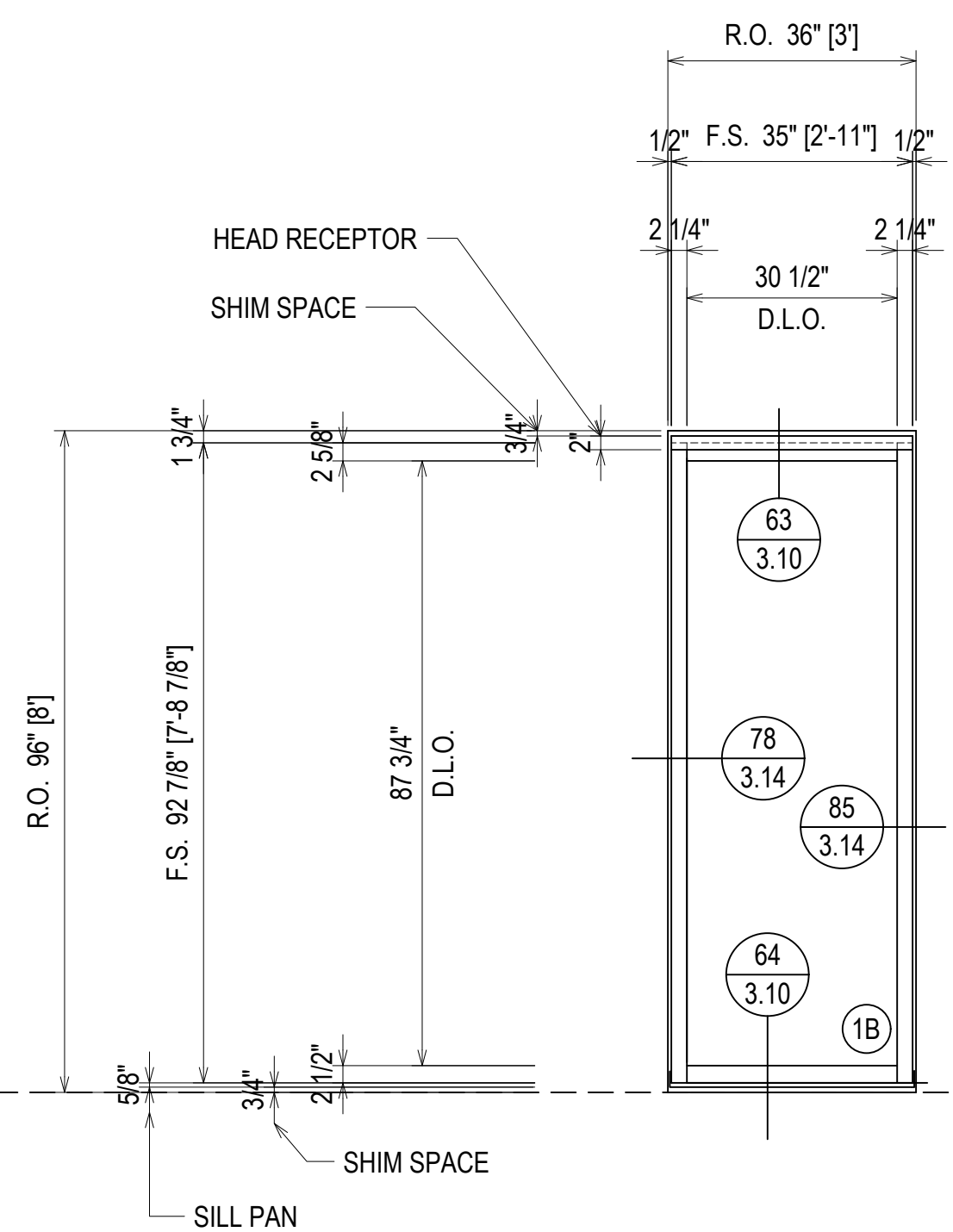
| QUANTITY W43A | |
|---------------|----------|
| FLOOR | QUANTITY |
| PLAZA LEVEL | 0 |
| 1ST FLOOR | 1 |
| 2ND FLOOR | 0 |
| 3RD FLOOR | 0 |
| 4TH FLOOR | 0 |
| 5TH FLOOR | 0 |
| 6TH FLOOR | 0 |
| 7TH FLOOR | 0 |
| 8TH FLOOR | 0 |
| 9TH FLOOR | 0 |
| 10TH FLOOR | 0 |
| TOTAL | 1 |



FINISH:
CLEAR ANODIZED

ELEVATION W43A
SCALE: 1/2" = 1'-0"
KAWNEER FG-501T 2 1/4" X 5"
WINDOW WALL SYSTEM (EXTERIOR INSTALLED)
1" INSULATED GLASS - FRONT SET
QUANTITY: 1

| QUANTITY W43B | |
|---------------|----------|
| FLOOR | QUANTITY |
| PLAZA LEVEL | 0 |
| 1ST FLOOR | 1 |
| 2ND FLOOR | 0 |
| 3RD FLOOR | 0 |
| 4TH FLOOR | 0 |
| 5TH FLOOR | 0 |
| 6TH FLOOR | 0 |
| 7TH FLOOR | 0 |
| 8TH FLOOR | 0 |
| 9TH FLOOR | 0 |
| 10TH FLOOR | 0 |
| TOTAL | 1 |



FINISH:
CLEAR ANODIZED

ELEVATION W43B
SCALE: 1/2" = 1'-0"
KAWNEER FG-501T 2 1/4" X 5"
WINDOW WALL SYSTEM (EXTERIOR INSTALLED)
1" INSULATED GLASS - FRONT SET
QUANTITY: 1

ERECTOR / G.C. NOTE:
PLEASE FIELD VERIFY ALL DIMENSIONS

| REV. | DESCRIPTION | DATE |
|------|--------------|----------|
| A | 1ST REVISION | 10/20/18 |
| B | 2ND REVISION | 12/18/18 |

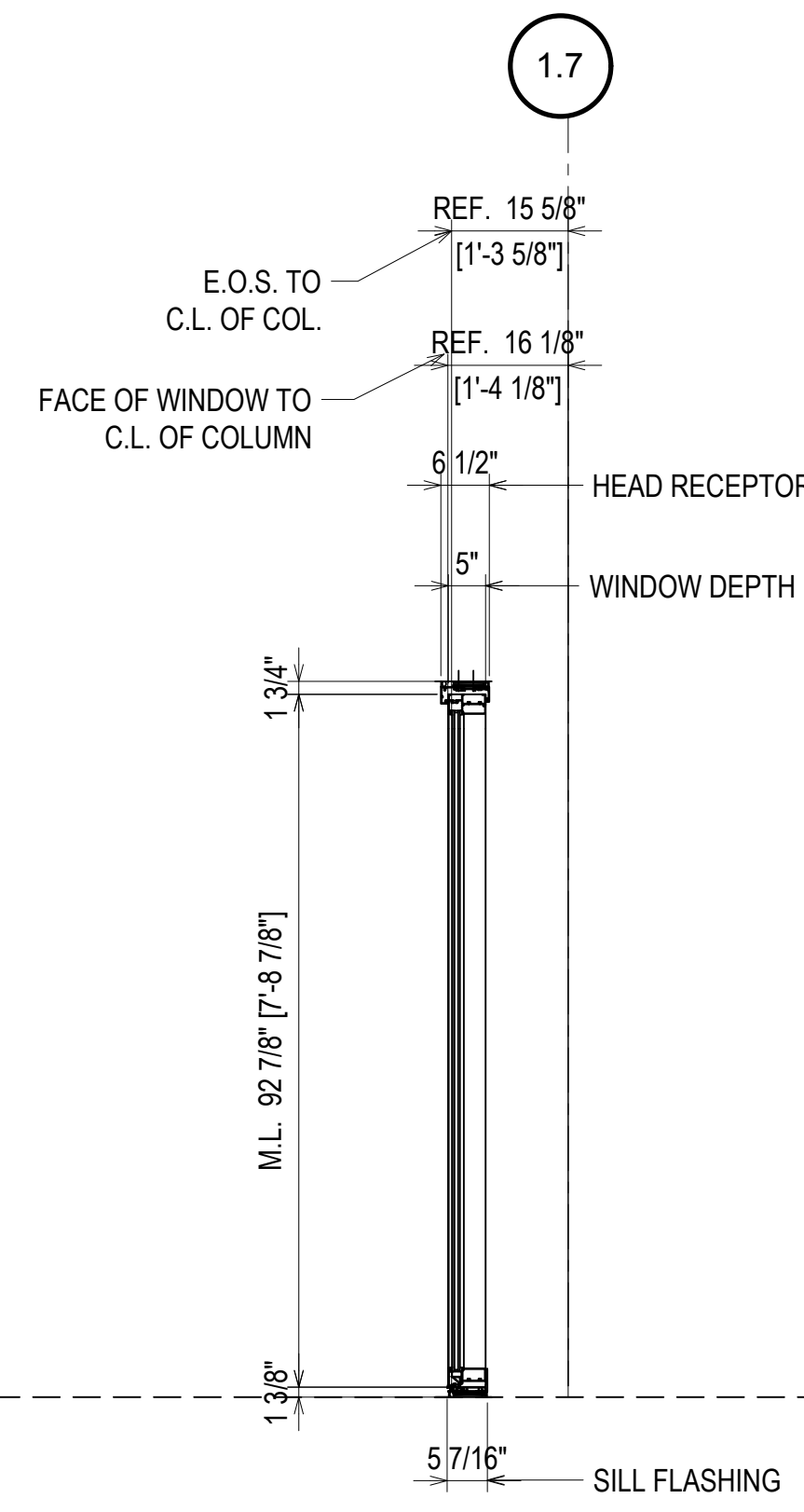
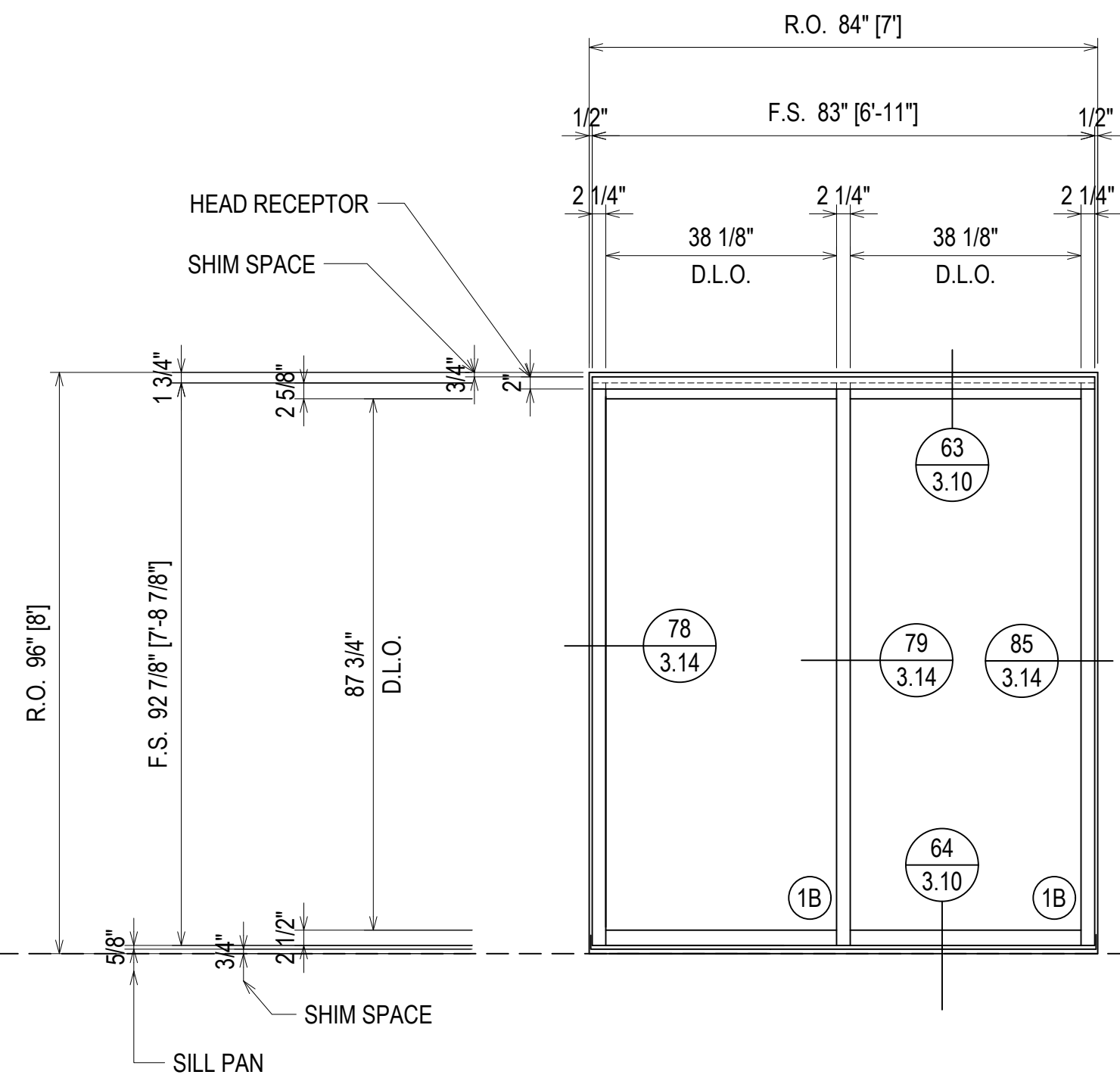
CAMPERDOWN APARTMENTS
GREENVILLE, SC 29602



| DESIGNED BY | DATE |
|-------------|----------|
| CW | 09.24.18 |
| APPROVED BY | DATE |
| PA | 09.24.18 |
| SCALE | FILE NO. |
| AS NOTED | |

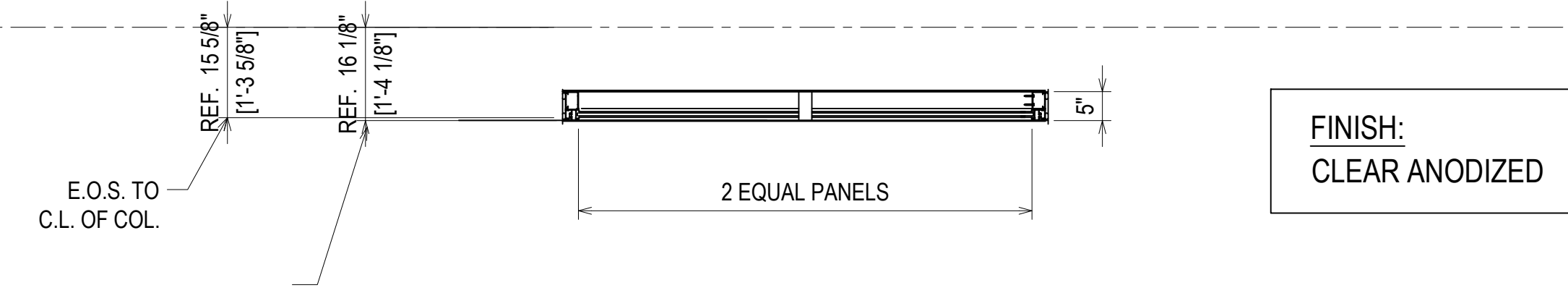
2.84

| QUANTITY W44 | |
|--------------|----------|
| FLOOR | QUANTITY |
| PLAZA LEVEL | 0 |
| 1ST FLOOR | 1 |
| 2ND FLOOR | 0 |
| 3RD FLOOR | 0 |
| 4TH FLOOR | 0 |
| 5TH FLOOR | 0 |
| 6TH FLOOR | 0 |
| 7TH FLOOR | 0 |
| 8TH FLOOR | 0 |
| 9TH FLOOR | 0 |
| 10TH FLOOR | 0 |
| TOTAL | 1 |

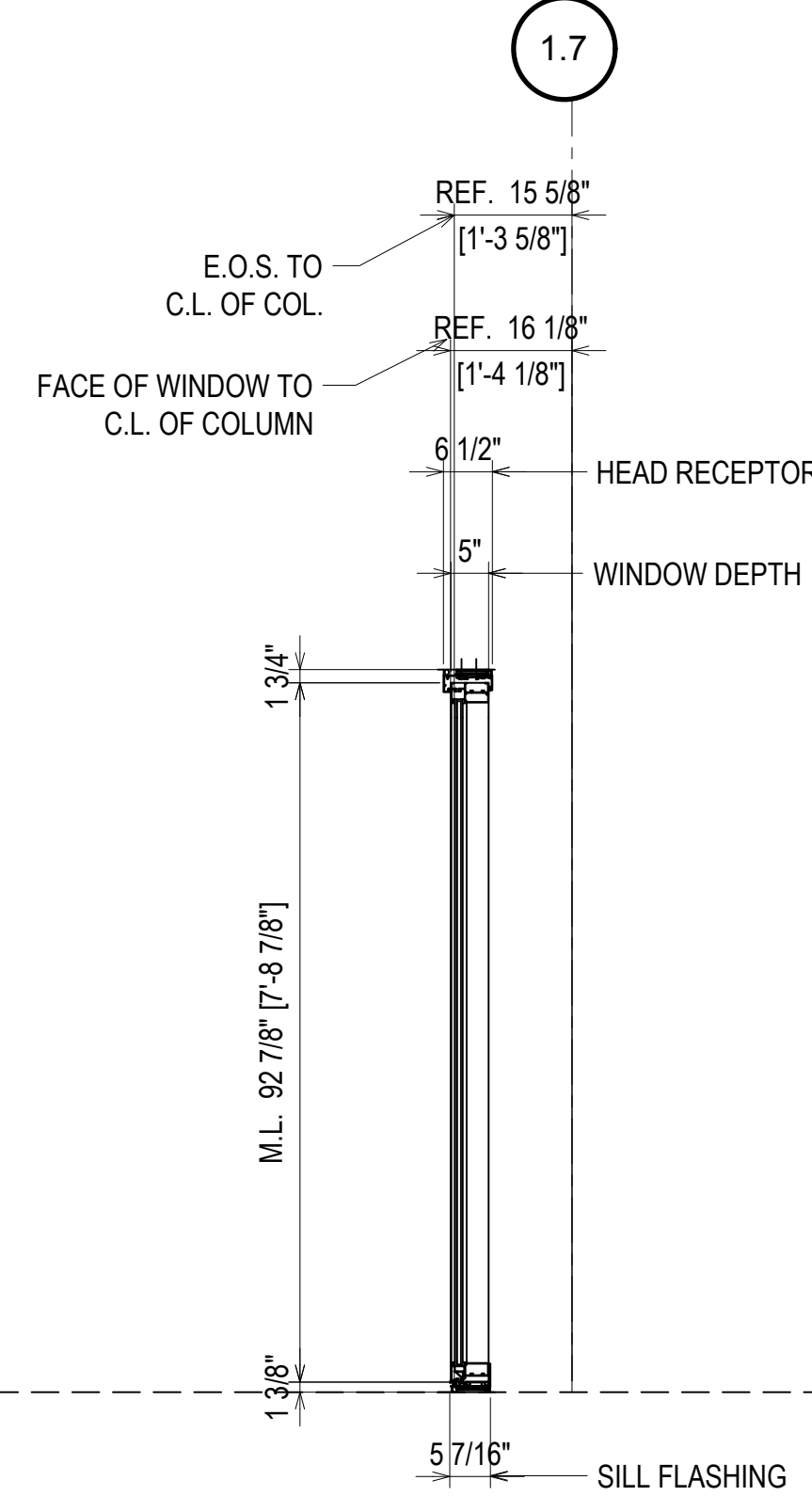
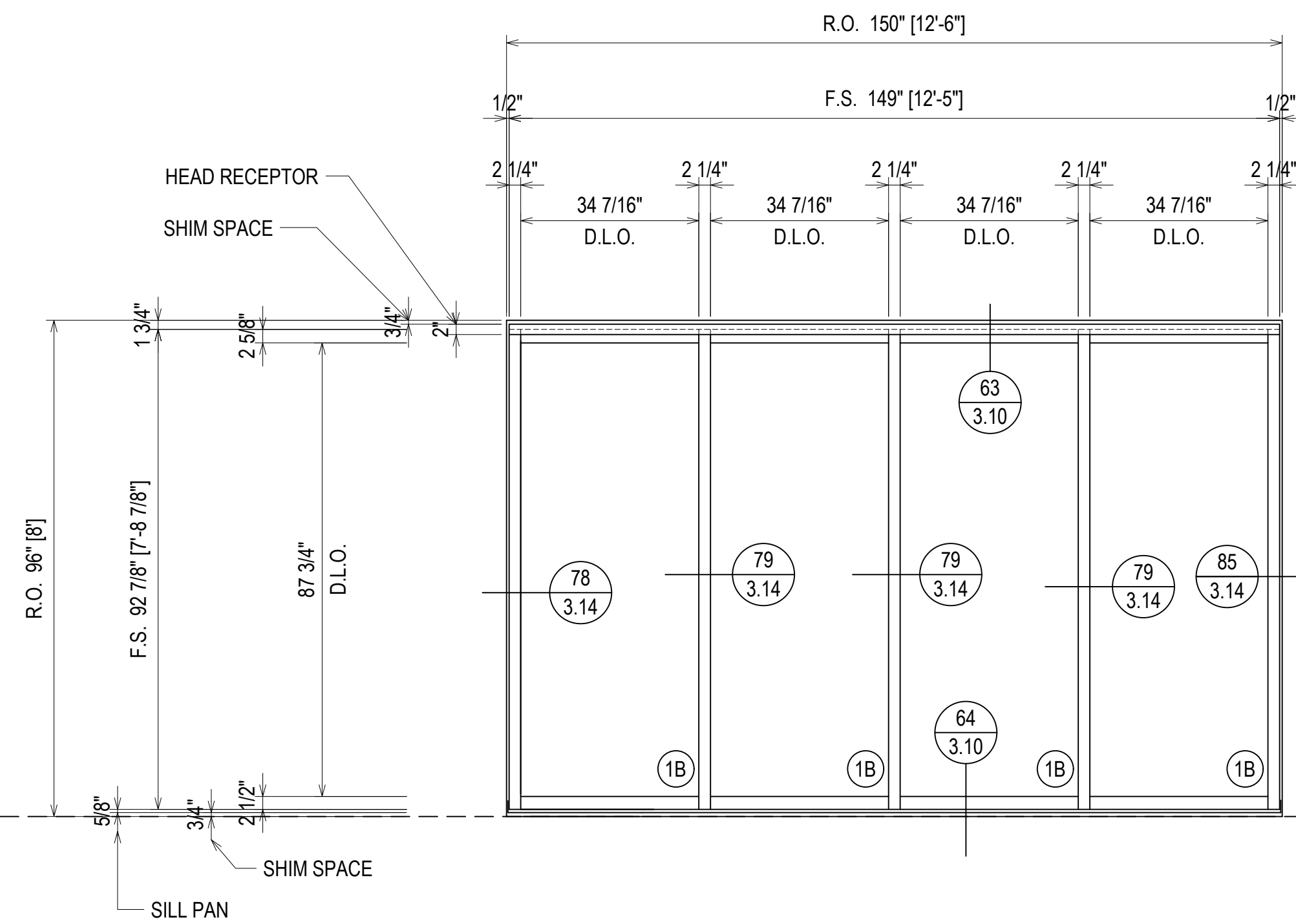


ELEVATION W44

SCALE: 1/2" = 1'-0"
 KAWNEER FG-501T 2 1/4" X 5"
 WINDOW WALL SYSTEM (EXTERIOR INSTALLED)
 1" INSULATED GLASS - FRONT SET
 QUANTITY: 1

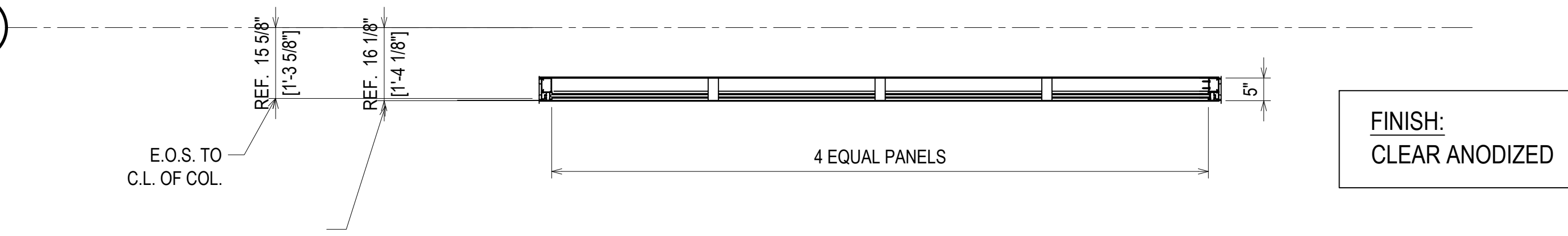


| QUANTITY W45 | |
|--------------|----------|
| FLOOR | QUANTITY |
| PLAZA LEVEL | 0 |
| 1ST FLOOR | 1 |
| 2ND FLOOR | 0 |
| 3RD FLOOR | 0 |
| 4TH FLOOR | 0 |
| 5TH FLOOR | 0 |
| 6TH FLOOR | 0 |
| 7TH FLOOR | 0 |
| 8TH FLOOR | 0 |
| 9TH FLOOR | 0 |
| 10TH FLOOR | 0 |
| TOTAL | 1 |



ELEVATION W45

SCALE: 1/2" = 1'-0"
 KAWNEER FG-501T 2 1/4" X 5"
 WINDOW WALL SYSTEM (EXTERIOR INSTALLED)
 1" INSULATED GLASS - FRONT SET
 QUANTITY: 1



ERECTOR / G.C. NOTE:
 PLEASE FIELD VERIFY ALL DIMENSIONS

| DATE | DESCRIPTION |
|----------|--------------|
| 10/20/18 | 1ST REVISION |
| 12/18/18 | 2ND REVISION |

CAMPERDOWN APARTMENTS
 GREENVILLE, SC 29602



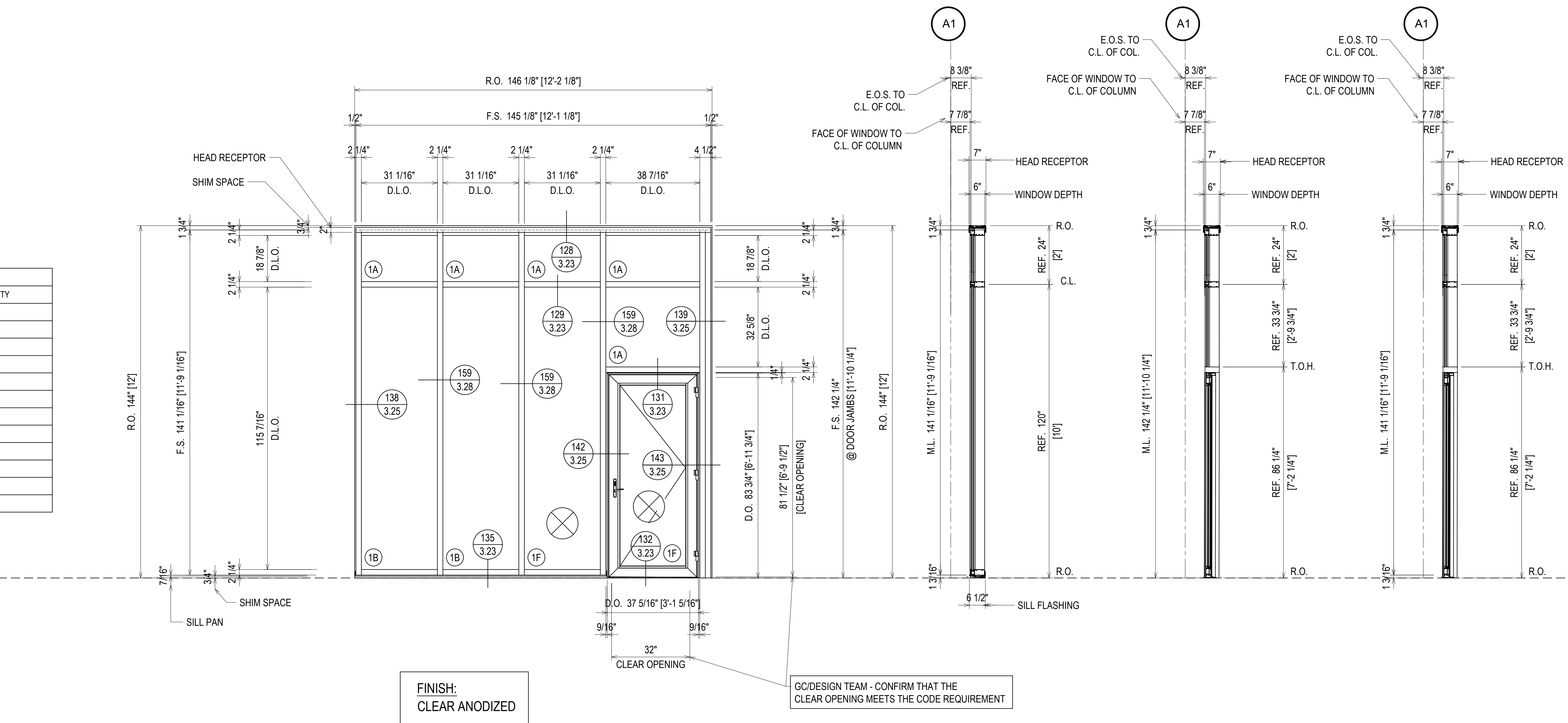
| DRAWN BY | DATE |
|-------------|----------|
| CW | 09.24.18 |
| APPROVED BY | DATE |
| PA | 09.24.18 |
| SCALE | FILE NO. |
| AS NOTED | |

2.85

| | |
|-------------|------------------------------|
| DATE | 10/23/18 |
| DESCRIPTION | 1ST REVISION 2ND REVISION |
| REV. | A B |

| QUANTITY C1 | |
|-------------|----------|
| FLOOR | QUANTITY |
| PLAZA LEVEL | 0 |
| 1ST FLOOR | 0 |
| 2ND FLOOR | 0 |
| 3RD FLOOR | 0 |
| 4TH FLOOR | 0 |
| 5TH FLOOR | 0 |
| 6TH FLOOR | 0 |
| 7TH FLOOR | 0 |
| 8TH FLOOR | 0 |
| 9TH FLOOR | 0 |
| 10TH FLOOR | 1 |
| TOTAL | 1 |

LEVEL 10
1058'-0"



ELEVATION **C1**

SCALE: 1/2" = 1'-0"
 KAWNEER FG-501T 2 1/4" X 6"
 WINDOW WALL SYSTEM (EXTERIOR INSTALLED)
 1" INSULATED GLASS - FRONT SET
 KAWNEER 2000T TERRACE DOORS
 QUANTITY: 1

= FIREMAN LOGO GLASS

CAMPERDOWN APARTMENTS
 GREENVILLE, SC 29602




| | |
|-------------|----------|
| DRAWN BY | DATE |
| CW | 09.24.18 |
| APPROVED BY | SHEET |
| PA | 09.24.18 |
| SCALE | FILE NO. |
| AS NOTED | |

ERECTOR / G.C. NOTE:
 PLEASE FIELD VERIFY ALL DIMENSIONS

2.86

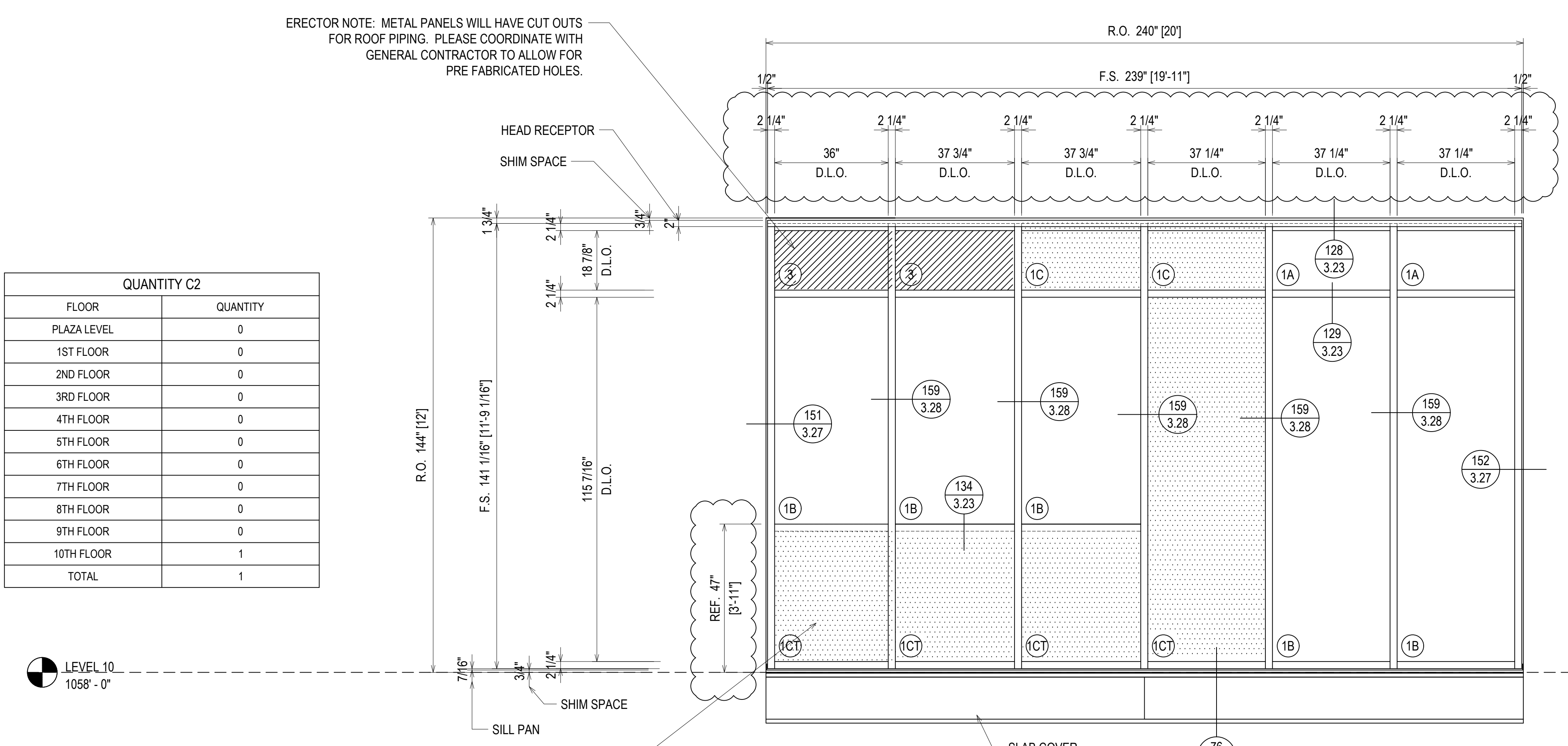
| | |
|-------------|------------------------------|
| DATE | 10/22/18 |
| DESCRIPTION | 1ST REVISION 2ND REVISION |
| REV. | A B |

CAMPERDOWN APARTMENTS
GREENVILLE, SC 29602

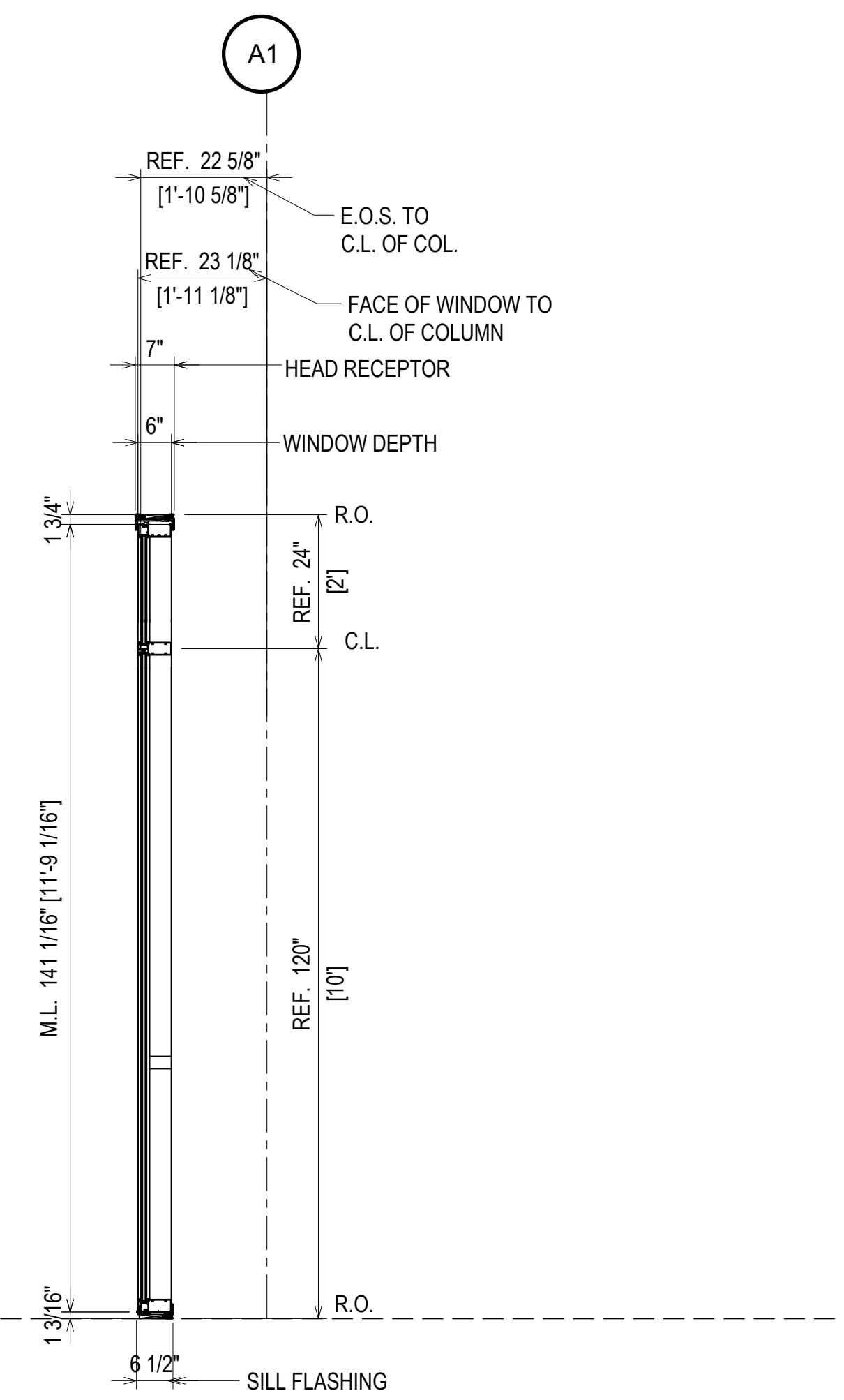


| | |
|-------------|----------|
| DRAWN BY | DATE |
| CW | 09.24.18 |
| APPROVED BY | SHEET |
| PA | 09.24.18 |
| SCALE | FILE NO. |
| AS NOTED | |

2.87



| QUANTITY C2 | |
|-------------|----------|
| FLOOR | QUANTITY |
| PLAZA LEVEL | 0 |
| 1ST FLOOR | 0 |
| 2ND FLOOR | 0 |
| 3RD FLOOR | 0 |
| 4TH FLOOR | 0 |
| 5TH FLOOR | 0 |
| 6TH FLOOR | 0 |
| 7TH FLOOR | 0 |
| 8TH FLOOR | 0 |
| 9TH FLOOR | 0 |
| 10TH FLOOR | 1 |
| TOTAL | 1 |



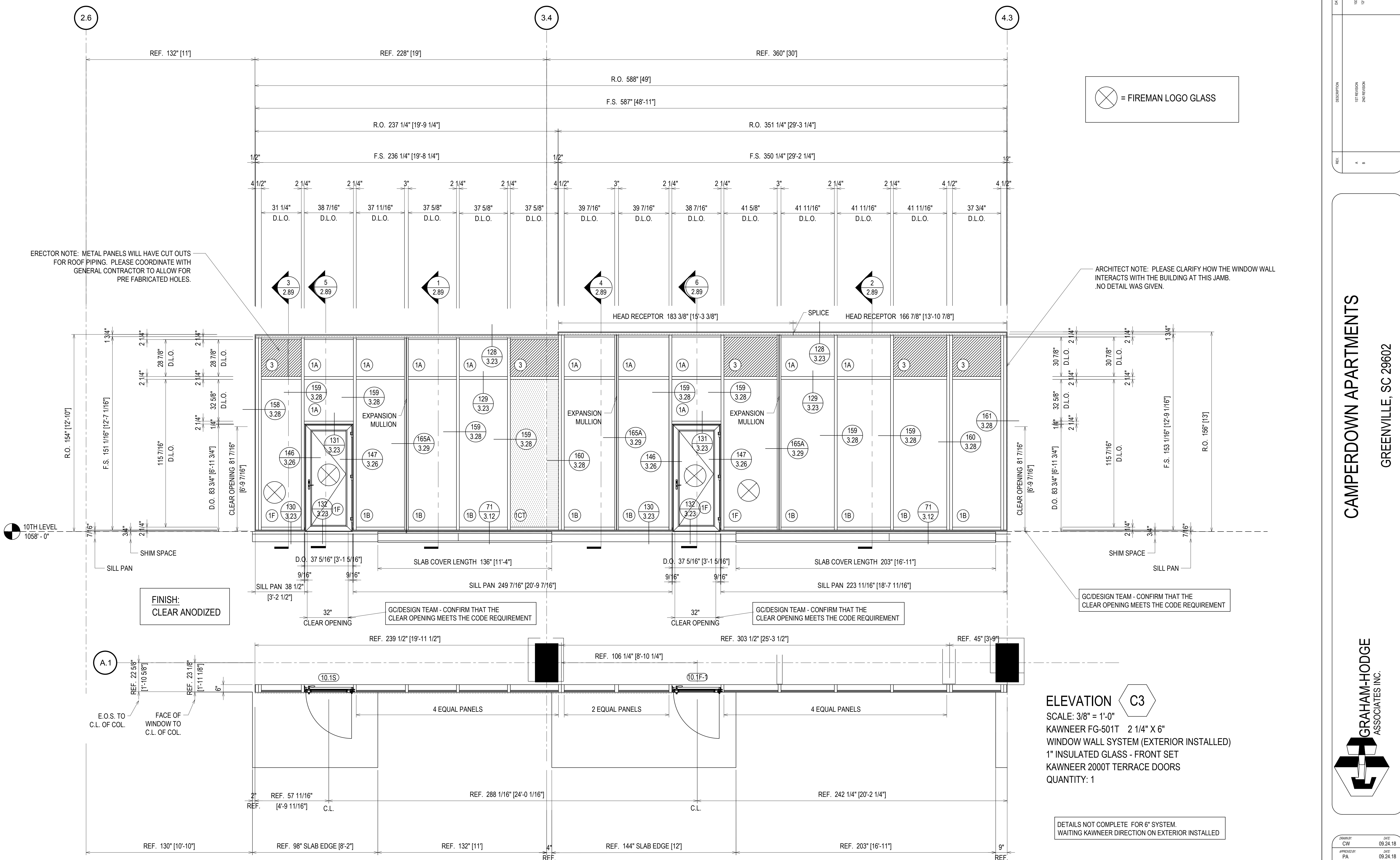
ELEVATION C2
SCALE: 1/2" = 1'-0"
KAWNEER FG-501T 2 1/4" X 6"
WINDOW WALL SYSTEM (EXTERIOR INSTALLED)
1" INSULATED GLASS - FRONT SET
QUANTITY: 1

FINISH:
CLEAR ANODIZED

GLASS FABRICATOR TO COAT THE GLASS WITH SPANDREL COATING UP TO THIS POINT. PAST THIS POINT IS VISION GLASS. PLEASE COORDINATE. DESIGNED TO COVER INTERIOR CABINETRY

= FIREMAN LOGO GLASS

ERECTOR / G.C. NOTE:
PLEASE FIELD VERIFY ALL DIMENSIONS



⊗ = FIREMAN LOGO GLASS

ERECTOR NOTE: METAL PANELS WILL HAVE CUT OUTS FOR ROOF PIPING. PLEASE COORDINATE WITH GENERAL CONTRACTOR TO ALLOW FOR PRE FABRICATED HOLES.

ARCHITECT NOTE: PLEASE CLARIFY HOW THE WINDOW WALL INTERACTS WITH THE BUILDING AT THIS JAMB. NO DETAIL WAS GIVEN.

FINISH:
CLEAR ANODIZED


ELEVATION C3
 SCALE: 3/8" = 1'-0"
 KAWNEER FG-501T 2 1/4" X 6"
 WINDOW WALL SYSTEM (EXTERIOR INSTALLED)
 1" INSULATED GLASS - FRONT SET
 KAWNEER 2000T TERRACE DOORS
 QUANTITY: 1

DETAILS NOT COMPLETE FOR 6" SYSTEM.
 WAITING KAWNEER DIRECTION ON EXTERIOR INSTALLED

ERECTOR / G.C. NOTE:
 PLEASE FIELD VERIFY ALL DIMENSIONS

| | |
|-------------|------------------------------|
| DATE | 10/22/18 |
| DESCRIPTION | 1ST REVISION 2ND REVISION |
| REV. | A B |

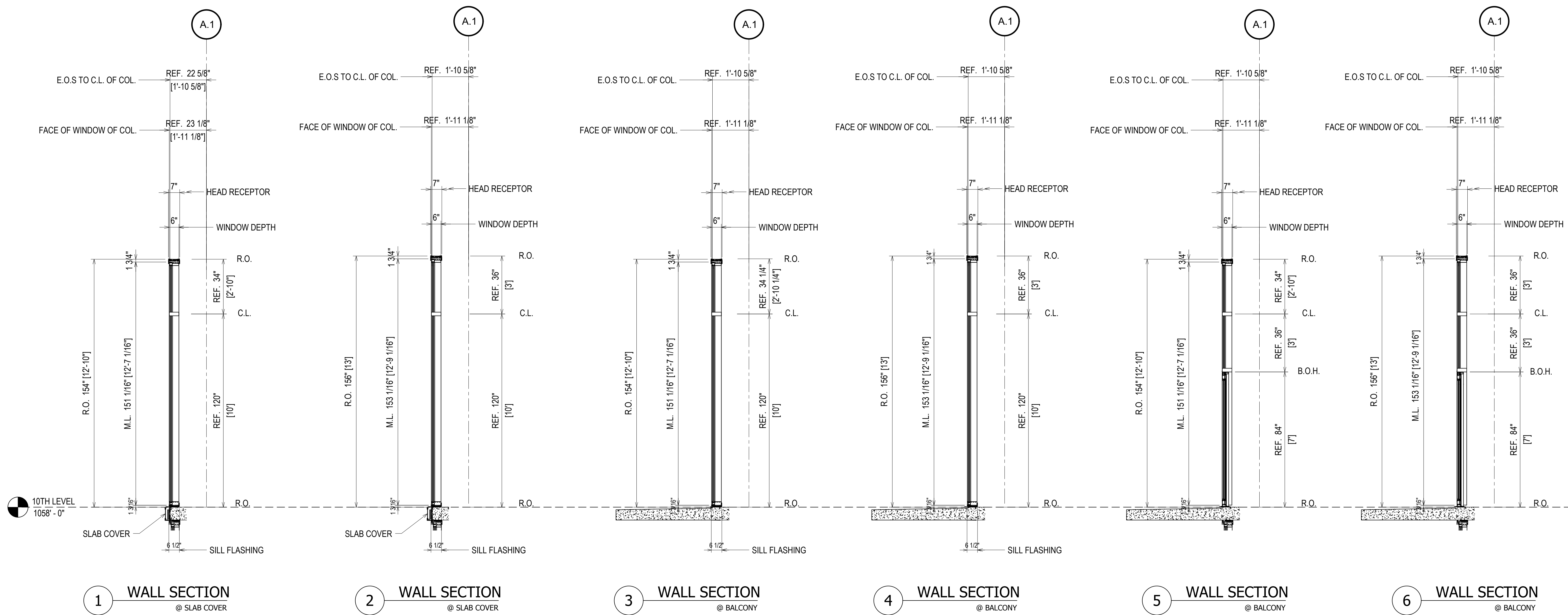
CAMPERDOWN APARTMENTS
 GREENVILLE, SC 29602



| | | | |
|-------------|----------|------|----------|
| DRAWN BY | CW | DATE | 09.24.18 |
| APPROVED BY | PA | DATE | 09.24.18 |
| SCALE | AS NOTED | | |
| FILE NO. | | | |

2.88

| | |
|-------------|------------------------------|
| DATE | 10/29/18 |
| DESCRIPTION | 1ST REVISION 2ND REVISION |
| REV. | A B |




1 WALL SECTION @ SLAB COVER 2 WALL SECTION @ SLAB COVER 3 WALL SECTION @ BALCONY 4 WALL SECTION @ BALCONY 5 WALL SECTION @ BALCONY 6 WALL SECTION @ BALCONY

| QUANTITY C3 | |
|-------------|----------|
| FLOOR | QUANTITY |
| PLAZA LEVEL | 0 |
| 1ST FLOOR | 0 |
| 2ND FLOOR | 0 |
| 3RD FLOOR | 0 |
| 4TH FLOOR | 0 |
| 5TH FLOOR | 0 |
| 6TH FLOOR | 0 |
| 7TH FLOOR | 0 |
| 8TH FLOOR | 0 |
| 9TH FLOOR | 0 |
| 10TH FLOOR | 1 |
| TOTAL | 1 |

WALL SECTION C3
 SCALE: 3/8" = 1'-0"
 KAWNEER FG-601T 2 1/4" X 6"
 WINDOW WALL SYSTEM (EXTERIOR INSTALLED)
 1" INSULATED GLASS - FRONT SET
 KAWNEER 2000T TERRACE DOORS
 QUANTITY: 1

FINISH:
CLEAR ANODIZED

CAMPERDOWN APARTMENTS
 GREENVILLE, SC 29602



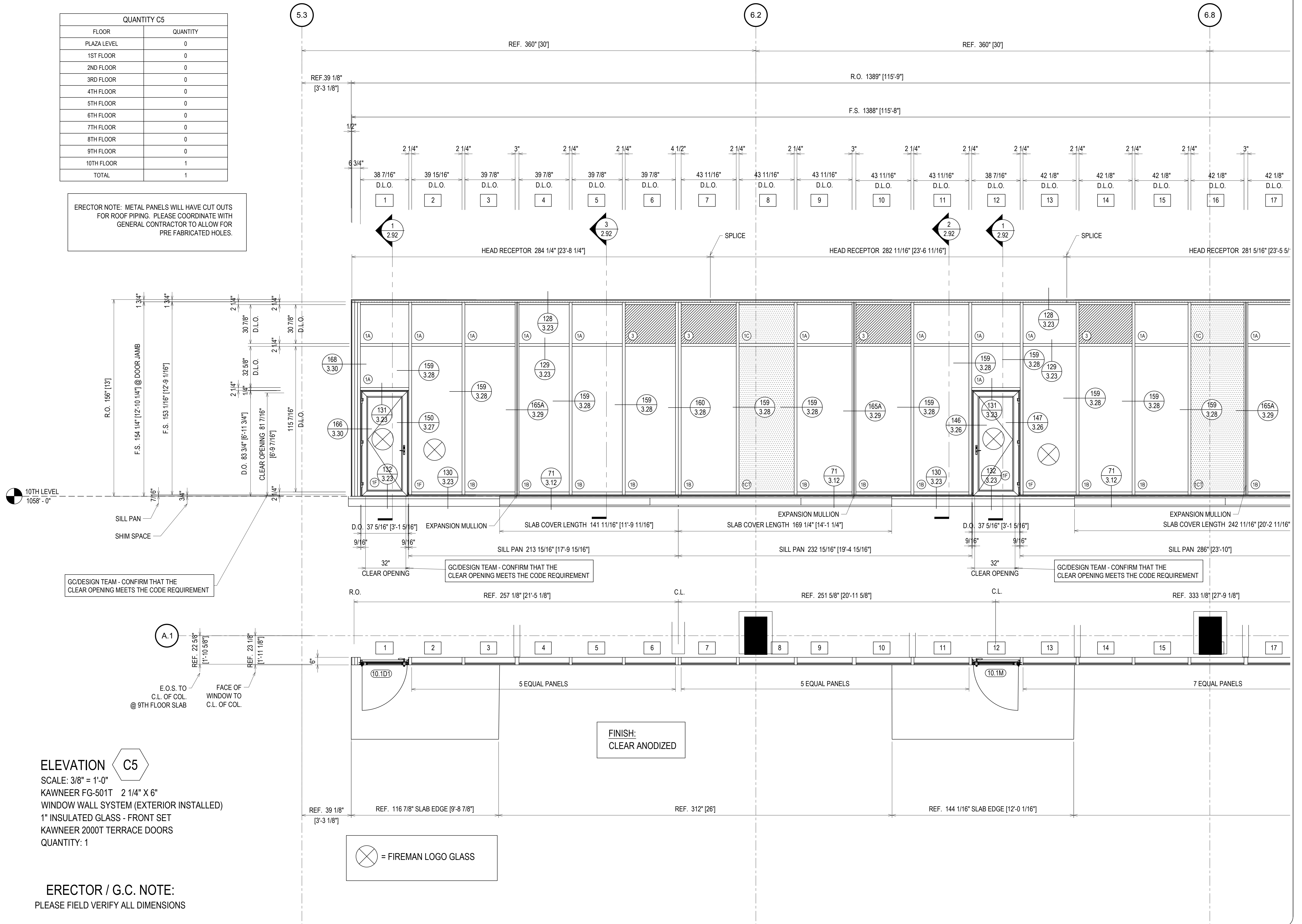
| | |
|-------------|----------|
| DRAWN BY | DATE |
| CW | 09.24.18 |
| APPROVED BY | DATE |
| PA | 09.24.18 |
| SCALE | AS NOTED |
| FILE NO | |

ERECTOR / G.C. NOTE:
PLEASE FIELD VERIFY ALL DIMENSIONS

2.89

| QUANTITY C5 | |
|-------------|----------|
| FLOOR | QUANTITY |
| PLAZA LEVEL | 0 |
| 1ST FLOOR | 0 |
| 2ND FLOOR | 0 |
| 3RD FLOOR | 0 |
| 4TH FLOOR | 0 |
| 5TH FLOOR | 0 |
| 6TH FLOOR | 0 |
| 7TH FLOOR | 0 |
| 8TH FLOOR | 0 |
| 9TH FLOOR | 0 |
| 10TH FLOOR | 1 |
| TOTAL | 1 |

ERECTOR NOTE: METAL PANELS WILL HAVE CUT OUTS FOR ROOF PIPING. PLEASE COORDINATE WITH GENERAL CONTRACTOR TO ALLOW FOR PRE FABRICATED HOLES.



GC/DESIGN TEAM - CONFIRM THAT THE CLEAR OPENING MEETS THE CODE REQUIREMENT

GC/DESIGN TEAM - CONFIRM THAT THE CLEAR OPENING MEETS THE CODE REQUIREMENT

GC/DESIGN TEAM - CONFIRM THAT THE CLEAR OPENING MEETS THE CODE REQUIREMENT

FINISH:
CLEAR ANODIZED

⊗ = FIREMAN LOGO GLASS

ELEVATION C5
SCALE: 3/8" = 1'-0"
KAWNEER FG-501T 2 1/4" X 6"
WINDOW WALL SYSTEM (EXTERIOR INSTALLED)
1" INSULATED GLASS - FRONT SET
KAWNEER 2000T TERRACE DOORS
QUANTITY: 1

ERECTOR / G.C. NOTE:
PLEASE FIELD VERIFY ALL DIMENSIONS

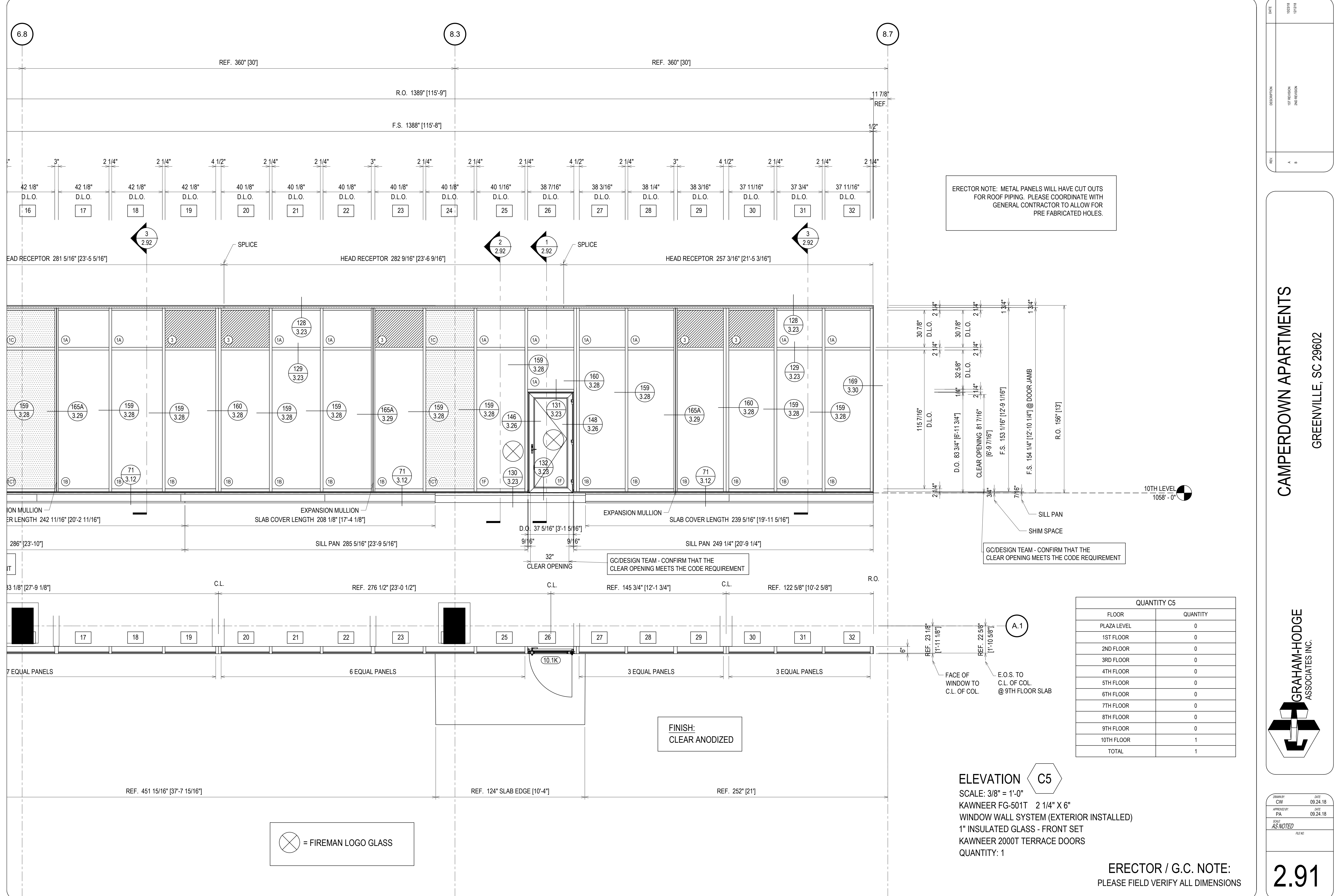
| REV. | DESCRIPTION | DATE |
|------|--------------|----------|
| A | 1ST REVISION | 10/29/18 |
| B | 2ND REVISION | 12/18/18 |

CAMPERDOWN APARTMENTS
GREENVILLE, SC 29602



| DESIGNED BY | DATE |
|-------------|----------|
| CW | 09.24.18 |
| APPROVED BY | DATE |
| PA | 09.24.18 |
| SCALE | FILE NO. |
| AS NOTED | |

2.90



ERECTOR NOTE: METAL PANELS WILL HAVE CUT OUTS FOR ROOF PIPING. PLEASE COORDINATE WITH GENERAL CONTRACTOR TO ALLOW FOR PRE FABRICATED HOLES.

GC/DESIGN TEAM - CONFIRM THAT THE CLEAR OPENING MEETS THE CODE REQUIREMENT

GC/DESIGN TEAM - CONFIRM THAT THE CLEAR OPENING MEETS THE CODE REQUIREMENT

| QUANTITY C5 | |
|-------------|----------|
| FLOOR | QUANTITY |
| PLAZA LEVEL | 0 |
| 1ST FLOOR | 0 |
| 2ND FLOOR | 0 |
| 3RD FLOOR | 0 |
| 4TH FLOOR | 0 |
| 5TH FLOOR | 0 |
| 6TH FLOOR | 0 |
| 7TH FLOOR | 0 |
| 8TH FLOOR | 0 |
| 9TH FLOOR | 0 |
| 10TH FLOOR | 1 |
| TOTAL | 1 |

ELEVATION C5

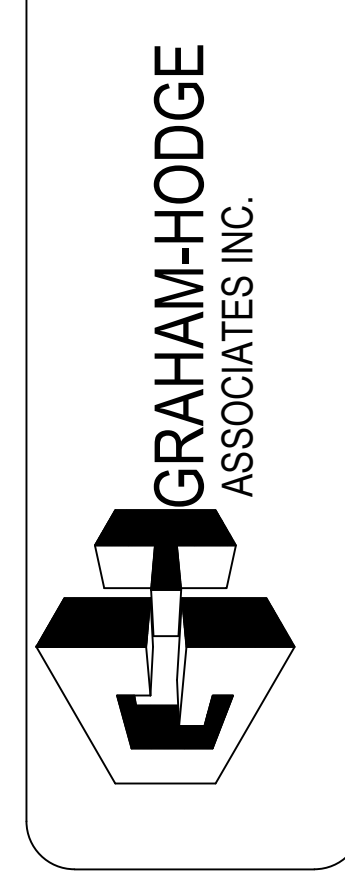
SCALE: 3/8" = 1'-0"
 KAWNEER FG-501T 2 1/4" X 6"
 WINDOW WALL SYSTEM (EXTERIOR INSTALLED)
 1" INSULATED GLASS - FRONT SET
 KAWNEER 2000T TERRACE DOORS
 QUANTITY: 1

ERECTOR / G.C. NOTE:
 PLEASE FIELD VERIFY ALL DIMENSIONS

⊗ = FIREMAN LOGO GLASS

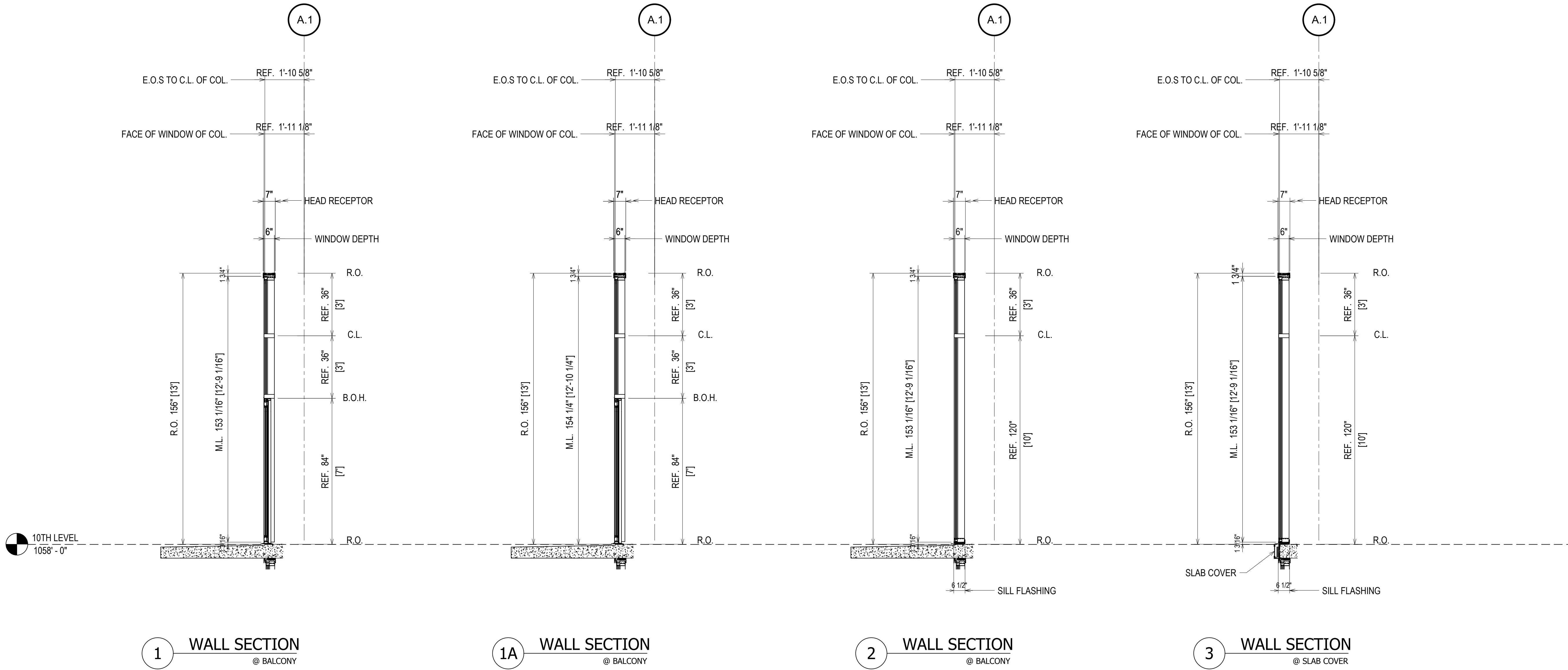
| | |
|-------------|------------------------------|
| DATE | 10/20/18 |
| DESCRIPTION | 1ST REVISION 2ND REVISION |
| REV | A B |

CAMPERDOWN APARTMENTS
 GREENVILLE, SC 29602



| | |
|-------------|----------|
| DRAWN BY | DATE |
| CW | 09.24.18 |
| APPROVED BY | SHEET |
| PA | 09.24.18 |
| SCALE | FILE NO |
| AS NOTED | |

2.91



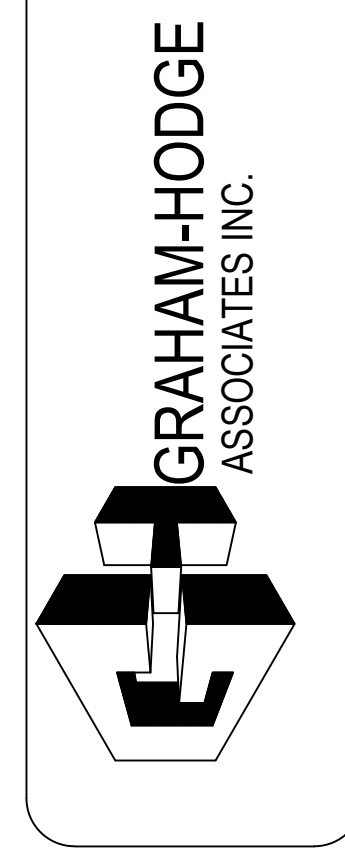
WALL SECTION C5
 SCALE: 3/8" = 1'-0"
 KAWNEER FG-501T 2 1/4" X 6"
 WINDOW WALL SYSTEM (EXTERIOR INSTALLED)
 1" INSULATED GLASS - FRONT SET
 KAWNEER 2000T TERRACE DOORS
 QUANTITY: 1

FINISH:
 CLEAR ANODIZED

ERECTOR / G.C. NOTE:
 PLEASE FIELD VERIFY ALL DIMENSIONS

| | | |
|------|--------------|----------|
| REV. | DESCRIPTION | DATE |
| A | 1ST REVISION | 10/23/18 |
| B | 2ND REVISION | 12/18/18 |

CAMPERDOWN APARTMENTS
 GREENVILLE, SC 29602




| | |
|-------------|----------|
| DRAWN BY | DATE |
| CW | 09.24.18 |
| APPROVED BY | DATE |
| PA | 09.24.18 |
| SCALE | |
| AS NOTED | |
| FILE NO. | |

2.92

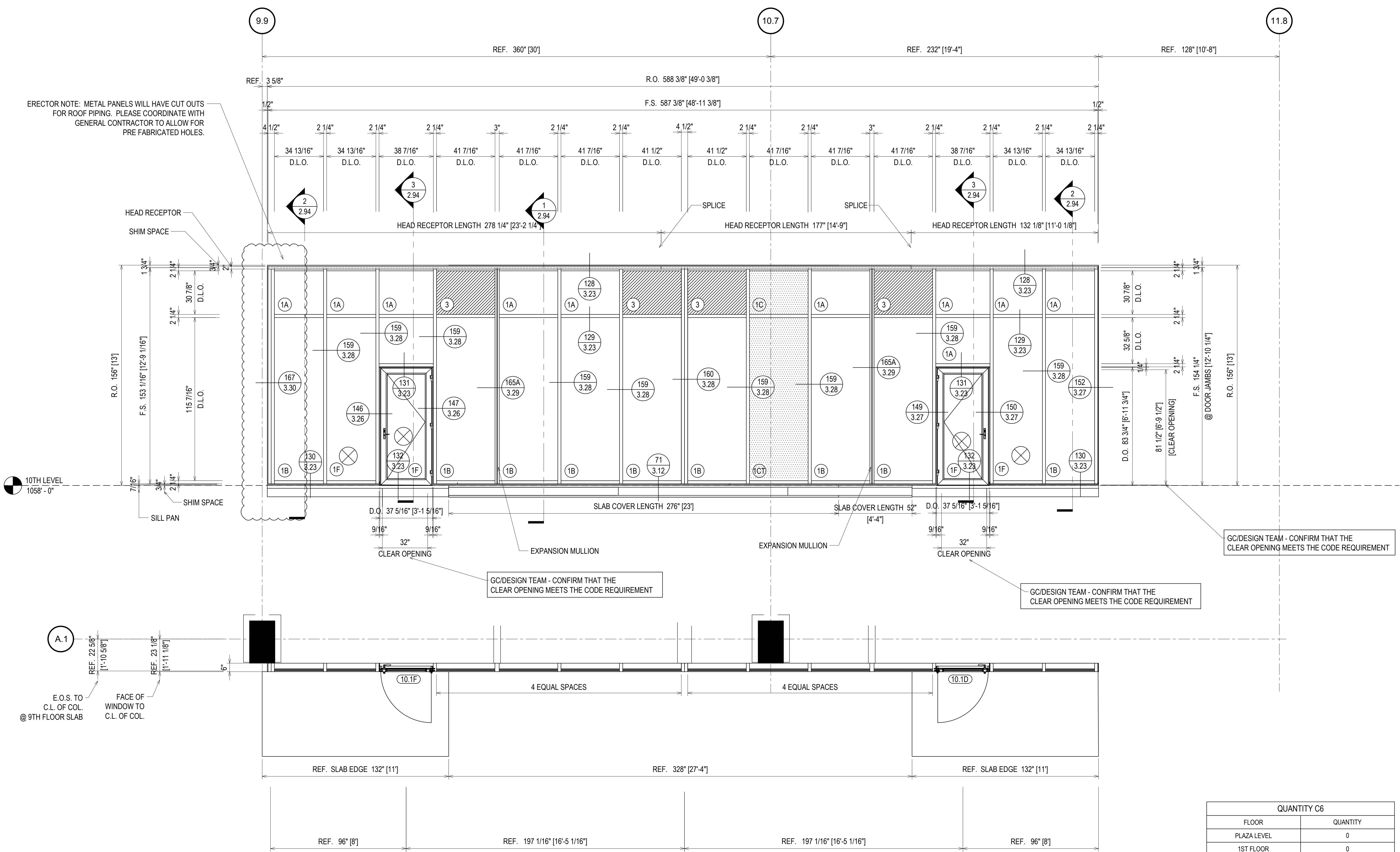
| | |
|-------------|------------------------------|
| DATE | 10/22/18 |
| DESCRIPTION | 1ST REVISION 2ND REVISION |
| REV. | A B |

CAMPERDOWN APARTMENTS
GREENVILLE, SC 29602



| | |
|-------------|----------|
| DRAWN BY | DATE |
| CW | 09.24.18 |
| APPROVED BY | DATE |
| PA | 09.24.18 |
| SCALE | AS NOTED |
| FILE NO. | |

2.93



ERECTOR NOTE: METAL PANELS WILL HAVE CUT OUTS FOR ROOF PIPING. PLEASE COORDINATE WITH GENERAL CONTRACTOR TO ALLOW FOR PRE FABRICATED HOLES.

GC/DESIGN TEAM - CONFIRM THAT THE CLEAR OPENING MEETS THE CODE REQUIREMENT

GC/DESIGN TEAM - CONFIRM THAT THE CLEAR OPENING MEETS THE CODE REQUIREMENT

GC/DESIGN TEAM - CONFIRM THAT THE CLEAR OPENING MEETS THE CODE REQUIREMENT

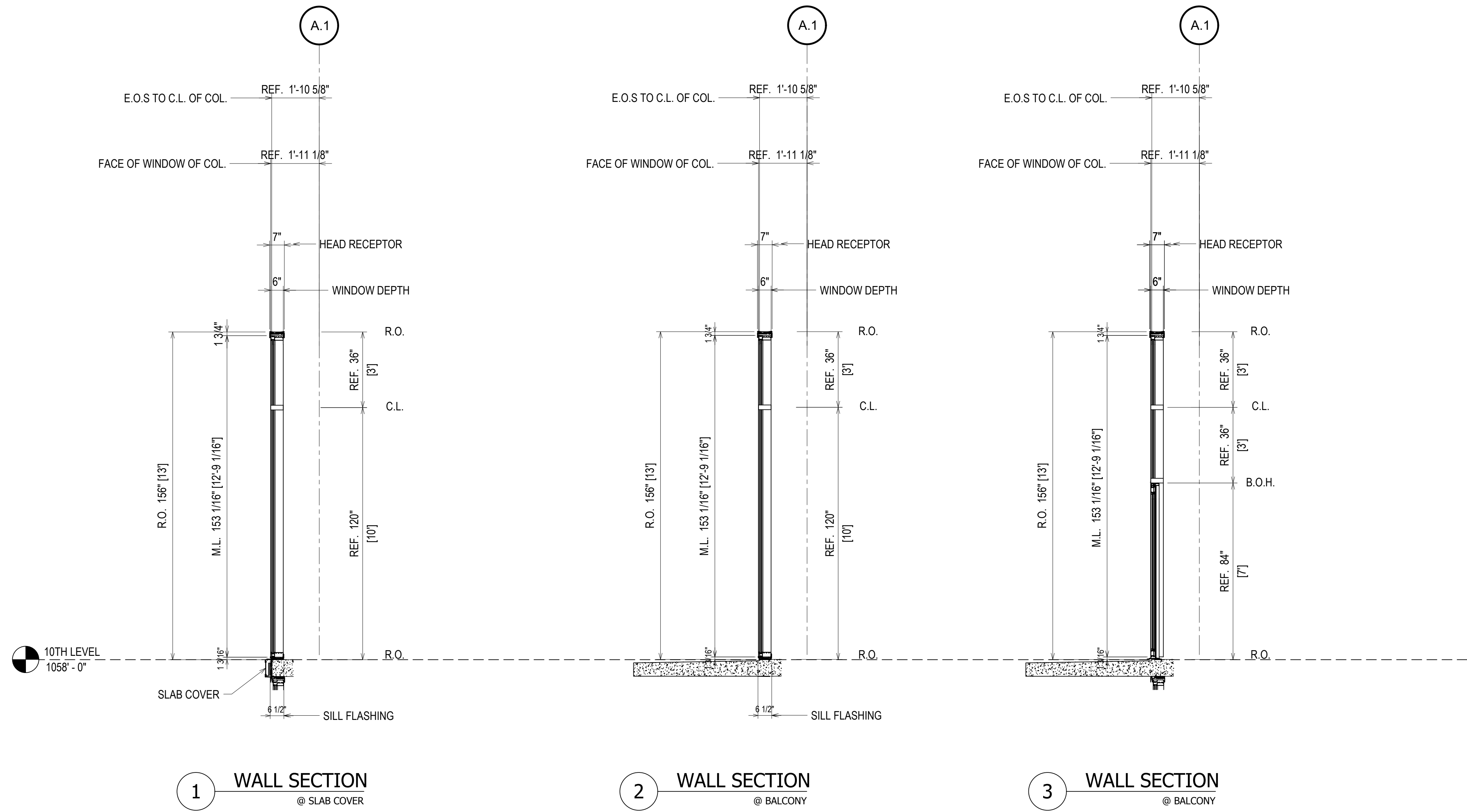
ELEVATION C6
SCALE: 3/8" = 1'-0"
KAWNEER FG-501T 2 1/4" X 6"
WINDOW WALL SYSTEM (EXTERIOR INSTALLED)
1" INSULATED GLASS - FRONT SET
KAWNEER 2000T TERRACE DOORS
QUANTITY: 1

⊗ = FIREMAN LOGO GLASS

FINISH:
CLEAR ANODIZED

| QUANTITY C6 | |
|-------------|----------|
| FLOOR | QUANTITY |
| PLAZA LEVEL | 0 |
| 1ST FLOOR | 0 |
| 2ND FLOOR | 0 |
| 3RD FLOOR | 0 |
| 4TH FLOOR | 0 |
| 5TH FLOOR | 0 |
| 6TH FLOOR | 0 |
| 7TH FLOOR | 0 |
| 8TH FLOOR | 0 |
| 9TH FLOOR | 0 |
| 10TH FLOOR | 1 |
| TOTAL | 1 |

ERECTOR / G.C. NOTE:
PLEASE FIELD VERIFY ALL DIMENSIONS



1 WALL SECTION
@ SLAB COVER

2 WALL SECTION
@ BALCONY

3 WALL SECTION
@ BALCONY

WALL SECTION C6
SCALE: 3/8" = 1'-0"
KAWNEER FG-501T 2 1/4" X 6"
WINDOW WALL SYSTEM (EXTERIOR INSTALLED)
1" INSULATED GLASS - FRONT SET
KAWNEER 2000T TERRACE DOORS
QUANTITY: 1

FINISH:
CLEAR ANODIZED

ERECTOR / G.C. NOTE:
PLEASE FIELD VERIFY ALL DIMENSIONS

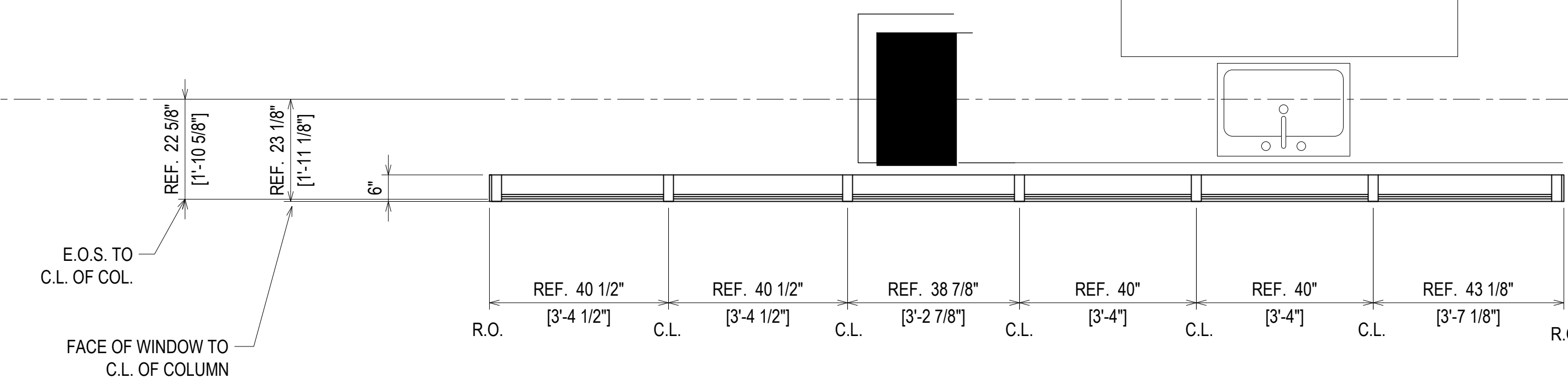
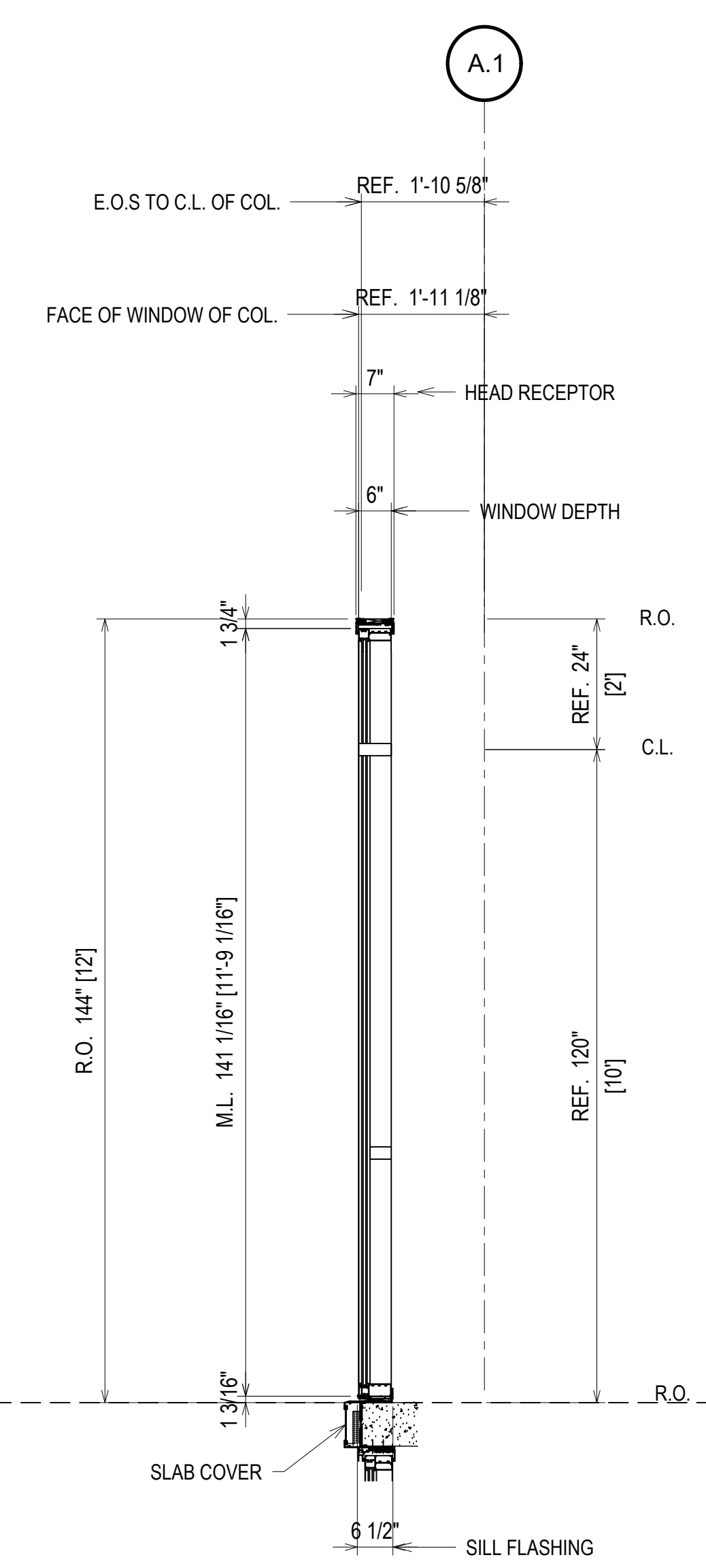
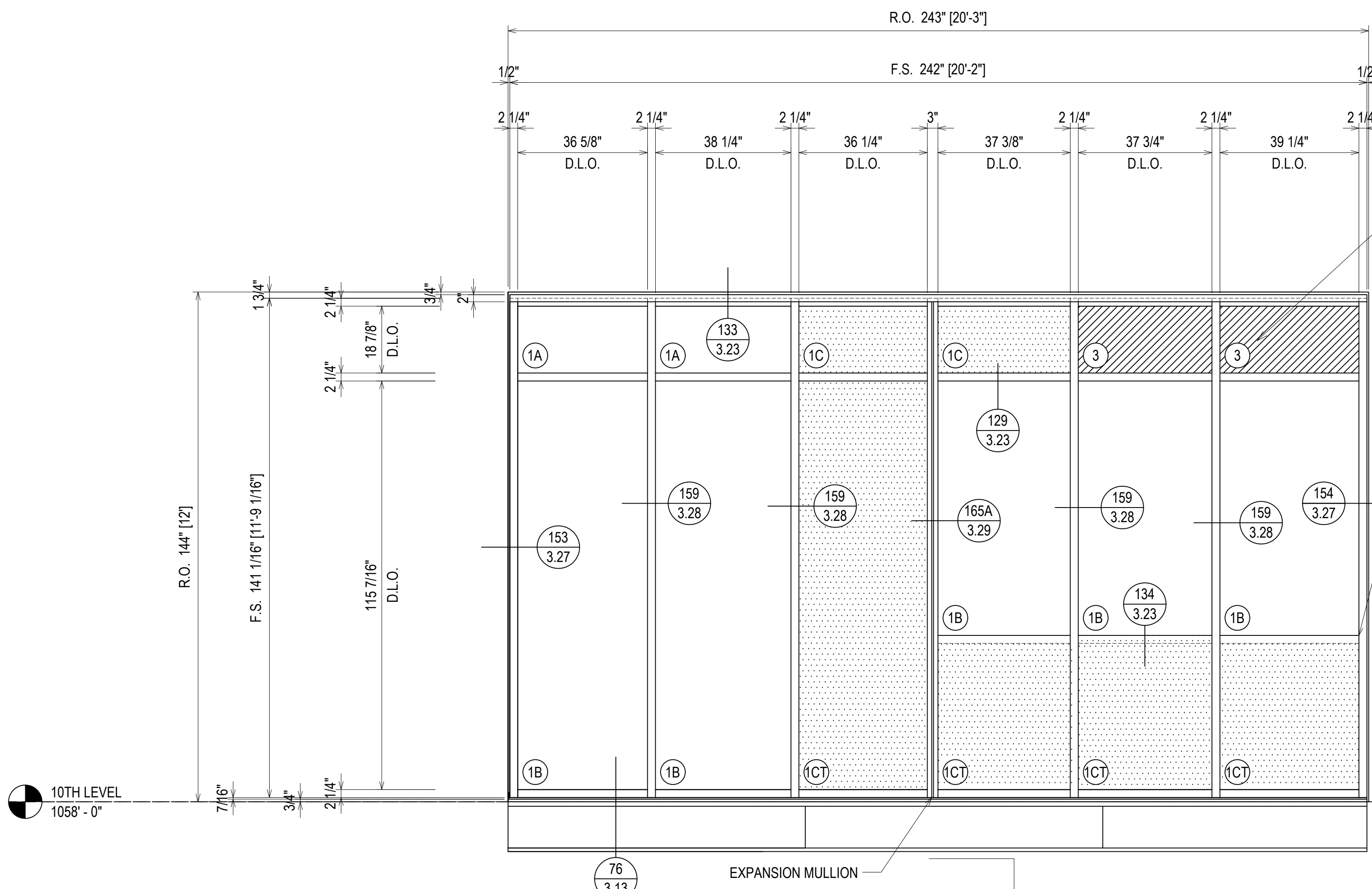
| REV. | DESCRIPTION | DATE |
|------|--------------|----------|
| A | 1ST REVISION | 10/29/18 |
| B | 2ND REVISION | 12/19/18 |

CAMPERDOWN APARTMENTS
GREENVILLE, SC 29602



| | |
|--------------------|-------------------|
| DRAWN BY: CW | DATE: 09.24.18 |
| APPROVED BY: PA | DATE: 09.24.18 |
| SCALE: AS NOTED | FILE NO: |

2.94



FINISH:
CLEAR ANODIZED

⊗ = FIREMAN LOGO GLASS


| QUANTITY C7 | |
|-------------|----------|
| FLOOR | QUANTITY |
| PLAZA LEVEL | 0 |
| 1ST FLOOR | 0 |
| 2ND FLOOR | 0 |
| 3RD FLOOR | 0 |
| 4TH FLOOR | 0 |
| 5TH FLOOR | 1 |
| 6TH FLOOR | 0 |
| 7TH FLOOR | 0 |
| 8TH FLOOR | 0 |
| 9TH FLOOR | 0 |
| 10TH FLOOR | 1 |
| TOTAL | 1 |

ELEVATION **C7**
SCALE: 1/2" = 1'-0"
KAWNEER FG-501T 2 1/4" X 6"
WINDOW WALL SYSTEM (EXTERIOR INSTALLED)
1" INSULATED GLASS - FRONT SET
QUANTITY: 1

ERECTOR / G.C. NOTE:
PLEASE FIELD VERIFY ALL DIMENSIONS

| REV. | DESCRIPTION | DATE |
|------|--------------|----------|
| A | 1ST REVISION | 10/29/18 |
| B | 2ND REVISION | 12/18/18 |

CAMPERDOWN APARTMENTS
GREENVILLE, SC 29602



| | |
|-------------------|------------------|
| DRAWN BY CW | DATE 09.24.18 |
| APPROVED BY PA | DATE 09.24.18 |
| SCALE AS NOTED | FILE NO. |

2.95

| QUANTITY W1 | |
|-------------|----------|
| FLOOR | QUANTITY |
| PLAZA LEVEL | 0 |
| 1ST FLOOR | 0 |
| 2ND FLOOR | 0 |
| 3RD FLOOR | 0 |
| 4TH FLOOR | 0 |
| 5TH FLOOR | 0 |
| 6TH FLOOR | 0 |
| 7TH FLOOR | 0 |
| 8TH FLOOR | 0 |
| 9TH FLOOR | 0 |
| 10TH FLOOR | 1 |
| TOTAL | 1 |

LEVEL 10
1058'-0"

GC/DESIGN TEAM - CONFIRM THAT THE CLEAR OPENING MEETS THE CODE REQUIREMENT

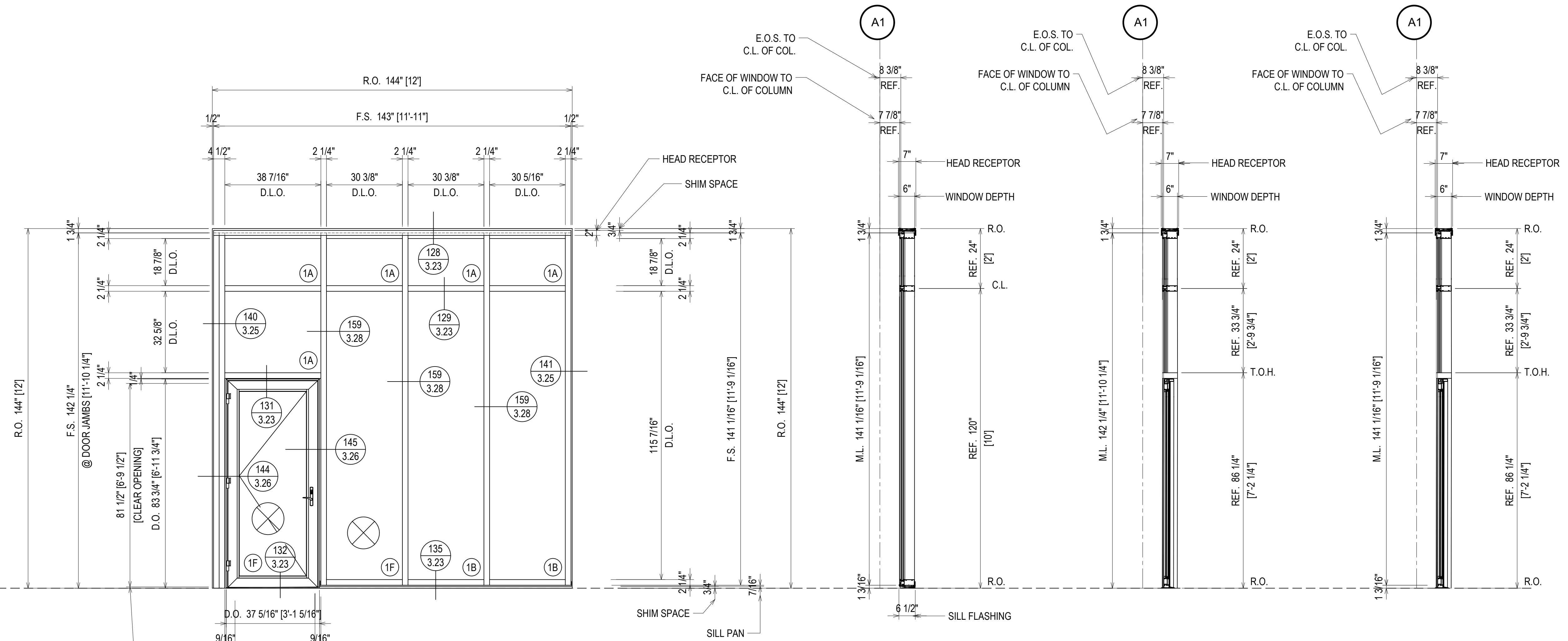
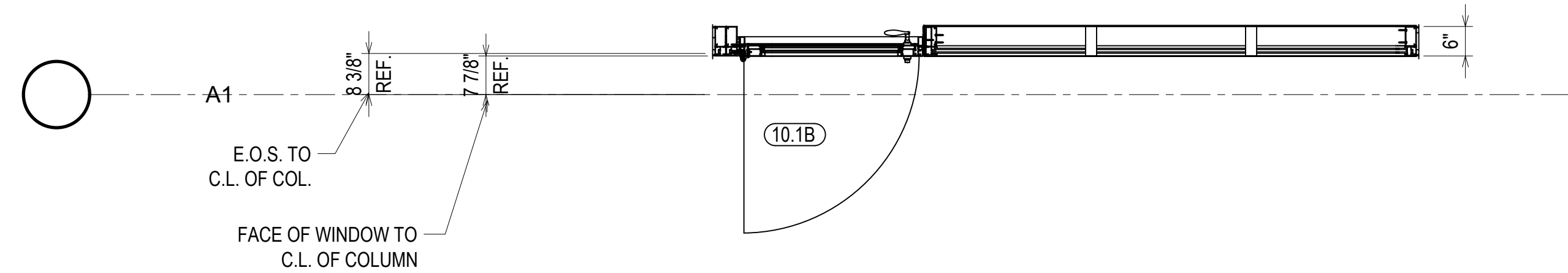
FINISH:
CLEAR ANODIZED

ELEVATION

C8

SCALE: 1/2" = 1'-0"
KAWNEER FG-501T 2 1/4" X 6"
WINDOW WALL SYSTEM (EXTERIOR INSTALLED)
1" INSULATED GLASS - FRONT SET
KAWNEER 2000T TERRACE DOORS
QUANTITY: 1

 = FIREMAN LOGO GLASS



| REV. | DESCRIPTION | DATE |
|------|--------------|----------|
| A | 1ST REVISION | 10/29/18 |
| B | 2ND REVISION | 12/19/18 |

CAMPERDOWN APARTMENTS

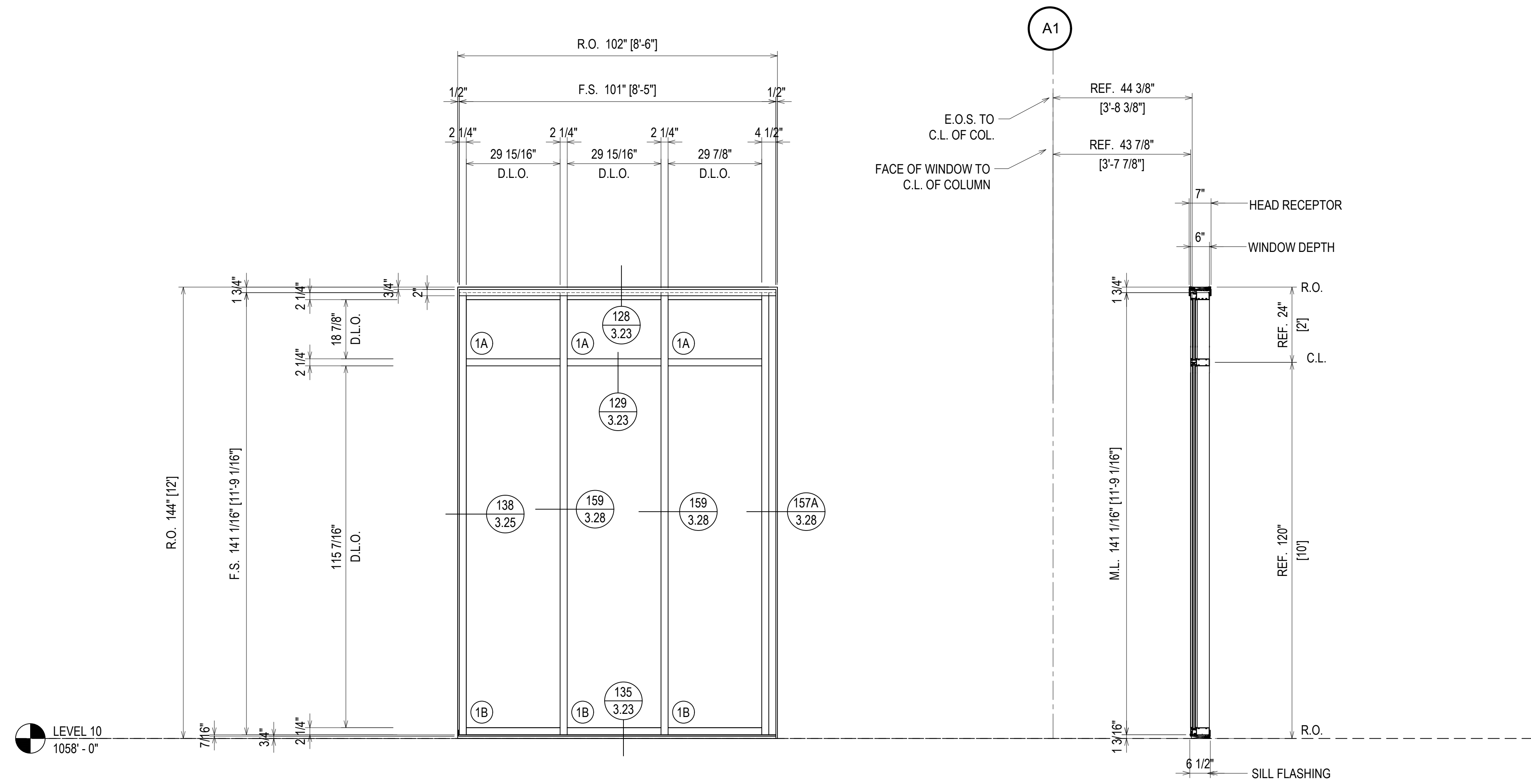
GREENVILLE, SC 29602



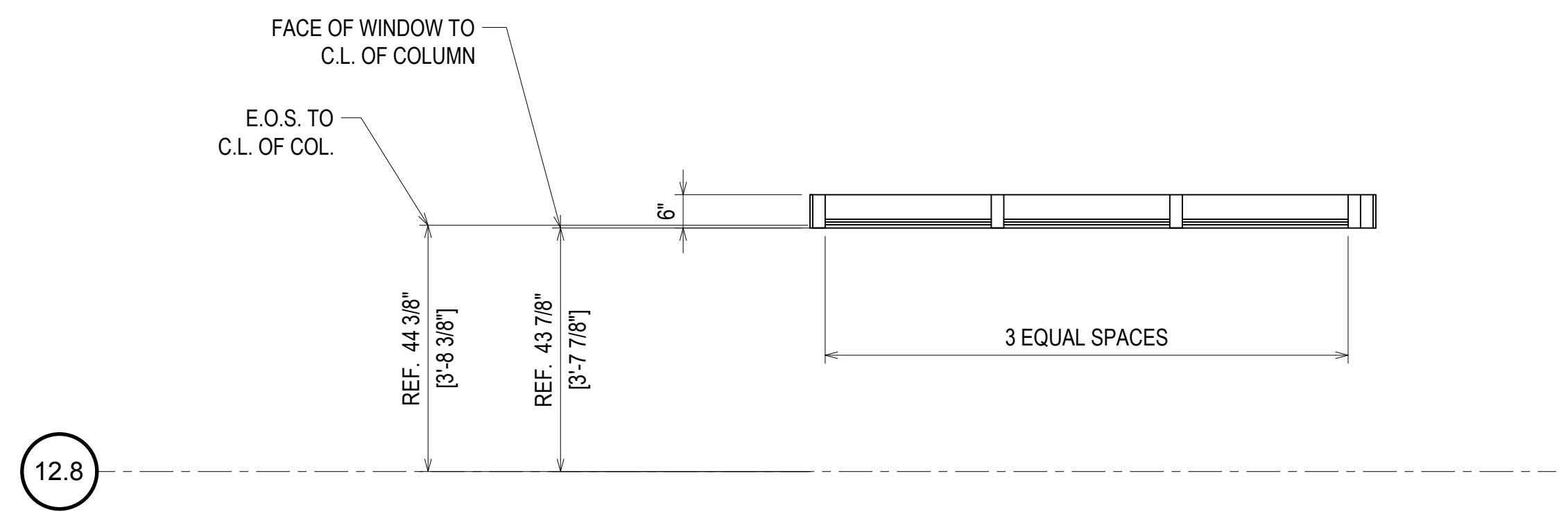
| | |
|-------------------|------------------|
| DRAWN BY CW | DATE 09.24.18 |
| APPROVED BY PA | DATE 09.24.18 |
| SCALE AS NOTED | FILE NO. |

ERECTOR / G.C. NOTE:
PLEASE FIELD VERIFY ALL DIMENSIONS

2.96



FINISH:
CLEAR ANODIZED



⊗ = FIREMAN LOGO GLASS

| QUANTITY C9 | |
|-------------|----------|
| FLOOR | QUANTITY |
| PLAZA LEVEL | 0 |
| 1ST FLOOR | 0 |
| 2ND FLOOR | 0 |
| 3RD FLOOR | 0 |
| 4TH FLOOR | 0 |
| 5TH FLOOR | 0 |
| 6TH FLOOR | 0 |
| 7TH FLOOR | 0 |
| 8TH FLOOR | 0 |
| 9TH FLOOR | 0 |
| 10TH FLOOR | 1 |
| TOTAL | 1 |

ELEVATION C9
 SCALE: 1/2" = 1'-0"
 KAWNEER FG-501T 2 1/4" X 6"
 WINDOW WALL SYSTEM (EXTERIOR INSTALLED)
 1" INSULATED GLASS - FRONT SET
 QUANTITY: 1

ERECTOR / G.C. NOTE:
PLEASE FIELD VERIFY ALL DIMENSIONS

| REV. | DESCRIPTION | DATE |
|------|--------------|----------|
| A | 1ST REVISION | 10/23/18 |
| B | 2ND REVISION | 12/18/18 |

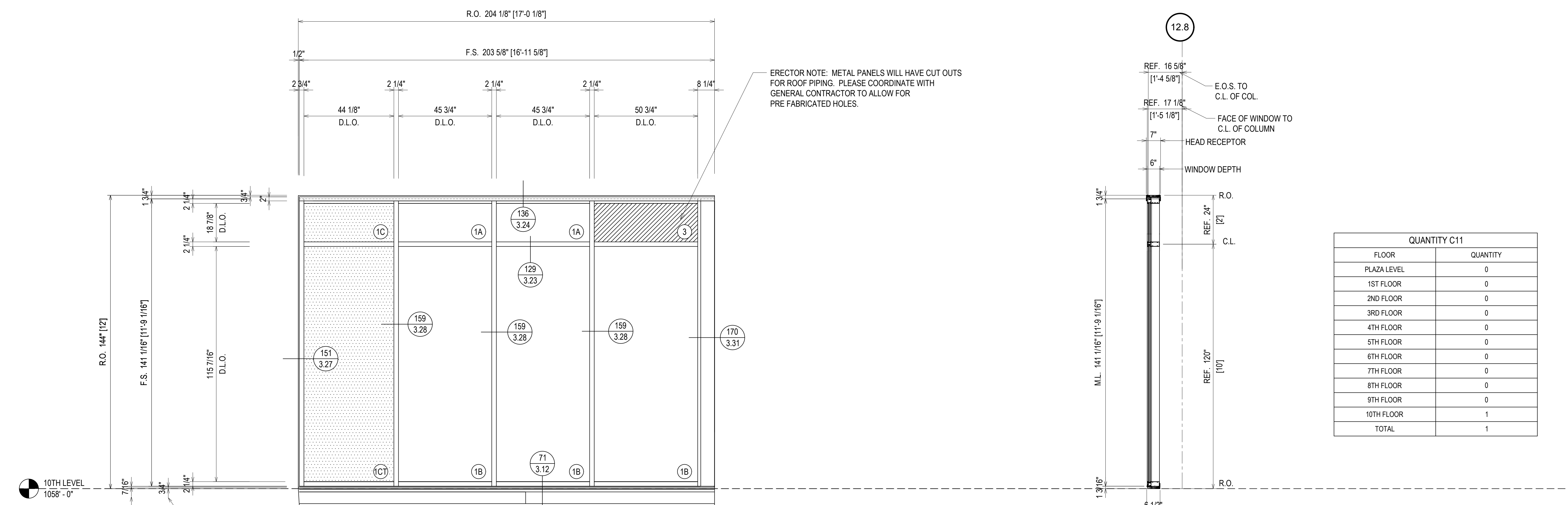
CAMPERDOWN APARTMENTS
 GREENVILLE, SC 29602



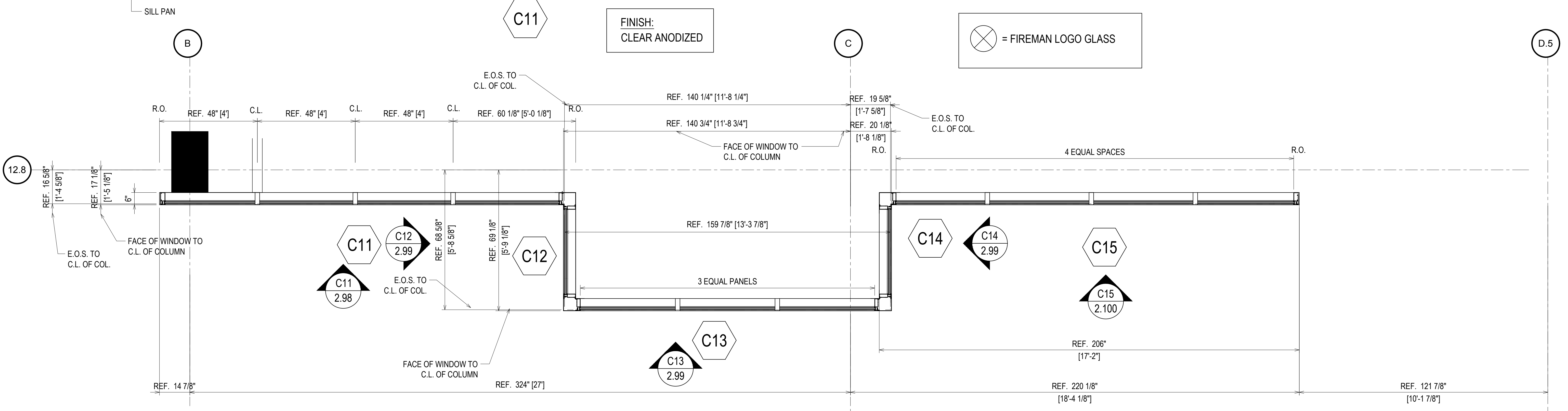
| | |
|-----------------|----------------|
| DRAWN BY: CW | DATE: 09.24.18 |
| APPROVED BY: PA | DATE: 09.24.18 |
| SCALE: AS NOTED | FILE NO: |

2.97

| | |
|-------------|------------------------------|
| DATE | 10/20/18 |
| DESCRIPTION | 1ST REVISION 2ND REVISION |
| REV. | A B |




| QUANTITY C11 | |
|--------------|----------|
| FLOOR | QUANTITY |
| PLAZA LEVEL | 0 |
| 1ST FLOOR | 0 |
| 2ND FLOOR | 0 |
| 3RD FLOOR | 0 |
| 4TH FLOOR | 0 |
| 5TH FLOOR | 0 |
| 6TH FLOOR | 0 |
| 7TH FLOOR | 0 |
| 8TH FLOOR | 0 |
| 9TH FLOOR | 0 |
| 10TH FLOOR | 1 |
| TOTAL | 1 |



ELEVATION C11
 SCALE: 1/2" = 1'-0"
 KAWNEER FG-501T 2 1/4" X 6"
 WINDOW WALL SYSTEM (EXTERIOR INSTALLED)
 1" INSULATED GLASS - FRONT SET
 QUANTITY: 1

ERECTOR / G.C. NOTE:
 PLEASE FIELD VERIFY ALL DIMENSIONS

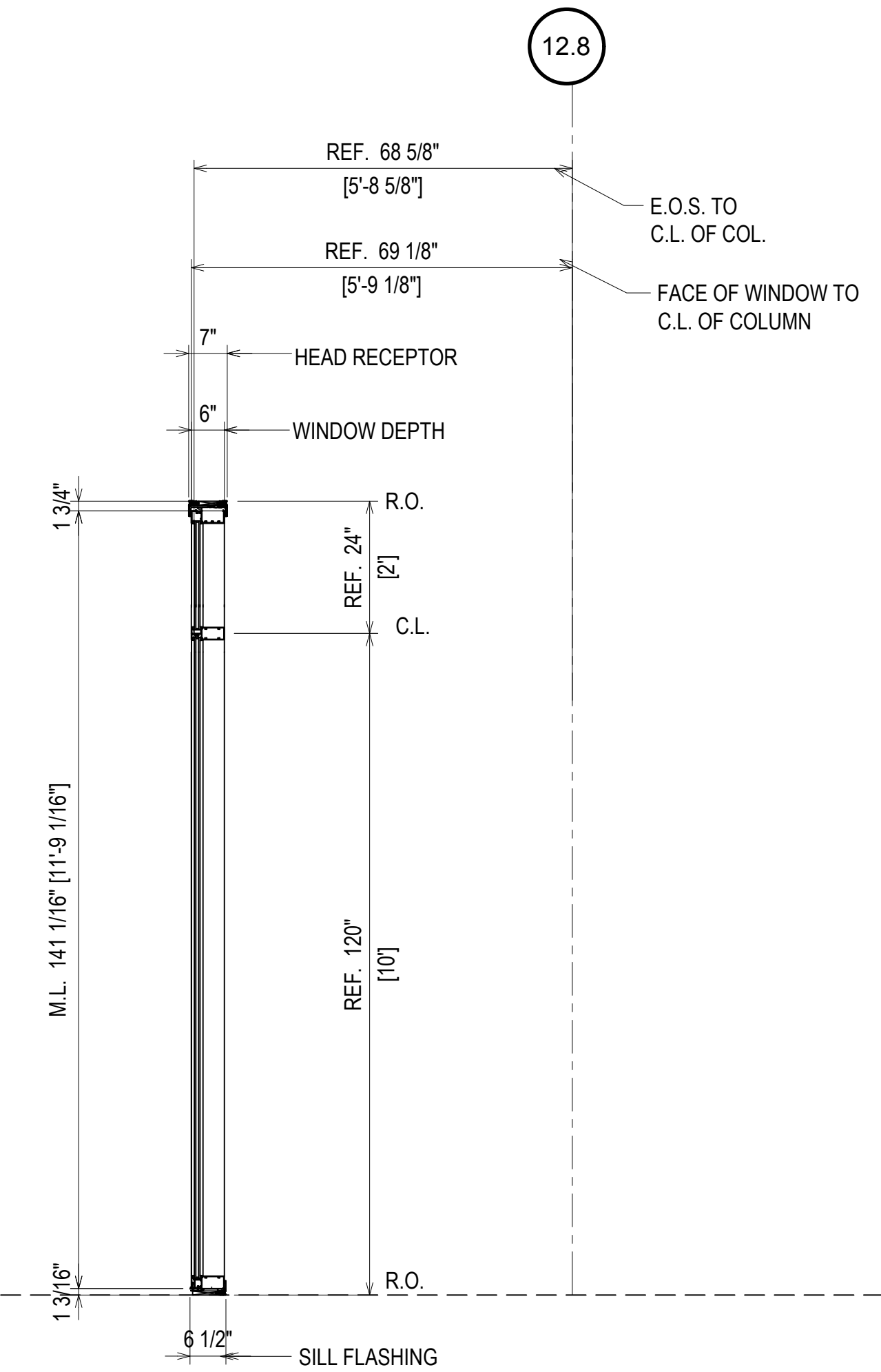
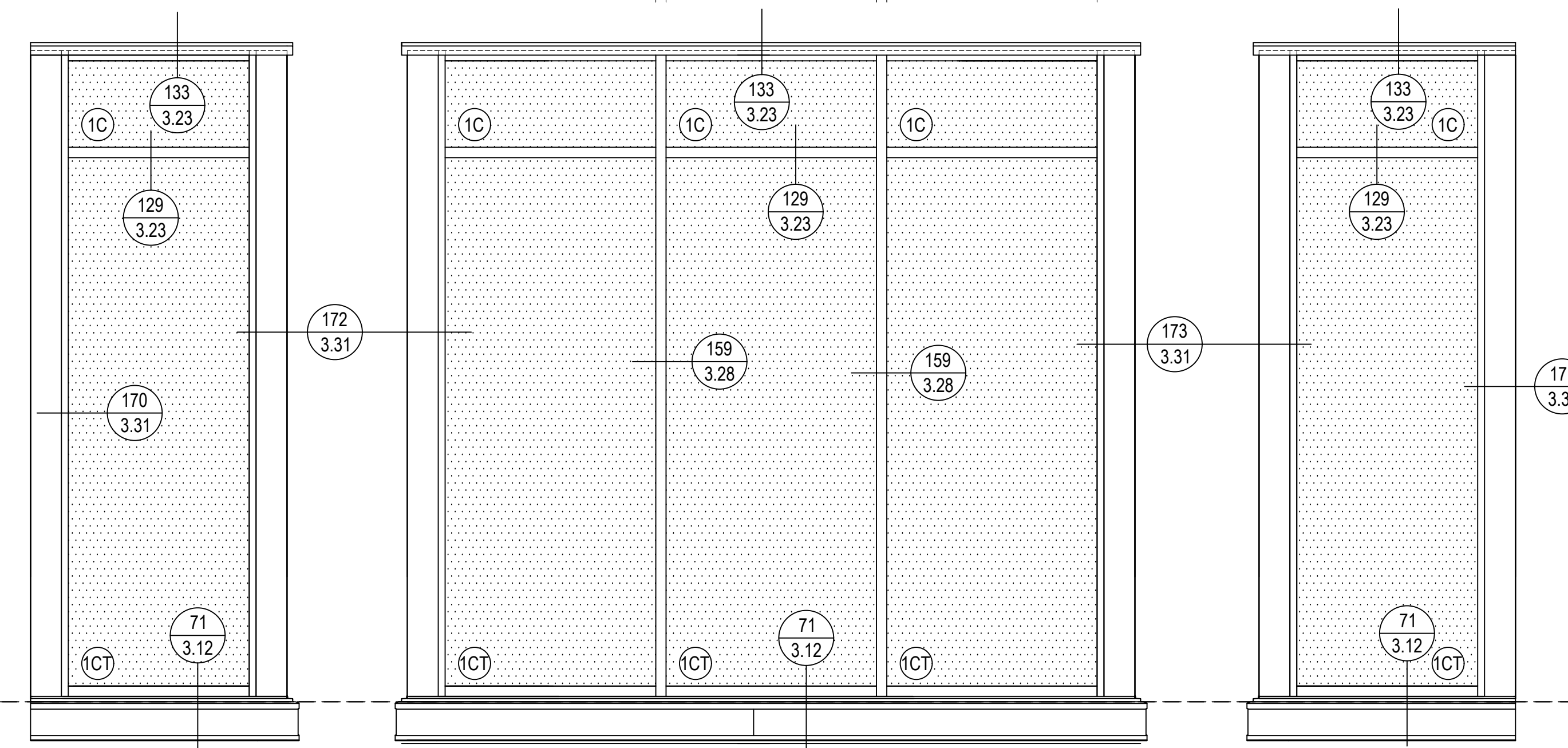
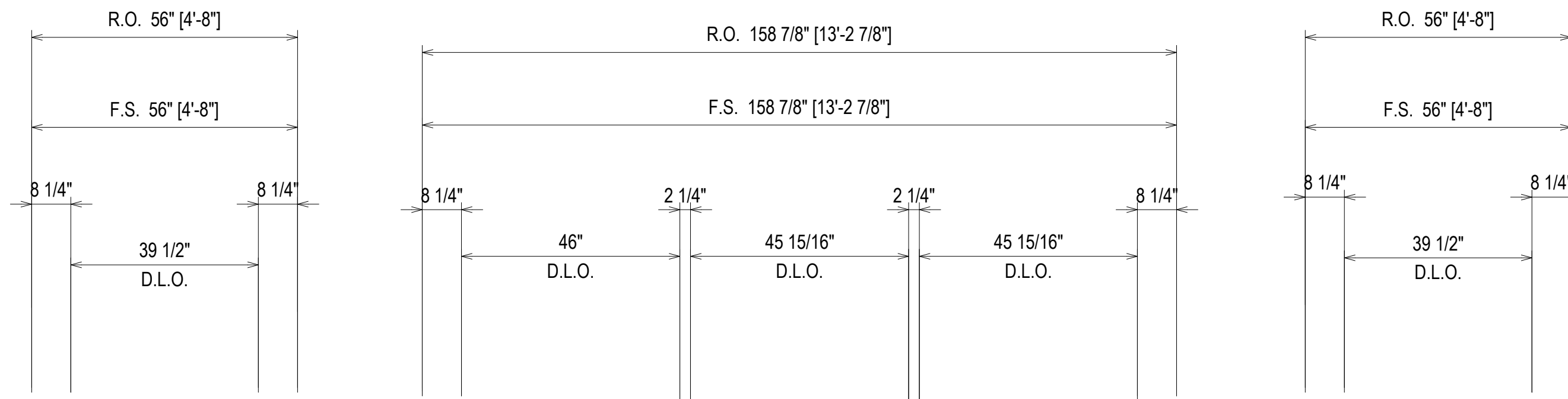
CAMPERDOWN APARTMENTS
 GREENVILLE, SC 29602



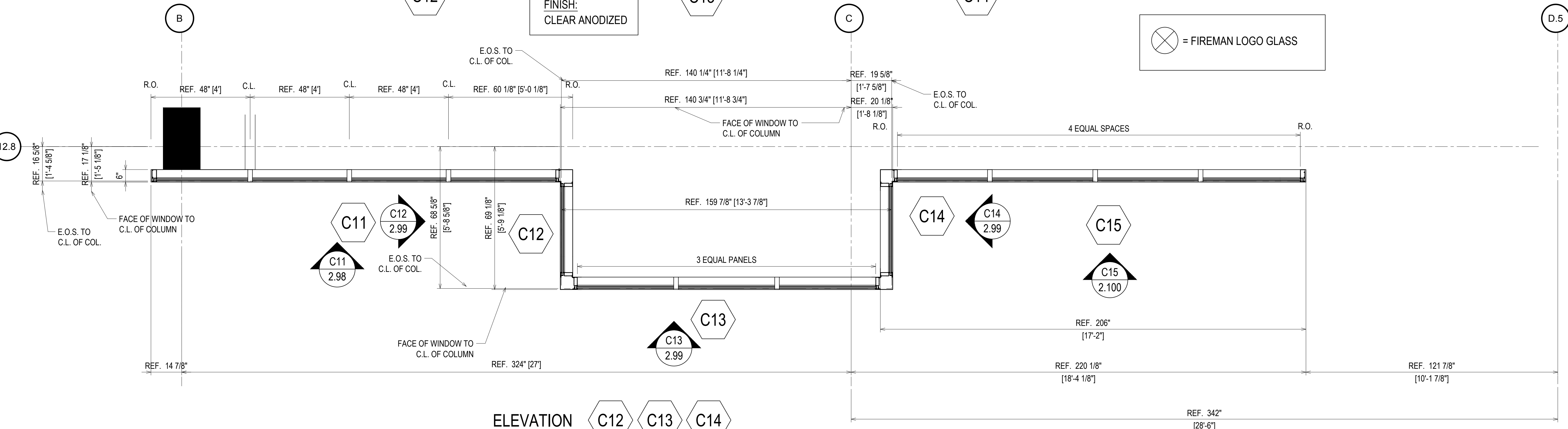
| | |
|-------------|----------|
| DRAWN BY | DATE |
| CW | 09.24.18 |
| APPROVED BY | SHEET |
| PA | 09.24.18 |
| SCALE | FILE NO. |
| AS NOTED | |

2.98

| QUANTITY C12 - C13- C14 | |
|-------------------------|----------|
| FLOOR | QUANTITY |
| PLAZA LEVEL | 0 |
| 1ST FLOOR | 0 |
| 2ND FLOOR | 0 |
| 3RD FLOOR | 0 |
| 4TH FLOOR | 0 |
| 5TH FLOOR | 0 |
| 6TH FLOOR | 0 |
| 7TH FLOOR | 0 |
| 8TH FLOOR | 0 |
| 9TH FLOOR | 0 |
| 10TH FLOOR | 1 |
| TOTAL | 1 |



10TH LEVEL
1058'-0"



ELEVATION C12 C13 C14
 SCALE: 1/2" = 1'-0"
 KAWNEER FG-501T 2 1/4" X 6"
 WINDOW WALL SYSTEM (EXTERIOR INSTALLED)
 1" INSULATED GLASS - FRONT SET
 QUANTITY: 1

ERECTOR / G.C. NOTE:
 PLEASE FIELD VERIFY ALL DIMENSIONS

| REV. | DESCRIPTION | DATE |
|------|--------------|----------|
| A | 1ST REVISION | 10/22/18 |
| B | 2ND REVISION | 12/18/18 |

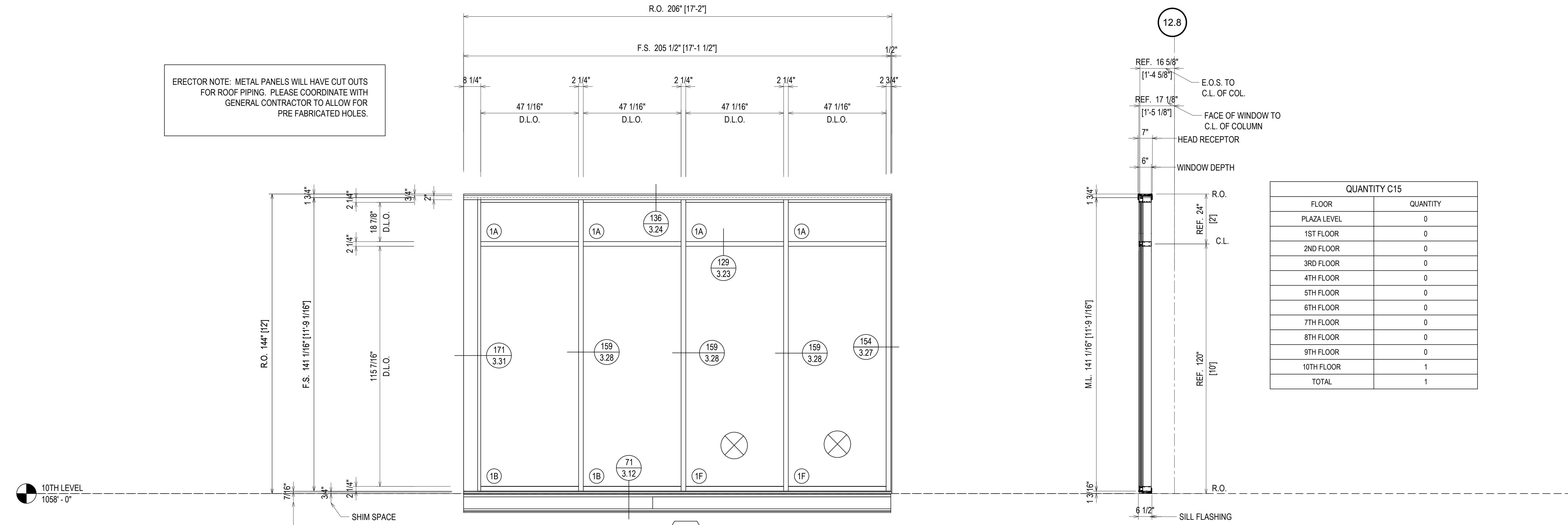
CAMPERDOWN APARTMENTS
 GREENVILLE, SC 29602



| DRAWN BY | DATE |
|-------------|----------|
| CW | 09.24.18 |
| APPROVED BY | DATE |
| PA | 09.24.18 |
| SCALE | FILE NO. |
| AS NOTED | |

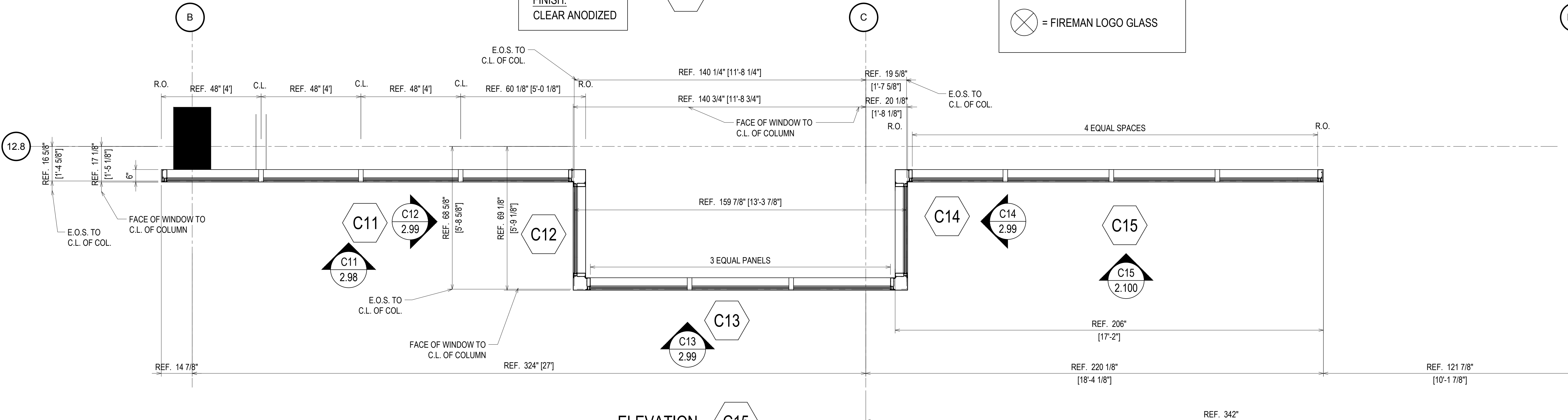
2.99

ERECTOR NOTE: METAL PANELS WILL HAVE CUT OUTS FOR ROOF PIPING. PLEASE COORDINATE WITH GENERAL CONTRACTOR TO ALLOW FOR PRE FABRICATED HOLES.



| QUANTITY C15 | |
|--------------|----------|
| FLOOR | QUANTITY |
| PLAZA LEVEL | 0 |
| 1ST FLOOR | 0 |
| 2ND FLOOR | 0 |
| 3RD FLOOR | 0 |
| 4TH FLOOR | 0 |
| 5TH FLOOR | 0 |
| 6TH FLOOR | 0 |
| 7TH FLOOR | 0 |
| 8TH FLOOR | 0 |
| 9TH FLOOR | 0 |
| 10TH FLOOR | 1 |
| TOTAL | 1 |

10TH LEVEL
1058' - 0"



FINISH:
CLEAR ANODIZED


⊗ = FIREMAN LOGO GLASS

ELEVATION C15
SCALE: 1/2" = 1'-0"
KAWNEER FG-501T 2 1/4" X 6"
WINDOW WALL SYSTEM (EXTERIOR INSTALLED)
1" INSULATED GLASS - FRONT SET
QUANTITY: 1

ERECTOR / G.C. NOTE:
PLEASE FIELD VERIFY ALL DIMENSIONS

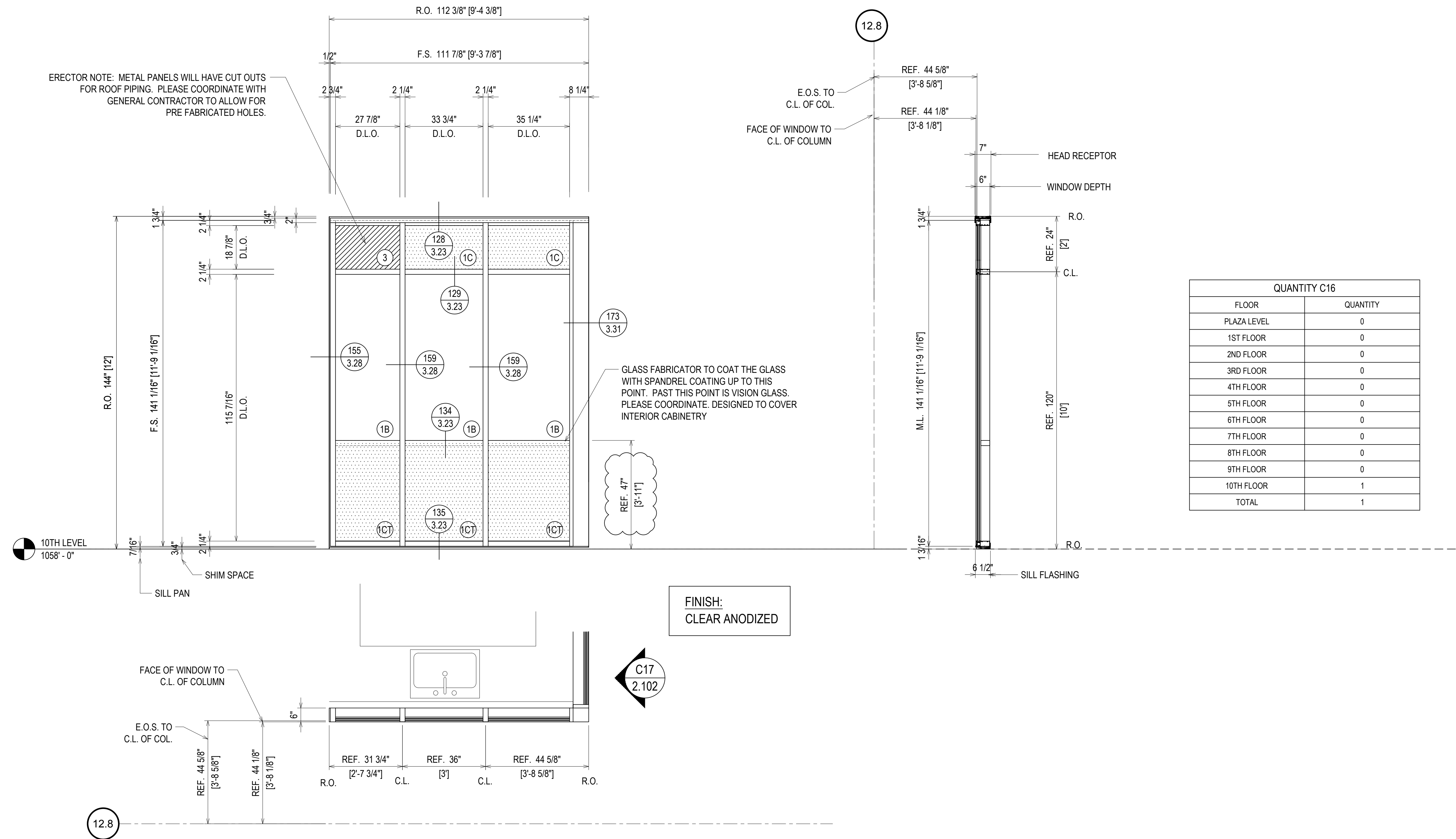
| REV. | DESCRIPTION | DATE |
|------|--------------|----------|
| A | 1ST REVISION | 10/22/18 |
| B | 2ND REVISION | 12/18/18 |

CAMPERDOWN APARTMENTS
GREENVILLE, SC 29602



| DRAWN BY | DATE |
|-------------|----------|
| CW | 09.24.18 |
| APPROVED BY | DATE |
| PA | 09.24.18 |
| SCALE | FILE NO. |
| AS NOTED | |

2.100



ERECTOR NOTE: METAL PANELS WILL HAVE CUT OUTS FOR ROOF PIPING. PLEASE COORDINATE WITH GENERAL CONTRACTOR TO ALLOW FOR PRE FABRICATED HOLES.

GLASS FABRICATOR TO COAT THE GLASS WITH SPANDREL COATING UP TO THIS POINT. PAST THIS POINT IS VISION GLASS. PLEASE COORDINATE. DESIGNED TO COVER INTERIOR CABINETRY

FINISH:
CLEAR ANODIZED


| QUANTITY C16 | |
|--------------|----------|
| FLOOR | QUANTITY |
| PLAZA LEVEL | 0 |
| 1ST FLOOR | 0 |
| 2ND FLOOR | 0 |
| 3RD FLOOR | 0 |
| 4TH FLOOR | 0 |
| 5TH FLOOR | 0 |
| 6TH FLOOR | 0 |
| 7TH FLOOR | 0 |
| 8TH FLOOR | 0 |
| 9TH FLOOR | 0 |
| 10TH FLOOR | 1 |
| TOTAL | 1 |

ELEVATION C16
 SCALE: 1/2" = 1'-0"
 KAWNEER FG-501T 2 1/4" X 6"
 WINDOW WALL SYSTEM (EXTERIOR INSTALLED)
 1" INSULATED GLASS - FRONT SET
 QUANTITY: 1

⊗ = FIREMAN LOGO GLASS

| REV. | DESCRIPTION | DATE |
|------|--------------|----------|
| A | 1ST REVISION | 10/22/18 |
| B | 2ND REVISION | 12/18/18 |

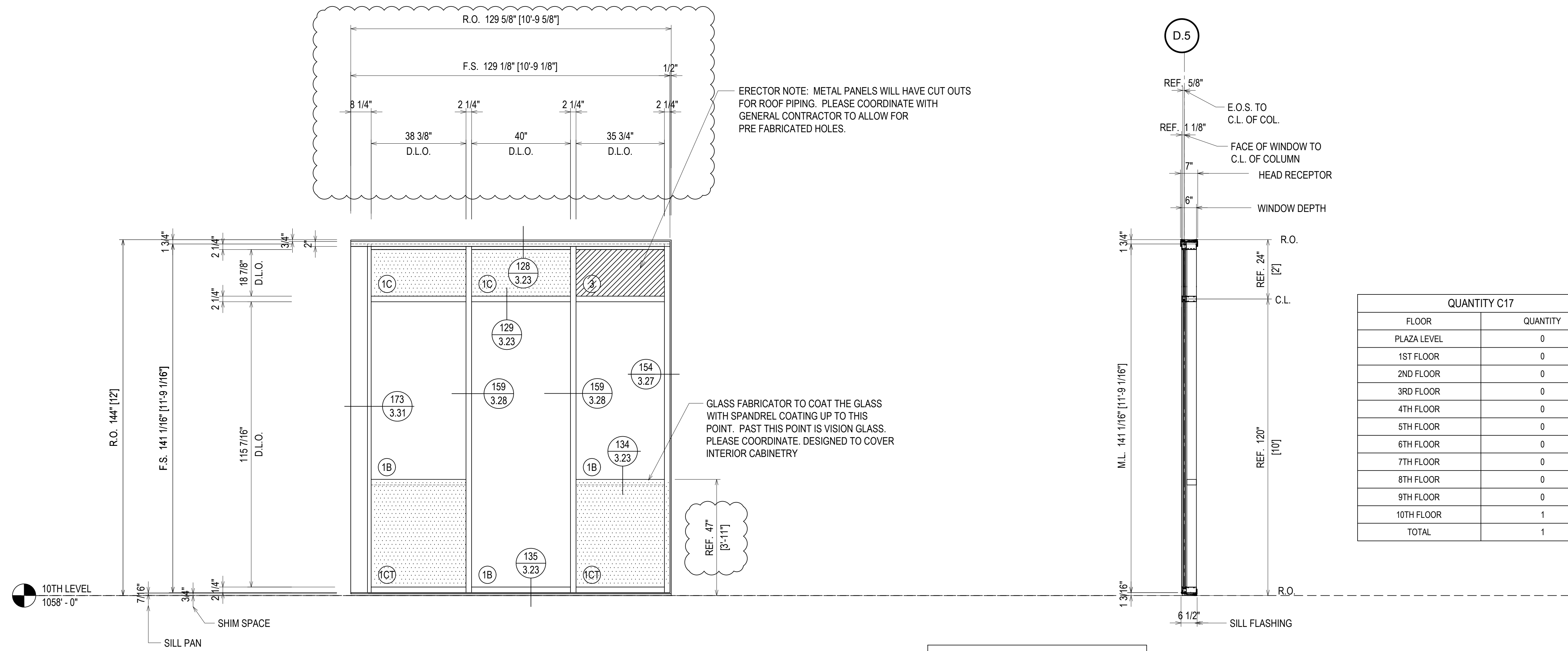
CAMPERDOWN APARTMENTS
 GREENVILLE, SC 29602



| | |
|-----------------|----------------|
| DRAWN BY: CW | DATE: 09.24.18 |
| APPROVED BY: PA | DATE: 09.24.18 |
| SCALE: AS NOTED | |
| FILE NO: | |

ERECTOR / G.C. NOTE:
PLEASE FIELD VERIFY ALL DIMENSIONS

2.101



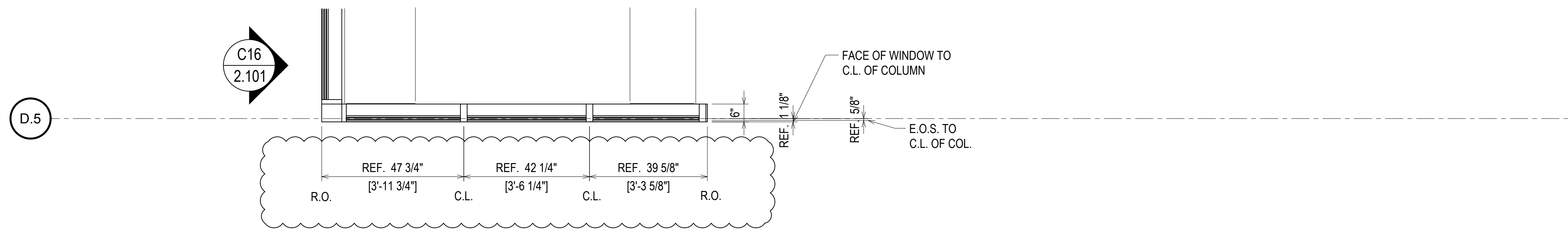
ERECTOR NOTE: METAL PANELS WILL HAVE CUT OUTS FOR ROOF PIPING. PLEASE COORDINATE WITH GENERAL CONTRACTOR TO ALLOW FOR PRE FABRICATED HOLES.

GLASS FABRICATOR TO COAT THE GLASS WITH SPANDREL COATING UP TO THIS POINT. PAST THIS POINT IS VISION GLASS. PLEASE COORDINATE. DESIGNED TO COVER INTERIOR CABINTRY

| QUANTITY C17 | |
|--------------|----------|
| FLOOR | QUANTITY |
| PLAZA LEVEL | 0 |
| 1ST FLOOR | 0 |
| 2ND FLOOR | 0 |
| 3RD FLOOR | 0 |
| 4TH FLOOR | 0 |
| 5TH FLOOR | 0 |
| 6TH FLOOR | 0 |
| 7TH FLOOR | 0 |
| 8TH FLOOR | 0 |
| 9TH FLOOR | 0 |
| 10TH FLOOR | 1 |
| TOTAL | 1 |

FINISH:
CLEAR ANODIZED

⊗ = FIREMAN LOGO GLASS



ELEVATION C17
 SCALE: 1/2" = 1'-0"
 KAWNEER FG-501T 2 1/4" X 6"
 WINDOW WALL SYSTEM (EXTERIOR INSTALLED)
 1" INSULATED GLASS - FRONT SET
 QUANTITY: 1

ERECTOR / G.C. NOTE:
PLEASE FIELD VERIFY ALL DIMENSIONS

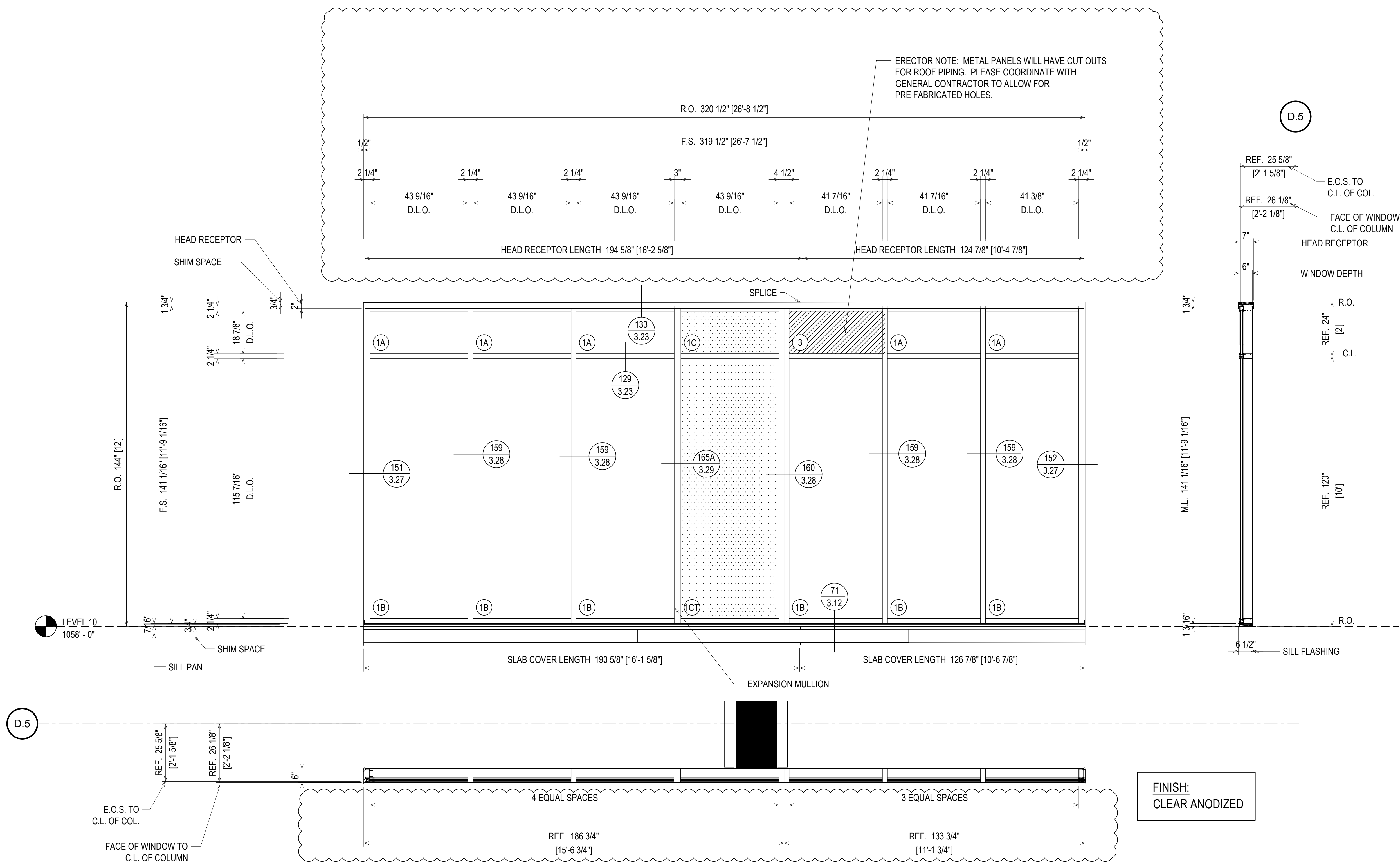
| REV. | DESCRIPTION | DATE |
|------|--------------|----------|
| A | 1ST REVISION | 10/22/18 |
| B | 2ND REVISION | 12/18/18 |

CAMPERDOWN APARTMENTS
GREENVILLE, SC 29602



| DRAWN BY | DATE |
|-------------|----------|
| CW | 09.24.18 |
| APPROVED BY | DATE |
| PA | 09.24.18 |
| SCALE | FILE NO |
| AS NOTED | |

2.102



ERECTOR NOTE: METAL PANELS WILL HAVE CUT OUTS FOR ROOF PIPING. PLEASE COORDINATE WITH GENERAL CONTRACTOR TO ALLOW FOR PRE FABRICATED HOLES.

⊗ = FIREMAN LOGO GLASS


ELEVATION C18
 SCALE: 1/2" = 1'-0"
 KAWNEER FG-501T 2 1/4" X 6"
 WINDOW WALL SYSTEM (EXTERIOR INSTALLED)
 1" INSULATED GLASS - FRONT SET
 QUANTITY: 1

| QUANTITY C18 | |
|--------------|----------|
| FLOOR | QUANTITY |
| PLAZA LEVEL | 0 |
| 1ST FLOOR | 0 |
| 2ND FLOOR | 0 |
| 3RD FLOOR | 0 |
| 4TH FLOOR | 0 |
| 5TH FLOOR | 0 |
| 6TH FLOOR | 0 |
| 7TH FLOOR | 0 |
| 8TH FLOOR | 0 |
| 9TH FLOOR | 0 |
| 10TH FLOOR | 1 |
| TOTAL | 1 |

ERECTOR / G.C. NOTE:
PLEASE FIELD VERIFY ALL DIMENSIONS

| | |
|-------------|------------------------------|
| DATE | 10/20/18 |
| DESCRIPTION | 1ST REVISION 2ND REVISION |
| REV. | A B |

CAMPERDOWN APARTMENTS
 GREENVILLE, SC 29602

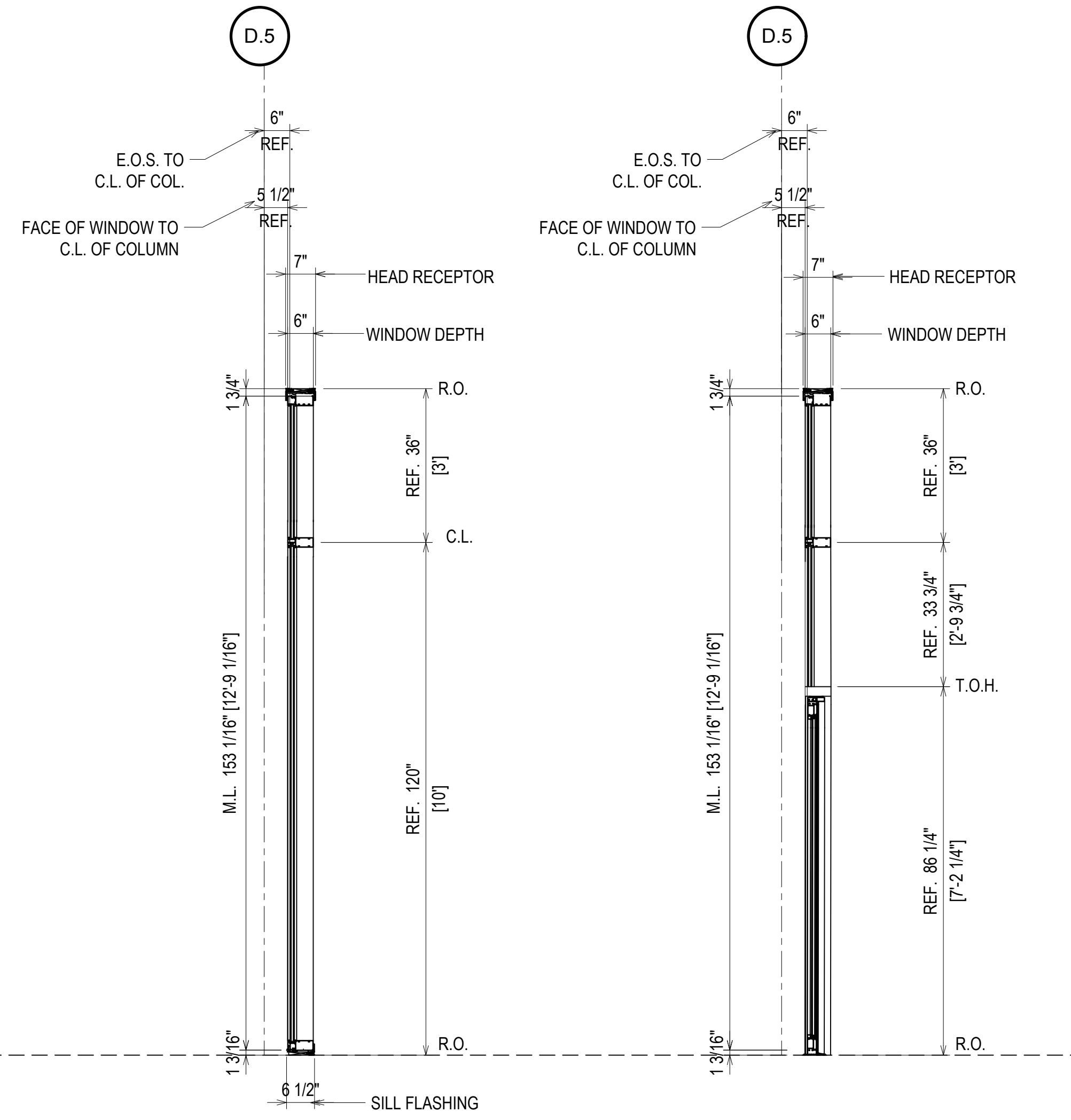
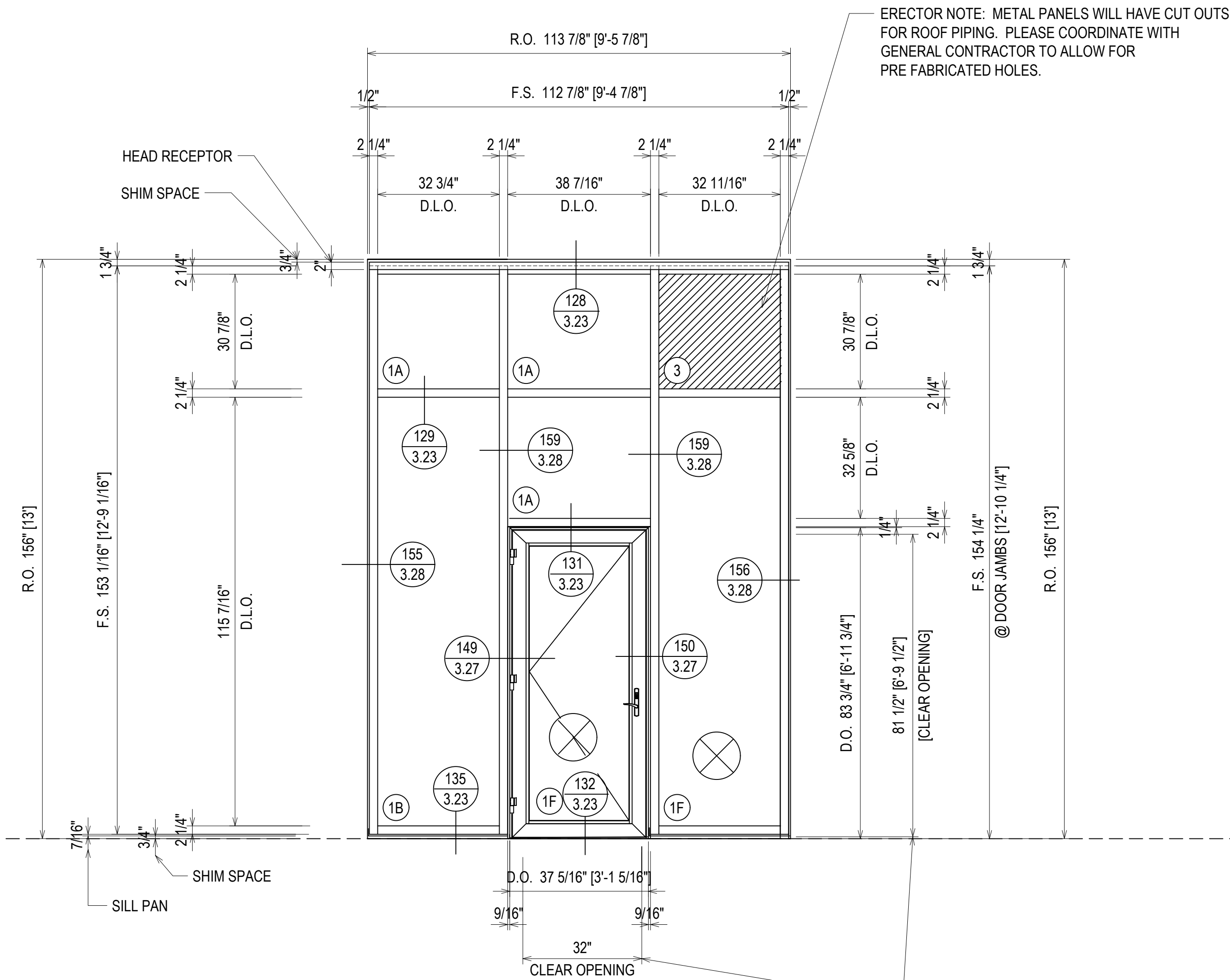


| | |
|-------------|----------|
| DRAWN BY | DATE |
| CW | 09.24.18 |
| APPROVED BY | SHEET |
| PA | 09.24.18 |
| SCALE | AS NOTED |
| FILE NO | |

2.103

| QUANTITY W19 | |
|--------------|----------|
| FLOOR | QUANTITY |
| PLAZA LEVEL | 0 |
| 1ST FLOOR | 0 |
| 2ND FLOOR | 0 |
| 3RD FLOOR | 0 |
| 4TH FLOOR | 0 |
| 5TH FLOOR | 0 |
| 6TH FLOOR | 0 |
| 7TH FLOOR | 0 |
| 8TH FLOOR | 0 |
| 9TH FLOOR | 1 |
| 10TH FLOOR | 0 |
| TOTAL | 1 |

LEVEL 10
1058'-0"




ELEVATION C19

SCALE: 1/2" = 1'-0"
 KAWNEER FG-501T 2 1/4" X 6"
 WINDOW WALL SYSTEM (EXTERIOR INSTALLED)
 1" INSULATED GLASS - FRONT SET
 KAWNEER 2000T TERRACE DOORS
 QUANTITY: 1

= FIREMAN LOGO GLASS

| REV. | DESCRIPTION | DATE |
|------|--------------|----------|
| A | 1ST REVISION | 10/29/18 |
| B | 2ND REVISION | 12/18/18 |

CAMPERDOWN APARTMENTS
 GREENVILLE, SC 29602

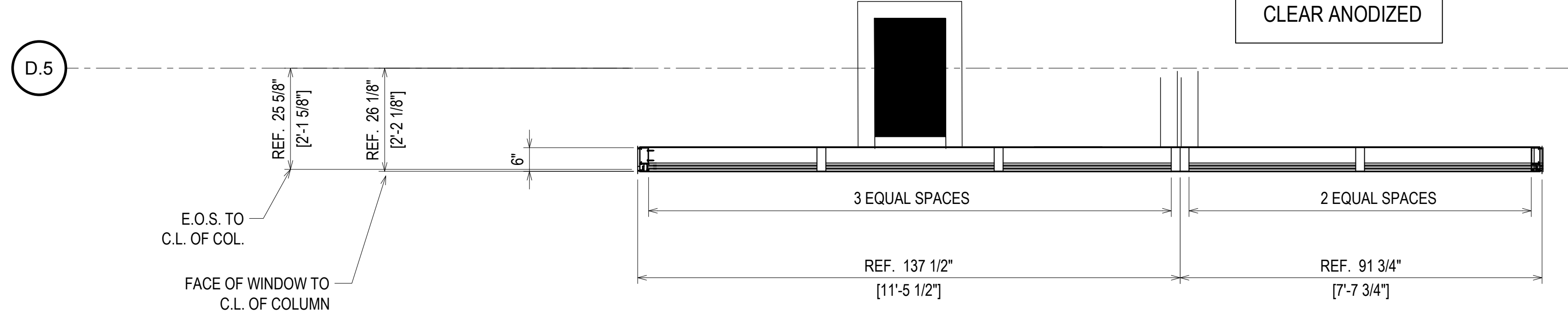
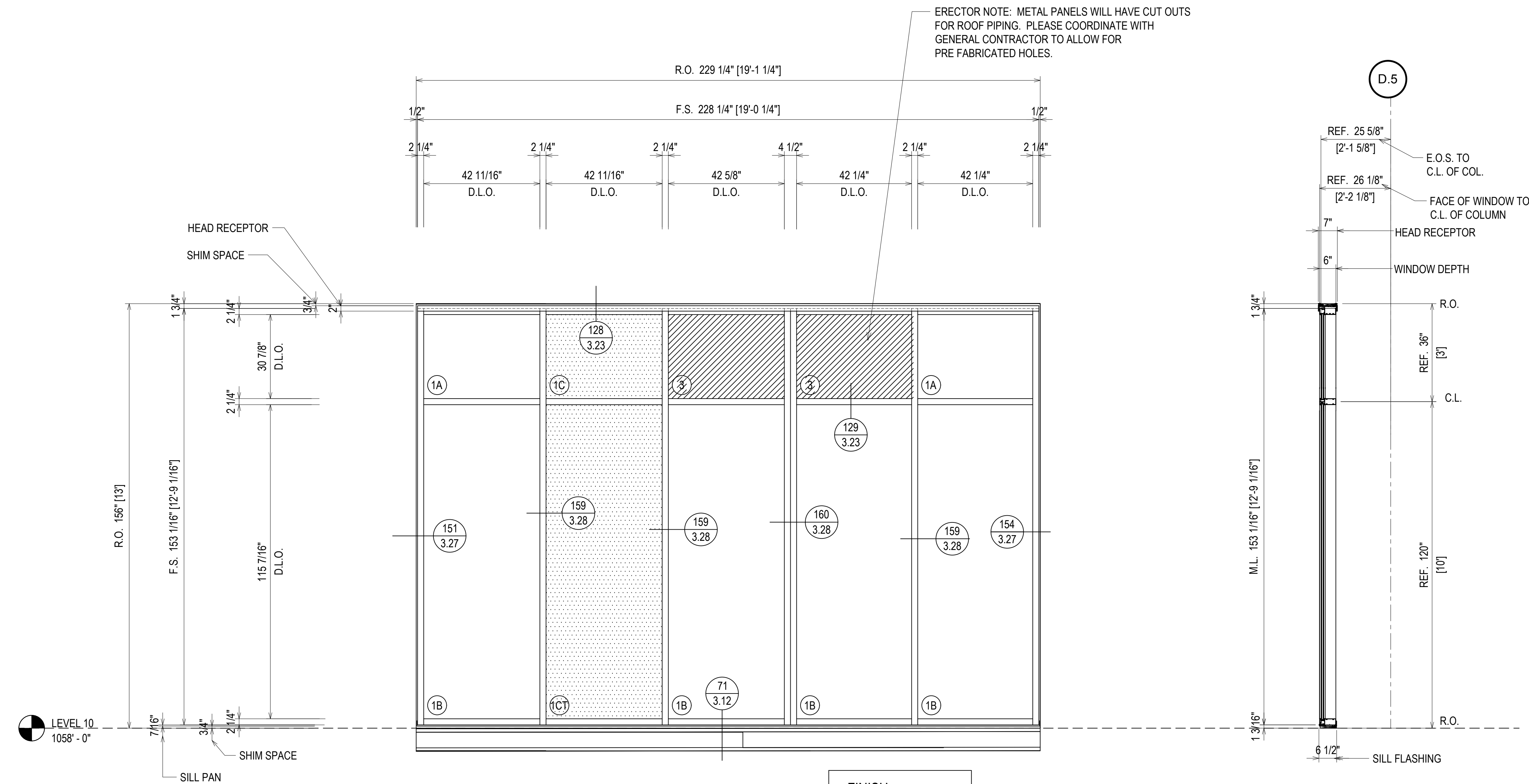


| DRAWN BY | DATE |
|-------------|----------|
| CW | 09.24.18 |
| APPROVED BY | DATE |
| PA | 09.24.18 |
| SCALE | FILE NO. |
| AS NOTED | |

ERECTOR / G.C. NOTE:
PLEASE FIELD VERIFY ALL DIMENSIONS

2.104

| | |
|-------------|------------------------------|
| DATE | 10/23/18 |
| DESCRIPTION | 1ST REVISION 2ND REVISION |
| REV. | A B |




| QUANTITY C20 | |
|--------------|----------|
| FLOOR | QUANTITY |
| PLAZA LEVEL | 0 |
| 1ST FLOOR | 0 |
| 2ND FLOOR | 0 |
| 3RD FLOOR | 0 |
| 4TH FLOOR | 0 |
| 5TH FLOOR | 0 |
| 6TH FLOOR | 0 |
| 7TH FLOOR | 0 |
| 8TH FLOOR | 0 |
| 9TH FLOOR | 0 |
| 10TH FLOOR | 1 |
| TOTAL | 1 |

ELEVATION C20
 SCALE: 1/2" = 1'-0"
 KAWNEER FG-501T 2 1/4" X 6"
 WINDOW WALL SYSTEM (EXTERIOR INSTALLED)
 1" INSULATED GLASS - FRONT SET
 QUANTITY: 1

⊗ = FIREMAN LOGO GLASS

CAMPERDOWN APARTMENTS
 GREENVILLE, SC 29602



| | |
|-------------|----------|
| DRAWN BY | DATE |
| CW | 09.24.18 |
| APPROVED BY | SHEET |
| PA | 09.24.18 |
| SCALE | FILE NO. |
| AS NOTED | |

ERECTOR / G.C. NOTE:
 PLEASE FIELD VERIFY ALL DIMENSIONS

2.105

| QUANTITY C21 | |
|--------------|----------|
| FLOOR | QUANTITY |
| PLAZA LEVEL | 0 |
| 1ST FLOOR | 0 |
| 2ND FLOOR | 0 |
| 3RD FLOOR | 0 |
| 4TH FLOOR | 0 |
| 5TH FLOOR | 0 |
| 6TH FLOOR | 0 |
| 7TH FLOOR | 0 |
| 8TH FLOOR | 0 |
| 9TH FLOOR | 0 |
| 10TH FLOOR | 1 |
| TOTAL | 1 |

ERECTOR NOTE: METAL PANELS WILL HAVE CUT OUTS FOR ROOF PIPING. PLEASE COORDINATE WITH GENERAL CONTRACTOR TO ALLOW FOR PRE FABRICATED HOLES.

LEVEL 10
1058'-0"

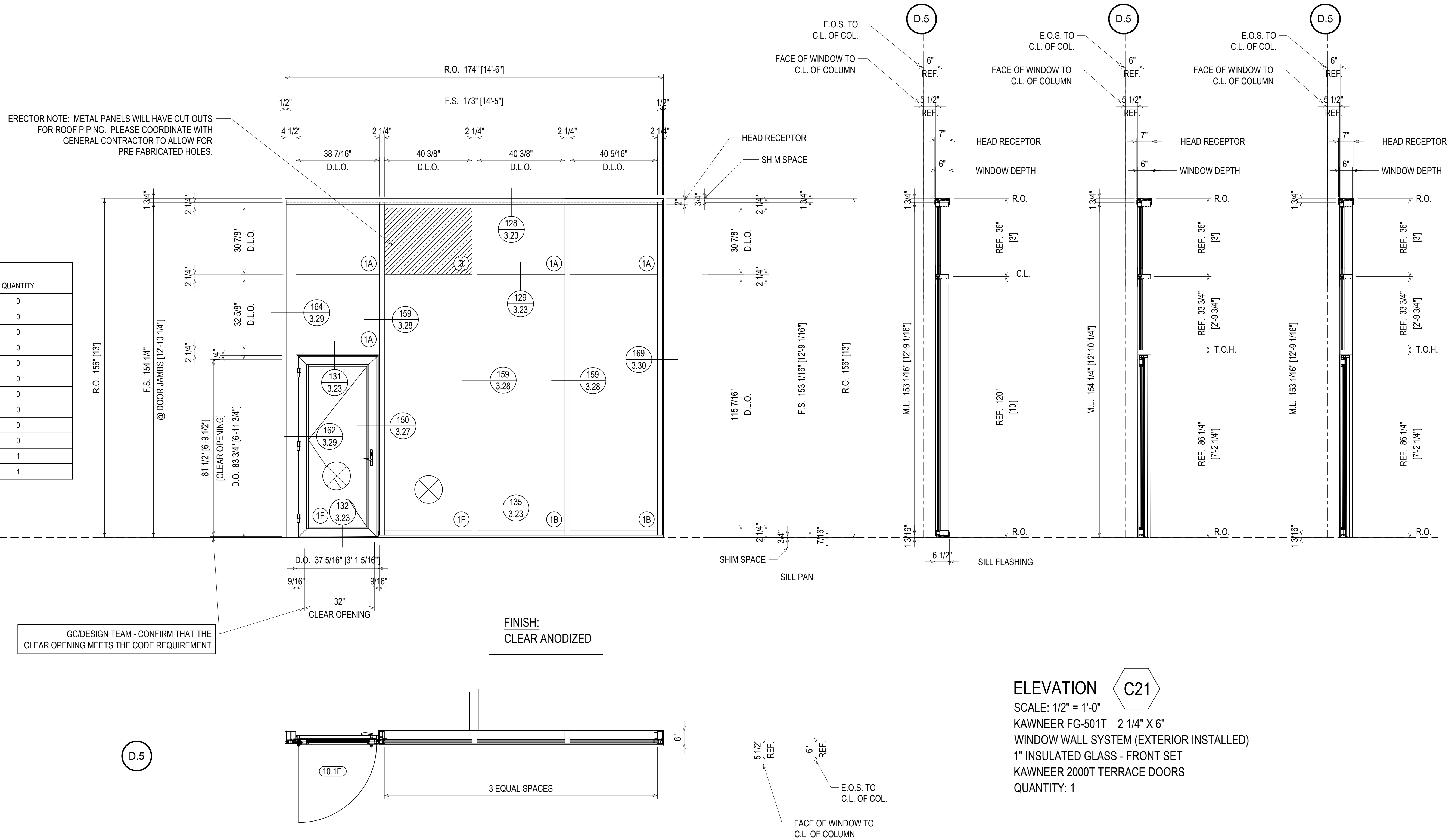
GC/DESIGN TEAM - CONFIRM THAT THE CLEAR OPENING MEETS THE CODE REQUIREMENT

FINISH:
CLEAR ANODIZED

ELEVATION **C21**

SCALE: 1/2" = 1'-0"
KAWNEER FG-501T 2 1/4" X 6"
WINDOW WALL SYSTEM (EXTERIOR INSTALLED)
1" INSULATED GLASS - FRONT SET
KAWNEER 2000T TERRACE DOORS
QUANTITY: 1

 = FIREMAN LOGO GLASS



| REV. | DESCRIPTION | DATE |
|------|--------------|----------|
| A | 1ST REVISION | 10/22/18 |
| B | 2ND REVISION | 12/18/18 |

CAMPERDOWN APARTMENTS
GREENVILLE, SC 29602



| DRAWN BY | DATE |
|-------------|----------|
| CW | 09.24.18 |
| APPROVED BY | DATE |
| PA | 09.24.18 |
| SCALE | FILE NO. |
| AS NOTED | |

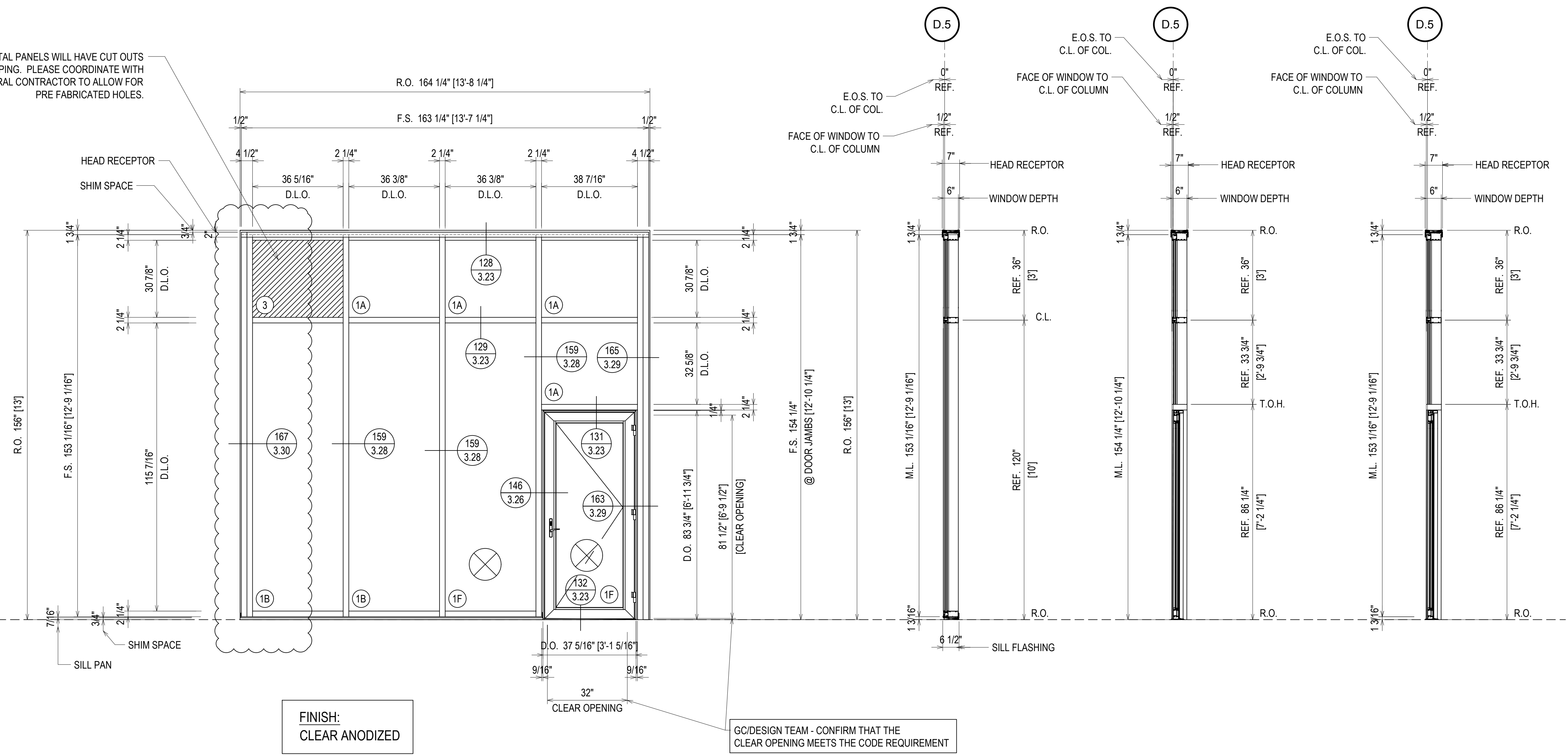
ERECTOR / G.C. NOTE:
PLEASE FIELD VERIFY ALL DIMENSIONS

2.106

ERECTOR NOTE: METAL PANELS WILL HAVE CUT OUTS FOR ROOF PIPING. PLEASE COORDINATE WITH GENERAL CONTRACTOR TO ALLOW FOR PRE FABRICATED HOLES.

| QUANTITY C22 | |
|--------------|----------|
| FLOOR | QUANTITY |
| PLAZA LEVEL | 0 |
| 1ST FLOOR | 0 |
| 2ND FLOOR | 0 |
| 3RD FLOOR | 0 |
| 4TH FLOOR | 0 |
| 5TH FLOOR | 0 |
| 6TH FLOOR | 0 |
| 7TH FLOOR | 0 |
| 8TH FLOOR | 0 |
| 9TH FLOOR | 0 |
| 10TH FLOOR | 1 |
| TOTAL | 1 |

LEVEL 10
1058'-0"



ELEVATION **C22**

SCALE: 1/2" = 1'-0"
 KAWNEER FG-501T 2 1/4" X 6"
 WINDOW WALL SYSTEM (EXTERIOR INSTALLED)
 1" INSULATED GLASS - FRONT SET
 KAWNEER 2000T TERRACE DOORS
 QUANTITY: 1

= FIREMAN LOGO GLASS

| REV. | DESCRIPTION | DATE |
|------|--------------|----------|
| A | 1ST REVISION | 10/23/18 |
| B | 2ND REVISION | 12/18/18 |

CAMPERDOWN APARTMENTS
 GREENVILLE, SC 29602

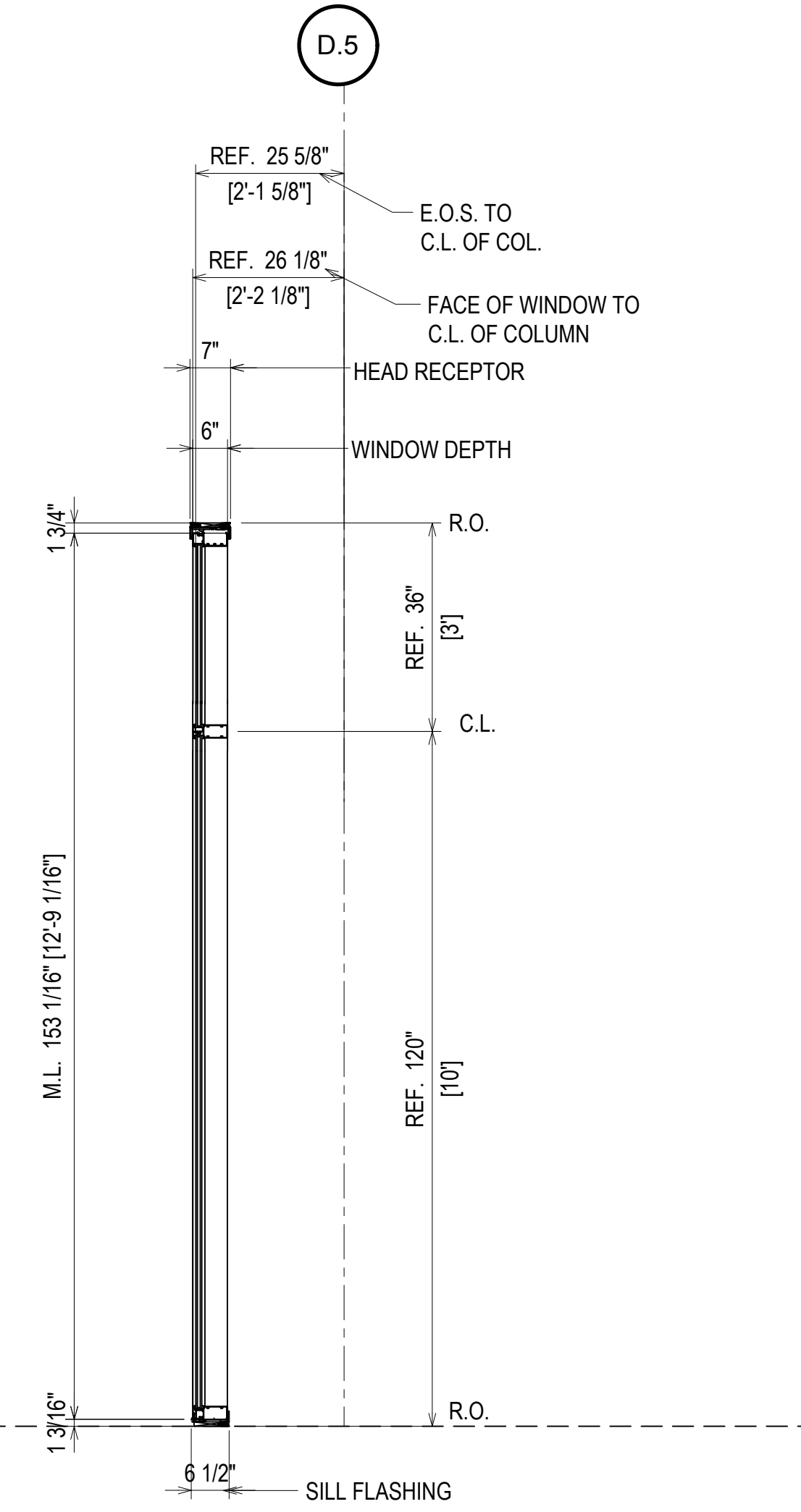
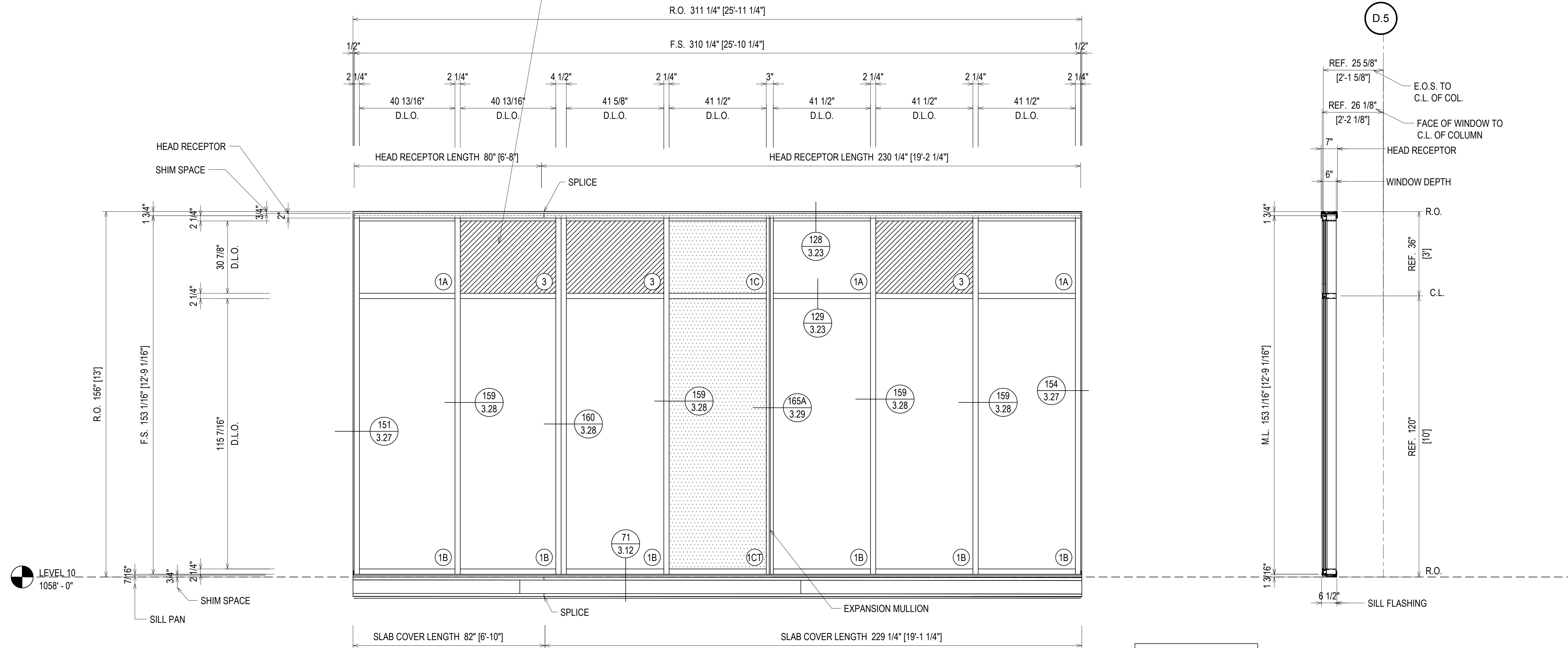


| | |
|-------------------|------------------|
| DRAWN BY CW | DATE 09.24.18 |
| APPROVED BY PA | DATE 09.24.18 |
| SCALE AS NOTED | FILE NO. |

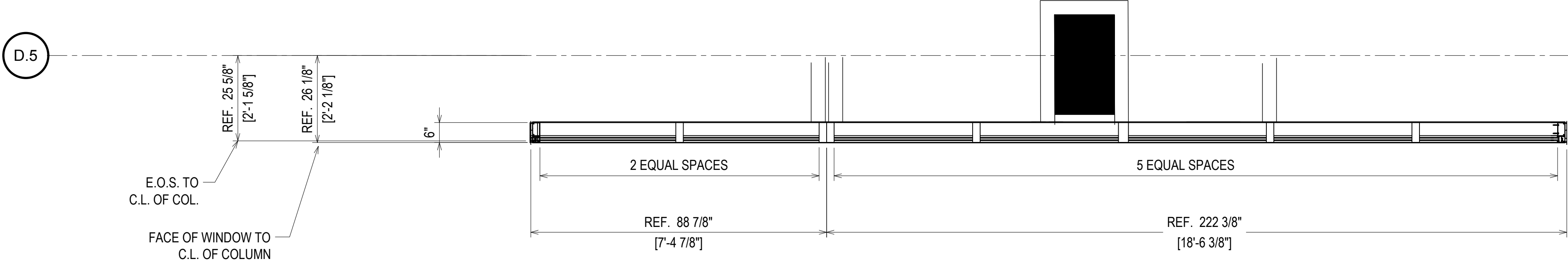
ERECTOR / G.C. NOTE:
 PLEASE FIELD VERIFY ALL DIMENSIONS

2.107

ERECTOR NOTE: METAL PANELS WILL HAVE CUT OUTS FOR ROOF PIPING. PLEASE COORDINATE WITH GENERAL CONTRACTOR TO ALLOW FOR PRE FABRICATED HOLES.



FINISH:
CLEAR ANODIZED



⊗ = FIREMAN LOGO GLASS


ELEVATION C23
 SCALE: 1/2" = 1'-0"
 KAWNEER FG-501T 2 1/4" X 6"
 WINDOW WALL SYSTEM (EXTERIOR INSTALLED)
 1" INSULATED GLASS - FRONT SET
 QUANTITY: 1

| QUANTITY C23 | |
|--------------|----------|
| FLOOR | QUANTITY |
| PLAZA LEVEL | 0 |
| 1ST FLOOR | 0 |
| 2ND FLOOR | 0 |
| 3RD FLOOR | 0 |
| 4TH FLOOR | 0 |
| 5TH FLOOR | 0 |
| 6TH FLOOR | 0 |
| 7TH FLOOR | 0 |
| 8TH FLOOR | 0 |
| 9TH FLOOR | 0 |
| 10TH FLOOR | 1 |
| TOTAL | 1 |

ERECTOR / G.C. NOTE:
PLEASE FIELD VERIFY ALL DIMENSIONS

| | |
|-------------|------------------------------|
| DATE | 10/29/18 |
| DESCRIPTION | 1ST REVISION 2ND REVISION |
| REV | A B |

CAMPERDOWN APARTMENTS
 GREENVILLE, SC 29602



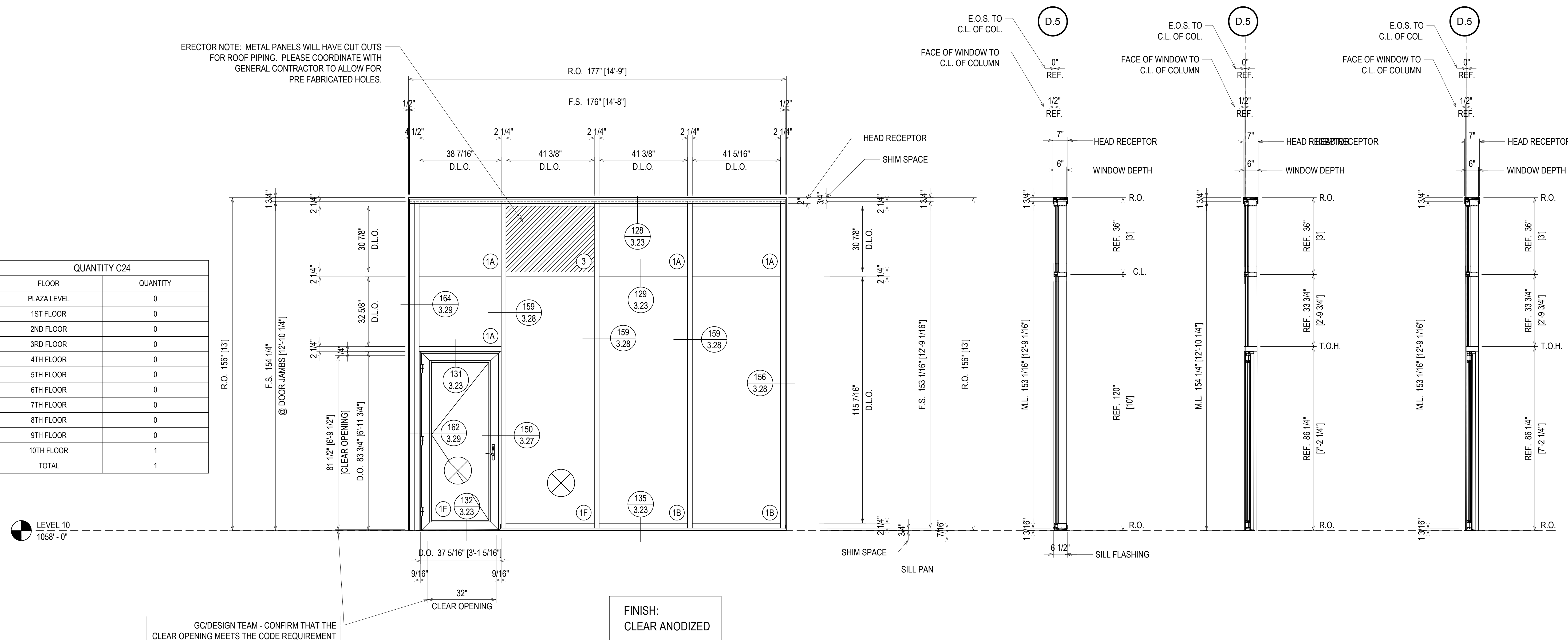
| | |
|-------------|----------|
| DRAWN BY | DATE |
| CW | 09.24.18 |
| APPROVED BY | SHEET |
| PA | 09.24.18 |
| SCALE | AS NOTED |
| FILE NO | |

2.108

| | |
|-------------|------------------------------|
| DATE | 10/22/18 |
| DESCRIPTION | 1ST REVISION 2ND REVISION |
| REV. | A B |

| QUANTITY C24 | |
|--------------|----------|
| FLOOR | QUANTITY |
| PLAZA LEVEL | 0 |
| 1ST FLOOR | 0 |
| 2ND FLOOR | 0 |
| 3RD FLOOR | 0 |
| 4TH FLOOR | 0 |
| 5TH FLOOR | 0 |
| 6TH FLOOR | 0 |
| 7TH FLOOR | 0 |
| 8TH FLOOR | 0 |
| 9TH FLOOR | 0 |
| 10TH FLOOR | 1 |
| TOTAL | 1 |

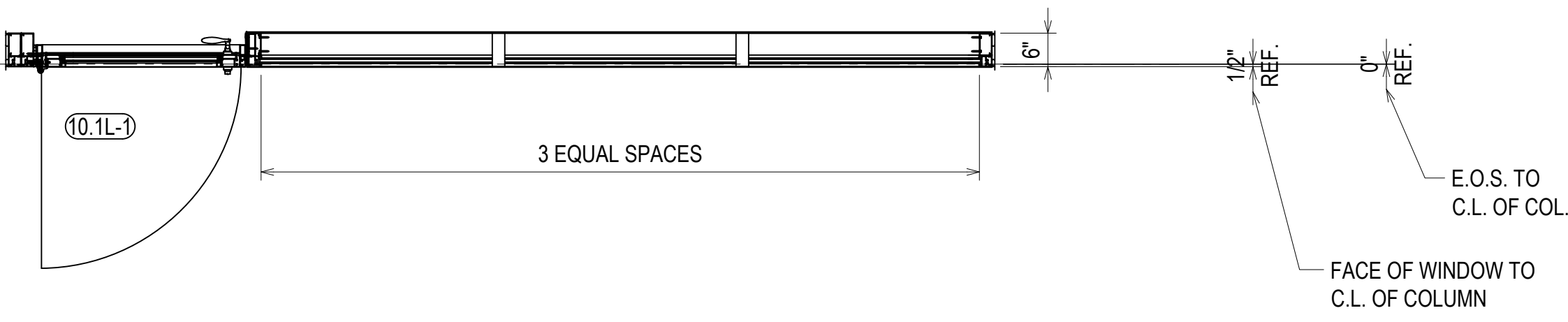
ERECTOR NOTE: METAL PANELS WILL HAVE CUT OUTS FOR ROOF PIPING. PLEASE COORDINATE WITH GENERAL CONTRACTOR TO ALLOW FOR PRE FABRICATED HOLES.



GC/DESIGN TEAM - CONFIRM THAT THE CLEAR OPENING MEETS THE CODE REQUIREMENT

FINISH:
CLEAR ANODIZED

D.5




ELEVATION C24

SCALE: 1/2" = 1'-0"
 KAWNEER FG-501T 2 1/4" X 6"
 WINDOW WALL SYSTEM (EXTERIOR INSTALLED)
 1" INSULATED GLASS - FRONT SET
 KAWNEER 2000T TERRACE DOORS
 QUANTITY: 1

⊗ = FIREMAN LOGO GLASS

CAMPERDOWN APARTMENTS
 GREENVILLE, SC 29602



| | |
|-------------|----------|
| DRAWN BY | DATE |
| CW | 09.24.18 |
| APPROVED BY | DATE |
| PA | 09.24.18 |
| SCALE | FILE NO. |
| AS NOTED | |

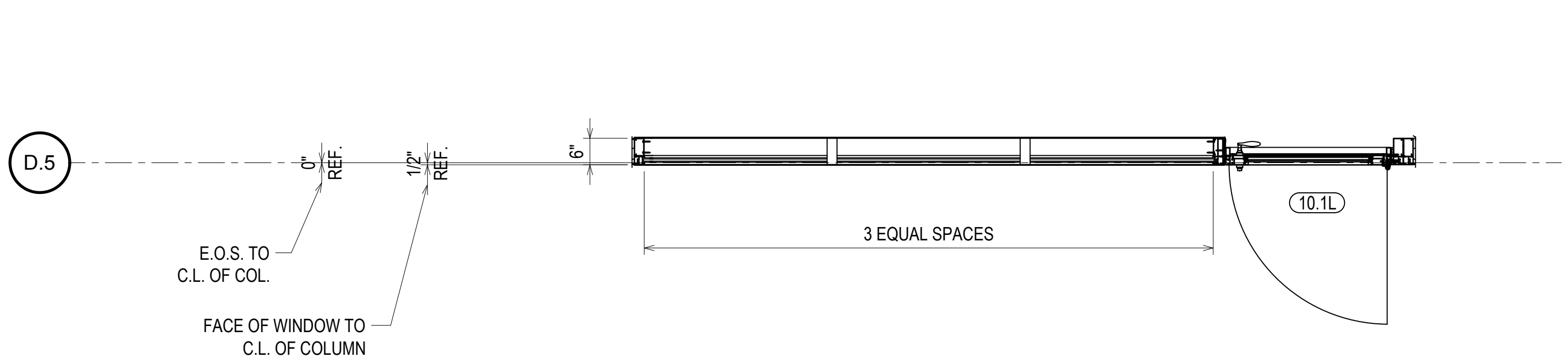
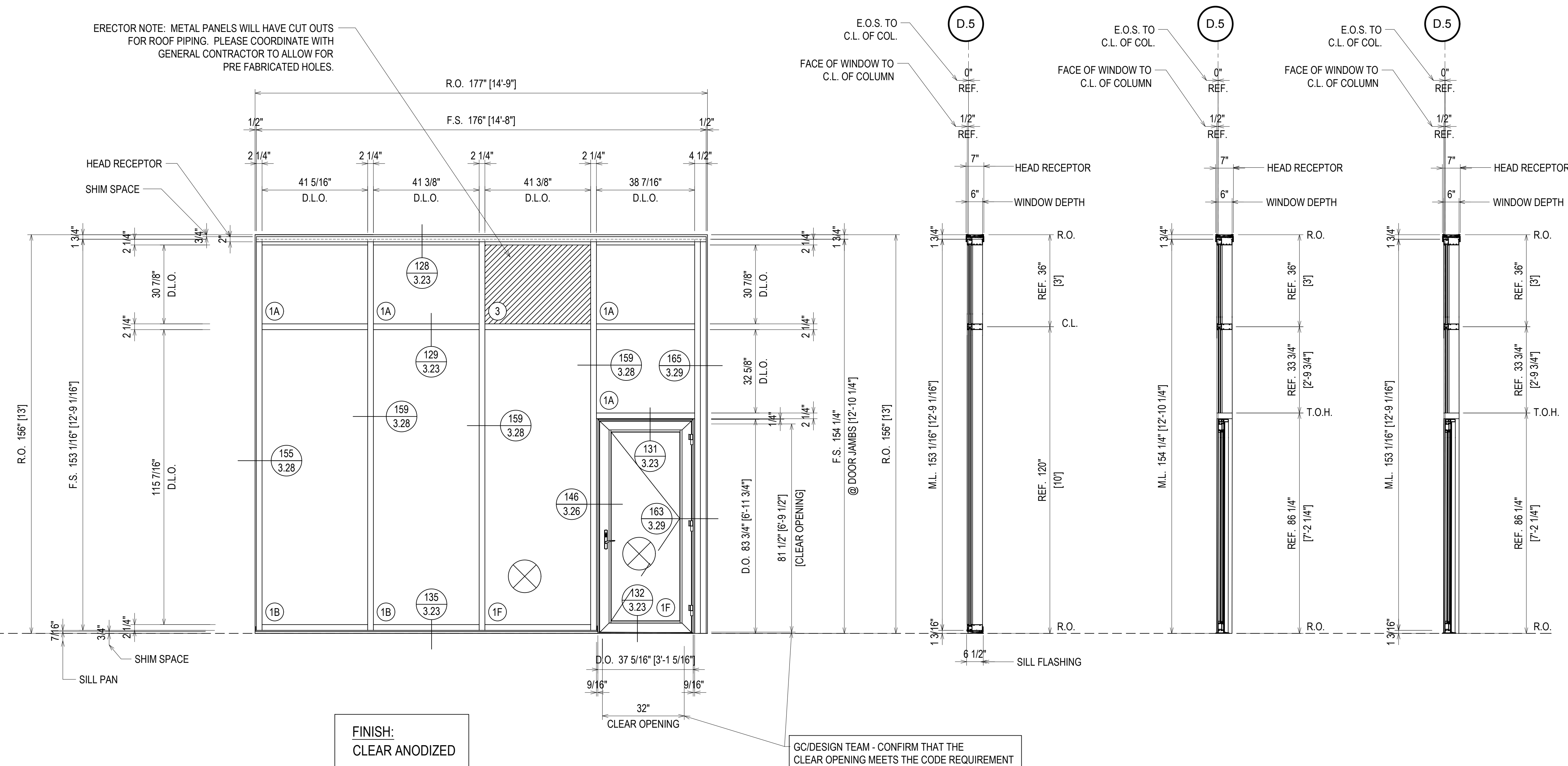
ERECTOR / G.C. NOTE:
PLEASE FIELD VERIFY ALL DIMENSIONS

2.109

| | |
|-------------|------------------------------|
| DATE | 10/29/18 |
| DESCRIPTION | 1ST REVISION 2ND REVISION |
| REV. | A B |

| QUANTITY C25 | |
|--------------|----------|
| FLOOR | QUANTITY |
| PLAZA LEVEL | 0 |
| 1ST FLOOR | 0 |
| 2ND FLOOR | 0 |
| 3RD FLOOR | 0 |
| 4TH FLOOR | 0 |
| 5TH FLOOR | 0 |
| 6TH FLOOR | 0 |
| 7TH FLOOR | 0 |
| 8TH FLOOR | 0 |
| 9TH FLOOR | 0 |
| 10TH FLOOR | 1 |
| TOTAL | 1 |

LEVEL 10
1058'-0"




ELEVATION C25
 SCALE: 1/2" = 1'-0"
 KAWNEER FG-501T 2 1/4" X 6"
 WINDOW WALL SYSTEM (EXTERIOR INSTALLED)
 1" INSULATED GLASS - FRONT SET
 KAWNEER 2000T TERRACE DOORS
 QUANTITY: 1

= FIREMAN LOGO GLASS

ERECTOR / G.C. NOTE:
 PLEASE FIELD VERIFY ALL DIMENSIONS

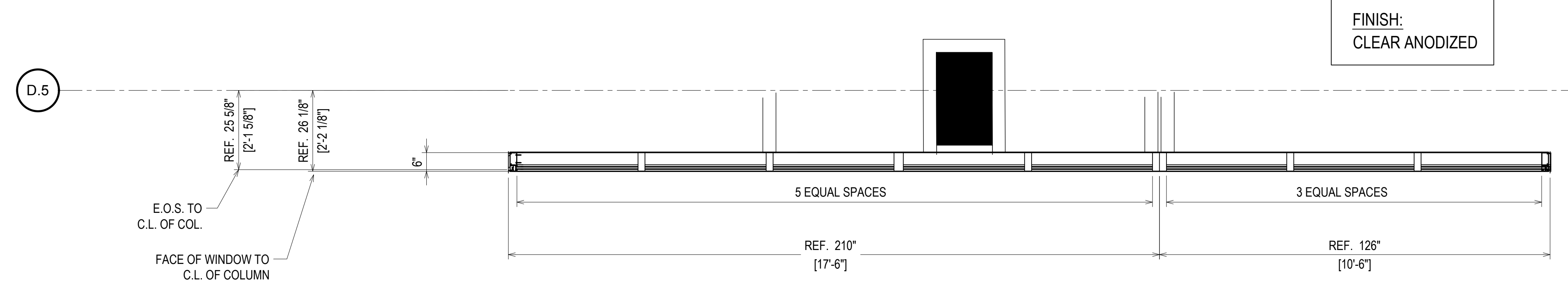
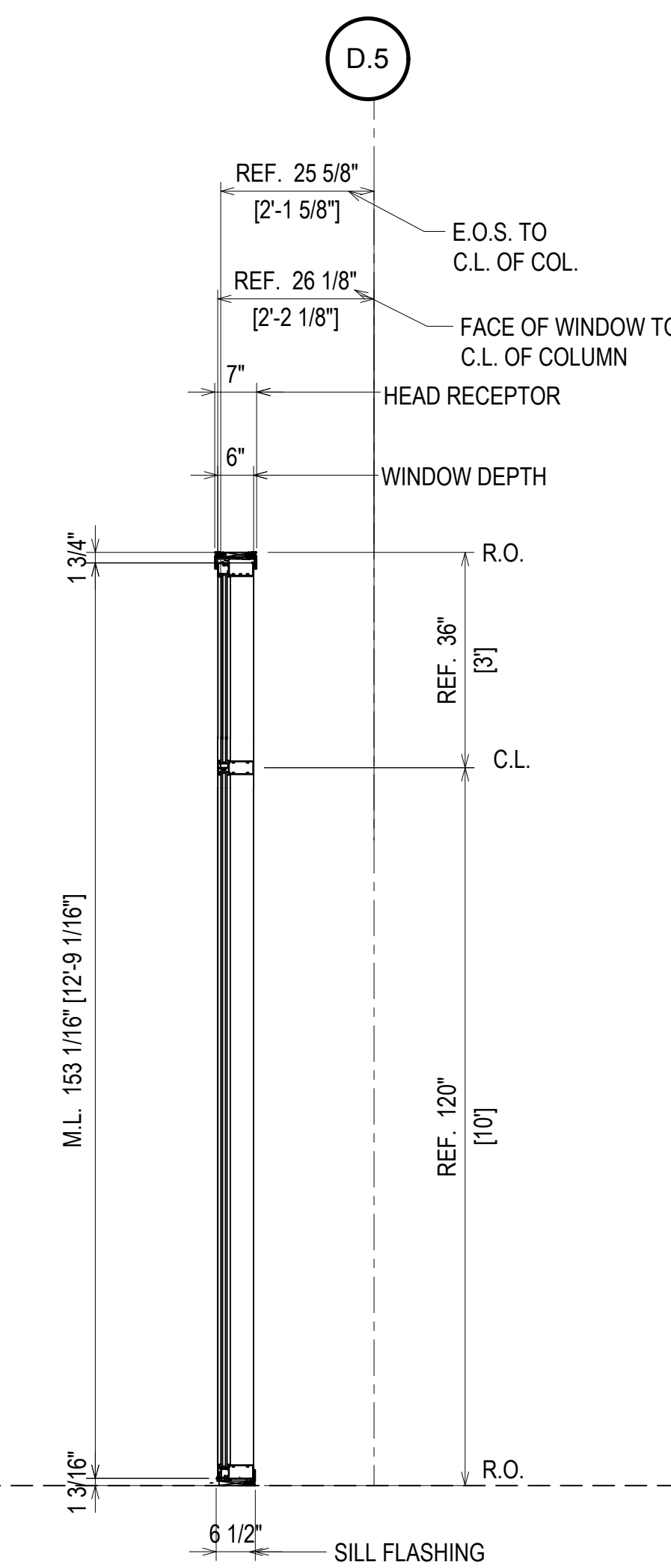
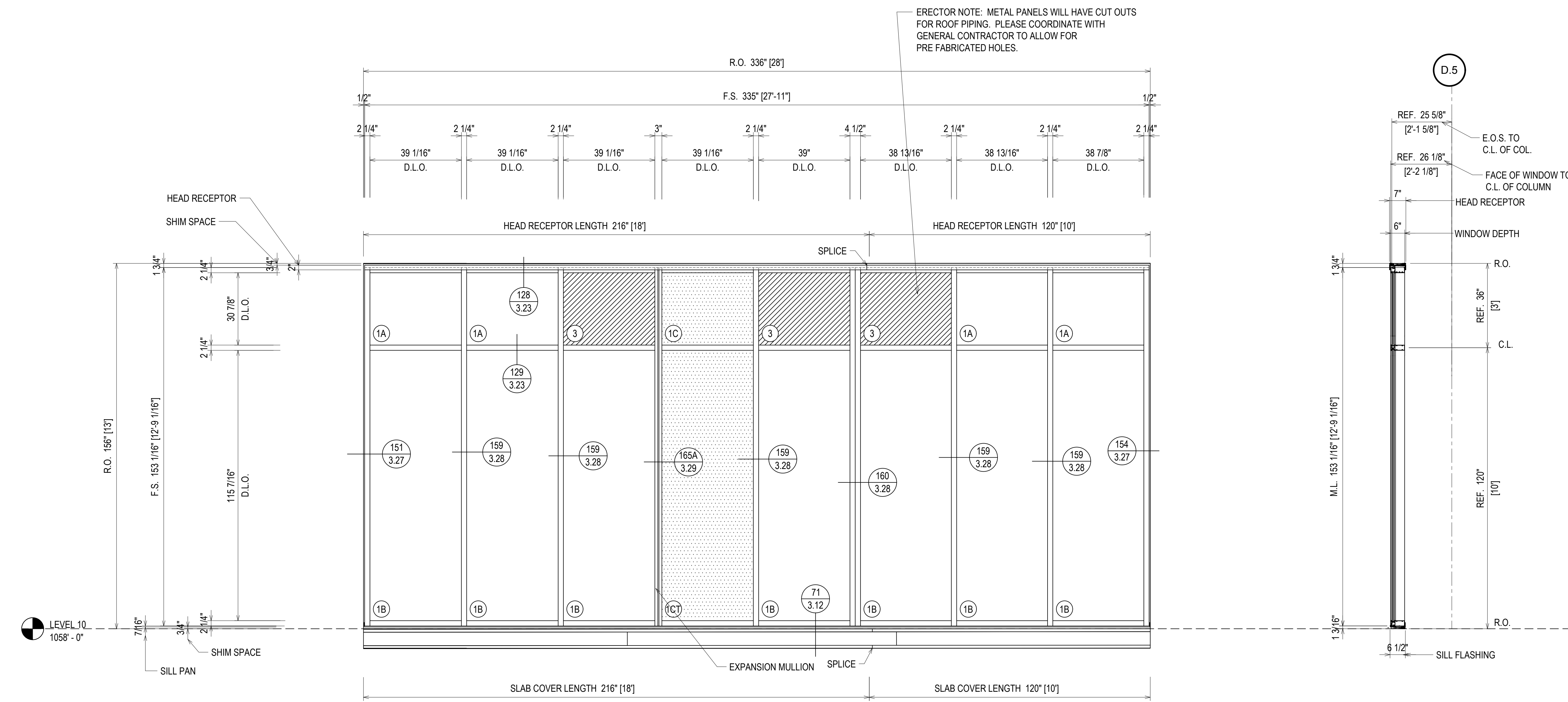
CAMPERDOWN APARTMENTS
 GREENVILLE, SC 29602



| | |
|-------------|----------|
| DRAWN BY | DATE |
| CW | 09.24.18 |
| APPROVED BY | SHEET |
| PA | 09.24.18 |
| SCALE | FILE NO. |
| AS NOTED | |

2.110

| | |
|-------------|------------------------------|
| DATE | 10/22/18 |
| DESCRIPTION | 1ST REVISION 2ND REVISION |
| REV. | A B |



FINISH:
CLEAR ANODIZED


⊗ = FIREMAN LOGO GLASS

ELEVATION C26
 SCALE: 1/2" = 1'-0"
 KAWNEER FG-501T 2 1/4" X 6"
 WINDOW WALL SYSTEM (EXTERIOR INSTALLED)
 1" INSULATED GLASS - FRONT SET
 QUANTITY: 1

| QUANTITY C26 | |
|--------------|----------|
| FLOOR | QUANTITY |
| PLAZA LEVEL | 0 |
| 1ST FLOOR | 0 |
| 2ND FLOOR | 0 |
| 3RD FLOOR | 0 |
| 4TH FLOOR | 0 |
| 5TH FLOOR | 0 |
| 6TH FLOOR | 0 |
| 7TH FLOOR | 0 |
| 8TH FLOOR | 0 |
| 9TH FLOOR | 0 |
| 10TH FLOOR | 1 |
| TOTAL | 1 |

ERECTOR / G.C. NOTE:
PLEASE FIELD VERIFY ALL DIMENSIONS

CAMPERDOWN APARTMENTS
 GREENVILLE, SC 29602



| | |
|-------------|----------|
| DRAWN BY | DATE |
| CW | 09.24.18 |
| APPROVED BY | DATE |
| PA | 09.24.18 |
| SCALE | AS NOTED |
| FILE NO. | |

2.111

ERECTOR NOTE: METAL PANELS WILL HAVE CUT OUTS FOR ROOF PIPING. PLEASE COORDINATE WITH GENERAL CONTRACTOR TO ALLOW FOR PRE FABRICATED HOLES.

| QUANTITY C27 | |
|--------------|----------|
| FLOOR | QUANTITY |
| PLAZA LEVEL | 0 |
| 1ST FLOOR | 0 |
| 2ND FLOOR | 0 |
| 3RD FLOOR | 0 |
| 4TH FLOOR | 0 |
| 5TH FLOOR | 0 |
| 6TH FLOOR | 0 |
| 7TH FLOOR | 0 |
| 8TH FLOOR | 0 |
| 9TH FLOOR | 0 |
| 10TH FLOOR | 1 |
| TOTAL | 1 |

LEVEL 10
1058'-0"

GC/DESIGN TEAM - CONFIRM THAT THE CLEAR OPENING MEETS THE CODE REQUIREMENT

FINISH:
CLEAR ANODIZED

ELEVATION **C27**

SCALE: 1/2" = 1'-0"
KAWNEER FG-501T 2 1/4" X 6"
WINDOW WALL SYSTEM (EXTERIOR INSTALLED)
1" INSULATED GLASS - FRONT SET
KAWNEER 2000T TERRACE DOORS
QUANTITY: 1

 = FIREMAN LOGO GLASS

| REV. | DESCRIPTION | DATE |
|------|--------------|----------|
| A | 1ST REVISION | 10/23/18 |
| B | 2ND REVISION | 12/18/18 |

CAMPERDOWN APARTMENTS
GREENVILLE, SC 29602



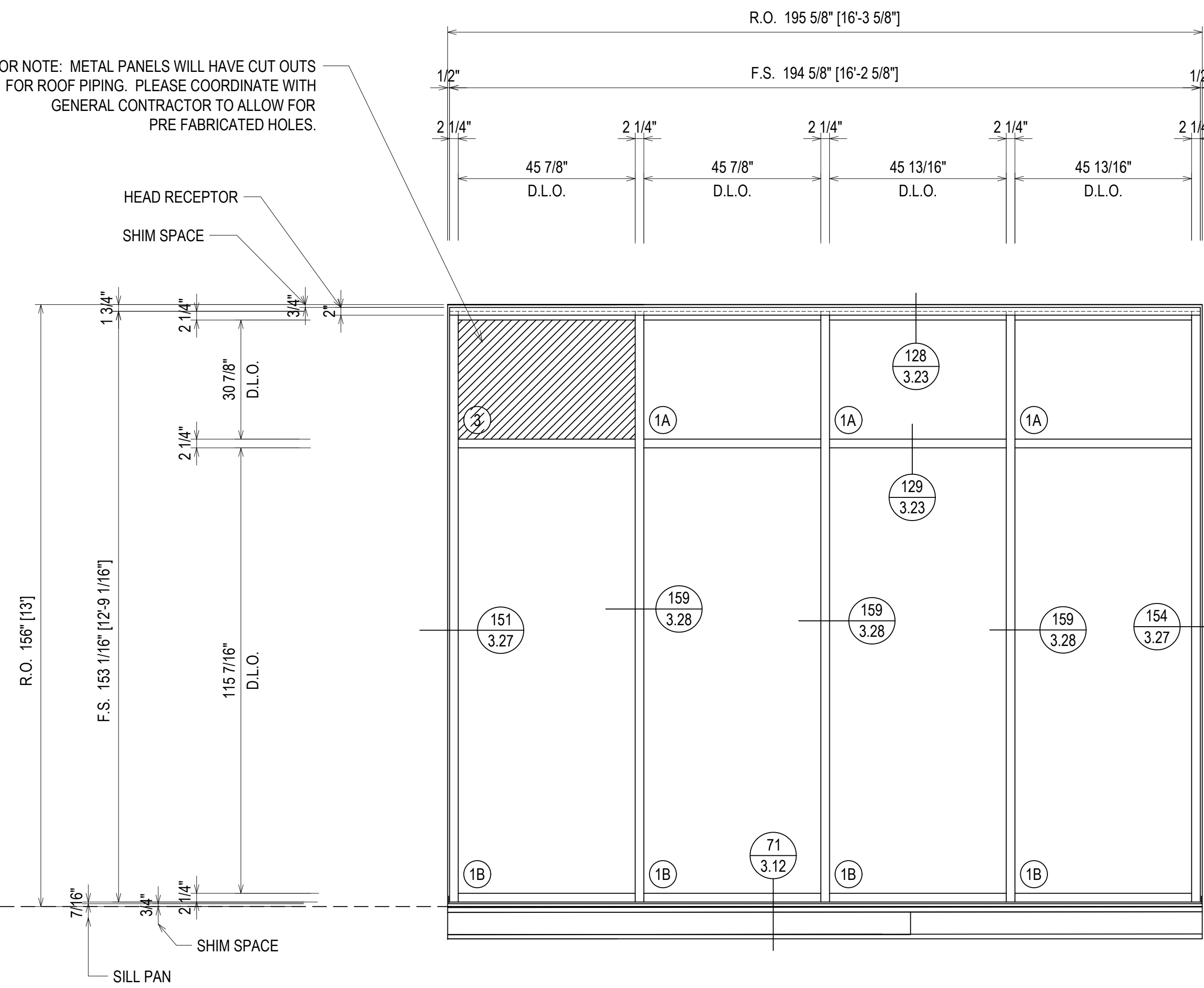
| | |
|-------------------|------------------|
| DRAWN BY CW | DATE 09.24.18 |
| APPROVED BY PA | DATE 09.24.18 |
| SCALE AS NOTED | FILE NO. |

2.112

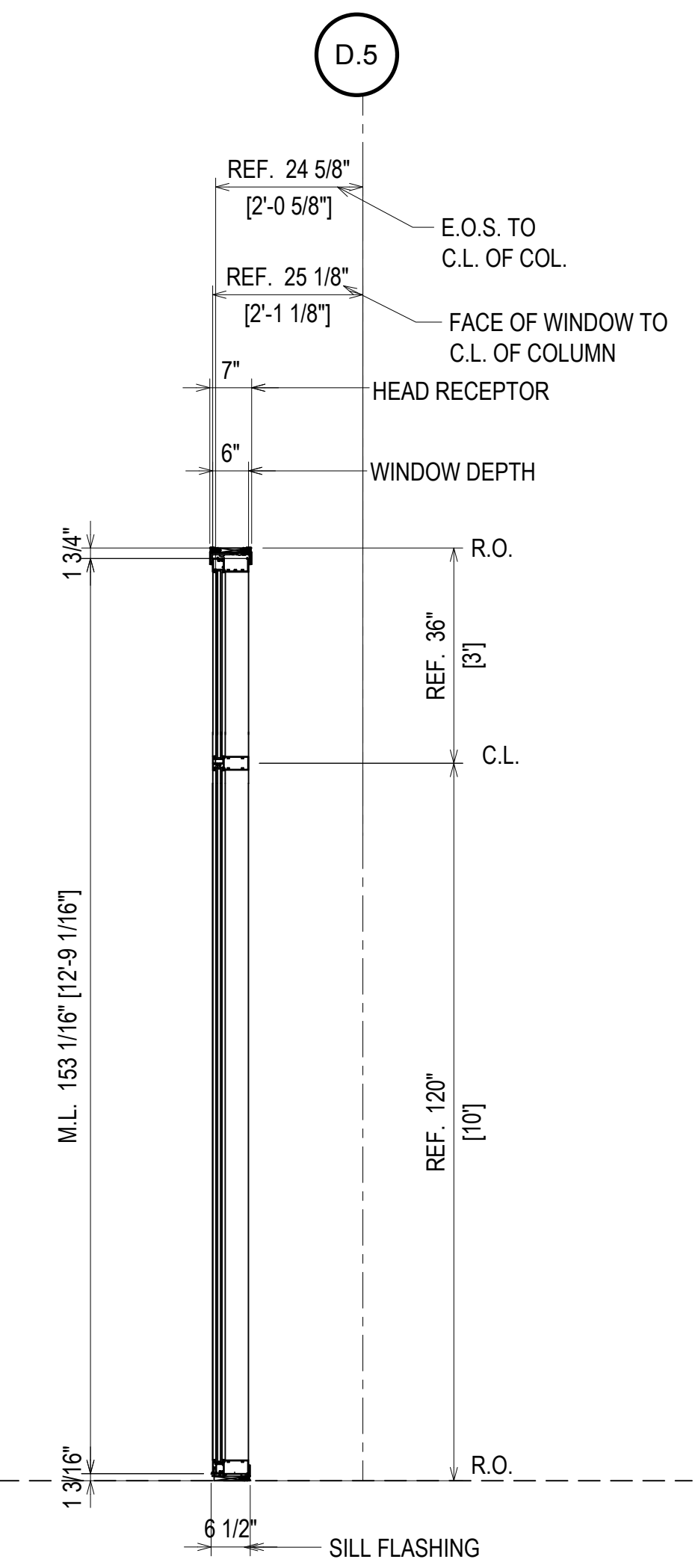
ERECTOR / G.C. NOTE:
PLEASE FIELD VERIFY ALL DIMENSIONS

| QUANTITY C28 | |
|--------------|----------|
| FLOOR | QUANTITY |
| PLAZA LEVEL | 0 |
| 1ST FLOOR | 0 |
| 2ND FLOOR | 0 |
| 3RD FLOOR | 0 |
| 4TH FLOOR | 0 |
| 5TH FLOOR | 0 |
| 6TH FLOOR | 0 |
| 7TH FLOOR | 0 |
| 8TH FLOOR | 0 |
| 9TH FLOOR | 0 |
| 10TH FLOOR | 1 |
| TOTAL | 1 |

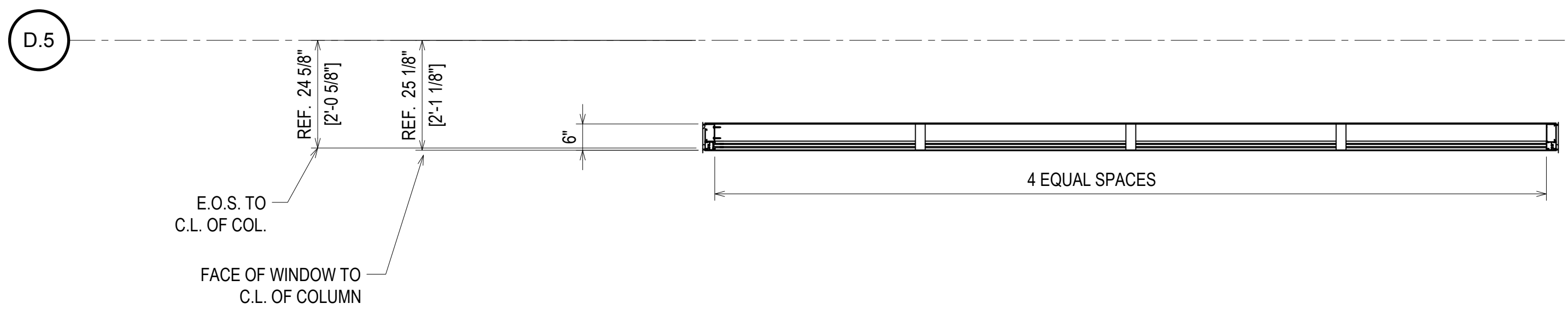
ERECTOR NOTE: METAL PANELS WILL HAVE CUT OUTS FOR ROOF PIPING. PLEASE COORDINATE WITH GENERAL CONTRACTOR TO ALLOW FOR PRE FABRICATED HOLES.



FINISH:
CLEAR ANODIZED



ELEVATION C28
 SCALE: 1/2" = 1'-0"
 KAWNEER FG-501T 2 1/4" X 6"
 WINDOW WALL SYSTEM (EXTERIOR INSTALLED)
 1" INSULATED GLASS - FRONT SET
 QUANTITY: 1



= FIREMAN LOGO GLASS

| REV. | DESCRIPTION | DATE |
|------|--------------|----------|
| A | 1ST REVISION | 10/23/18 |
| B | 2ND REVISION | 12/18/18 |

CAMPERDOWN APARTMENTS
 GREENVILLE, SC 29602



| DRAWN BY | DATE |
|-------------|----------|
| CW | 09.24.18 |
| APPROVED BY | DATE |
| PA | 09.24.18 |
| SCALE | FILE NO. |
| AS NOTED | |

ERECTOR / G.C. NOTE:
PLEASE FIELD VERIFY ALL DIMENSIONS

2.113

| QUANTITY C29 | |
|--------------|----------|
| FLOOR | QUANTITY |
| PLAZA LEVEL | 0 |
| 1ST FLOOR | 0 |
| 2ND FLOOR | 0 |
| 3RD FLOOR | 0 |
| 4TH FLOOR | 0 |
| 5TH FLOOR | 0 |
| 6TH FLOOR | 0 |
| 7TH FLOOR | 0 |
| 8TH FLOOR | 0 |
| 9TH FLOOR | 0 |
| 10TH FLOOR | 1 |
| TOTAL | 1 |


LEVEL 10
1058' - 0"

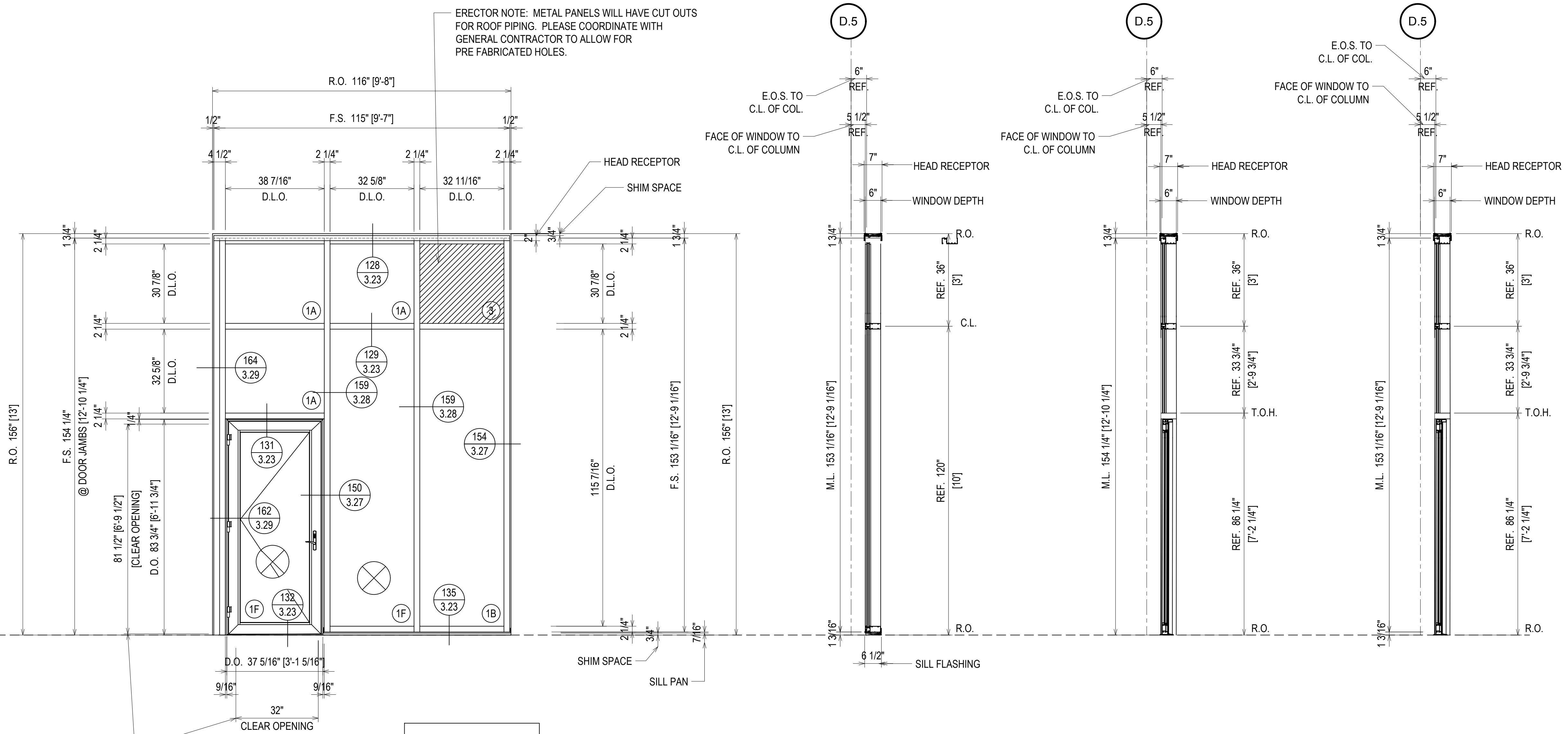
GC/DESIGN TEAM - CONFIRM THAT THE CLEAR OPENING MEETS THE CODE REQUIREMENT

FINISH:
CLEAR ANODIZED

ELEVATION **C29**

SCALE: 1/2" = 1'-0"
KAWNEER FG-501T 2 1/4" X 6"
WINDOW WALL SYSTEM (EXTERIOR INSTALLED)
1" INSULATED GLASS - FRONT SET
KAWNEER 2000T TERRACE DOORS
QUANTITY: 1


 = FIREMAN LOGO GLASS



ERECTOR NOTE: METAL PANELS WILL HAVE CUT OUTS FOR ROOF PIPING. PLEASE COORDINATE WITH GENERAL CONTRACTOR TO ALLOW FOR PRE FABRICATED HOLES.

| REV. | DESCRIPTION | DATE |
|------|--------------|----------|
| A | 1ST REVISION | 10/29/18 |
| B | 2ND REVISION | 12/19/18 |

CAMPERDOWN APARTMENTS
GREENVILLE, SC 29602



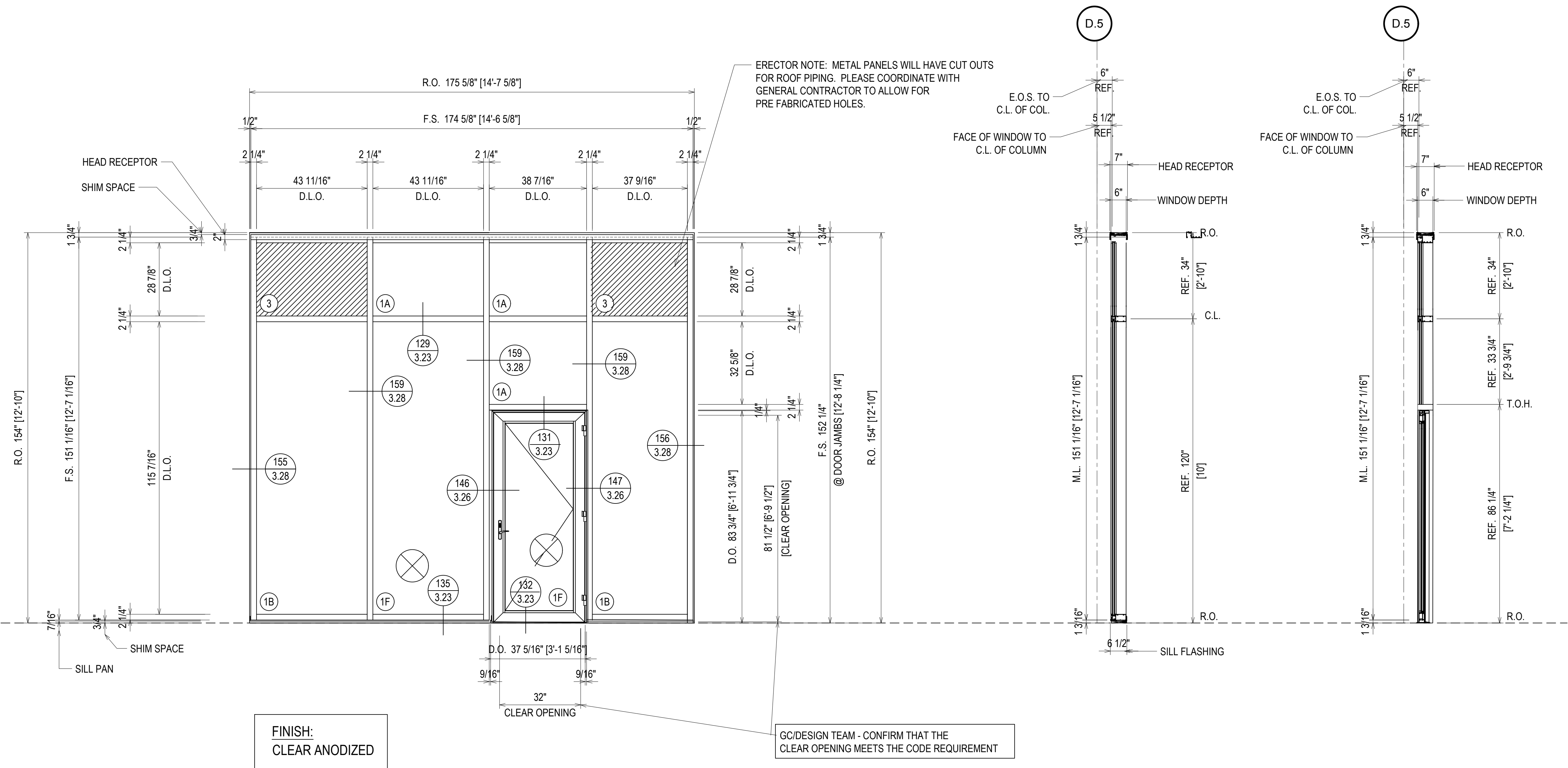
| | |
|-------------------|------------------|
| DRAWN BY CW | DATE 09.24.18 |
| APPROVED BY PA | DATE 09.24.18 |
| SCALE AS NOTED | FILE NO. |

ERECTOR / G.C. NOTE:
PLEASE FIELD VERIFY ALL DIMENSIONS

2.114

| QUANTITY C30 | |
|--------------|----------|
| FLOOR | QUANTITY |
| PLAZA LEVEL | 0 |
| 1ST FLOOR | 0 |
| 2ND FLOOR | 0 |
| 3RD FLOOR | 0 |
| 4TH FLOOR | 0 |
| 5TH FLOOR | 0 |
| 6TH FLOOR | 0 |
| 7TH FLOOR | 0 |
| 8TH FLOOR | 0 |
| 9TH FLOOR | 0 |
| 10TH FLOOR | 1 |
| TOTAL | 1 |

LEVEL 10
1058'-0"



ELEVATION C30

SCALE: 1/2" = 1'-0"
KAWNEER FG-501T 2 1/4" X 6"
WINDOW WALL SYSTEM (EXTERIOR INSTALLED)
1" INSULATED GLASS - FRONT SET
KAWNEER 2000T TERRACE DOORS
QUANTITY: 1

⊗ = FIREMAN LOGO GLASS

| DATE | DESCRIPTION |
|----------|--------------|
| 10/22/18 | 1ST REVISION |
| 12/18/18 | 2ND REVISION |

| REV. | DESCRIPTION |
|------|-------------|
| A | |
| B | |

CAMPERDOWN APARTMENTS
GREENVILLE, SC 29602

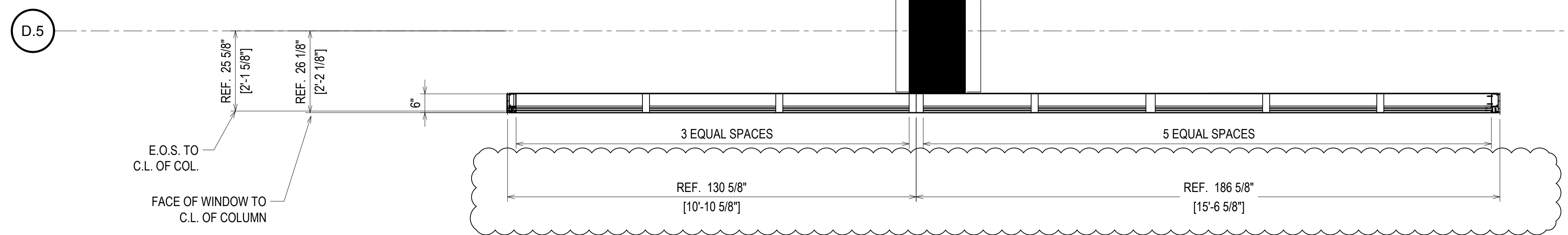
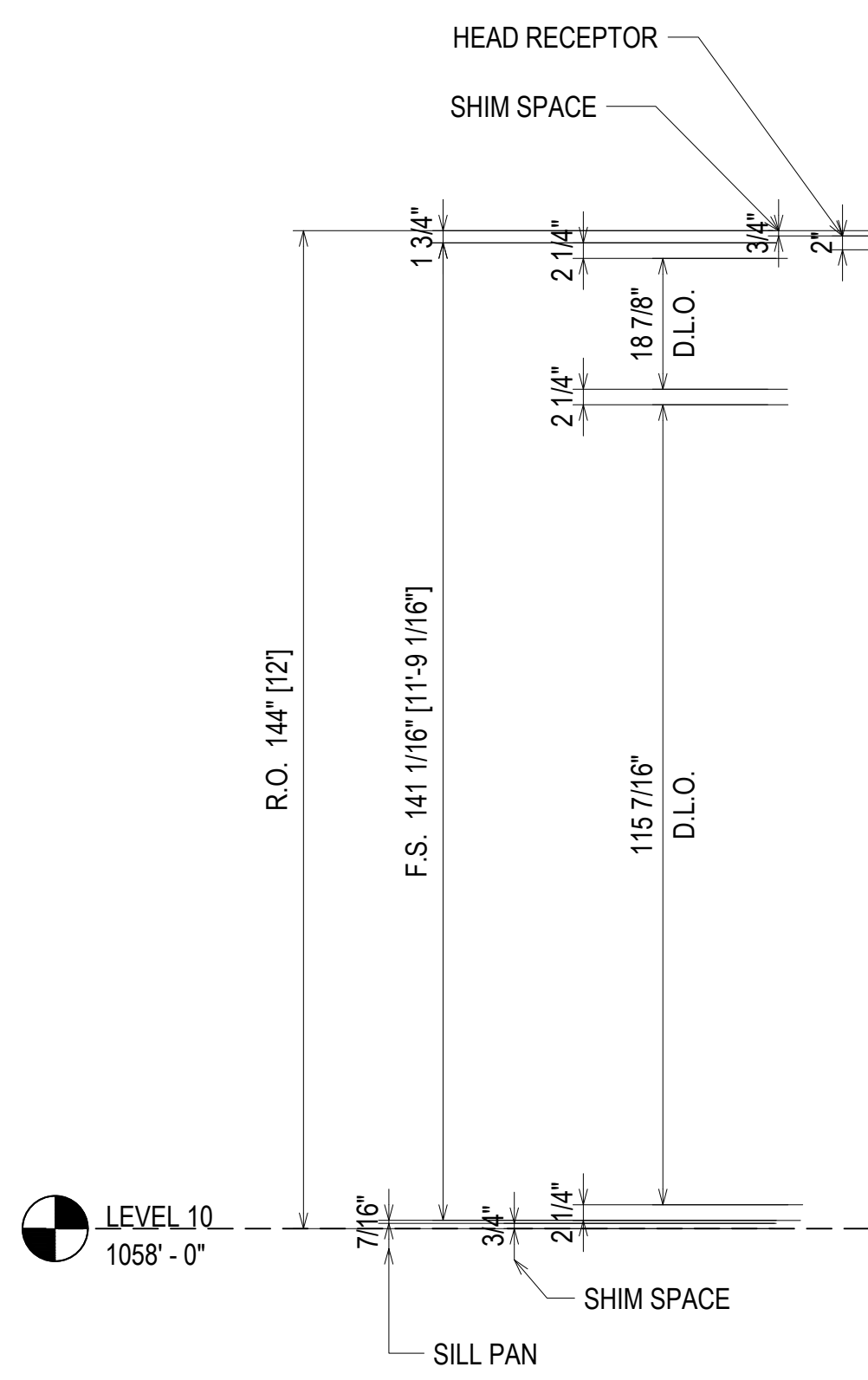
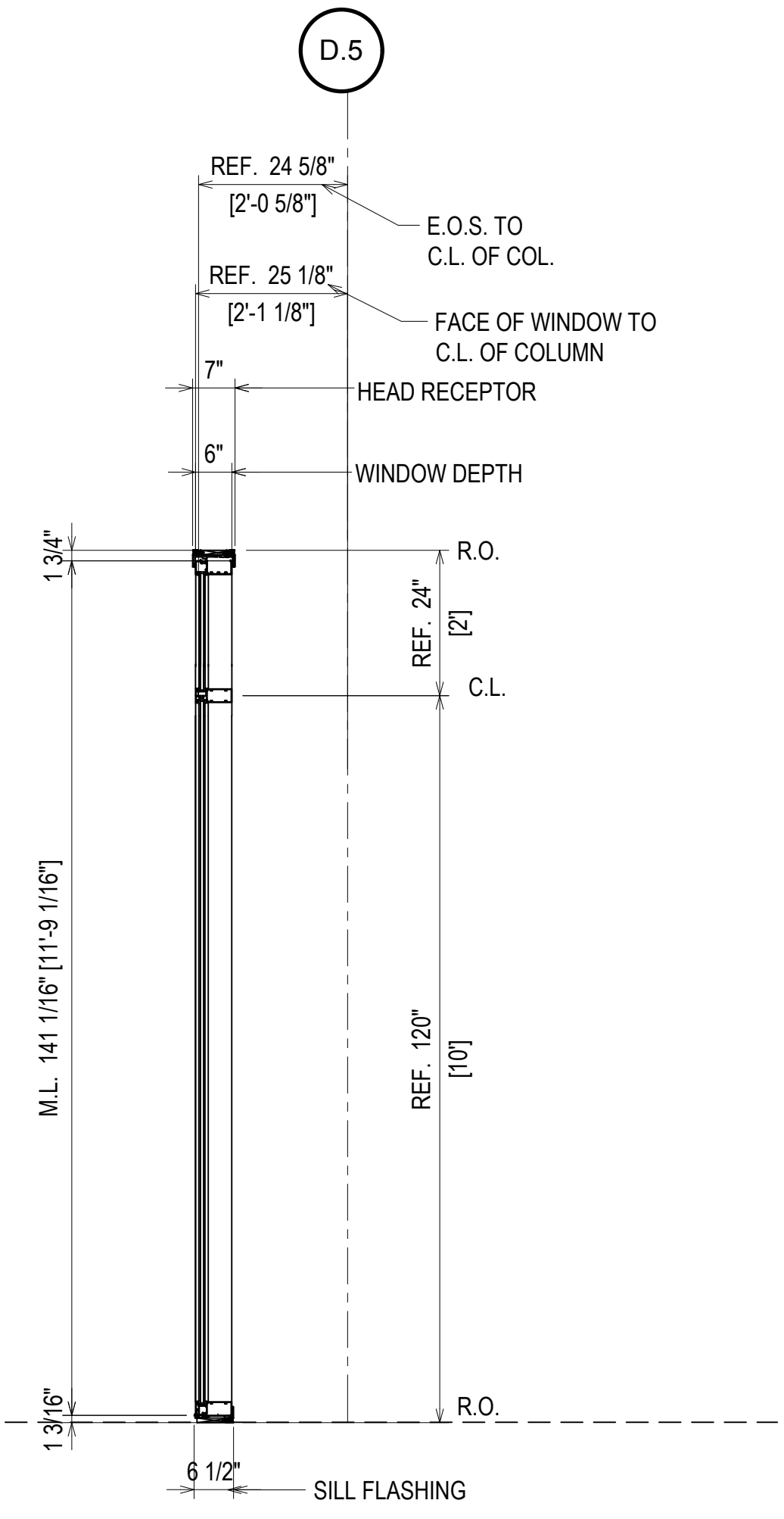
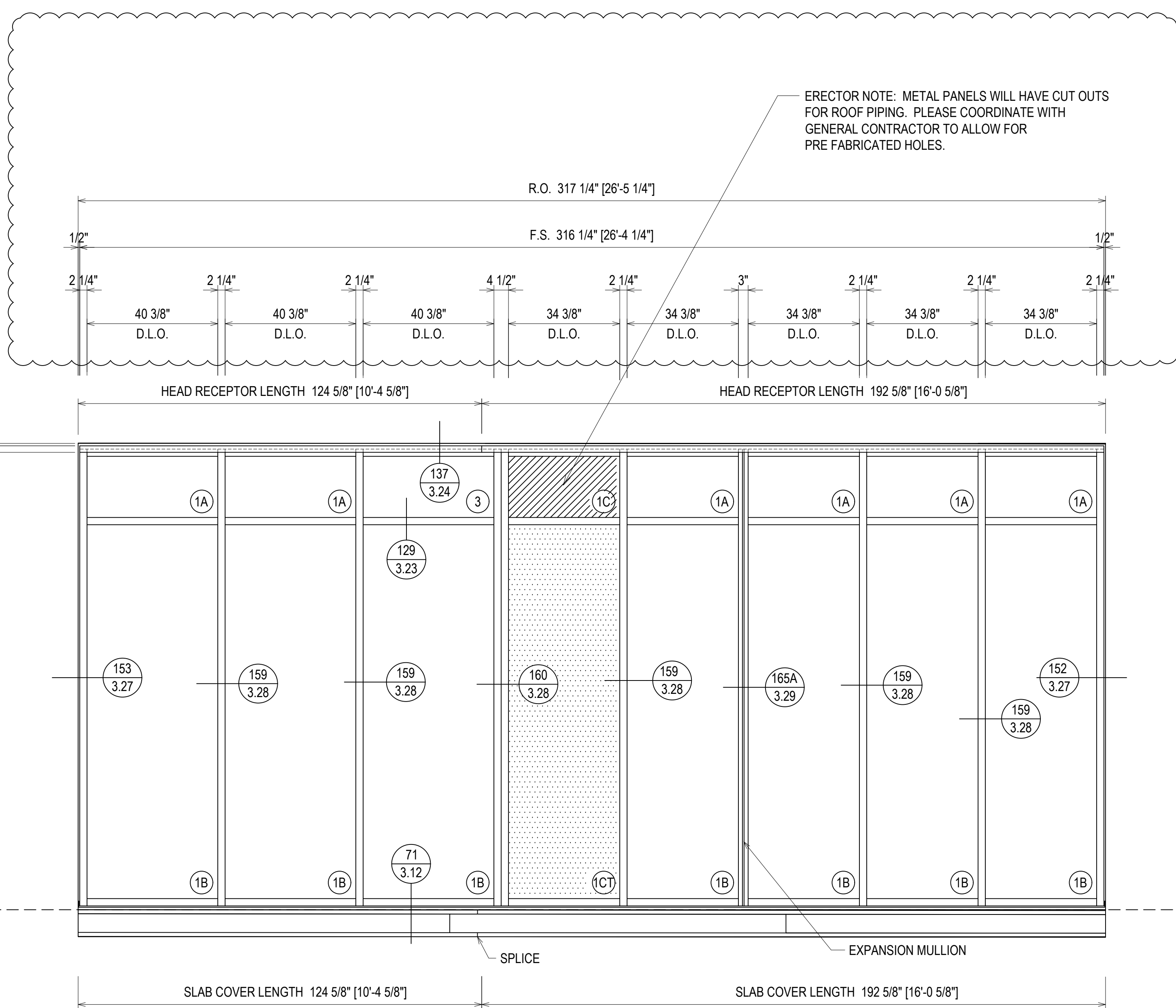


| DRAWN BY | DATE |
|-------------|----------|
| CW | 09.24.18 |
| APPROVED BY | DATE |
| PA | 09.24.18 |
| SCALE | FILE NO. |
| AS NOTED | |

ERECTOR / G.C. NOTE:
PLEASE FIELD VERIFY ALL DIMENSIONS

2.115

| | |
|-------------|------------------------------|
| DATE | 10/29/18 |
| DESCRIPTION | 1ST REVISION 2ND REVISION |
| REV. | A B |



FINISH:
CLEAR ANODIZED


⊗ = FIREMAN LOGO GLASS

ELEVATION C31
SCALE: 1/2" = 1'-0"
KAWNEER FG-501T 2 1/4" X 6"
WINDOW WALL SYSTEM (EXTERIOR INSTALLED)
1" INSULATED GLASS - FRONT SET
QUANTITY: 1

| QUANTITY C31 | |
|--------------|----------|
| FLOOR | QUANTITY |
| PLAZA LEVEL | 0 |
| 1ST FLOOR | 0 |
| 2ND FLOOR | 0 |
| 3RD FLOOR | 0 |
| 4TH FLOOR | 0 |
| 5TH FLOOR | 0 |
| 6TH FLOOR | 0 |
| 7TH FLOOR | 0 |
| 8TH FLOOR | 0 |
| 9TH FLOOR | 0 |
| 10TH FLOOR | 1 |
| TOTAL | 1 |

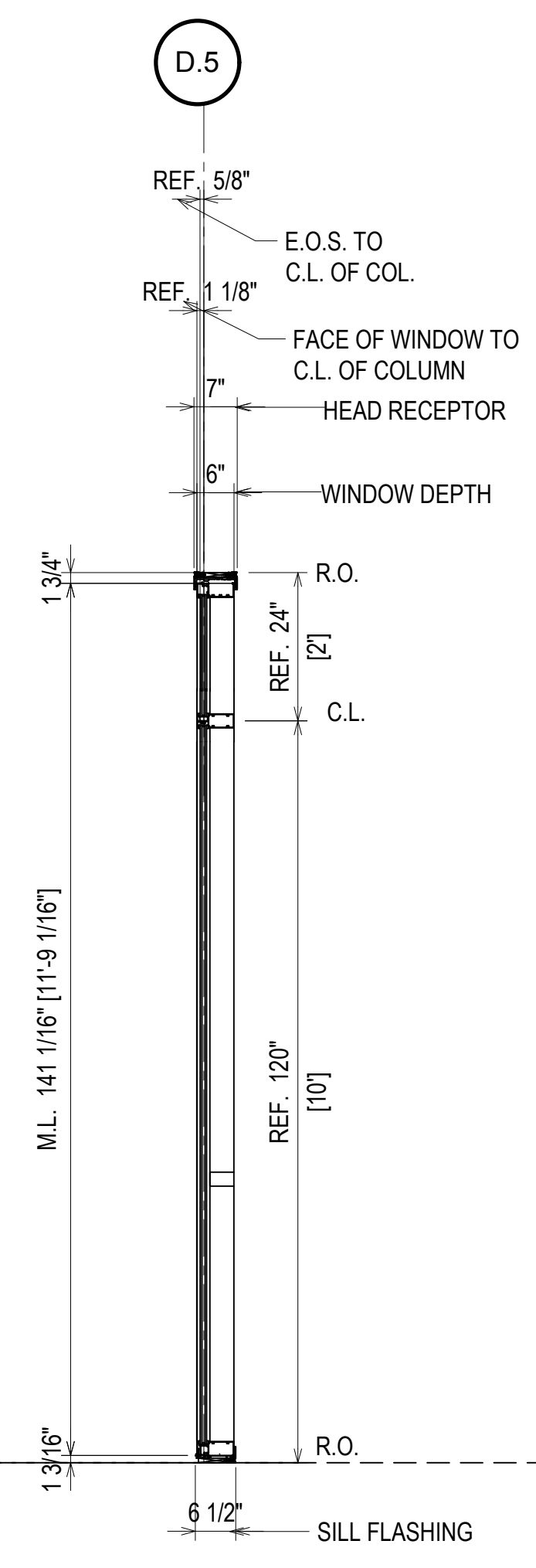
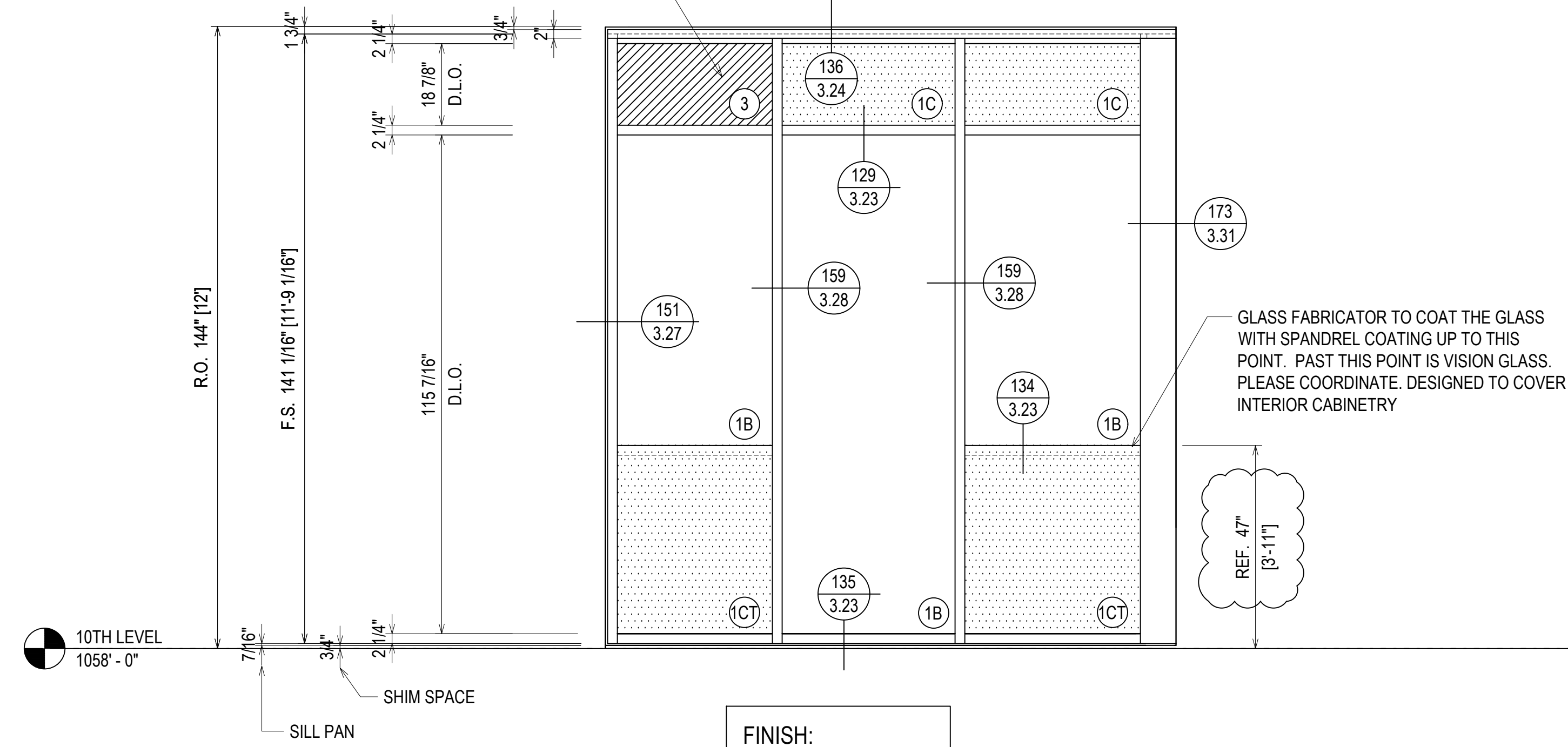
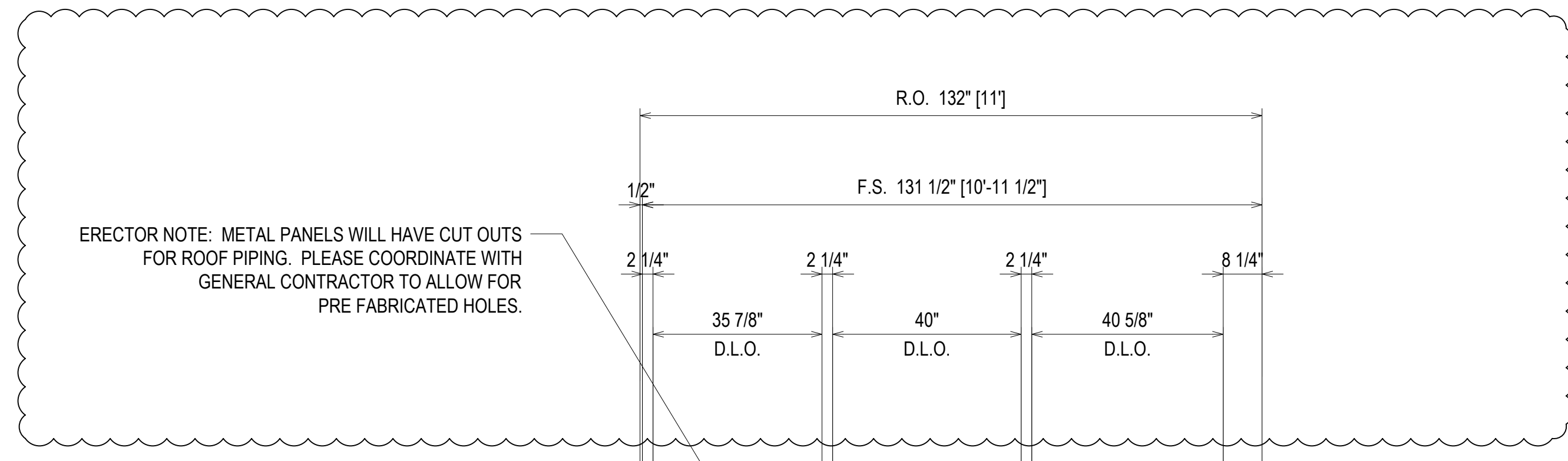
ERECTOR / G.C. NOTE:
PLEASE FIELD VERIFY ALL DIMENSIONS

CAMPERDOWN APARTMENTS
GREENVILLE, SC 29602

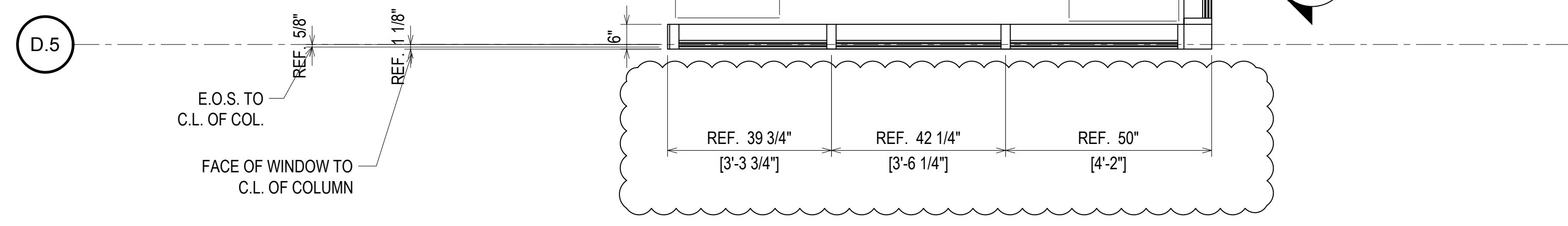


| | |
|-------------|----------|
| DRAWN BY | DATE |
| CW | 09.24.18 |
| APPROVED BY | SHEET |
| PA | 09.24.18 |
| SCALE | FILE NO. |
| AS NOTED | |

2.116



| QUANTITY C32 | |
|--------------|----------|
| FLOOR | QUANTITY |
| PLAZA LEVEL | 0 |
| 1ST FLOOR | 0 |
| 2ND FLOOR | 0 |
| 3RD FLOOR | 0 |
| 4TH FLOOR | 0 |
| 5TH FLOOR | 0 |
| 6TH FLOOR | 0 |
| 7TH FLOOR | 0 |
| 8TH FLOOR | 0 |
| 9TH FLOOR | 0 |
| 10TH FLOOR | 1 |
| TOTAL | 1 |



ELEVATION C32
 SCALE: 1/2" = 1'-0"
 KAWNEER FG-501T 2 1/4" X 6"
 WINDOW WALL SYSTEM (EXTERIOR INSTALLED)
 1" INSULATED GLASS - FRONT SET
 QUANTITY: 1

⊗ = FIREMAN LOGO GLASS

| REV. | DESCRIPTION | DATE |
|------|--------------|----------|
| A | 1ST REVISION | 10/23/18 |
| B | 2ND REVISION | 12/18/18 |

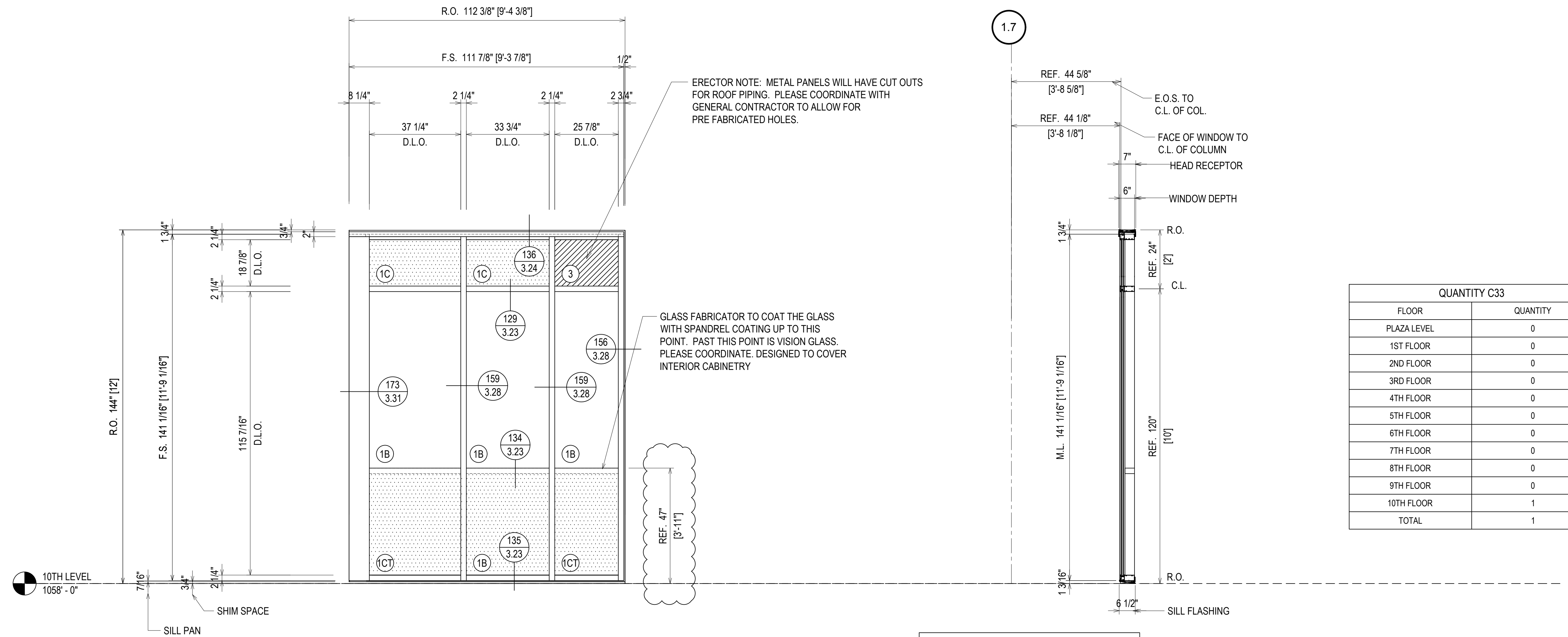
CAMPERDOWN APARTMENTS
 GREENVILLE, SC 29602



| | |
|-----------------|----------------|
| DRAWN BY: CW | DATE: 09.24.18 |
| APPROVED BY: PA | DATE: 09.24.18 |
| SCALE: AS NOTED | FILE NO: |

ERECTOR / G.C. NOTE:
 PLEASE FIELD VERIFY ALL DIMENSIONS

2.117



ERECTOR NOTE: METAL PANELS WILL HAVE CUT OUTS FOR ROOF PIPING. PLEASE COORDINATE WITH GENERAL CONTRACTOR TO ALLOW FOR PRE FABRICATED HOLES.

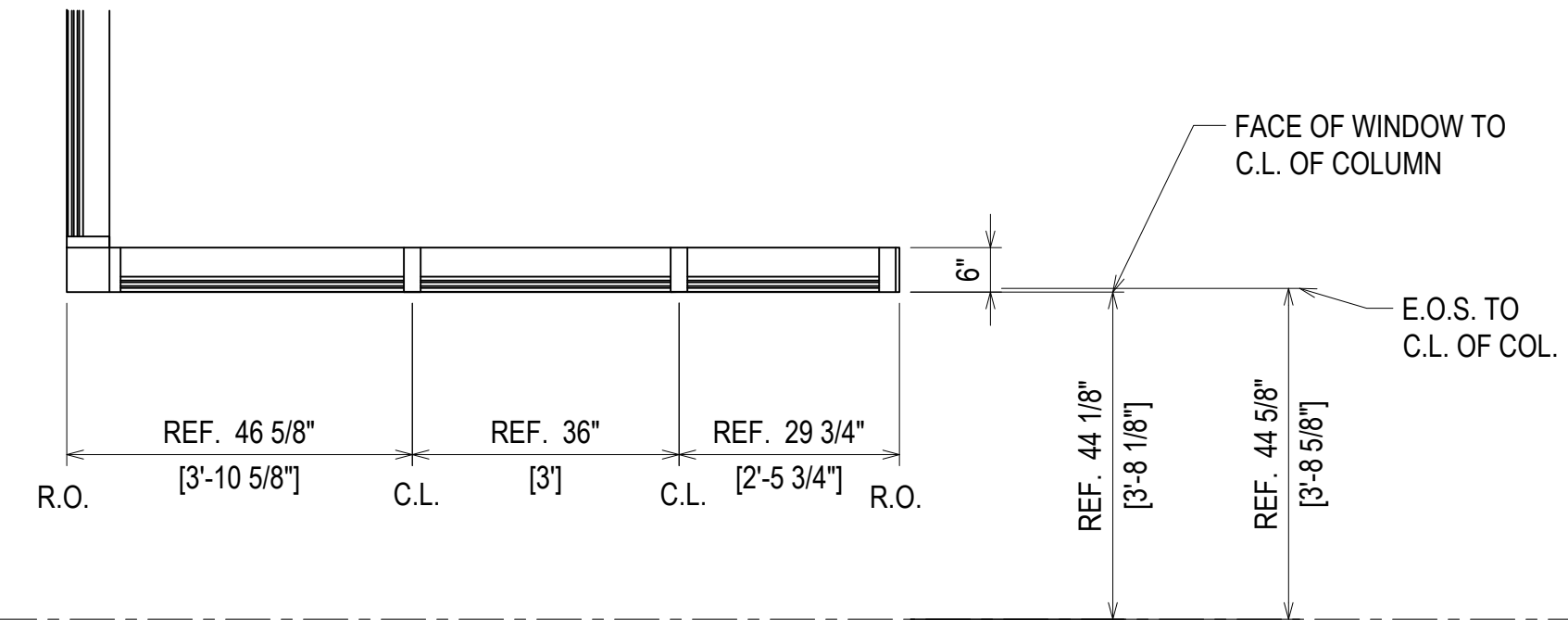
GLASS FABRICATOR TO COAT THE GLASS WITH SPANDREL COATING UP TO THIS POINT. PAST THIS POINT IS VISION GLASS. PLEASE COORDINATE. DESIGNED TO COVER INTERIOR CABINETRY

| QUANTITY C33 | |
|--------------|----------|
| FLOOR | QUANTITY |
| PLAZA LEVEL | 0 |
| 1ST FLOOR | 0 |
| 2ND FLOOR | 0 |
| 3RD FLOOR | 0 |
| 4TH FLOOR | 0 |
| 5TH FLOOR | 0 |
| 6TH FLOOR | 0 |
| 7TH FLOOR | 0 |
| 8TH FLOOR | 0 |
| 9TH FLOOR | 0 |
| 10TH FLOOR | 1 |
| TOTAL | 1 |

= FIREMAN LOGO GLASS

FINISH:
CLEAR ANODIZED

C32
2.117




1.7

ELEVATION C33
SCALE: 1/2" = 1'-0"
KAWNEER FG-501T 2 1/4" X 6"
WINDOW WALL SYSTEM (EXTERIOR INSTALLED)
1" INSULATED GLASS - FRONT SET
QUANTITY: 1

ERECTOR / G.C. NOTE:
PLEASE FIELD VERIFY ALL DIMENSIONS

| REV. | DESCRIPTION | DATE |
|------|--------------|----------|
| A | 1ST REVISION | 10/23/18 |
| B | 2ND REVISION | 12/19/18 |

CAMPERDOWN APARTMENTS
GREENVILLE, SC 29602




| DRAWN BY | DATE |
|-------------|----------|
| CW | 09.24.18 |
| APPROVED BY | DATE |
| PA | 09.24.18 |
| SCALE | FILE NO. |
| AS NOTED | |

2.118

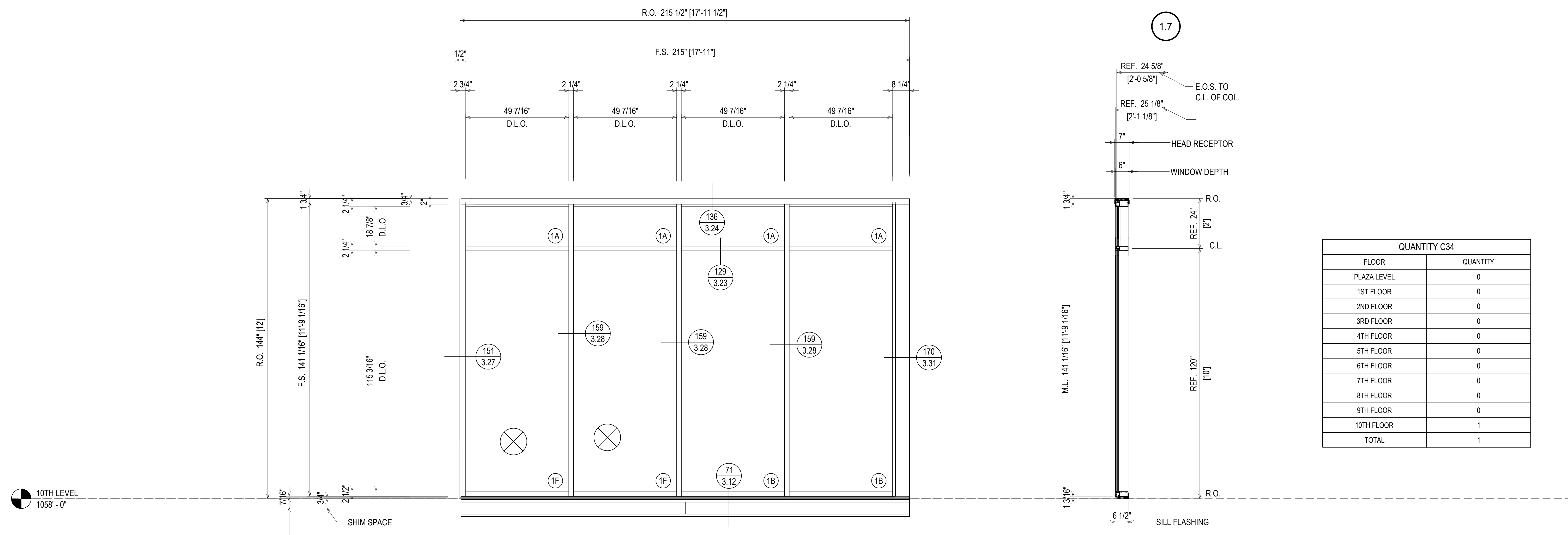
| | |
|-------------|------------------------------|
| DATE | 10/23/18 |
| DESCRIPTION | 1ST REVISION 2ND REVISION |
| REV. | A B |

CAMPERDOWN APARTMENTS
GREENVILLE, SC 29602



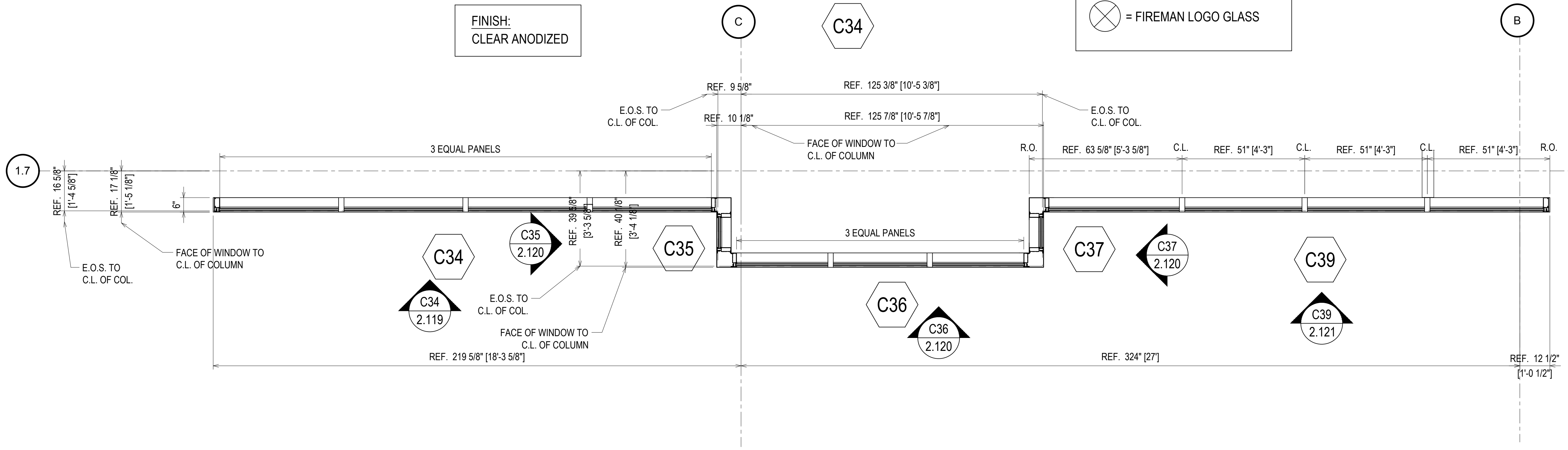
| | |
|-------------|----------|
| DRAWN BY | DATE |
| CW | 09.24.18 |
| APPROVED BY | SHEET |
| PA | 09.24.18 |
| SCALE | AS NOTED |
| FILE NO. | |

2.119



FINISH:
CLEAR ANODIZED

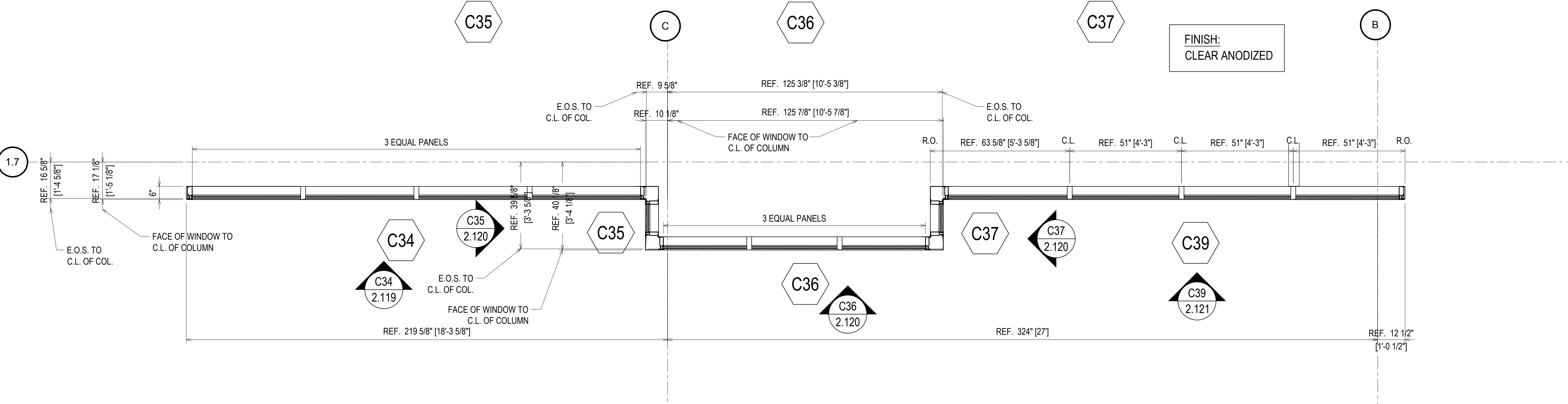
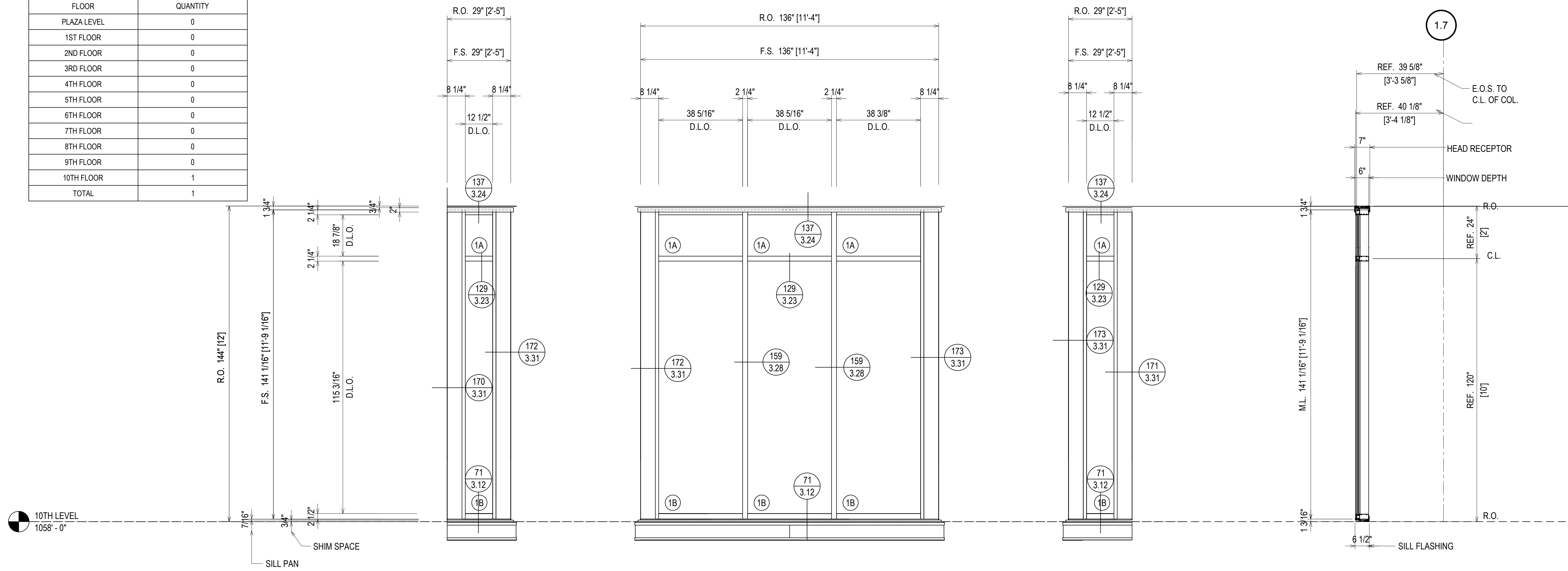
⊗ = FIREMAN LOGO GLASS



ELEVATION C34
SCALE: 1/2" = 1'-0"
KAWNEER FG-501T 2 1/4" X 6"
WINDOW WALL SYSTEM (EXTERIOR INSTALLED)
1" INSULATED GLASS - FRONT SET
QUANTITY: 1

ERECTOR / G.C. NOTE:
PLEASE FIELD VERIFY ALL DIMENSIONS

| QUANTITY C35-C36-C37 | |
|----------------------|----------|
| FLOOR | QUANTITY |
| PLAZA LEVEL | 0 |
| 1ST FLOOR | 0 |
| 2ND FLOOR | 0 |
| 3RD FLOOR | 0 |
| 4TH FLOOR | 0 |
| 5TH FLOOR | 0 |
| 6TH FLOOR | 0 |
| 7TH FLOOR | 0 |
| 8TH FLOOR | 0 |
| 9TH FLOOR | 0 |
| 10TH FLOOR | 1 |
| TOTAL | 1 |




ELEVATION **C35** **C36** **C37**
 SCALE: 1/2" = 1'-0"
 KAWNEER FG-501T 2 1/4" X 6"
 WINDOW WALL SYSTEM (EXTERIOR INSTALLED)
 1" INSULATED GLASS - FRONT SET
 QUANTITY: 1

FINISH:
CLEAR ANODIZED

| | |
|-------------|------------------------------|
| DATE | 10/22/18 |
| DESCRIPTION | 1ST REVISION 2ND REVISION |
| REV. | A B |

CAMPERDOWN APARTMENTS
 GREENVILLE, SC 29602

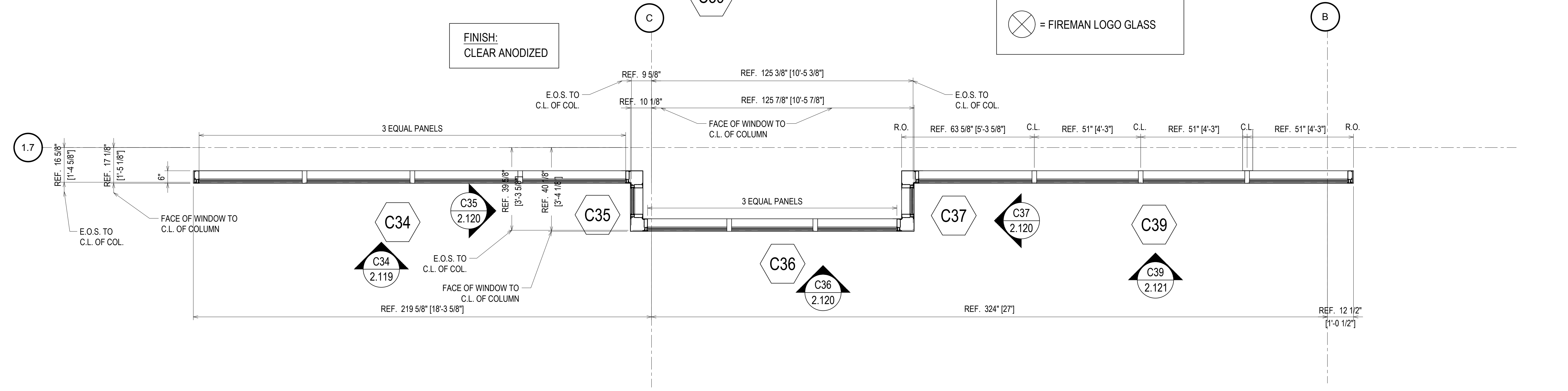
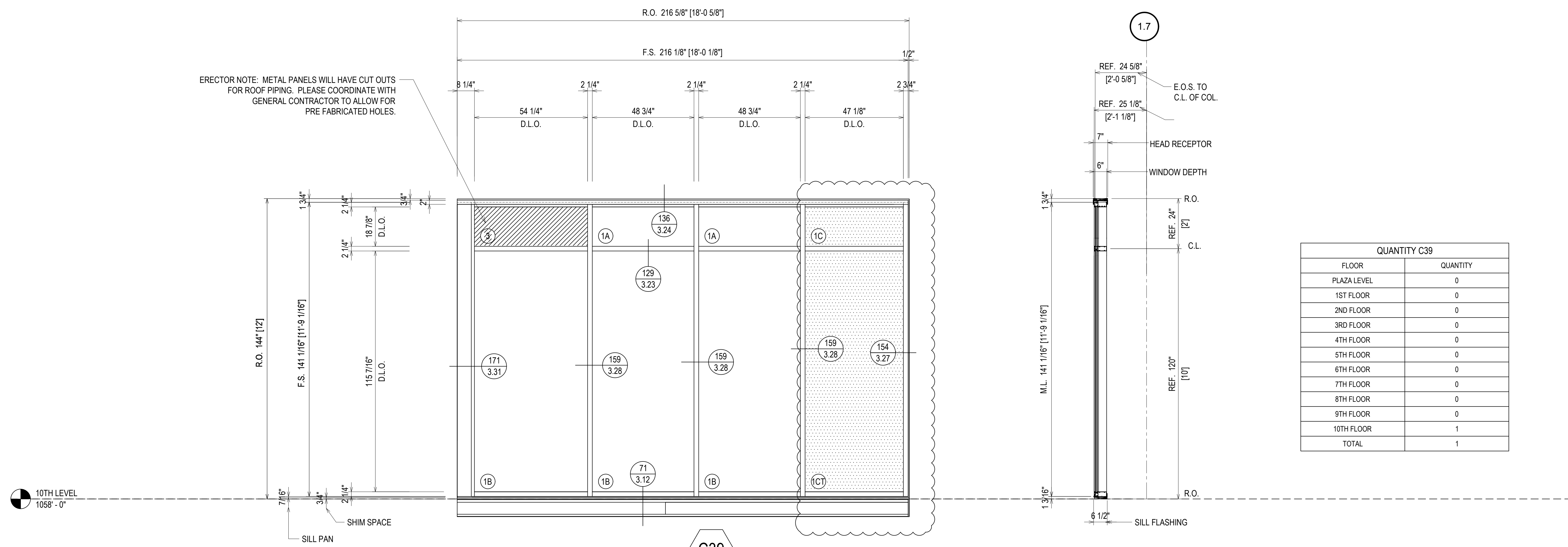


| | |
|-------------|----------|
| DRAWN BY | DATE |
| CW | 09.24.18 |
| APPROVED BY | DATE |
| PA | 09.24.18 |
| SCALE | |
| AS NOTED | |
| FILE NO | |

ERECTOR / G.C. NOTE:
PLEASE FIELD VERIFY ALL DIMENSIONS

2.120

ERECTOR NOTE: METAL PANELS WILL HAVE CUT OUTS FOR ROOF PIPING. PLEASE COORDINATE WITH GENERAL CONTRACTOR TO ALLOW FOR PRE FABRICATED HOLES.



ELEVATION C39
 SCALE: 1/2" = 1'-0"
 KAWNEER FG-501T 2 1/4" X 6"
 WINDOW WALL SYSTEM (EXTERIOR INSTALLED)
 1" INSULATED GLASS - FRONT SET
 QUANTITY: 1

ERECTOR / G.C. NOTE:
 PLEASE FIELD VERIFY ALL DIMENSIONS

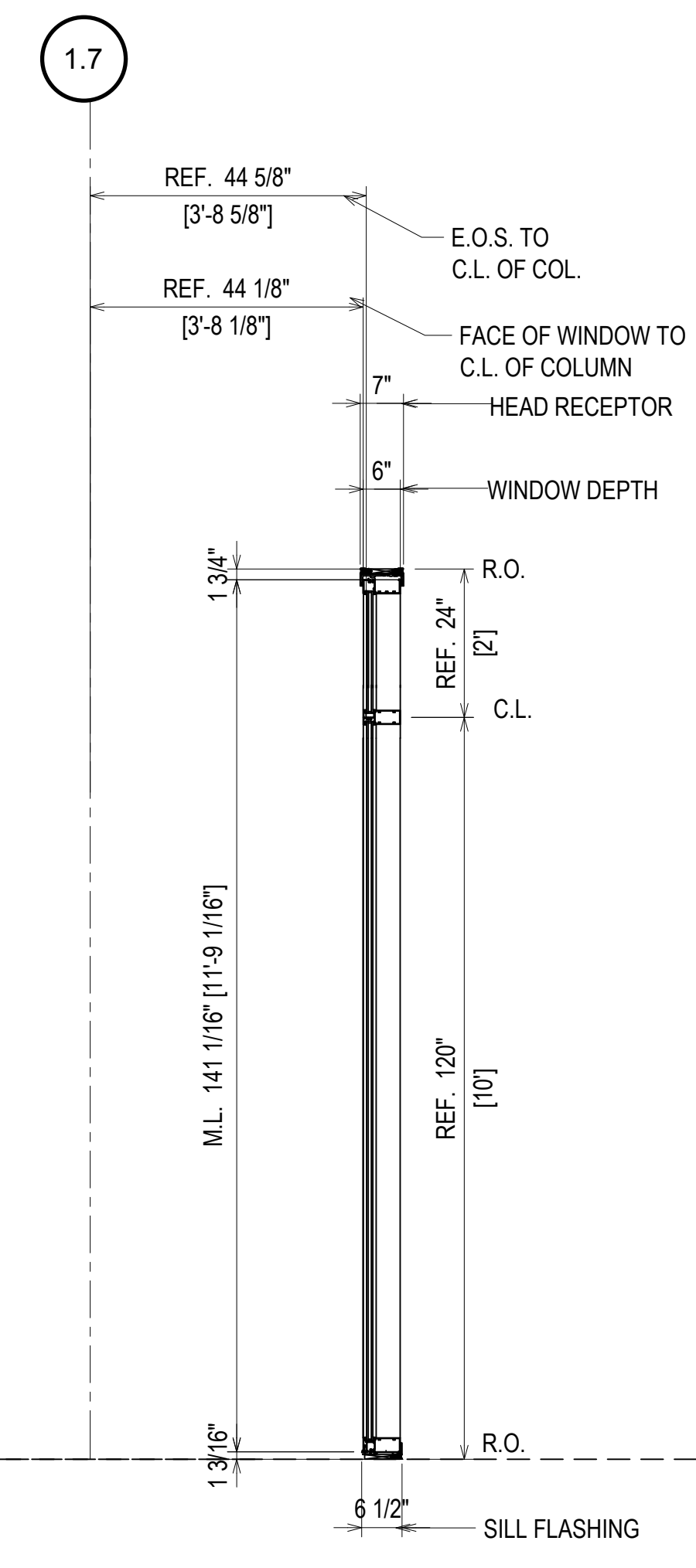
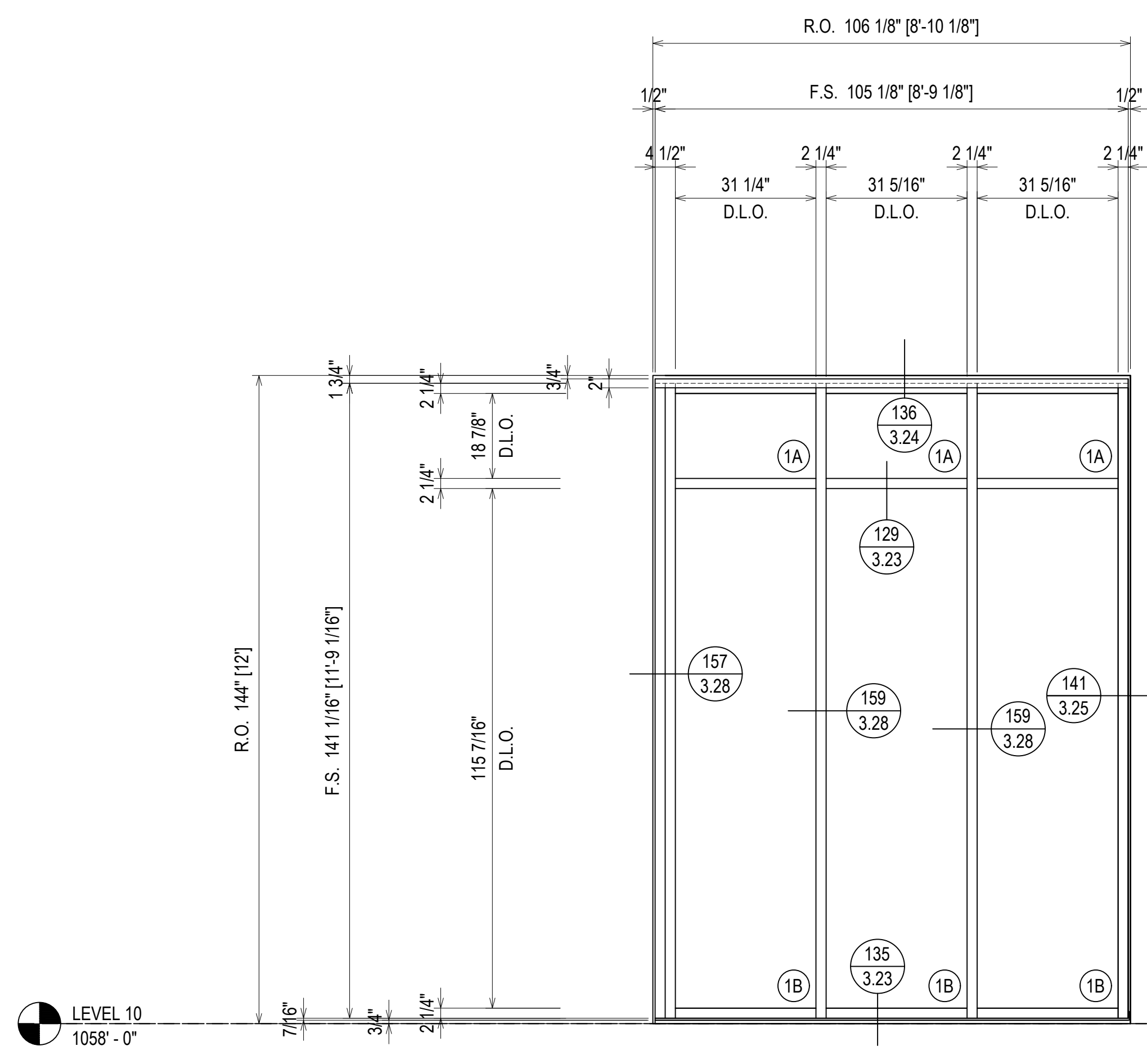
| REV. | DESCRIPTION | DATE |
|------|--------------|----------|
| A | 1ST REVISION | 10/23/18 |
| B | 2ND REVISION | 12/18/18 |

CAMPERDOWN APARTMENTS
 GREENVILLE, SC 29602



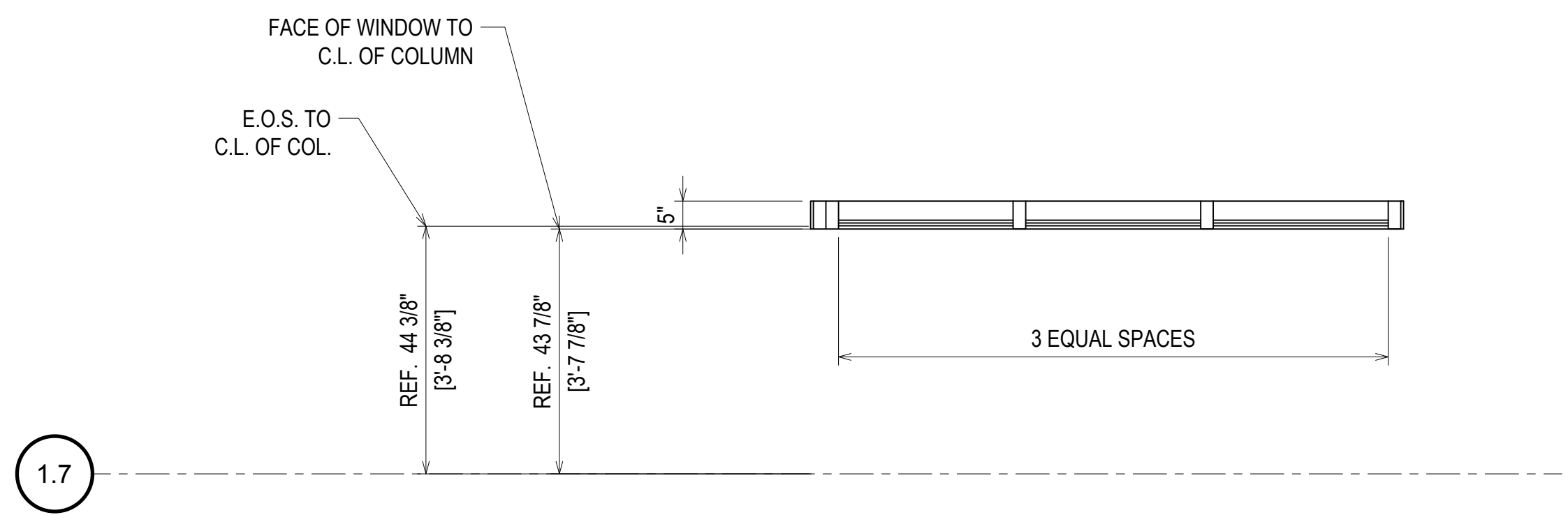
| DRAWN BY | DATE |
|-------------|----------|
| CW | 09.24.18 |
| APPROVED BY | DATE |
| PA | 09.24.18 |
| SCALE | FILE NO. |
| AS NOTED | |

2.121



LEVEL 10
 1058' - 0"

FINISH:
 CLEAR ANODIZED



= FIREMAN LOGO GLASS


| QUANTITY C40 | |
|--------------|----------|
| FLOOR | QUANTITY |
| PLAZA LEVEL | 0 |
| 1ST FLOOR | 0 |
| 2ND FLOOR | 0 |
| 3RD FLOOR | 0 |
| 4TH FLOOR | 0 |
| 5TH FLOOR | 0 |
| 6TH FLOOR | 0 |
| 7TH FLOOR | 0 |
| 8TH FLOOR | 0 |
| 9TH FLOOR | 0 |
| 10TH FLOOR | 1 |
| TOTAL | 1 |

ELEVATION C40
 SCALE: 1/2" = 1'-0"
 KAWNEER FG-501T 2 1/4" X 6"
 WINDOW WALL SYSTEM (EXTERIOR INSTALLED)
 1" INSULATED GLASS - FRONT SET
 QUANTITY: 1

ERECTOR / G.C. NOTE:
 PLEASE FIELD VERIFY ALL DIMENSIONS

| REV. | DESCRIPTION | DATE |
|------|--------------|----------|
| A | 1ST REVISION | 10/22/18 |
| B | 2ND REVISION | 12/18/18 |

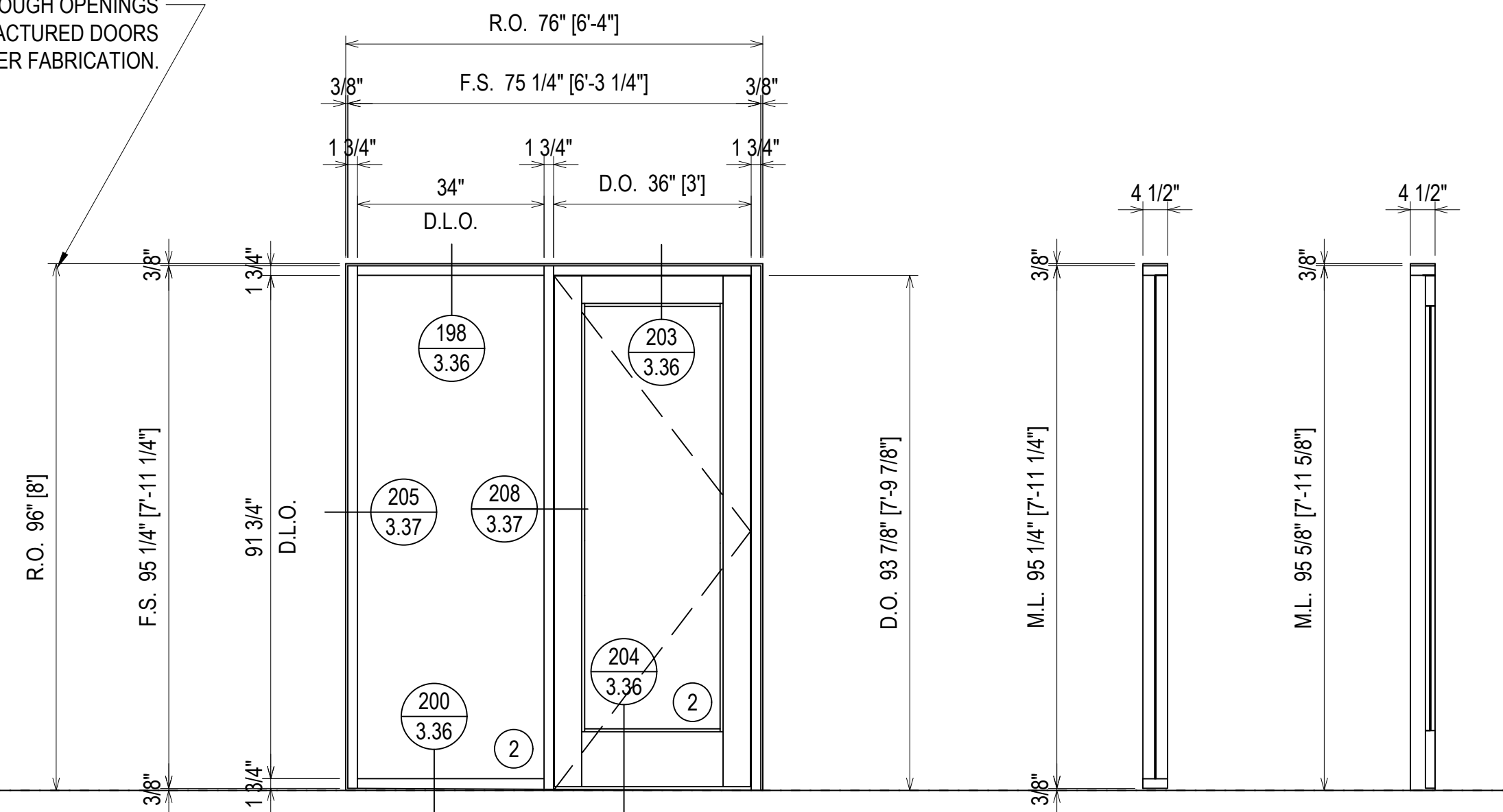
CAMPERDOWN APARTMENTS
 GREENVILLE, SC 29602



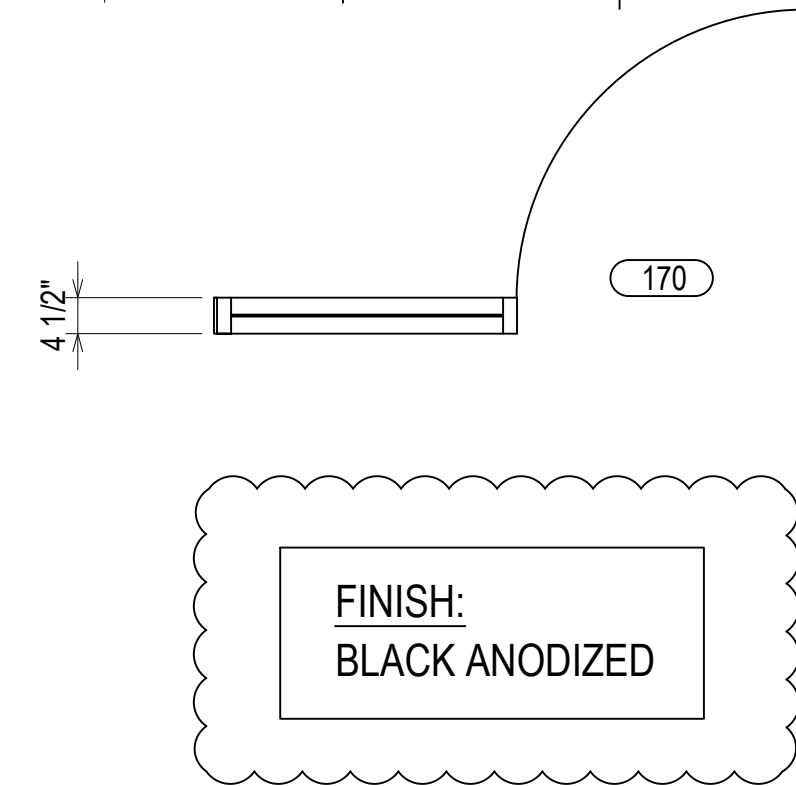
| | |
|-----------------|----------------|
| DRAWN BY: CW | DATE: 09.24.18 |
| APPROVED BY: PA | DATE: 09.24.18 |
| SCALE: AS NOTED | FILE NO: |

2.122

GC: PLEASE COORDINATE THE ROUGH OPENINGS TO THESE SHOP DRAWINGS. PRE MANUFACTURED DOORS DO NOT ALLOW FOR ADJUSTMENT AFTER FABRICATION.



| QUANTITY F1 | |
|-------------|----------|
| FLOOR | QUANTITY |
| PLAZA LEVEL | 0 |
| 1ST FLOOR | 1 |
| 2ND FLOOR | 0 |
| 3RD FLOOR | 0 |
| 4TH FLOOR | 0 |
| 5TH FLOOR | 0 |
| 6TH FLOOR | 0 |
| 7TH FLOOR | 0 |
| 8TH FLOOR | 0 |
| 9TH FLOOR | 0 |
| 10TH FLOOR | 0 |
| TOTAL | 1 |

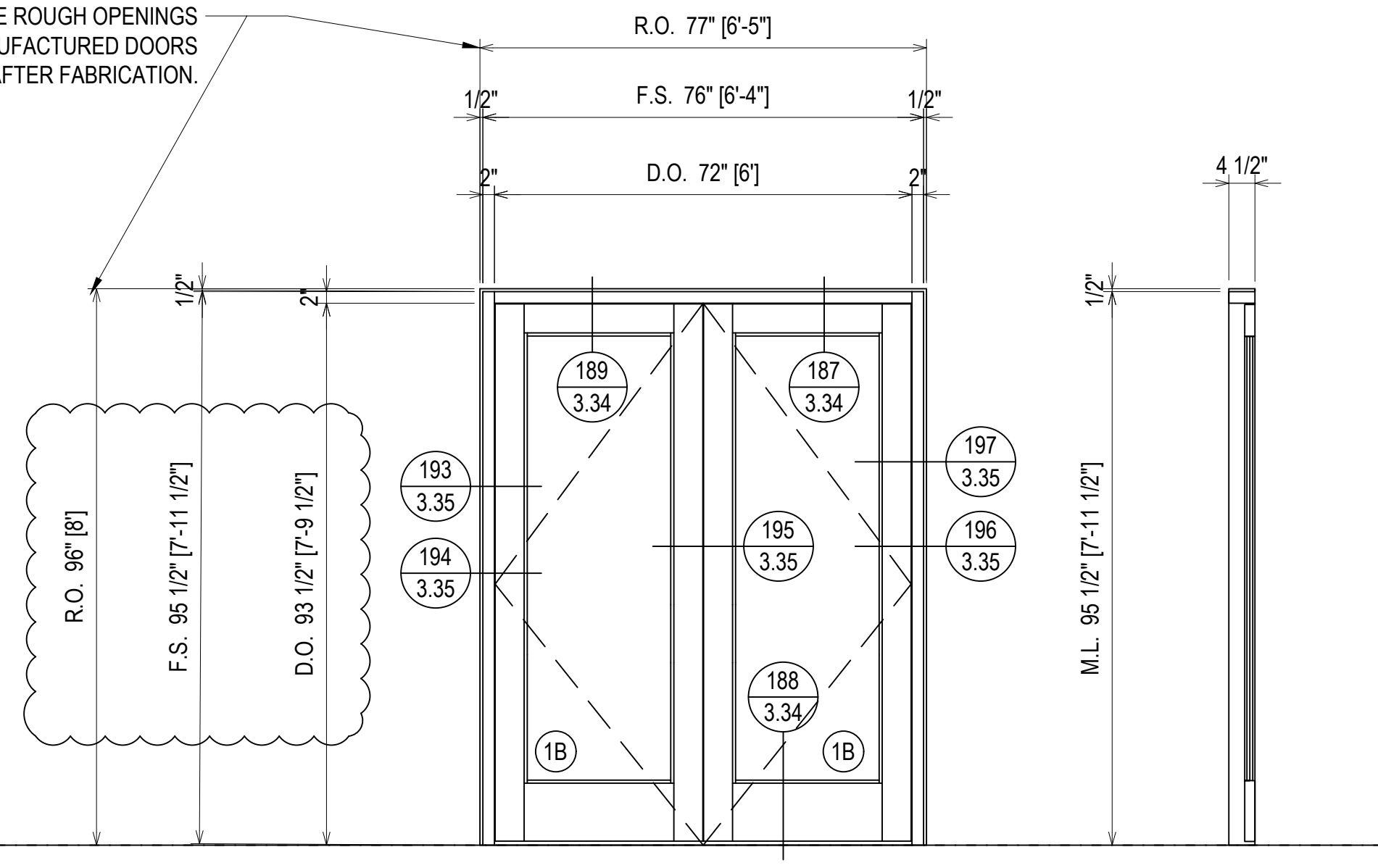


ELEVATION F1

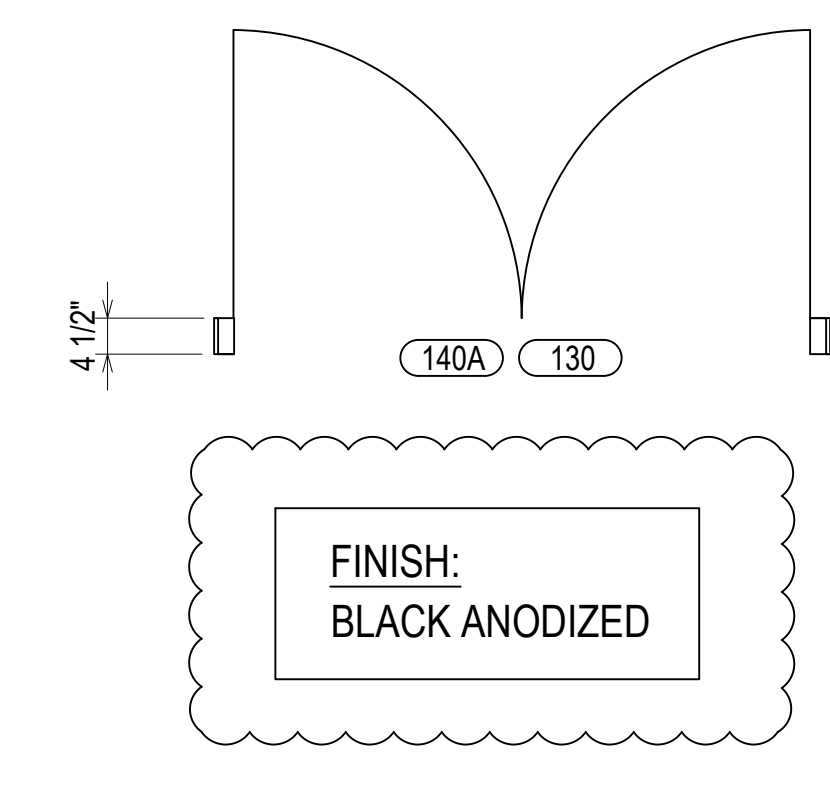
SCALE: 1/2" = 1'-0"
 KAWNEER FG-450 1 3/4" X 4 1/2"
 INTERIOR STOREFRONT
 1/4" GLASS - CENTER SET
 KAWNEER 500 WIDE STILE DOORS
 QUANTITY: 1

FINISH:
BLACK ANODIZED

GC: PLEASE COORDINATE THE ROUGH OPENINGS TO THESE SHOP DRAWINGS. PRE MANUFACTURED DOORS DO NOT ALLOW FOR ADJUSTMENT AFTER FABRICATION.



| QUANTITY FDI | |
|--------------|----------|
| FLOOR | QUANTITY |
| PLAZA LEVEL | 0 |
| 1ST FLOOR | 2 |
| 2ND FLOOR | 0 |
| 3RD FLOOR | 0 |
| 4TH FLOOR | 0 |
| 5TH FLOOR | 0 |
| 6TH FLOOR | 0 |
| 7TH FLOOR | 0 |
| 8TH FLOOR | 0 |
| 9TH FLOOR | 0 |
| 10TH FLOOR | 0 |
| TOTAL | 2 |

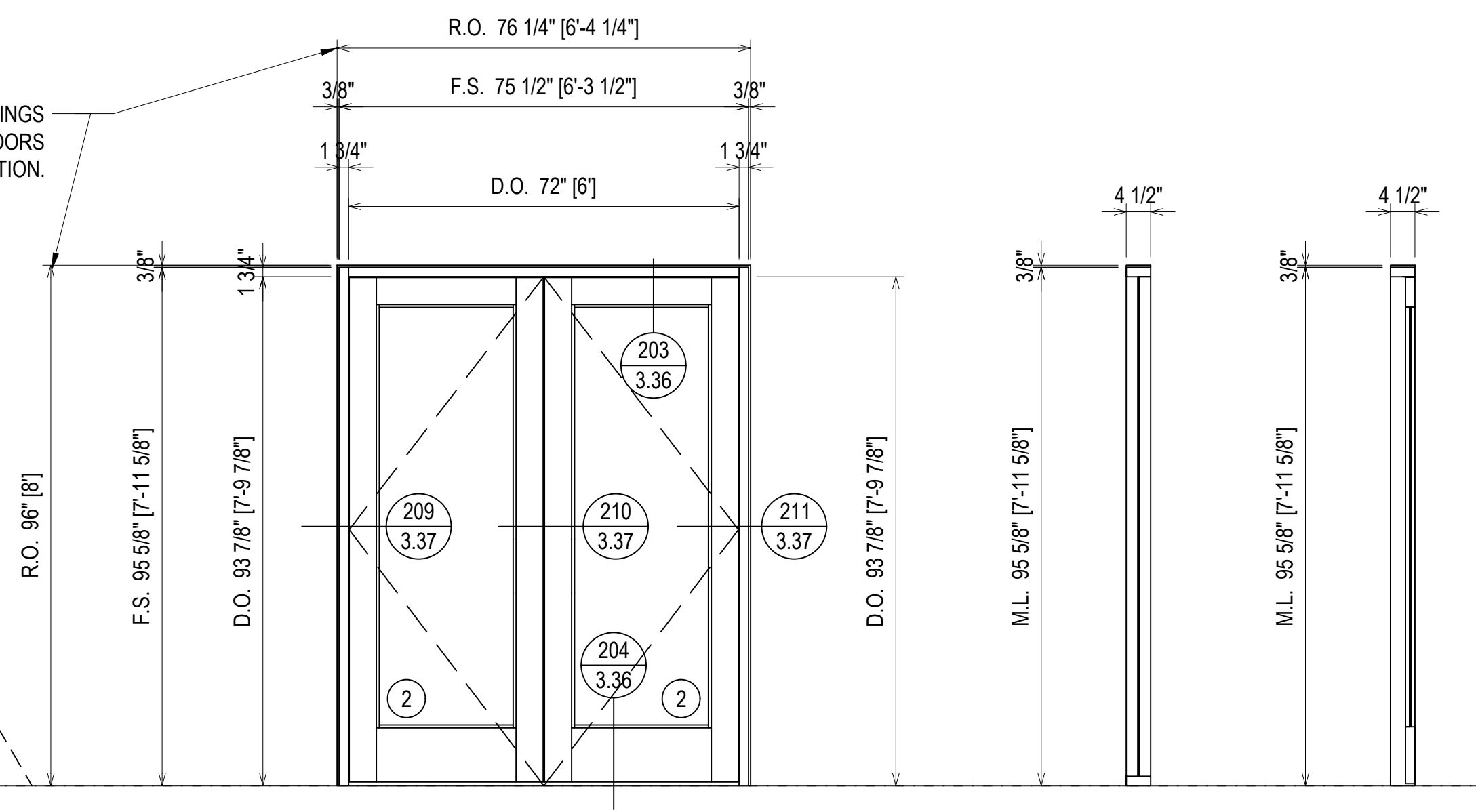


ELEVATION FDI

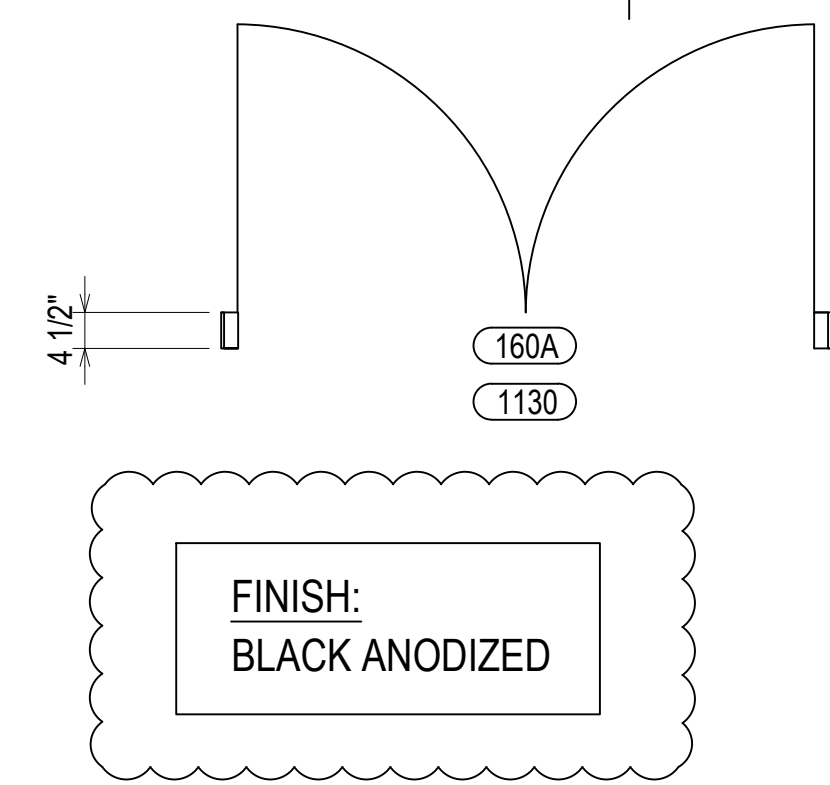
SCALE: 1/2" = 1'-0"
 KAWNEER FG-451 2" X 4 1/2"
 EXTERIOR STOREFRONT
 1" INSULATED GLASS - CENTER SET
 KAWNEER 500 WIDE STILE DOORS
 QUANTITY: 2

FINISH:
BLACK ANODIZED

GC: PLEASE COORDINATE THE ROUGH OPENINGS TO THESE SHOP DRAWINGS. PRE MANUFACTURED DOORS DO NOT ALLOW FOR ADJUSTMENT AFTER FABRICATION.



| QUANTITY FD1A | |
|---------------|----------|
| FLOOR | QUANTITY |
| PLAZA LEVEL | 0 |
| 1ST FLOOR | 1 |
| 2ND FLOOR | 0 |
| 3RD FLOOR | 0 |
| 4TH FLOOR | 0 |
| 5TH FLOOR | 0 |
| 6TH FLOOR | 0 |
| 7TH FLOOR | 0 |
| 8TH FLOOR | 0 |
| 9TH FLOOR | 0 |
| 10TH FLOOR | 1 |
| TOTAL | 2 |

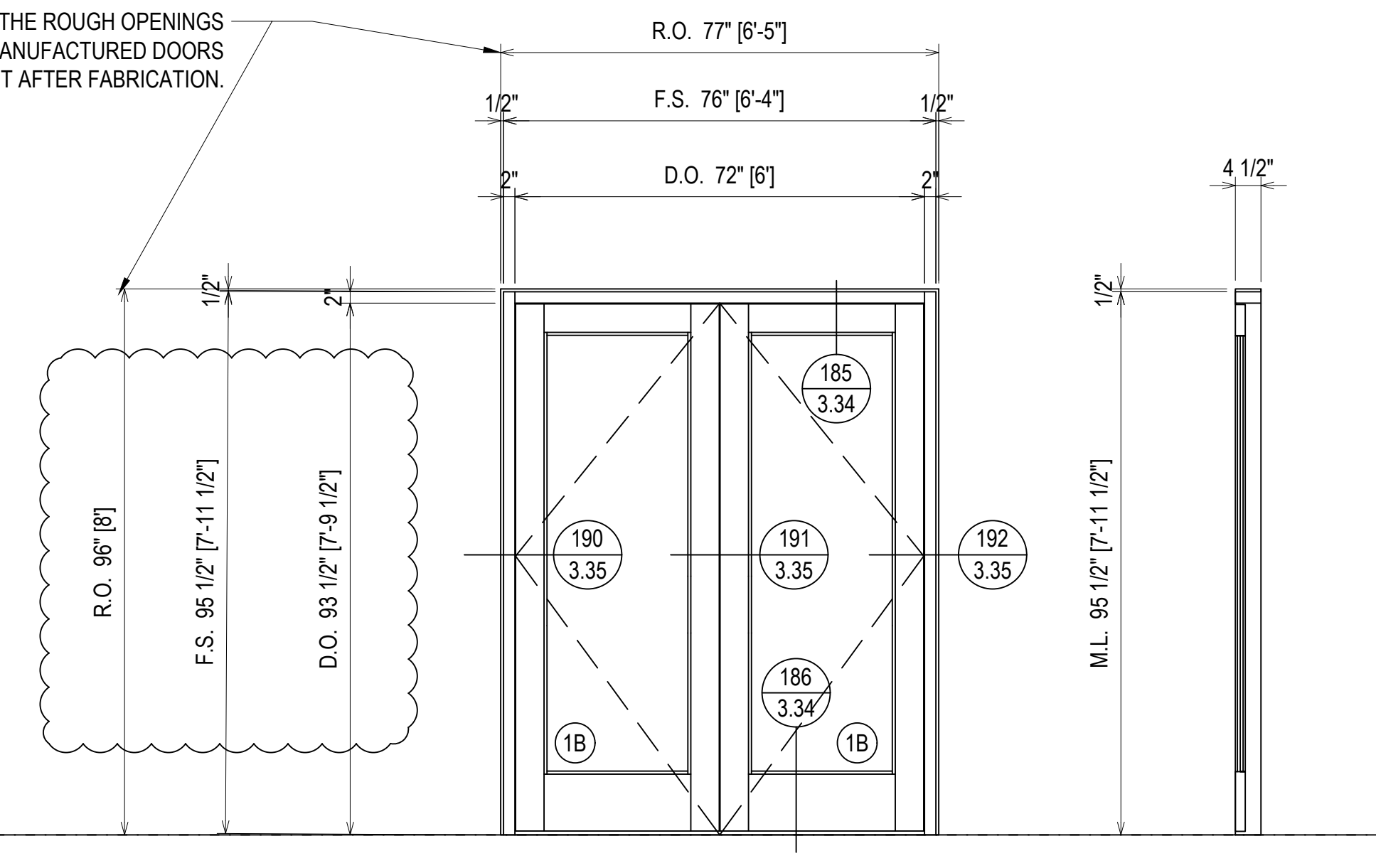


ELEVATION FD1A

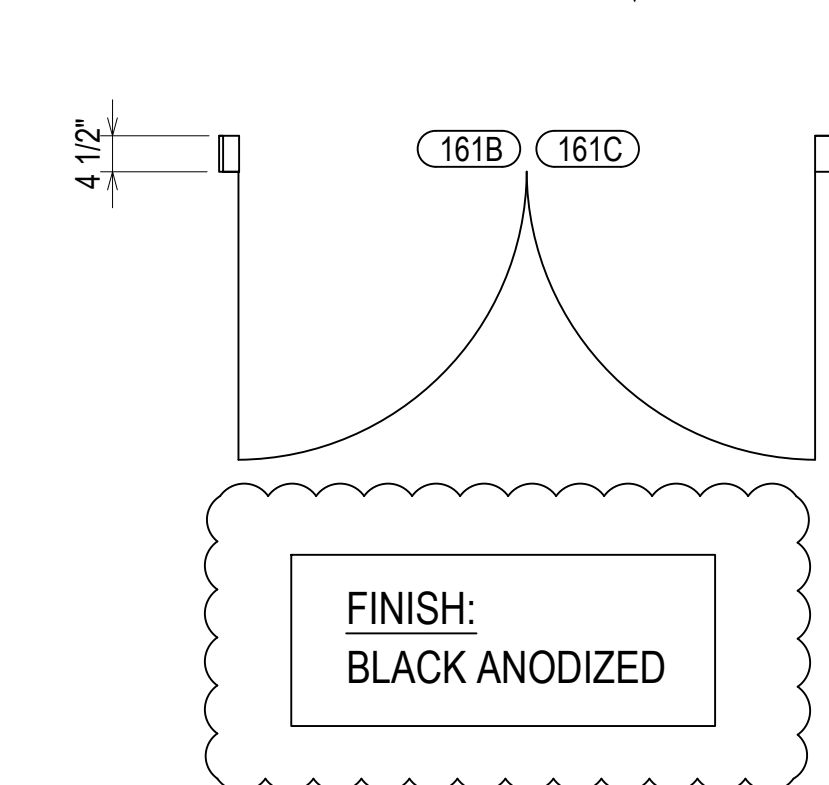
SCALE: 1/2" = 1'-0"
 KAWNEER FG-450 1 3/4" X 4 1/2"
 INTERIOR STOREFRONT
 1/4" GLASS - CENTER SET
 KAWNEER 500 WIDE STILE DOORS
 QUANTITY: 2

FINISH:
BLACK ANODIZED

GC: PLEASE COORDINATE THE ROUGH OPENINGS TO THESE SHOP DRAWINGS. PRE MANUFACTURED DOORS DO NOT ALLOW FOR ADJUSTMENT AFTER FABRICATION.



| QUANTITY FDO | |
|--------------|----------|
| FLOOR | QUANTITY |
| PLAZA LEVEL | 0 |
| 1ST FLOOR | 2 |
| 2ND FLOOR | 0 |
| 3RD FLOOR | 0 |
| 4TH FLOOR | 0 |
| 5TH FLOOR | 0 |
| 6TH FLOOR | 0 |
| 7TH FLOOR | 0 |
| 8TH FLOOR | 0 |
| 9TH FLOOR | 0 |
| 10TH FLOOR | 0 |
| TOTAL | 2 |



ELEVATION FDO

SCALE: 1/2" = 1'-0"
 KAWNEER FG-451 2" X 4 1/2"
 EXTERIOR STOREFRONT
 1" INSULATED GLASS - CENTER SET
 KAWNEER 500 WIDE STILE DOORS
 QUANTITY: 2

FINISH:
BLACK ANODIZED

| | |
|-------------|------------------------------|
| DATE | 10/22/18 |
| DESCRIPTION | 1ST REVISION 2ND REVISION |
| REV. | A B |

CAMPERDOWN APARTMENTS
 GREENVILLE, SC 29602




| | |
|-------------|----------|
| DRAWN BY | DATE |
| CW | 09.24.18 |
| APPROVED BY | SHEET |
| PA | 09.24.18 |
| SCALE | FILE NO. |
| AS NOTED | |

ERECTOR / G.C. NOTE:
 PLEASE FIELD VERIFY ALL DIMENSIONS

2.123

| REV. | DESCRIPTION | DATE |
|------|--------------|----------|
| A | 1ST REVISION | 10/22/18 |
| B | 2ND REVISION | 12/18/18 |

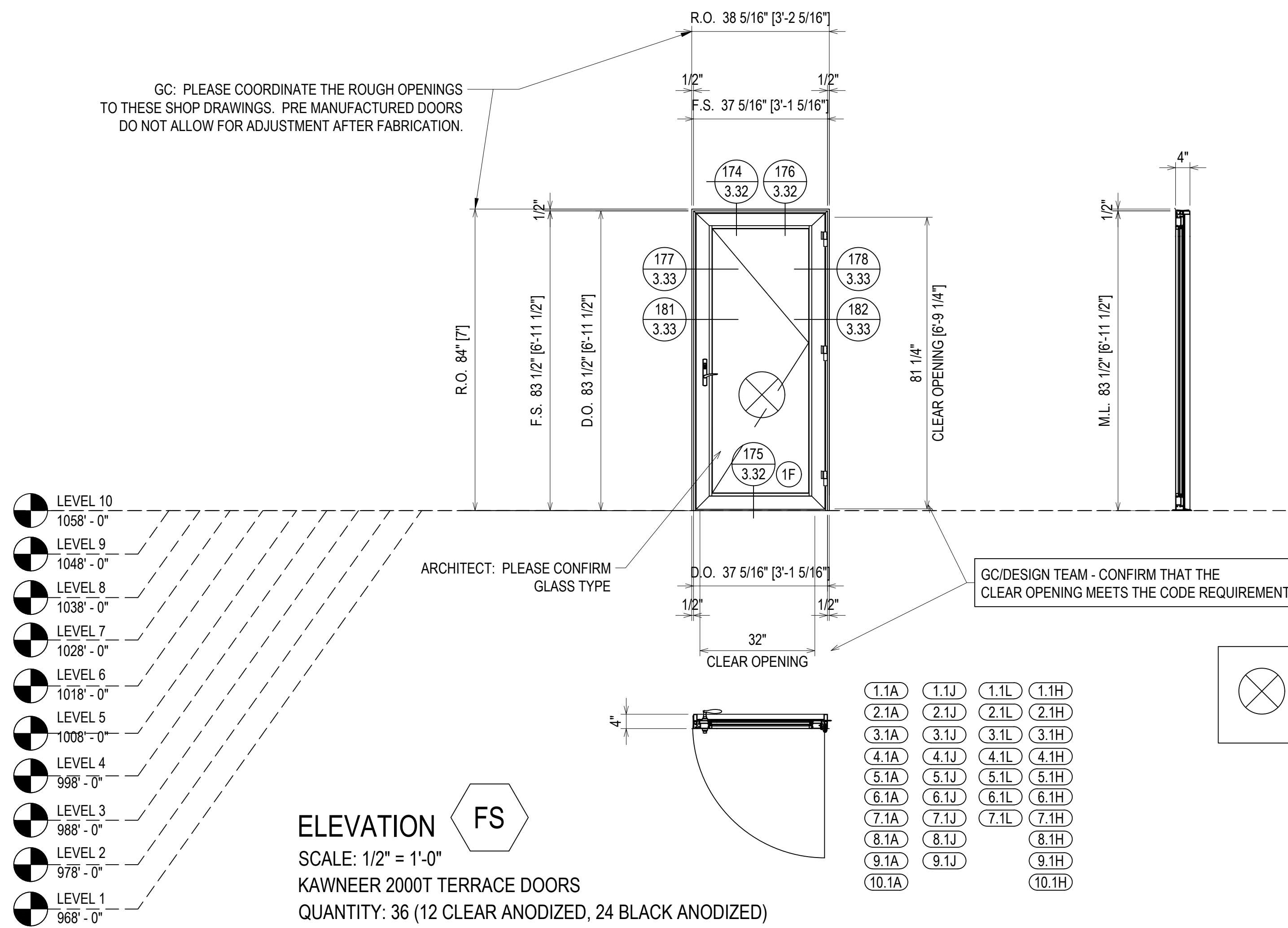
CAMPERDOWN APARTMENTS
GREENVILLE, SC 29602



| DRAWN BY | DATE |
|-------------|----------|
| CW | 09.24.18 |
| APPROVED BY | DATE |
| PA | 09.24.18 |
| SCALE | FILE NO. |
| AS NOTED | |

2.124

GC: PLEASE COORDINATE THE ROUGH OPENINGS TO THESE SHOP DRAWINGS. PRE MANUFACTURED DOORS DO NOT ALLOW FOR ADJUSTMENT AFTER FABRICATION.

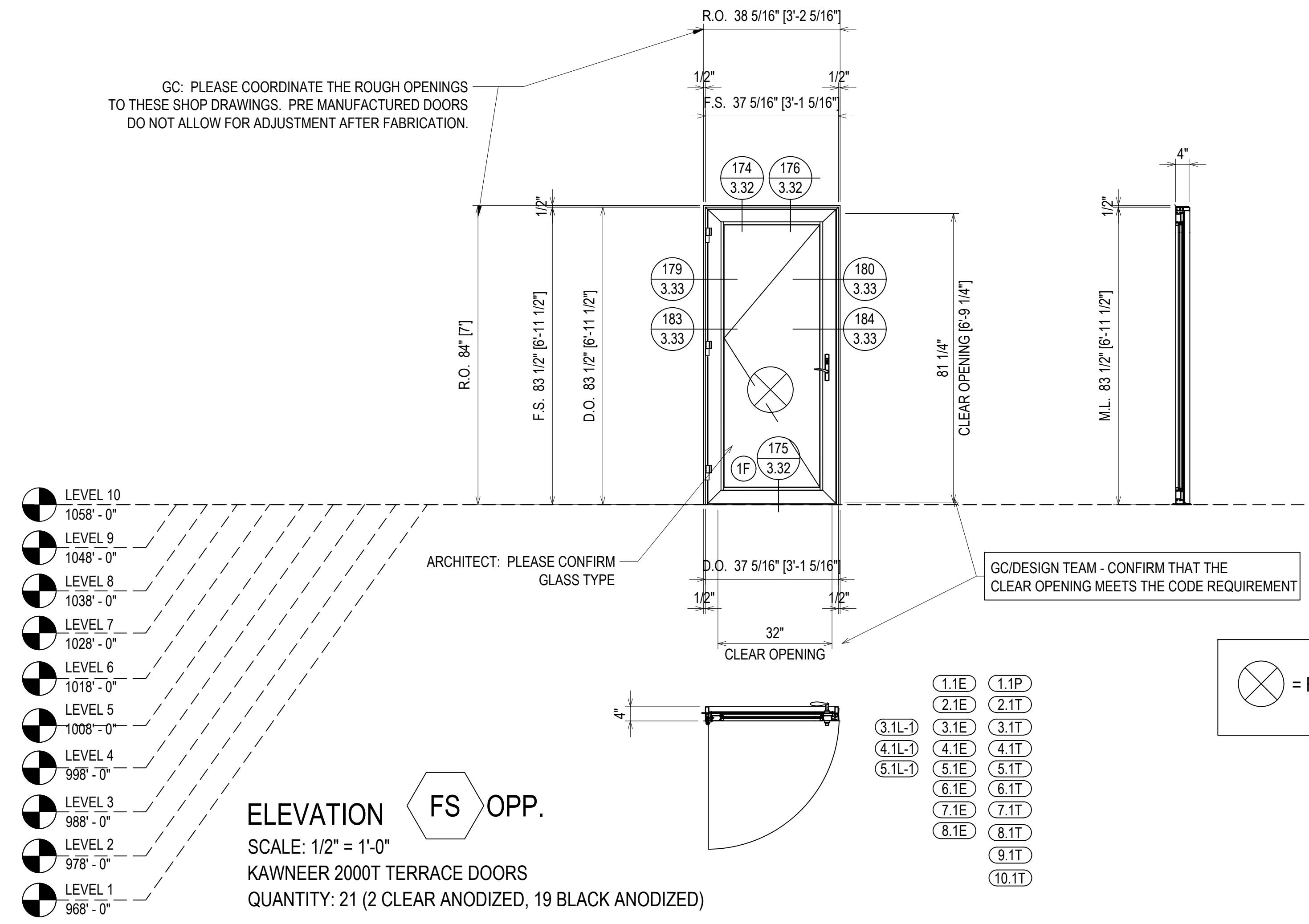


| QUANTITY FS | | |
|-------------|----------------|----------------|
| FLOOR | CLEAR ANODIZED | BLACK ANODIZED |
| PLAZA LEVEL | 0 | 0 |
| 1ST FLOOR | 1 | 3 |
| 2ND FLOOR | 1 | 3 |
| 3RD FLOOR | 1 | 3 |
| 4TH FLOOR | 1 | 3 |
| 5TH FLOOR | 1 | 3 |
| 6TH FLOOR | 1 | 3 |
| 7TH FLOOR | 1 | 3 |
| 8TH FLOOR | 1 | 2 |
| 9TH FLOOR | 2 | 1 |
| 10TH FLOOR | 2 | 0 |
| TOTAL | 12 | 24 |

ELEVATION FS
SCALE: 1/2" = 1'-0"
KAWNEER 2000T TERRACE DOORS
QUANTITY: 36 (12 CLEAR ANODIZED, 24 BLACK ANODIZED)

- LEVEL 10 1058' - 0"
- LEVEL 9 1048' - 0"
- LEVEL 8 1038' - 0"
- LEVEL 7 1028' - 0"
- LEVEL 6 1018' - 0"
- LEVEL 5 1008' - 0"
- LEVEL 4 998' - 0"
- LEVEL 3 988' - 0"
- LEVEL 2 978' - 0"
- LEVEL 1 968' - 0"

GC: PLEASE COORDINATE THE ROUGH OPENINGS TO THESE SHOP DRAWINGS. PRE MANUFACTURED DOORS DO NOT ALLOW FOR ADJUSTMENT AFTER FABRICATION.



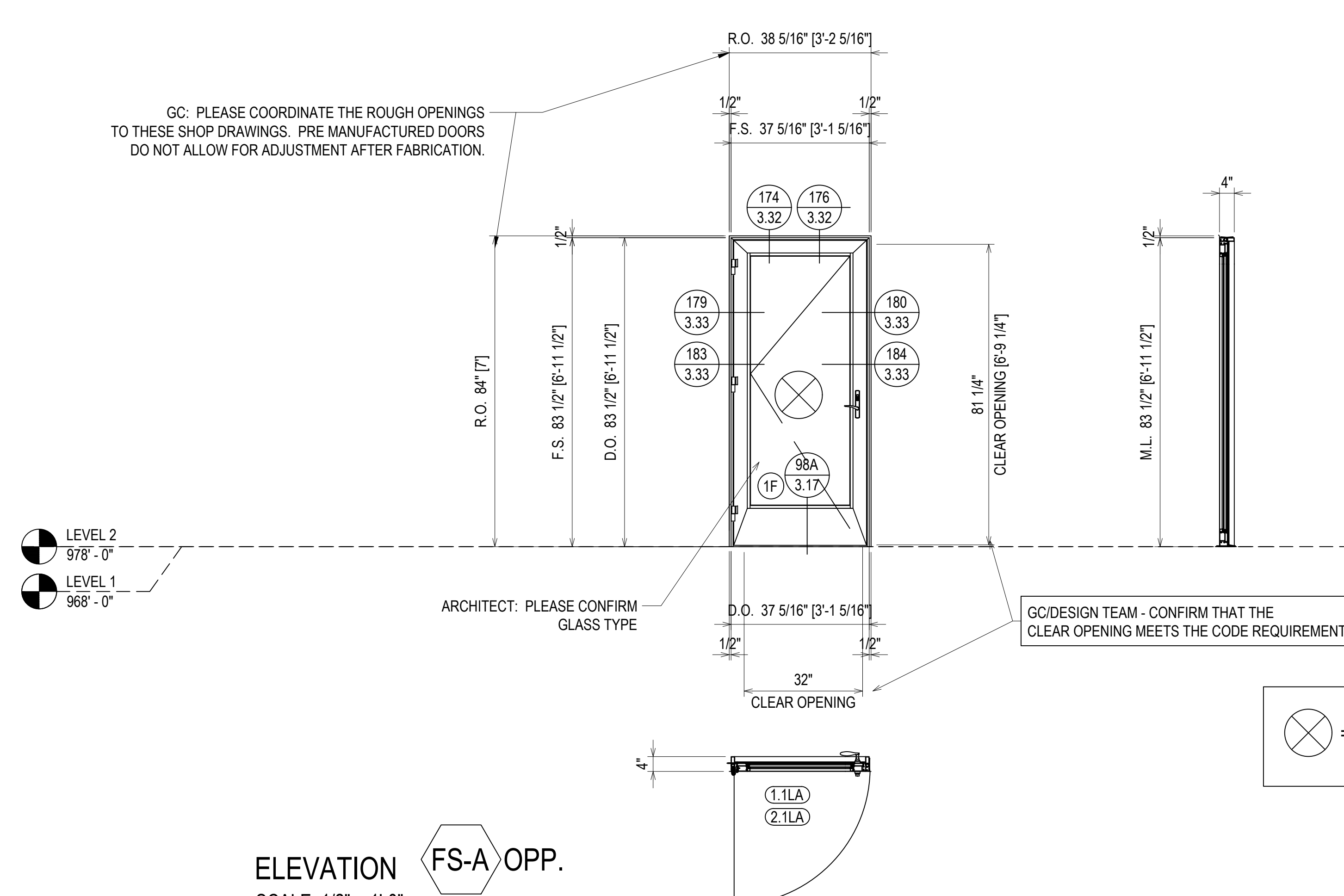
| QUANTITY FS OPP. | | |
|------------------|----------------|----------------|
| FLOOR | CLEAR ANODIZED | BLACK ANODIZED |
| PLAZA LEVEL | 0 | 0 |
| 1ST FLOOR | 0 | 2 |
| 2ND FLOOR | 0 | 2 |
| 3RD FLOOR | 0 | 3 |
| 4TH FLOOR | 0 | 3 |
| 5TH FLOOR | 0 | 3 |
| 6TH FLOOR | 0 | 2 |
| 7TH FLOOR | 0 | 2 |
| 8TH FLOOR | 0 | 2 |
| 9TH FLOOR | 1 | 0 |
| 10TH FLOOR | 1 | 0 |
| TOTAL | 2 | 21 |

ELEVATION FS OPP.
SCALE: 1/2" = 1'-0"
KAWNEER 2000T TERRACE DOORS
QUANTITY: 21 (2 CLEAR ANODIZED, 19 BLACK ANODIZED)

- LEVEL 10 1058' - 0"
- LEVEL 9 1048' - 0"
- LEVEL 8 1038' - 0"
- LEVEL 7 1028' - 0"
- LEVEL 6 1018' - 0"
- LEVEL 5 1008' - 0"
- LEVEL 4 998' - 0"
- LEVEL 3 988' - 0"
- LEVEL 2 978' - 0"
- LEVEL 1 968' - 0"

ERECTOR / G.C. NOTE:
PLEASE FIELD VERIFY ALL DIMENSIONS

| REV. | DESCRIPTION | DATE |
|------|--------------|----------|
| A | 1ST REVISION | 10/29/18 |
| B | 2ND REVISION | 12/19/18 |



| FLOOR | QUANTITY FS OPP. | |
|-------------|------------------|----------------|
| | CLEAR ANODIZED | BLACK ANODIZED |
| PLAZA LEVEL | 0 | 0 |
| 1ST FLOOR | 0 | 1 |
| 2ND FLOOR | 0 | 1 |
| 3RD FLOOR | 0 | 0 |
| 4TH FLOOR | 0 | 0 |
| 5TH FLOOR | 0 | 0 |
| 6TH FLOOR | 0 | 0 |
| 7TH FLOOR | 0 | 0 |
| 8TH FLOOR | 0 | 0 |
| 9TH FLOOR | 1 | 0 |
| 10TH FLOOR | 1 | 0 |
| TOTAL | 2 | 2 |

ELEVATION FS-A OPP.
 SCALE: 1/2" = 1'-0"
 KAWNEER 2000T TERRACE DOORS
 QUANTITY: 2 (2 BLACK ANODIZED)

⊗ = FIREMAN LOGO GLASS

ERECTOR / G.C. NOTE:
 PLEASE FIELD VERIFY ALL DIMENSIONS

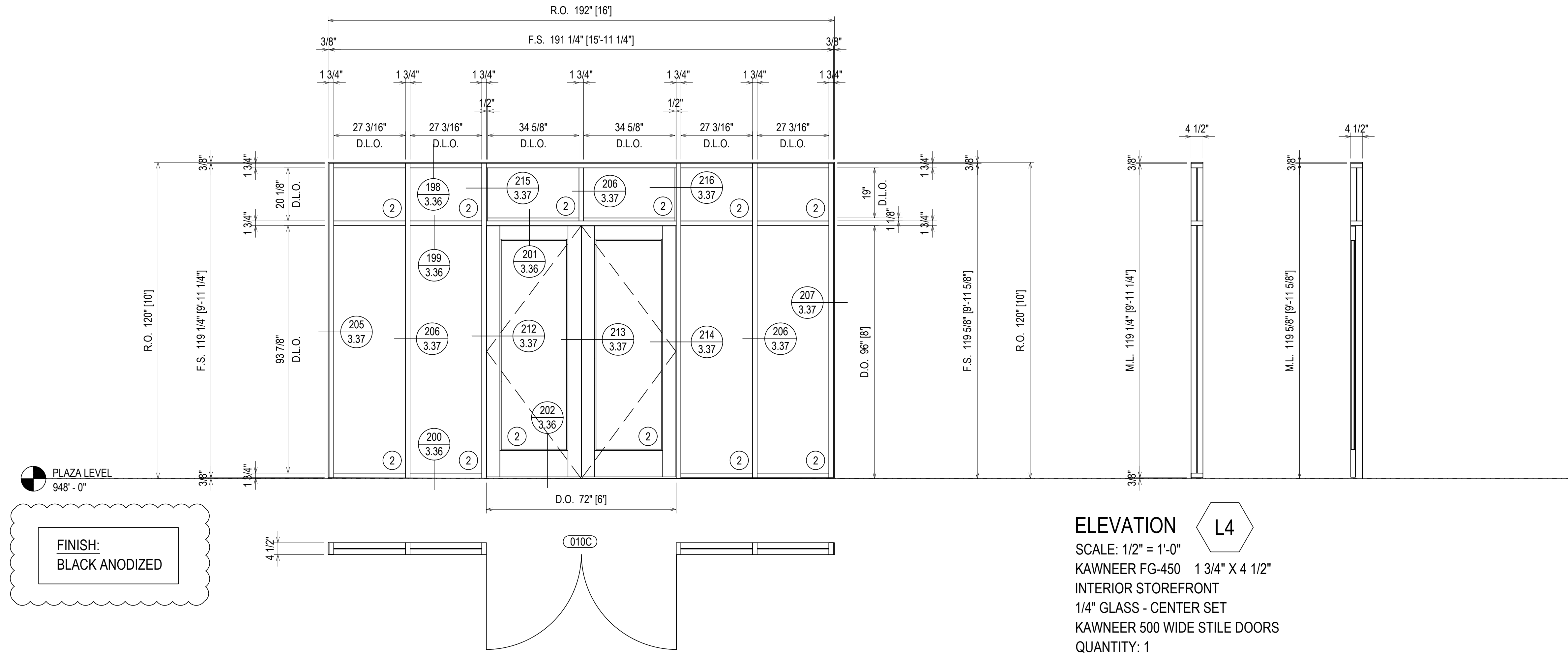
CAMPERDOWN APARTMENTS
 GREENVILLE, SC 29602

GRAHAM-HODGE
 ASSOCIATES INC.

| | |
|--------------------|-------------------|
| DRAWN BY: CW | DATE: 09.24.18 |
| APPROVED BY: PA | DATE: 09.24.18 |
| SCALE: AS NOTED | FILE NO: |

2.124A

| QUANTITY F1 | |
|-------------|----------|
| FLOOR | QUANTITY |
| PLAZA LEVEL | 0 |
| 1ST FLOOR | 1 |
| 2ND FLOOR | 0 |
| 3RD FLOOR | 0 |
| 4TH FLOOR | 0 |
| 5TH FLOOR | 0 |
| 6TH FLOOR | 0 |
| 7TH FLOOR | 0 |
| 8TH FLOOR | 0 |
| 9TH FLOOR | 0 |
| 10TH FLOOR | 0 |
| TOTAL | 1 |

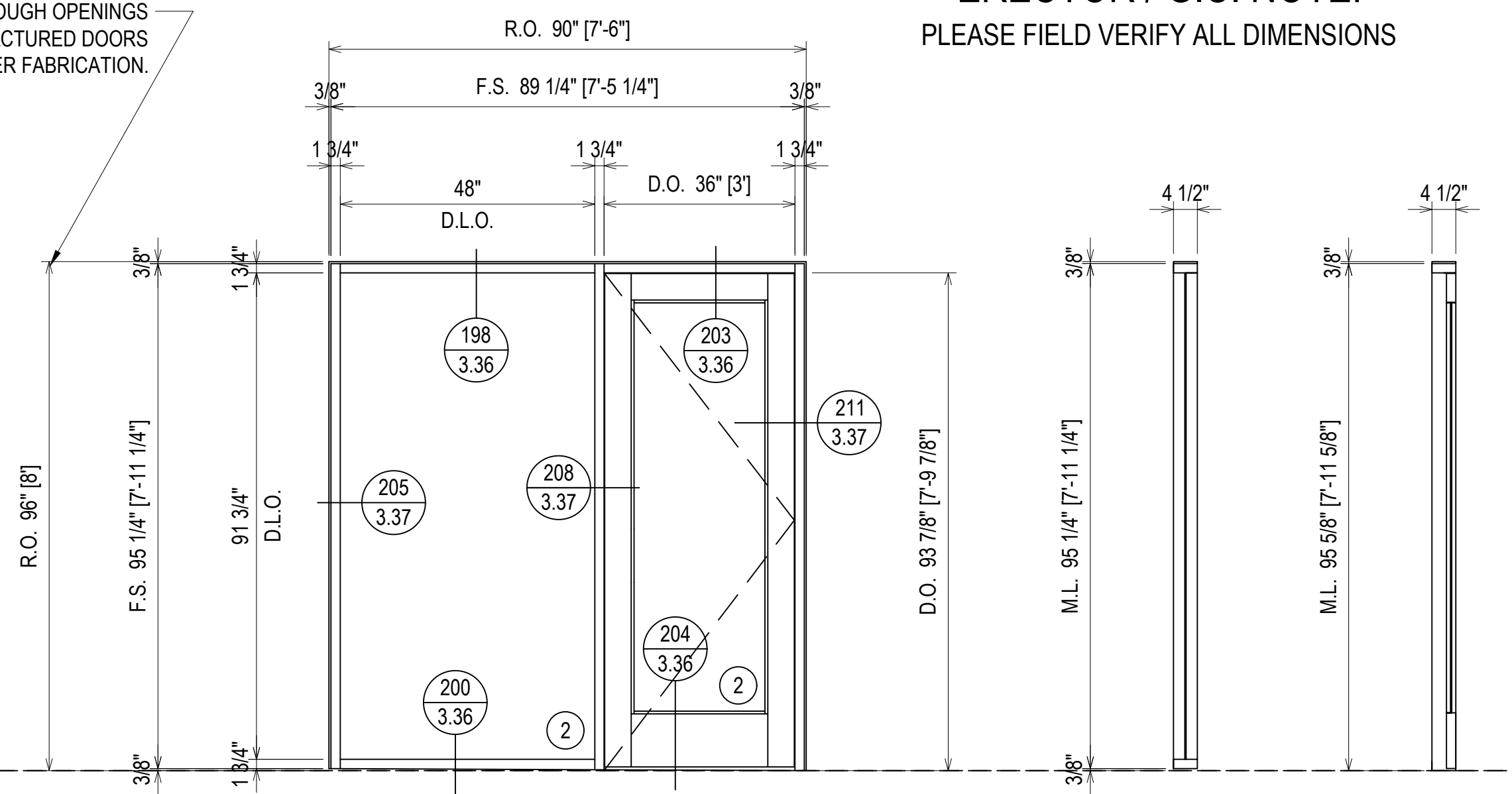


PLAZA LEVEL
948' - 0"

FINISH:
BLACK ANODIZED

ERECTOR / G.C. NOTE:
PLEASE FIELD VERIFY ALL DIMENSIONS

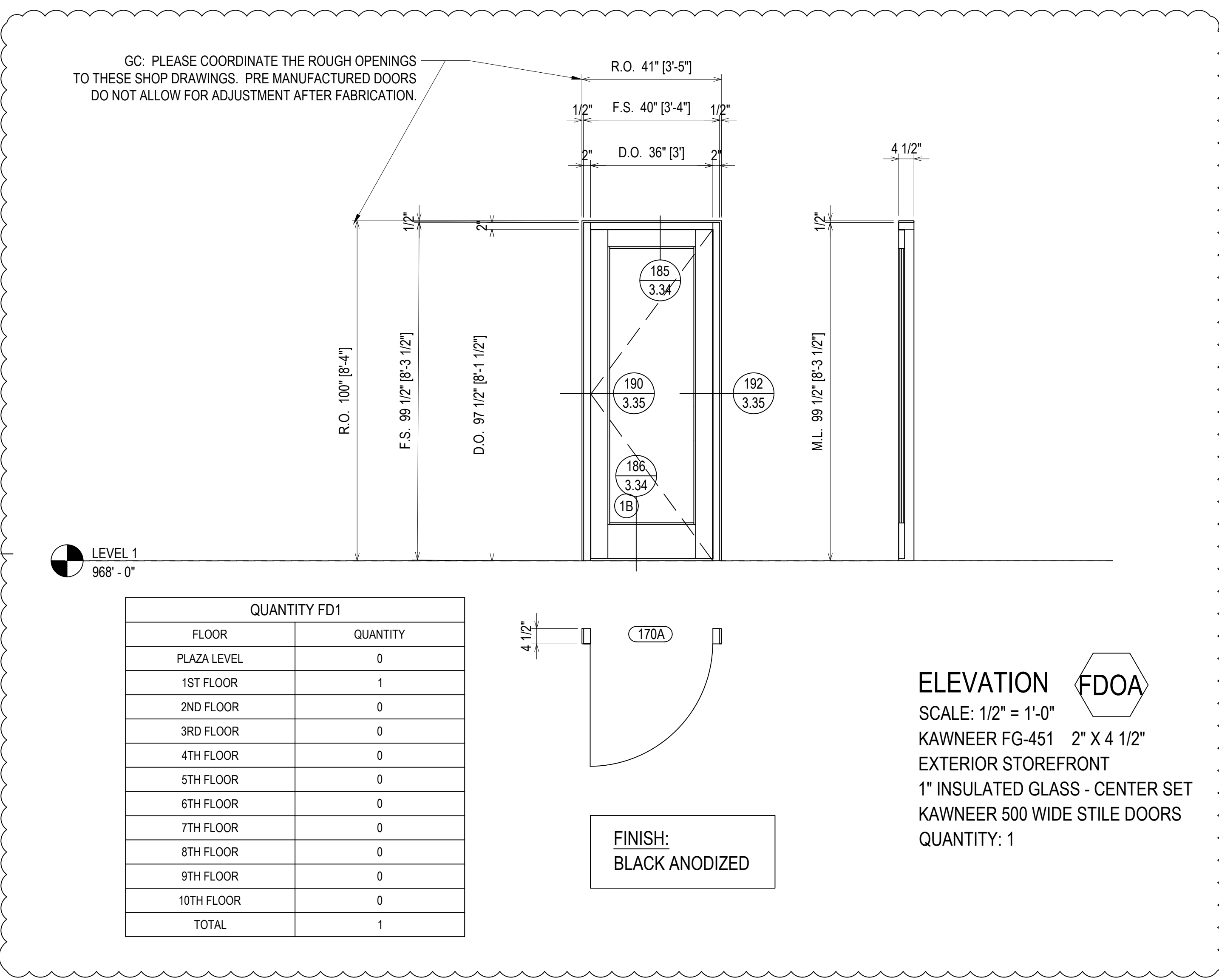
GC: PLEASE COORDINATE THE ROUGH OPENINGS TO THESE SHOP DRAWINGS. PRE MANUFACTURED DOORS DO NOT ALLOW FOR ADJUSTMENT AFTER FABRICATION.



PLAZA LEVEL
948' - 0"

FINISH:
BLACK ANODIZED

GC: PLEASE COORDINATE THE ROUGH OPENINGS TO THESE SHOP DRAWINGS. PRE MANUFACTURED DOORS DO NOT ALLOW FOR ADJUSTMENT AFTER FABRICATION.



LEVEL 1
968' - 0"


FINISH:
BLACK ANODIZED

| QUANTITY P1 | |
|-------------|----------|
| FLOOR | QUANTITY |
| PLAZA LEVEL | 1 |
| 1ST FLOOR | 0 |
| 2ND FLOOR | 0 |
| 3RD FLOOR | 0 |
| 4TH FLOOR | 0 |
| 5TH FLOOR | 0 |
| 6TH FLOOR | 0 |
| 7TH FLOOR | 0 |
| 8TH FLOOR | 0 |
| 9TH FLOOR | 0 |
| 10TH FLOOR | 0 |
| TOTAL | 1 |

| QUANTITY FD1 | |
|--------------|----------|
| FLOOR | QUANTITY |
| PLAZA LEVEL | 0 |
| 1ST FLOOR | 1 |
| 2ND FLOOR | 0 |
| 3RD FLOOR | 0 |
| 4TH FLOOR | 0 |
| 5TH FLOOR | 0 |
| 6TH FLOOR | 0 |
| 7TH FLOOR | 0 |
| 8TH FLOOR | 0 |
| 9TH FLOOR | 0 |
| 10TH FLOOR | 0 |
| TOTAL | 1 |

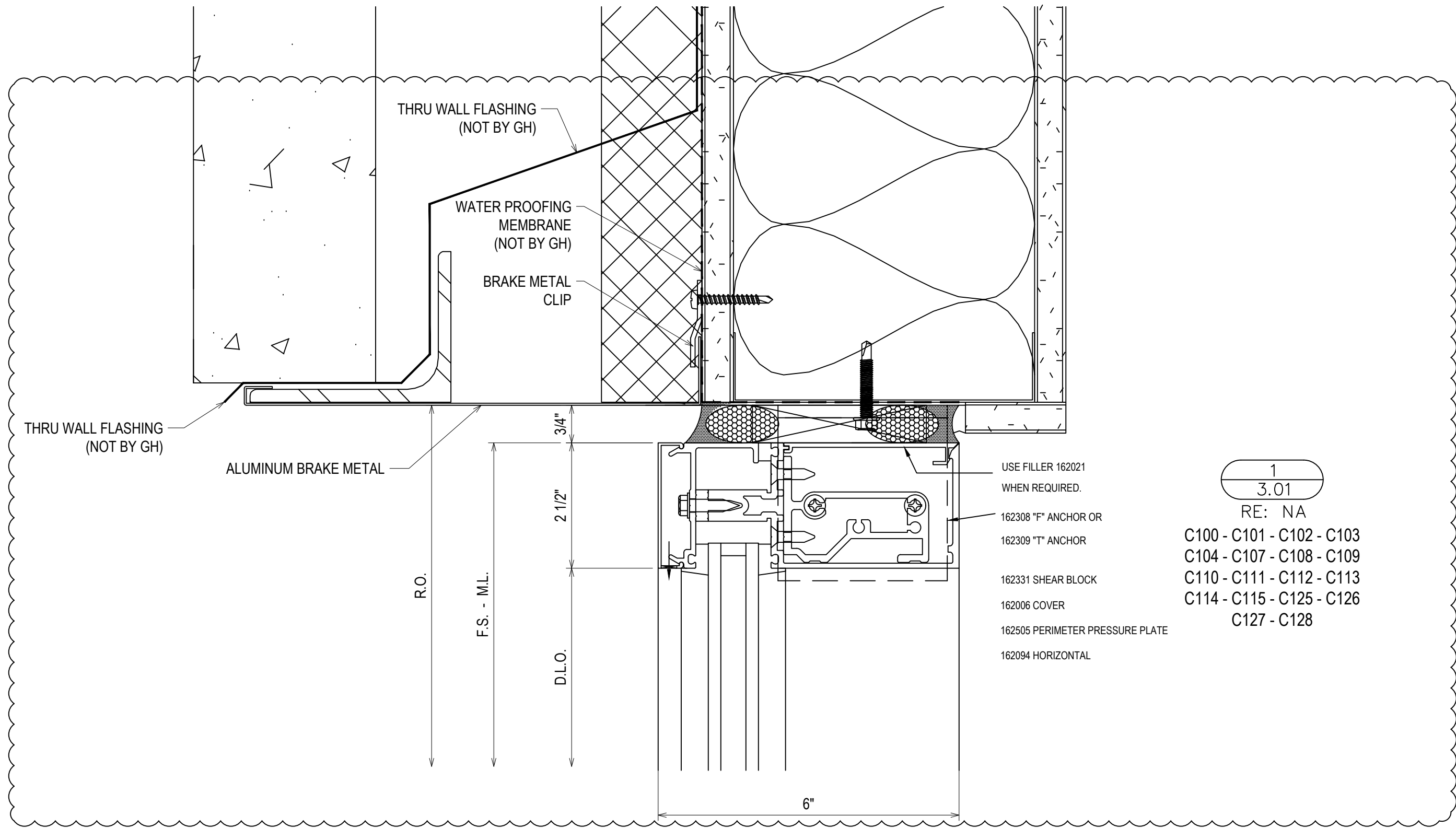
| REV. | DESCRIPTION | DATE |
|------|--------------|----------|
| A | 1ST REVISION | 10/22/18 |
| B | 2ND REVISION | 12/18/18 |

CAMPERDOWN APARTMENTS
 GREENVILLE, SC 29602

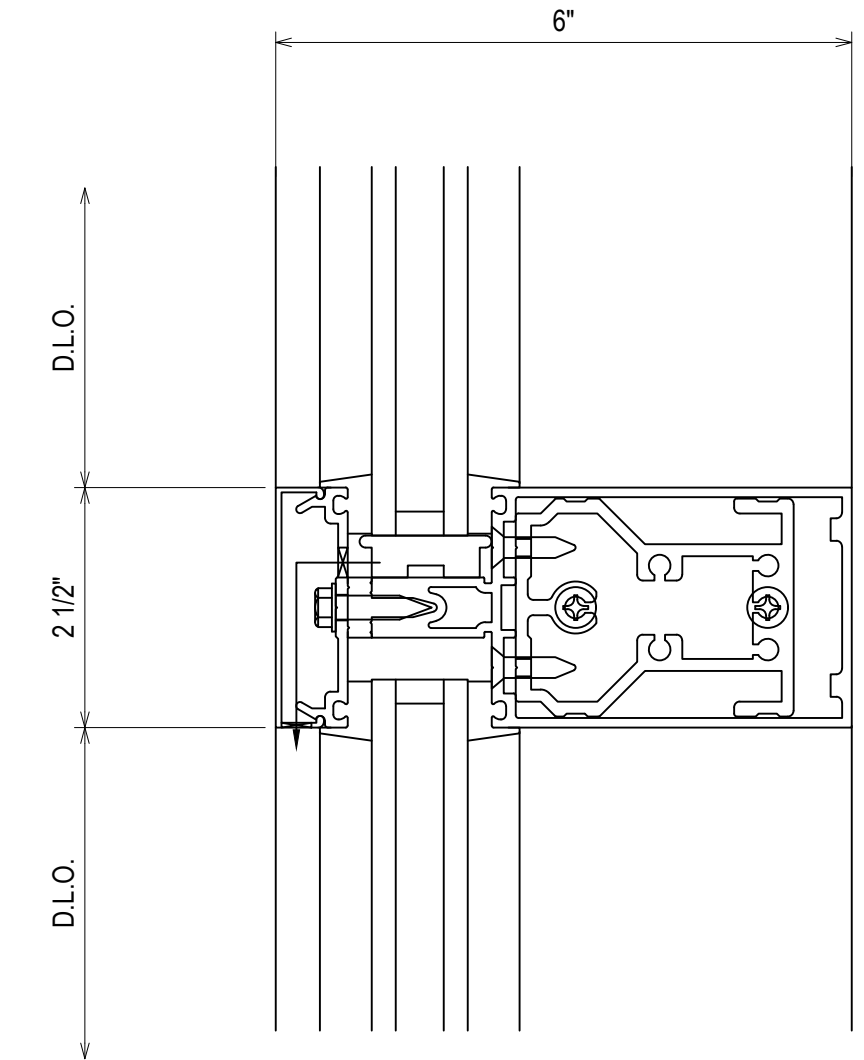


| | |
|-----------------|----------------|
| DRAWN BY: CW | DATE: 09.24.18 |
| APPROVED BY: PA | DATE: 09.24.18 |
| SCALE: AS NOTED | FILE NO: |

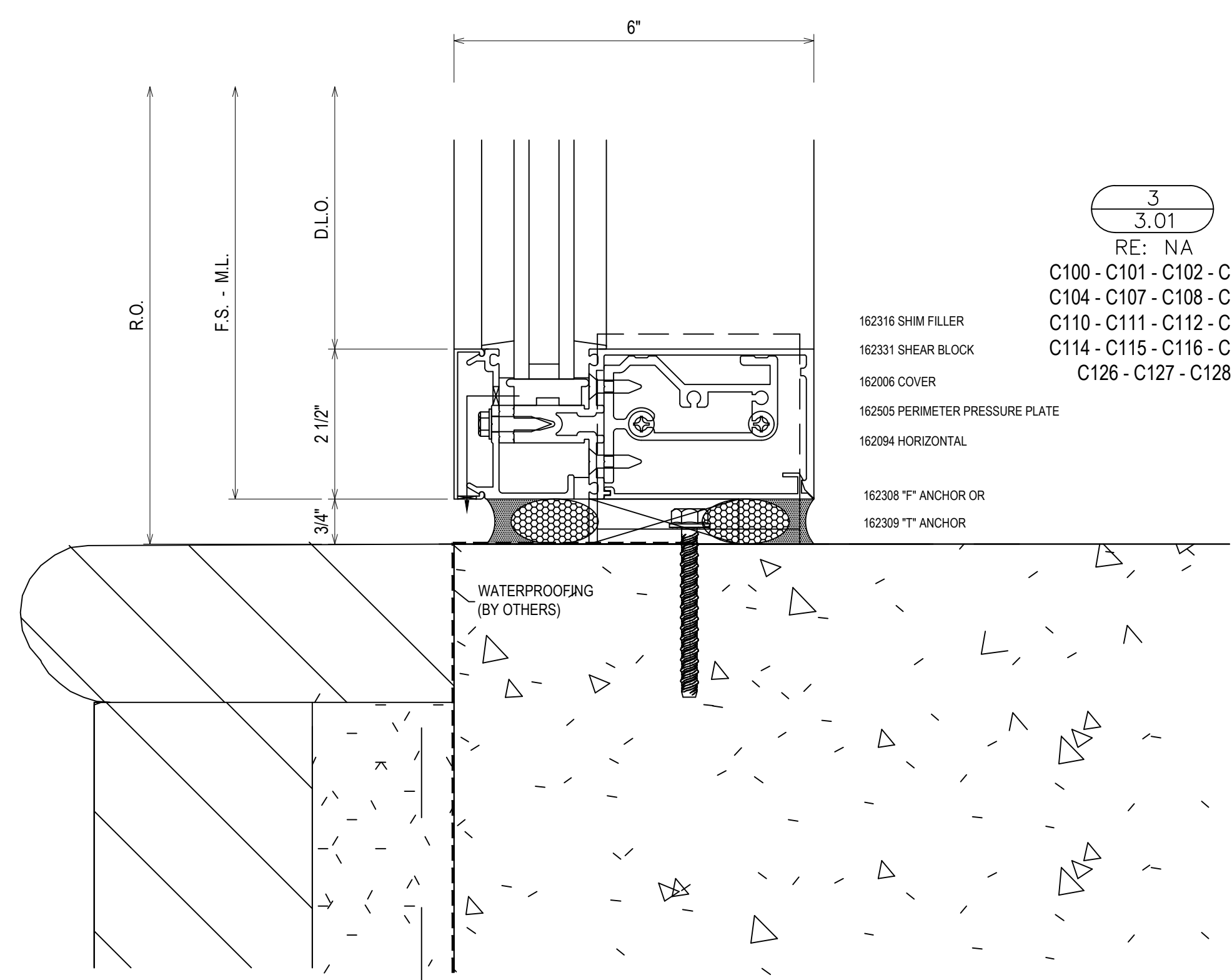
2.125



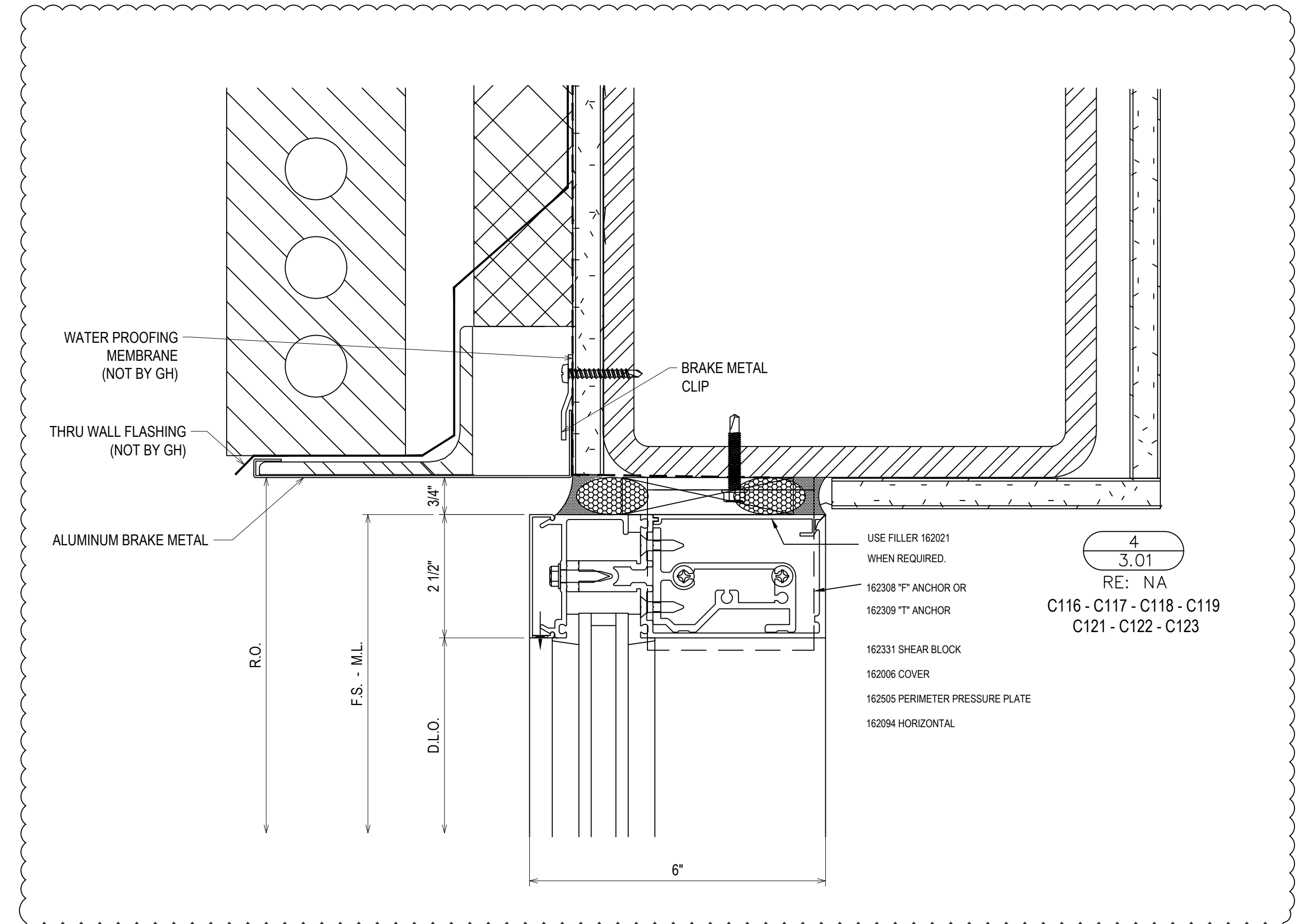
1
3.01
RE: NA
C100 - C101 - C102 - C103
C104 - C107 - C108 - C109
C110 - C111 - C112 - C113
C114 - C115 - C125 - C126
C127 - C128



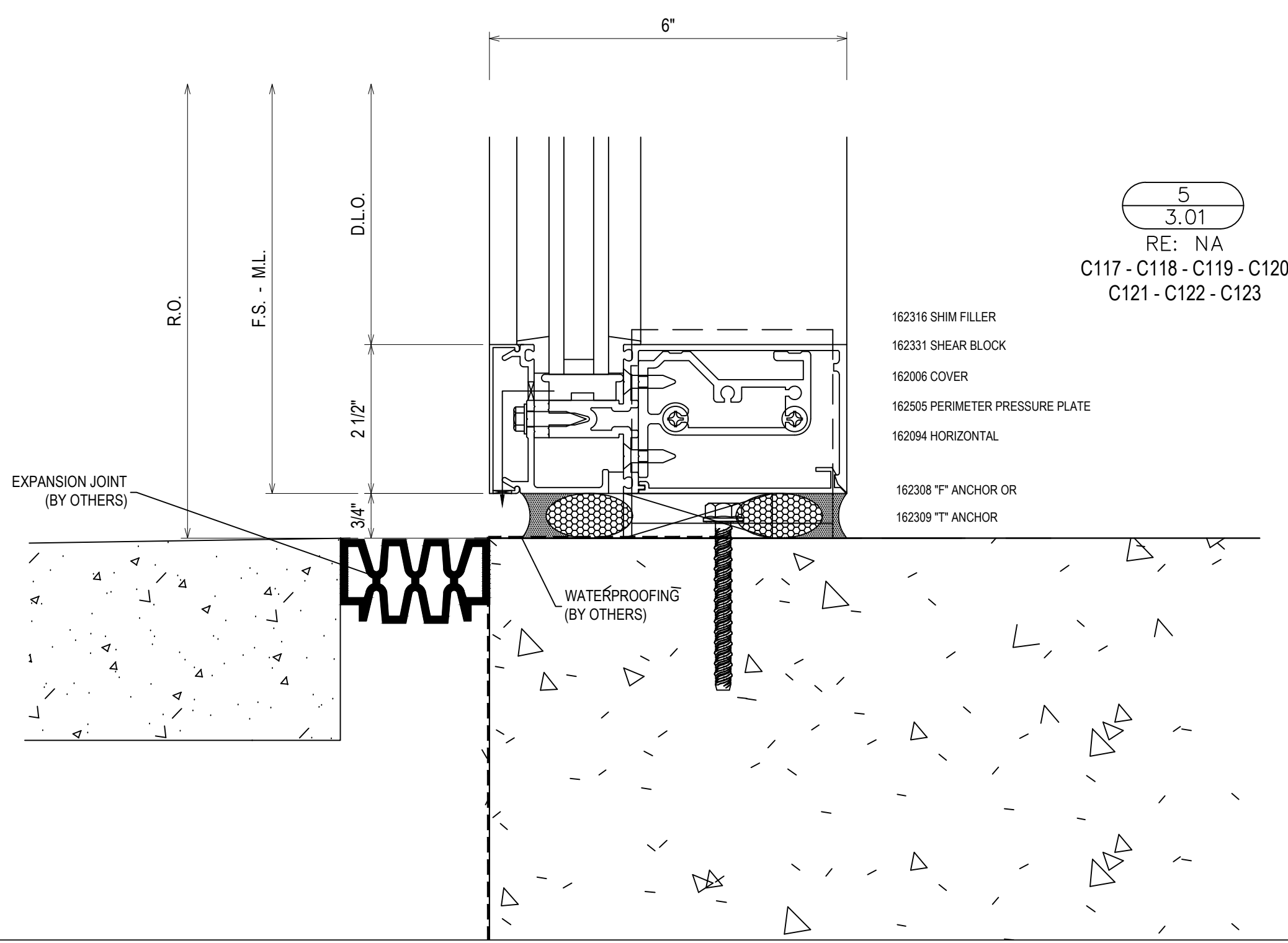
2
3.01
RE: NA
TYPICAL HORIZONTAL



3
3.01
RE: NA
C100 - C101 - C102 - C103
C104 - C107 - C108 - C109
C110 - C111 - C112 - C113
C114 - C115 - C116 - C125
C126 - C127 - C128



4
3.01
RE: NA
C116 - C117 - C118 - C119
C121 - C122 - C123



5
3.01
RE: NA
C117 - C118 - C119 - C120
C121 - C122 - C123

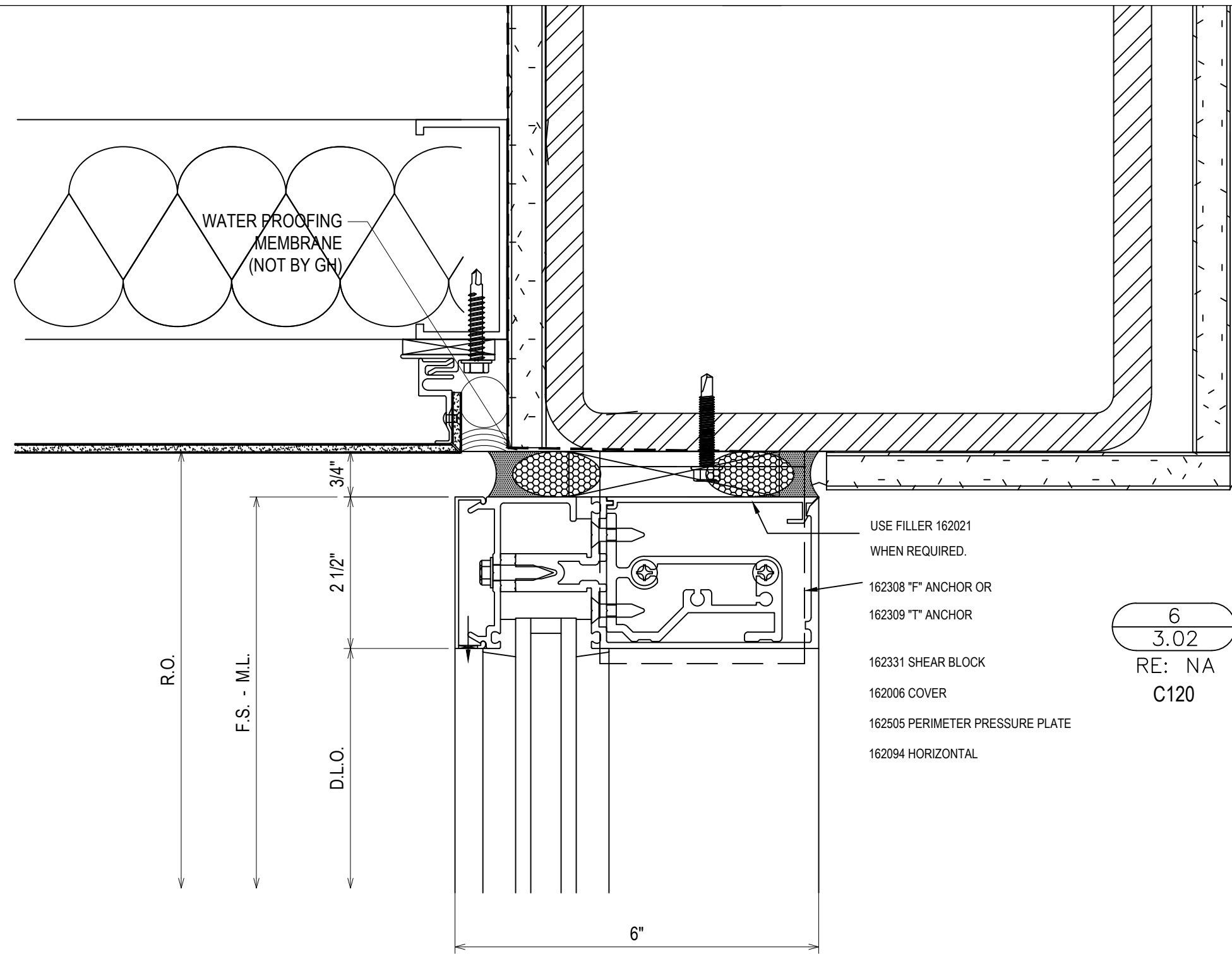
| | |
|-------------|--------------|
| DATE | 10/20/18 |
| DESCRIPTION | 1ST REVISION |
| REV. | A |
| | B |

CAMPERDOWN APARTMENTS
GREENVILLE, SC 29602

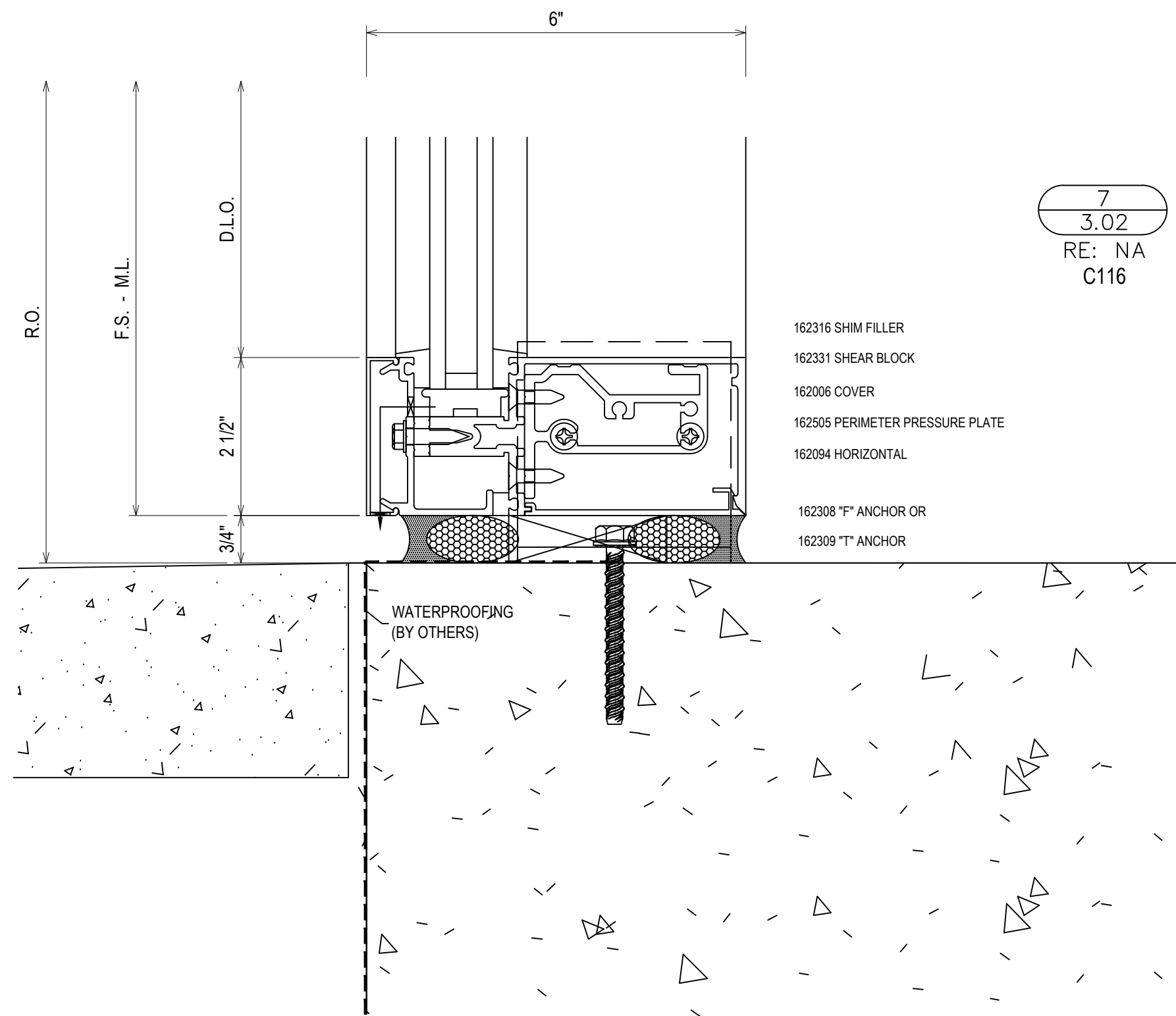


| | | | |
|-------------|----------|------|----------|
| DRAWN BY | CW | DATE | 09.24.18 |
| APPROVED BY | PA | DATE | 09.24.18 |
| SCALE | AS NOTED | | |
| FILE NO. | | | |

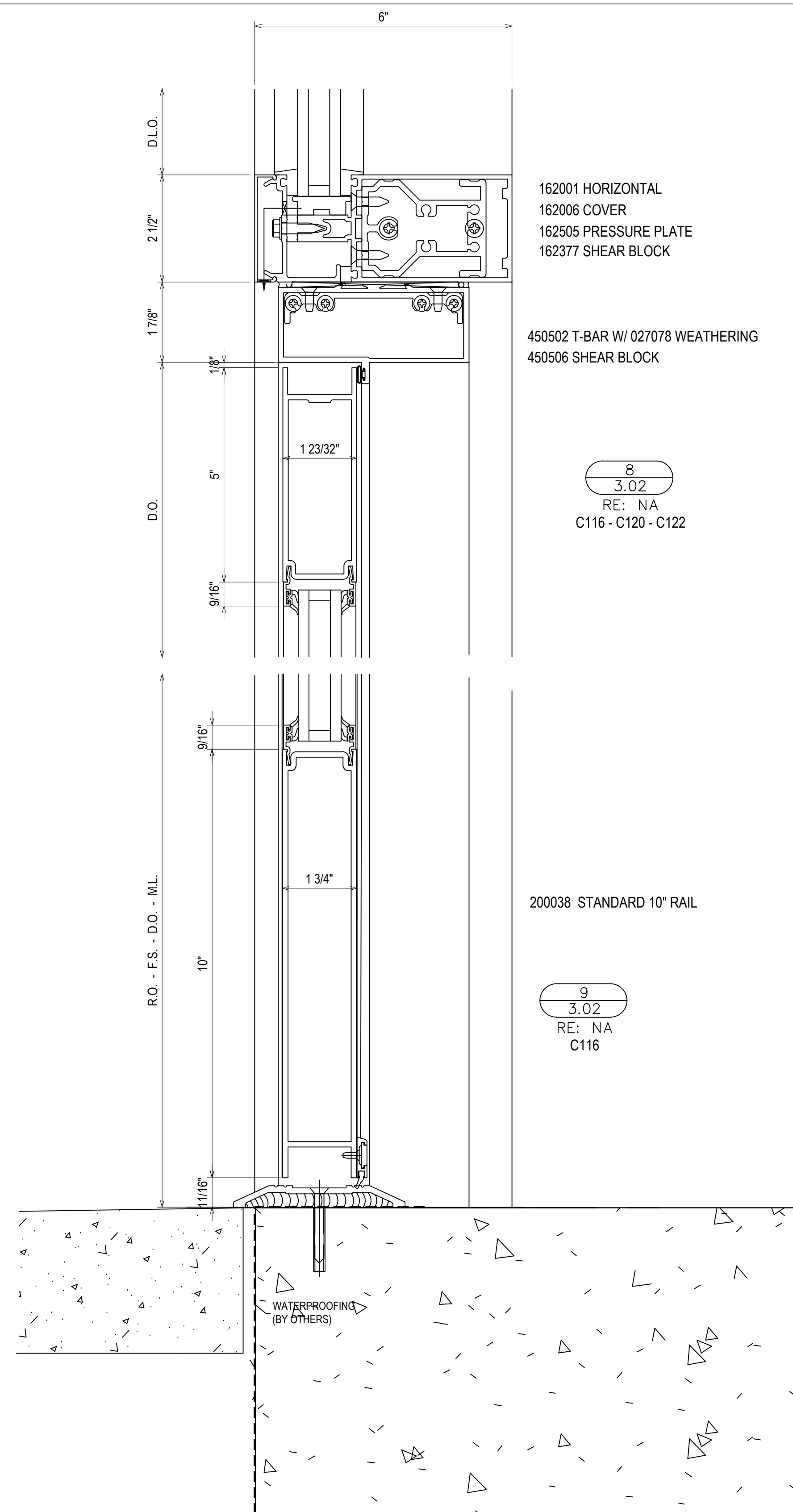
3.01



6
3.02
RE: NA
C120

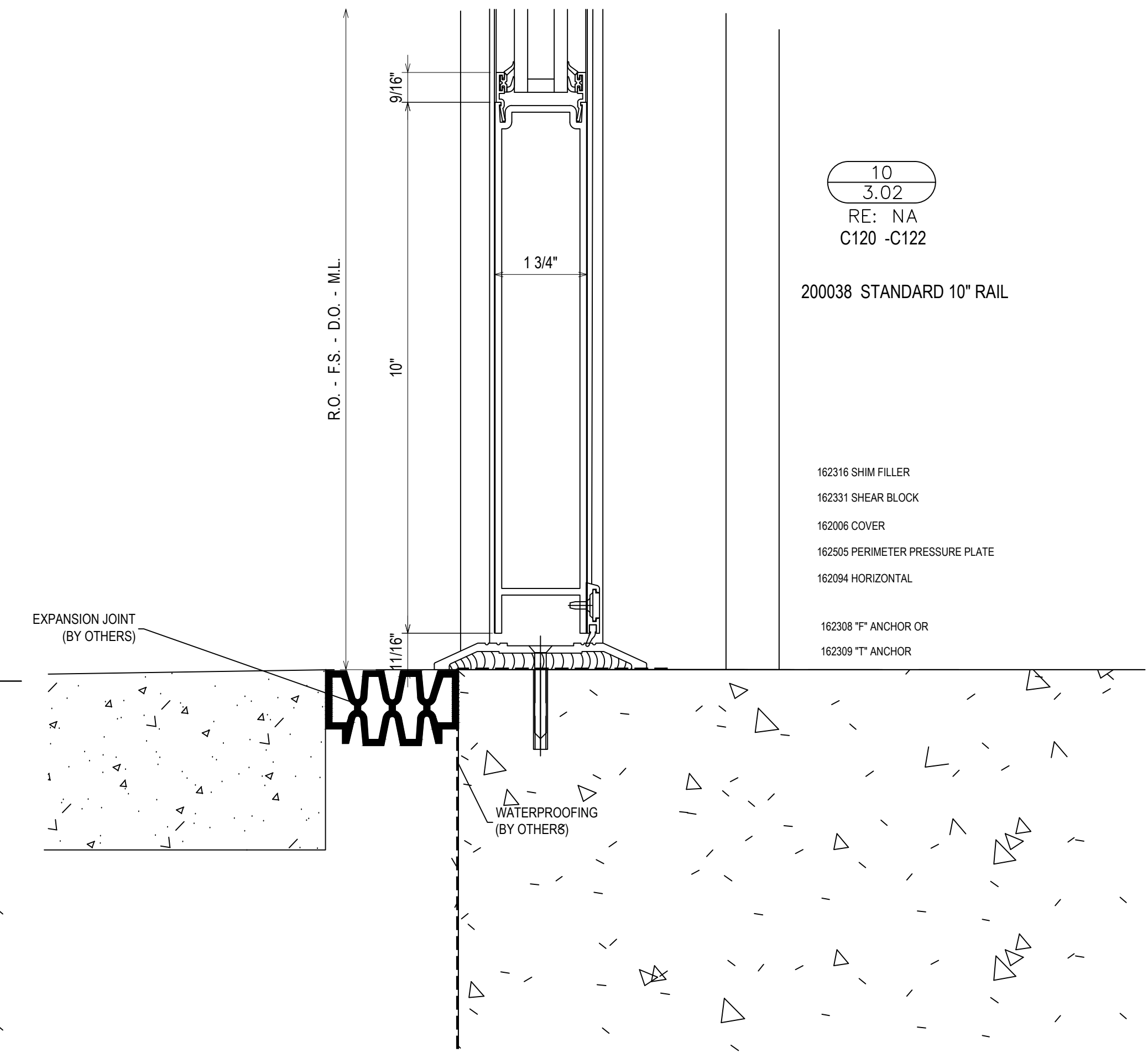


7
3.02
RE: NA
C116



8
3.02
RE: NA
C116 - C120 - C122

9
3.02
RE: NA
C116



10
3.02
RE: NA
C120 - C122

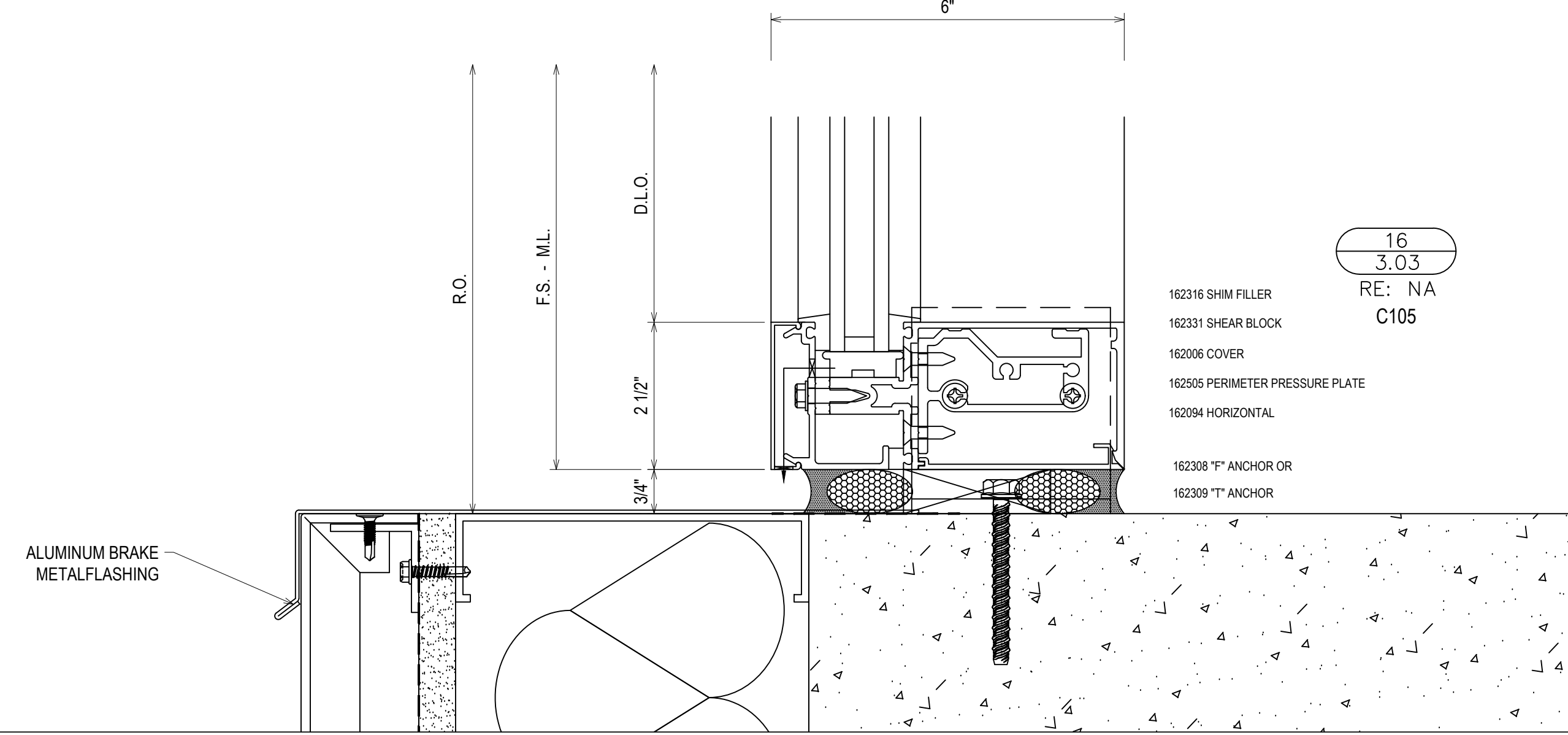
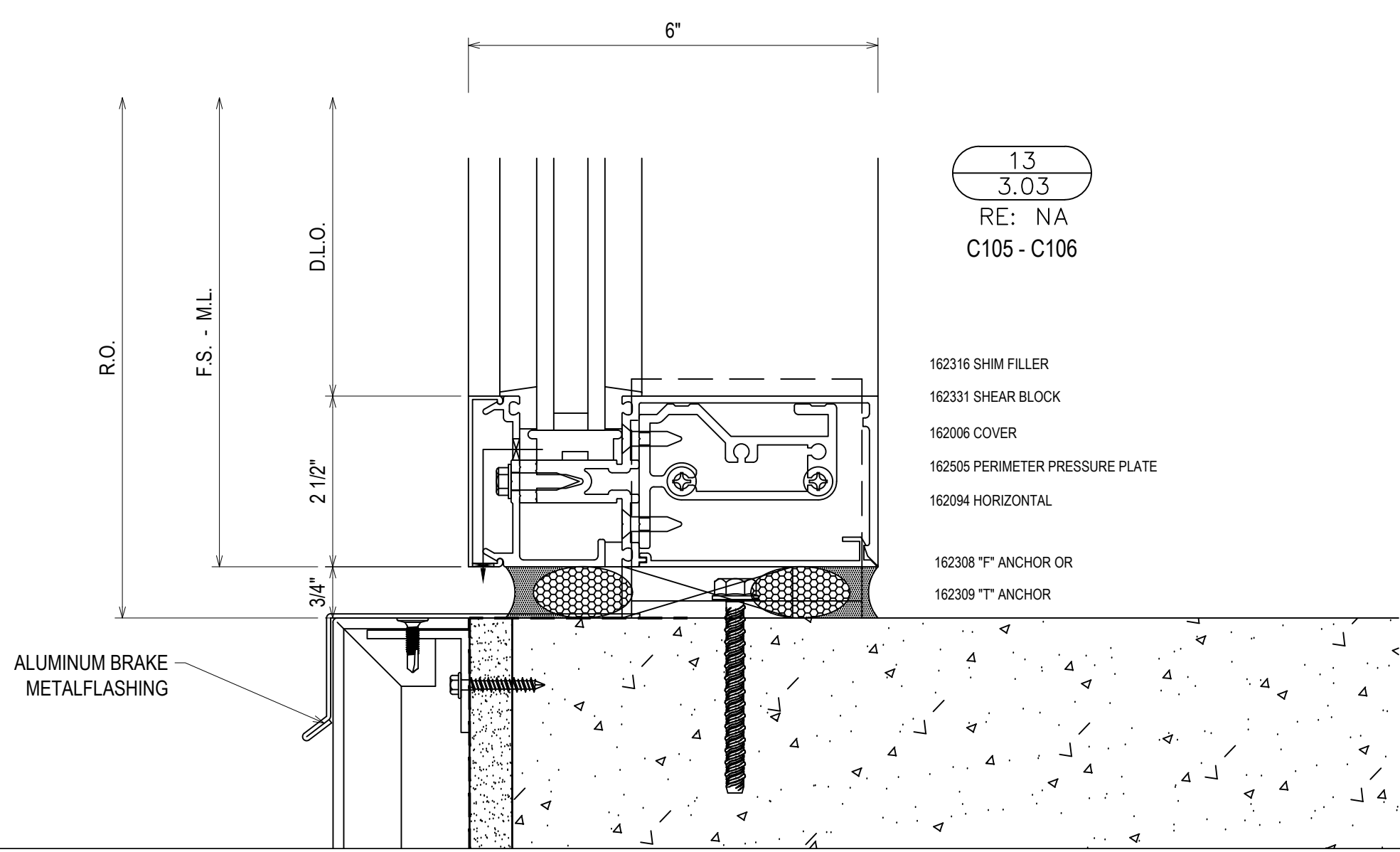
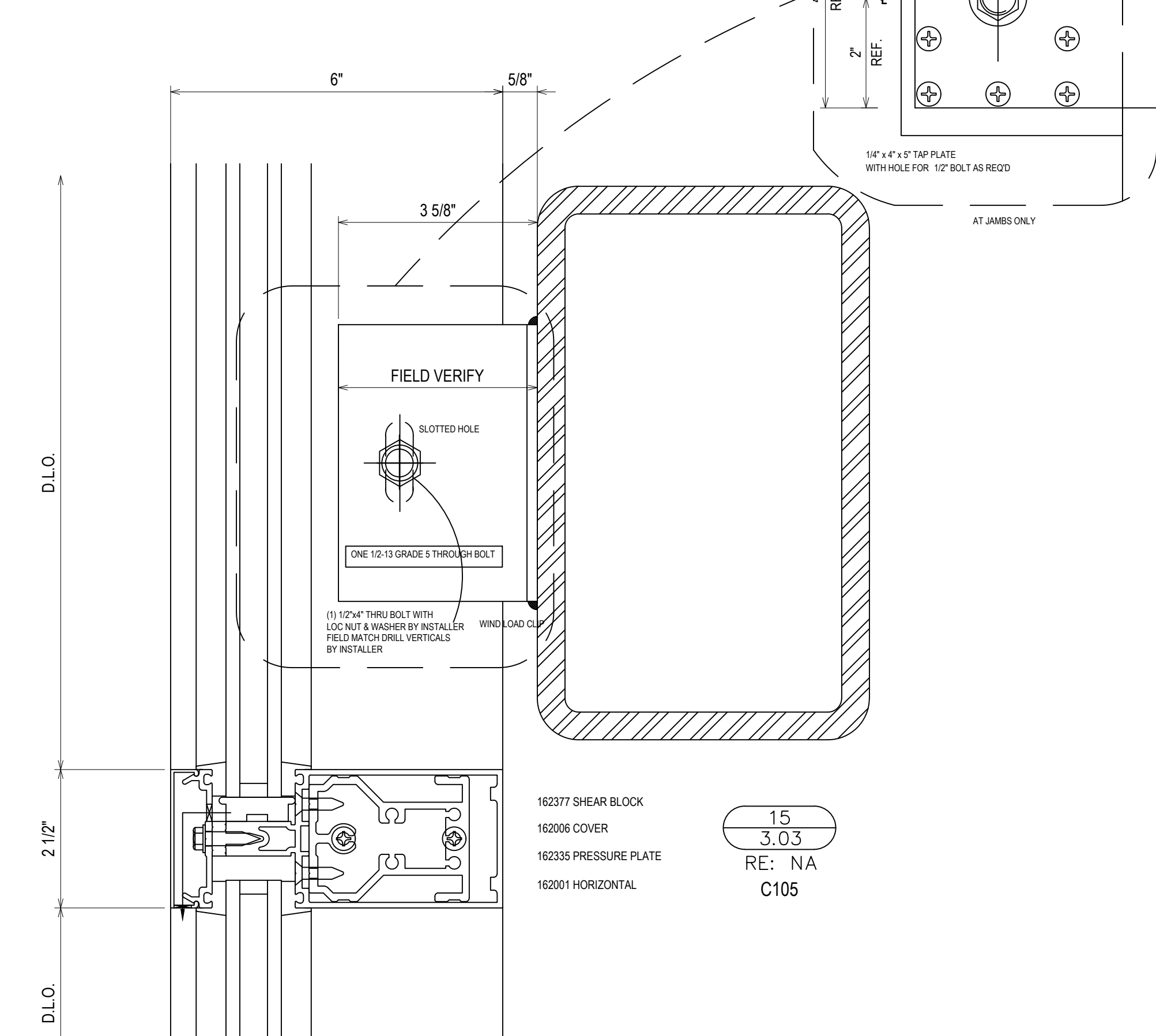
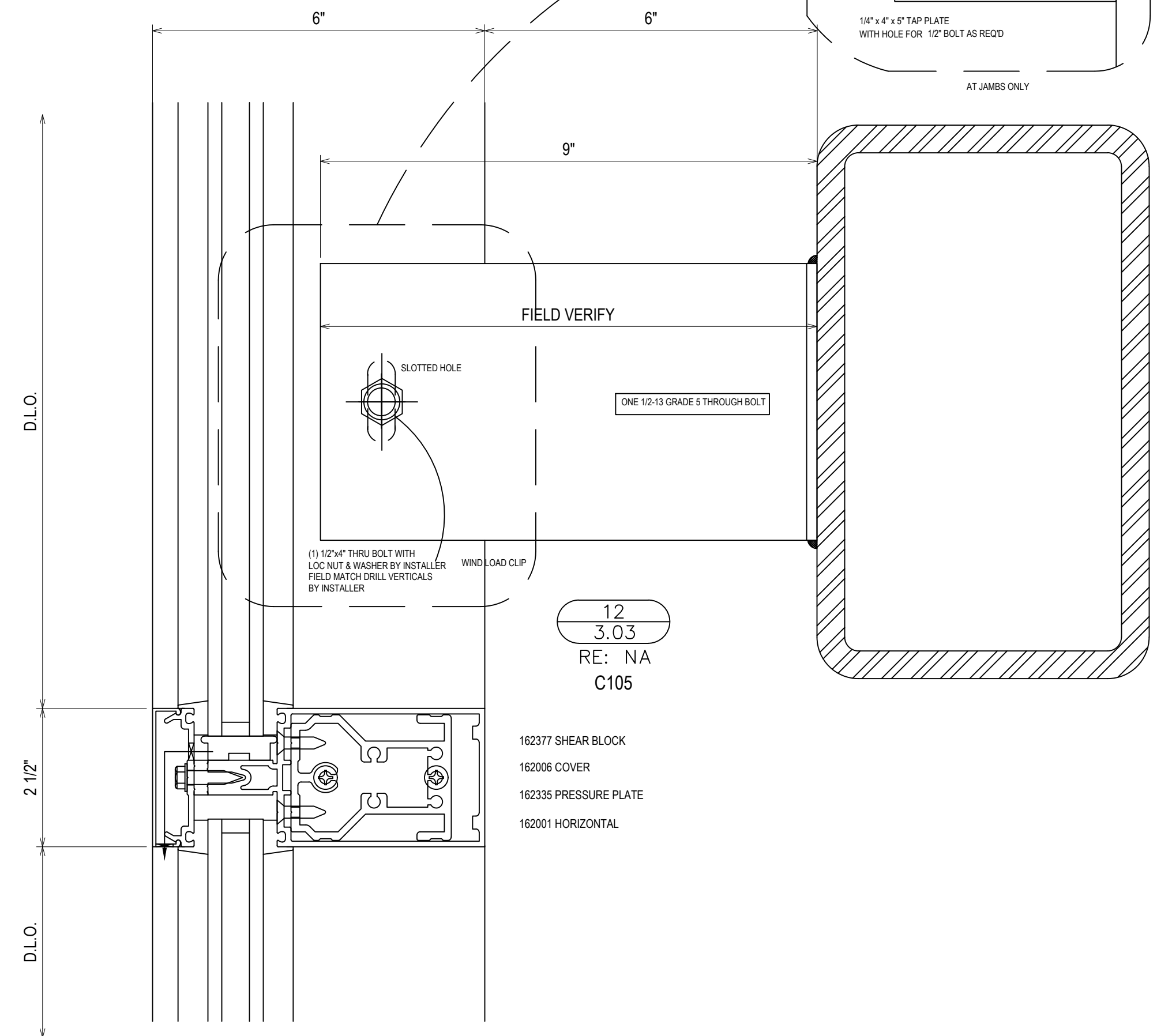
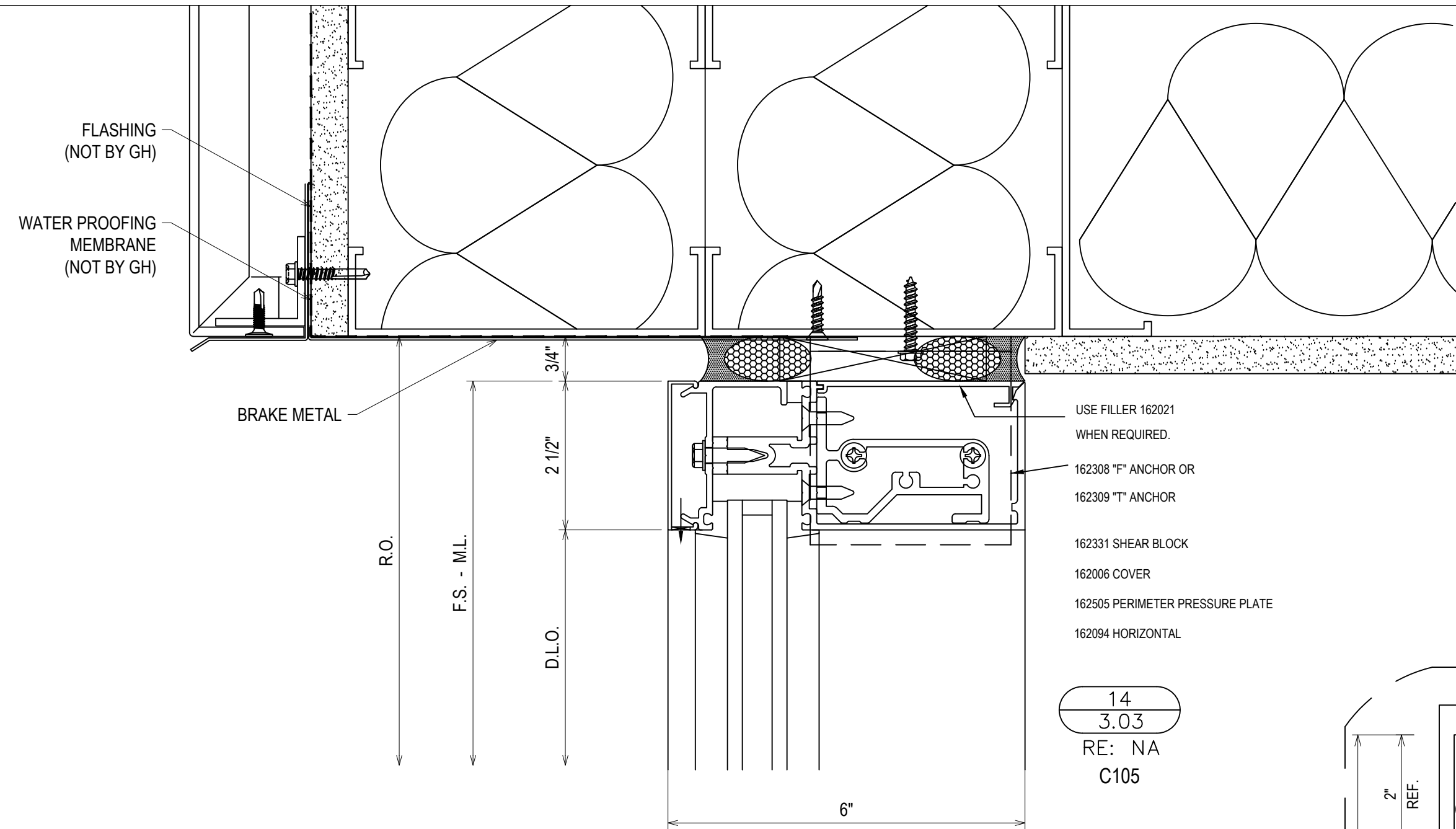
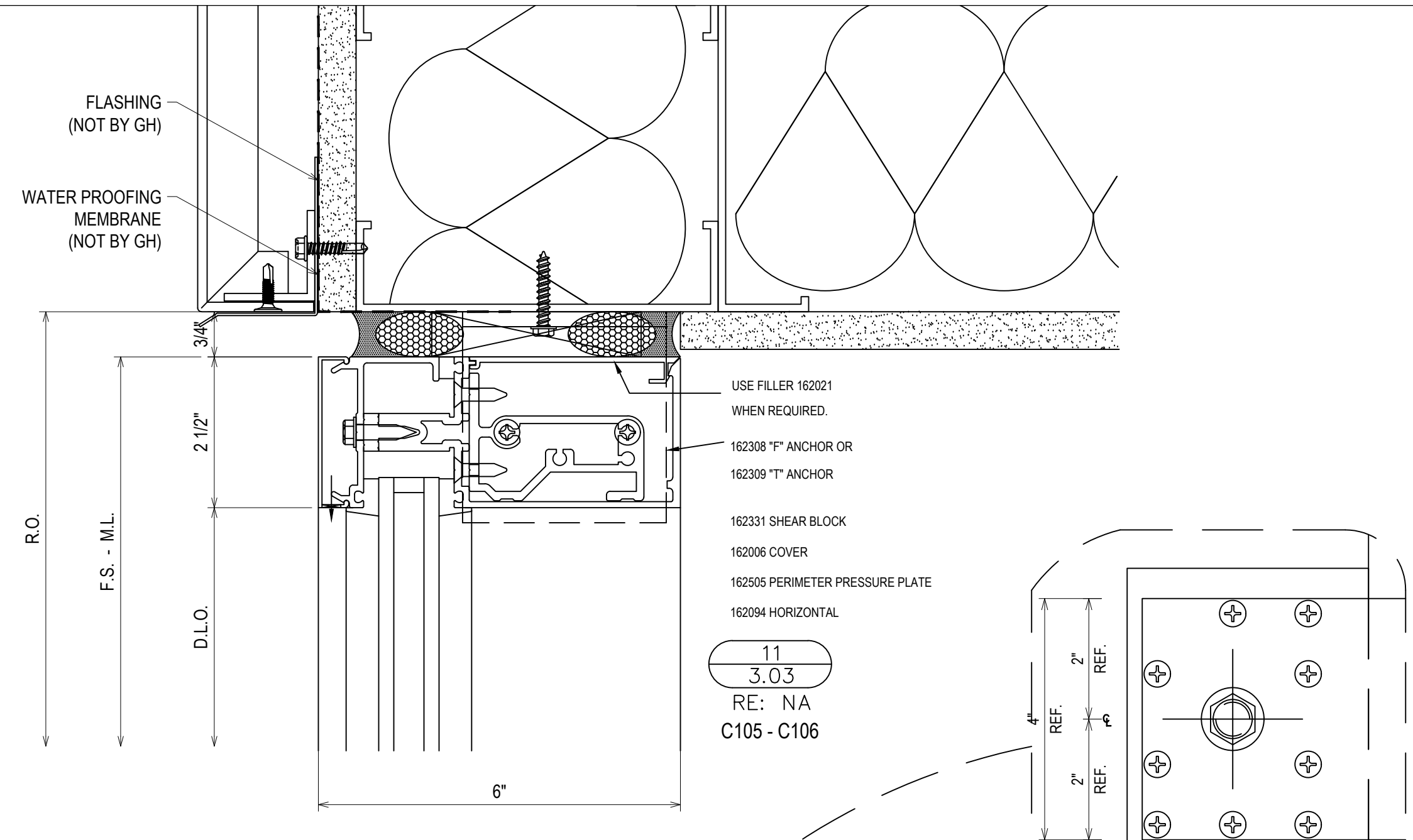
| REV. | DESCRIPTION | DATE |
|------|--------------|----------|
| A | 1ST REVISION | 10/24/18 |
| B | 2ND REVISION | 12/12/18 |

CAMPERDOWN APARTMENTS
GREENVILLE, SC 29602

GRAHAM-HODGE ASSOCIATES INC.

| | |
|-----------------|----------------|
| DRAWN BY: CW | DATE: 09.24.18 |
| APPROVED BY: PA | DATE: 09.24.18 |
| SCALE: AS NOTED | FILE NO: |

3.02



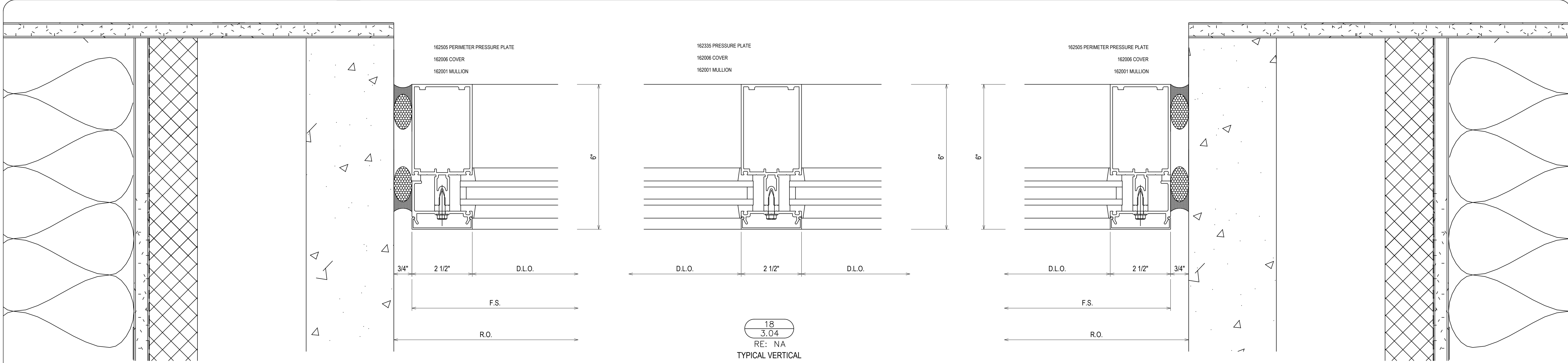
| | |
|-------------|------------------------|
| DATE | 10/29/18 |
| DESCRIPTION | 1ST FLOOR 2ND FLOOR |
| REV. | A B |

CAMPERDOWN APARTMENTS
GREENVILLE, SC 29602

GRAHAM-HODGE
ASSOCIATES INC.

| | |
|-------------|----------|
| DRAWN BY | DATE |
| CW | 09.24.18 |
| APPROVED BY | SHEET |
| PA | 09.24.18 |
| SCALE | FILE NO |
| AS NOTED | |

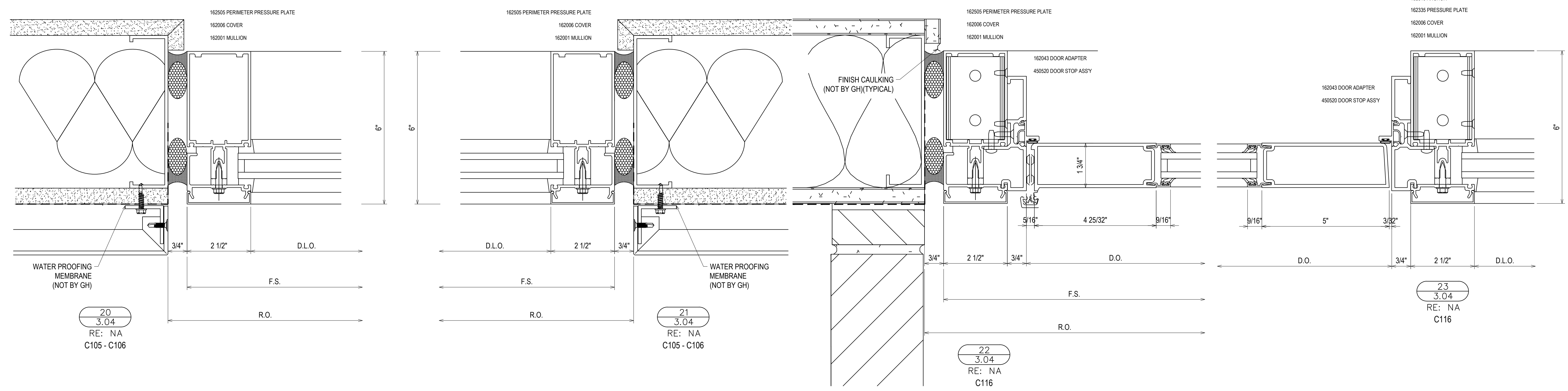
3.03



17
3.04
RE: NA
C100 - C101 - C102 - C103
C104 - C107 - C108 - C109
C110 - C111 - C112 - C113
C114 - C115 - C125 - C126
C127 - C128

18
3.04
RE: NA
TYPICAL VERTICAL

19
3.04
RE: NA
C100 - C101 - C102 - C103
C104 - C107 - C108 - C109
C110 - C111 - C112 - C113
C114 - C115 - C116 - C125
C126 - C127 - C128

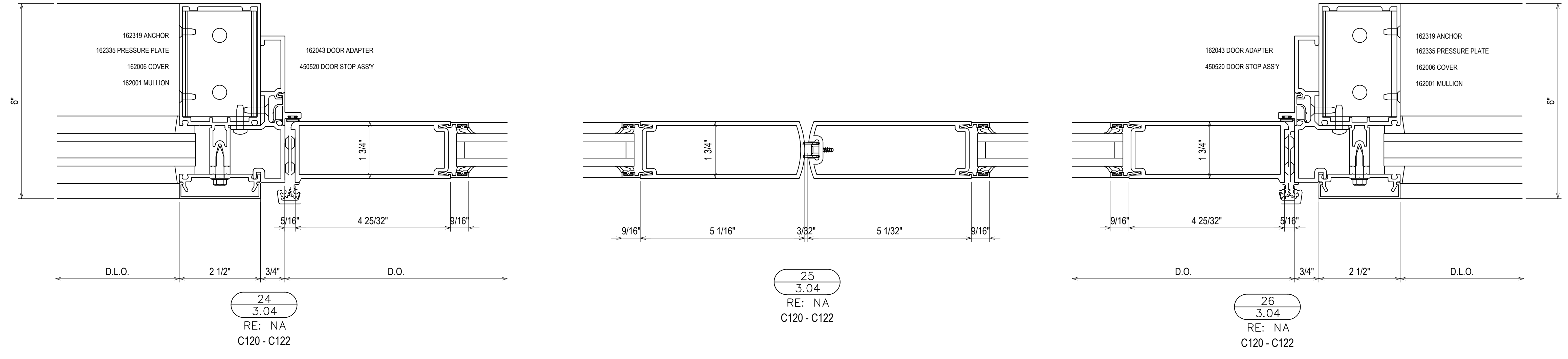


20
3.04
RE: NA
C105 - C106

21
3.04
RE: NA
C105 - C106

22
3.04
RE: NA
C116

23
3.04
RE: NA
C116



24
3.04
RE: NA
C120 - C122

25
3.04
RE: NA
C120 - C122

26
3.04
RE: NA
C120 - C122

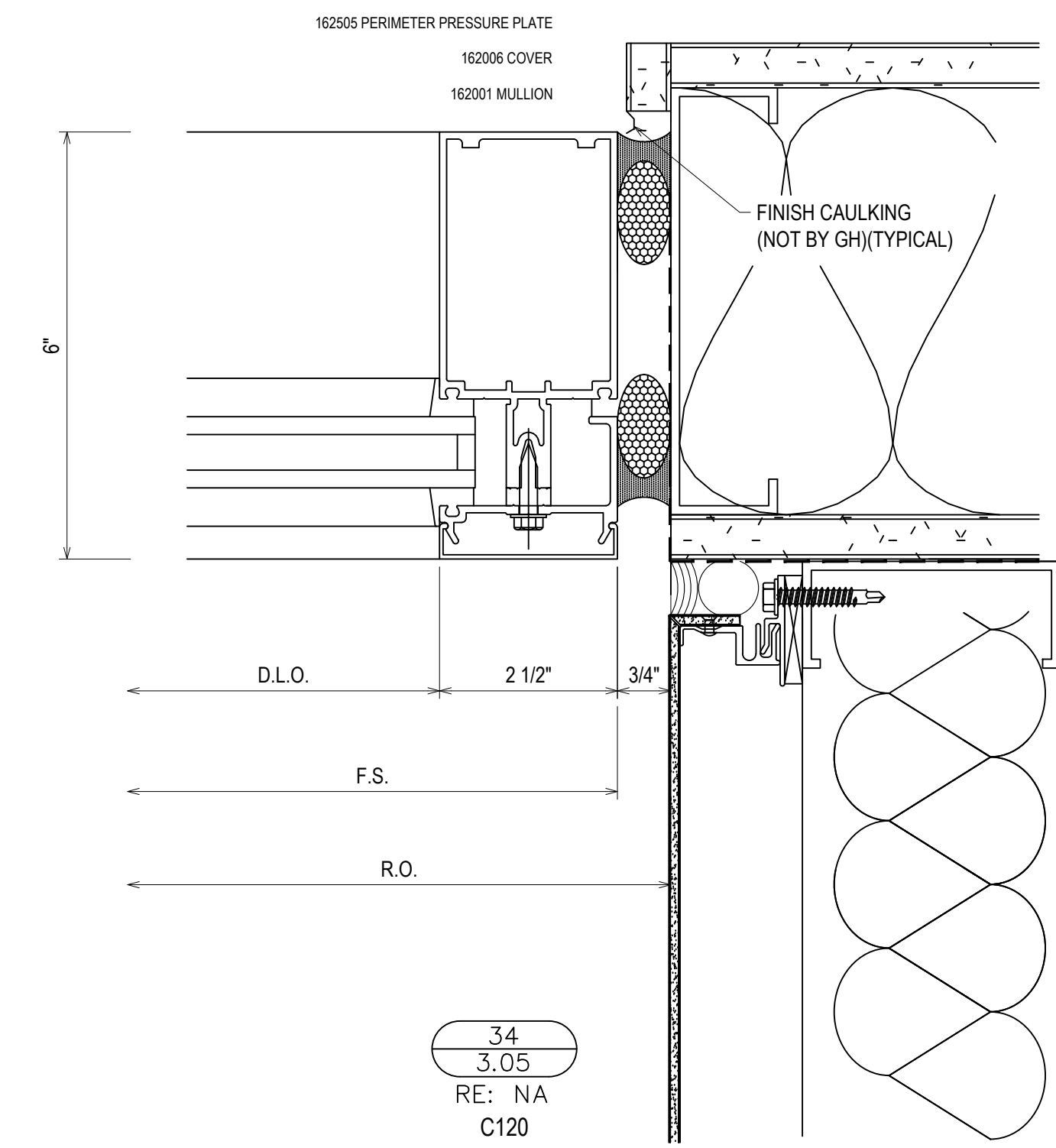
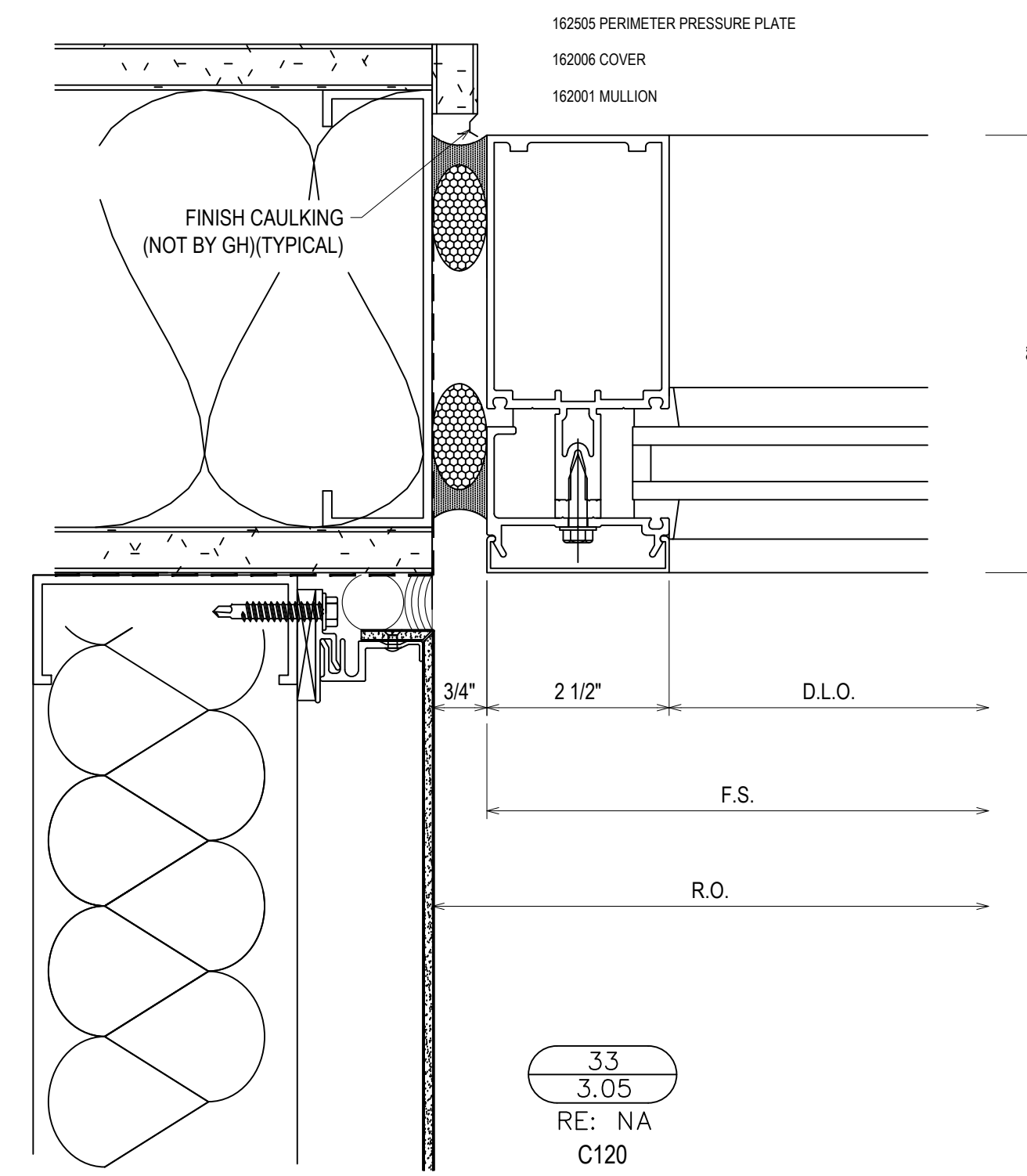
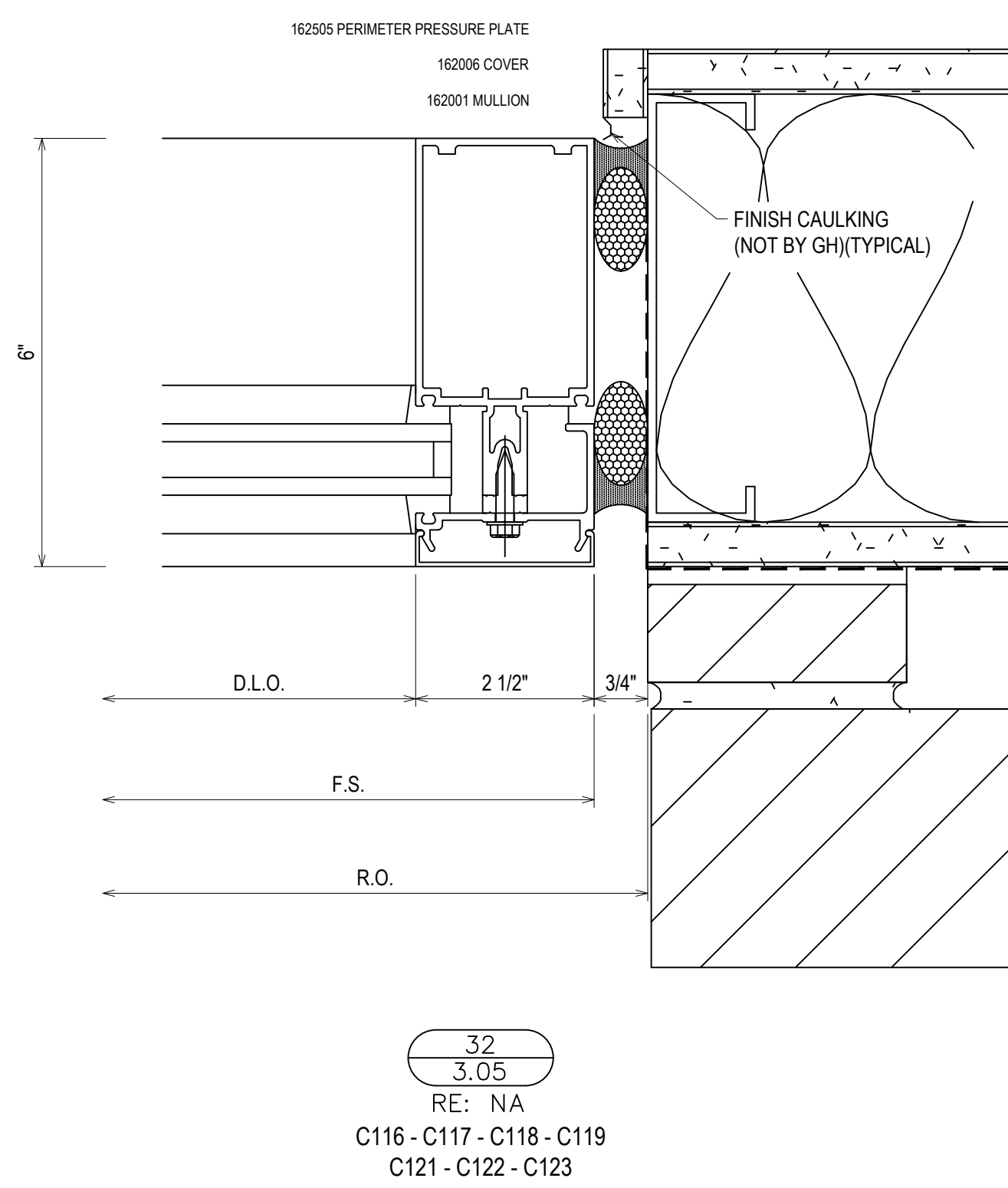
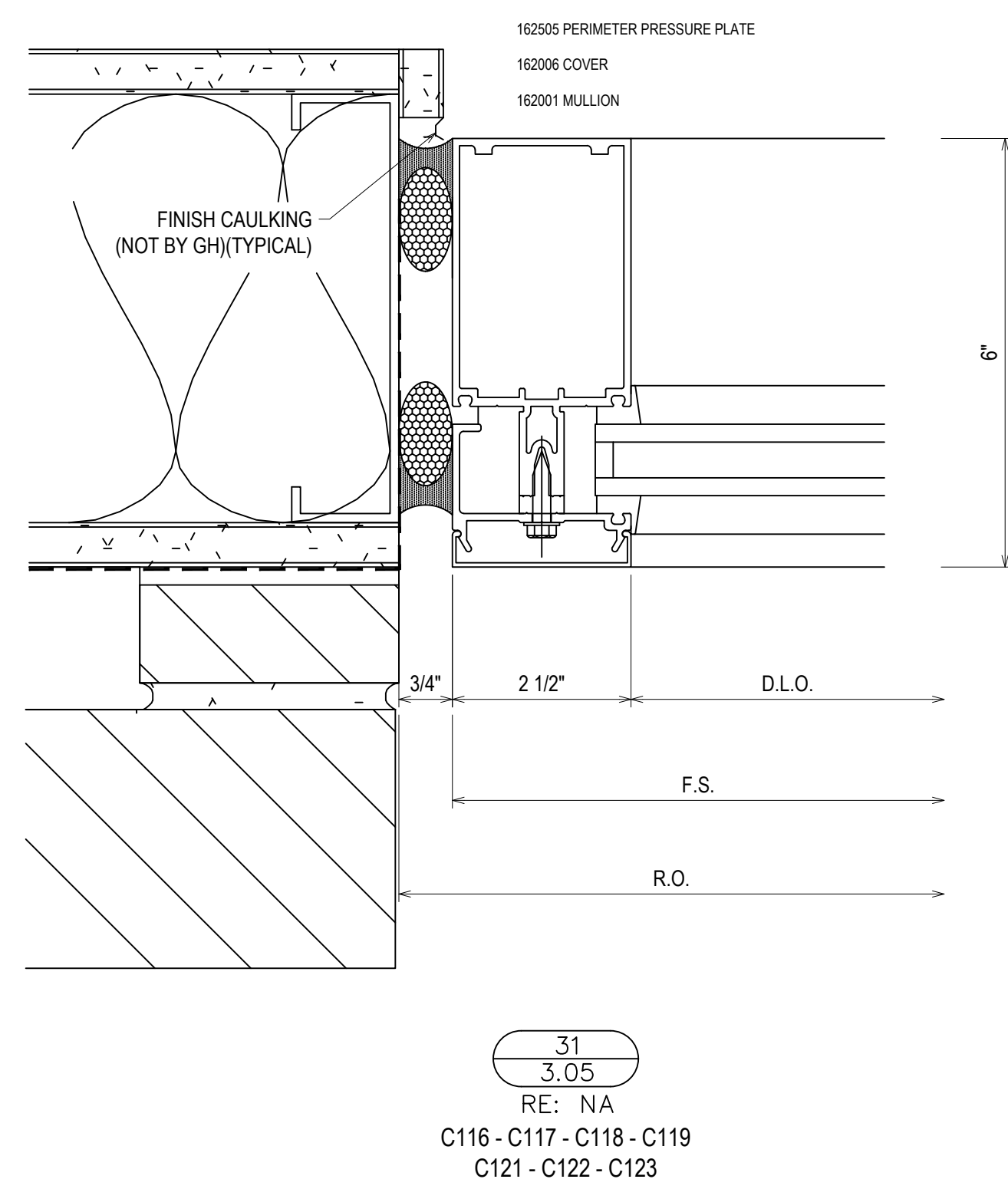
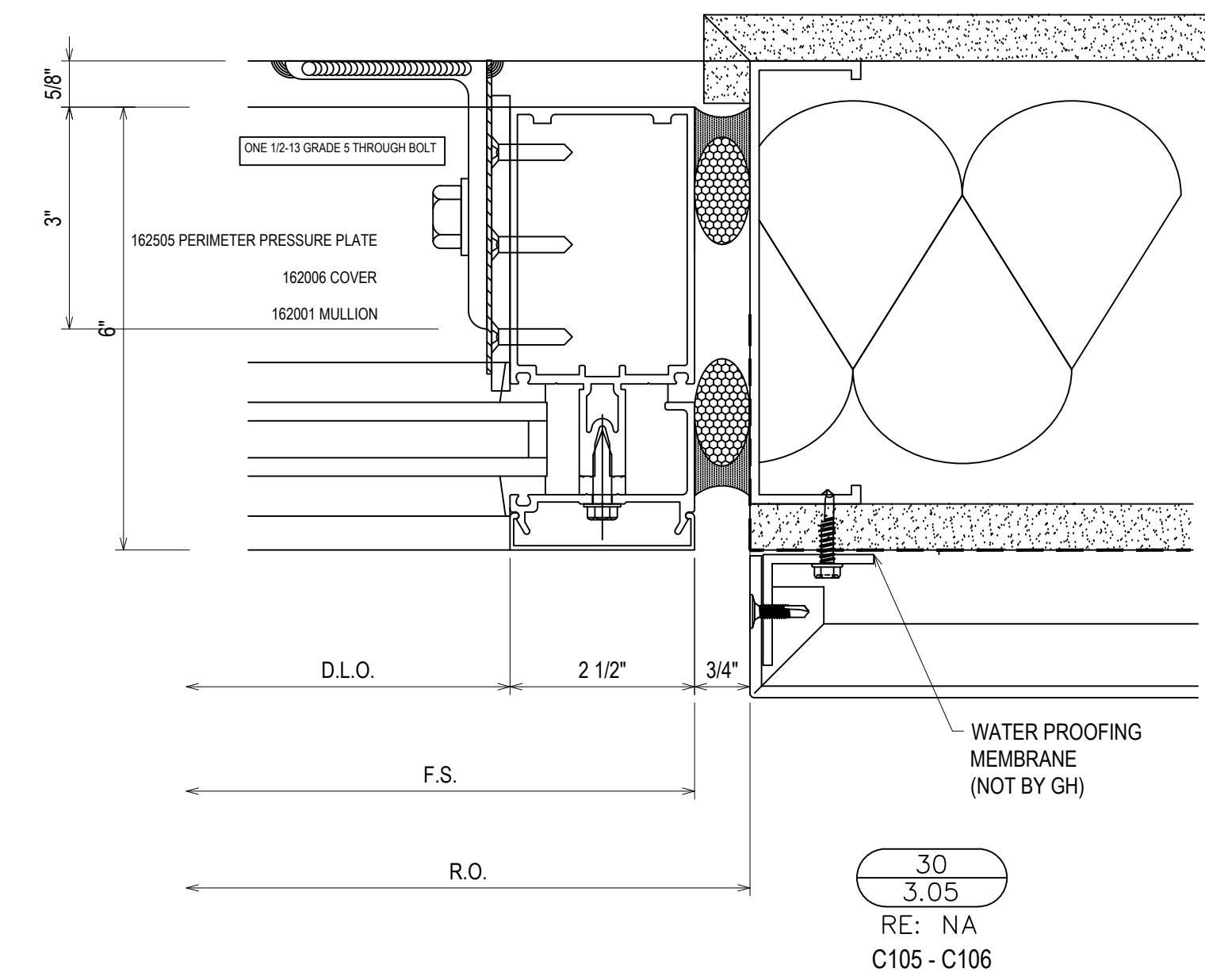
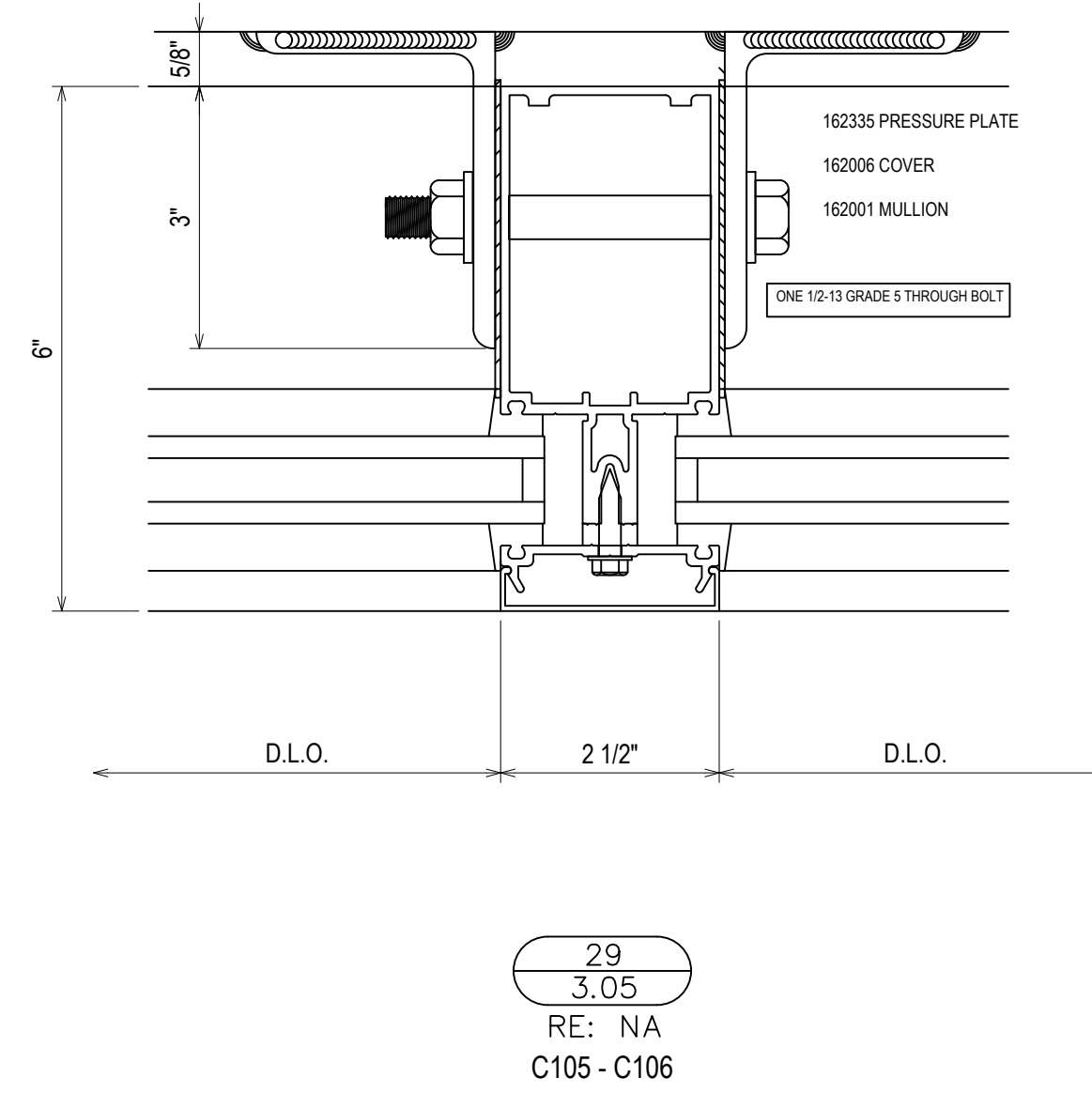
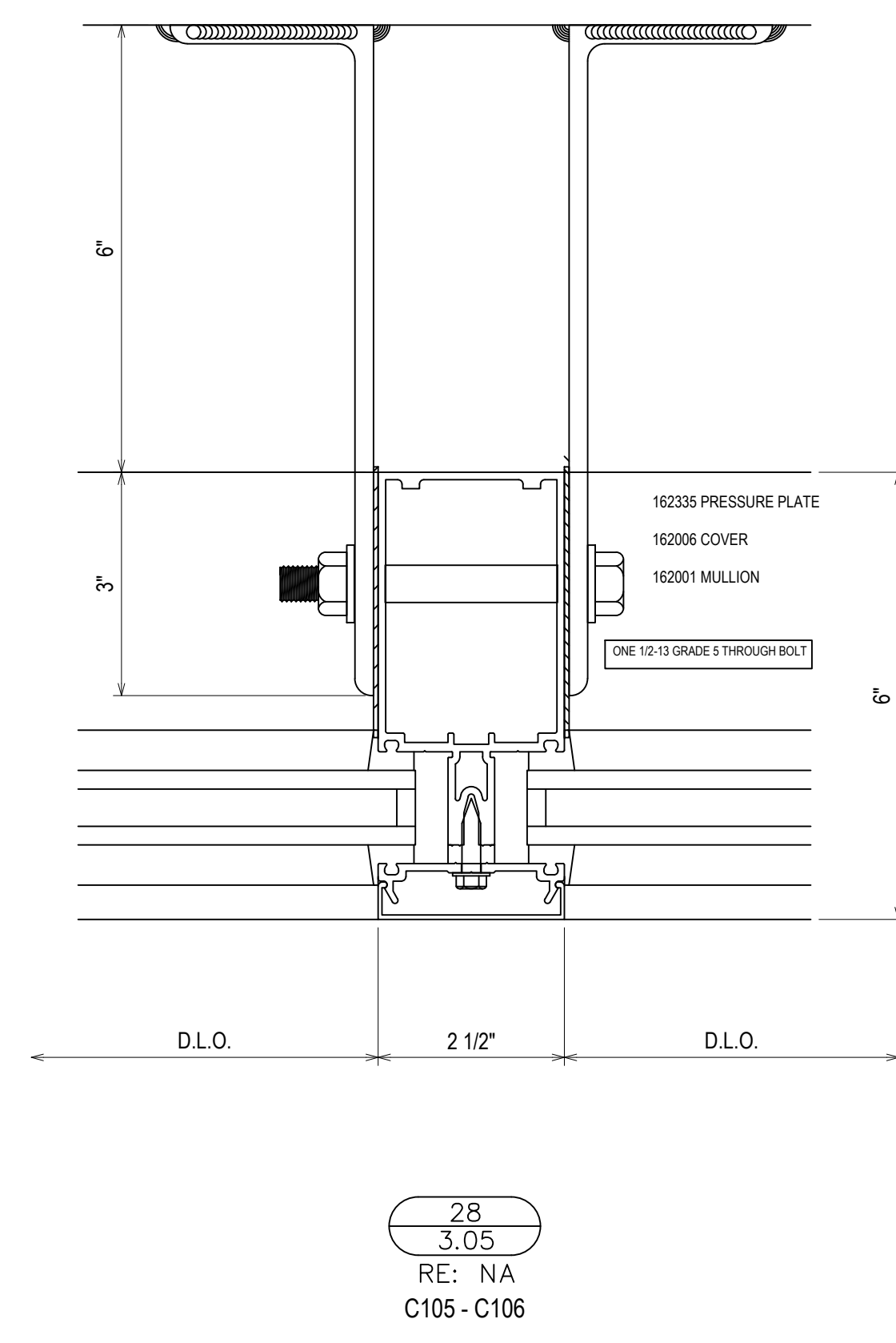
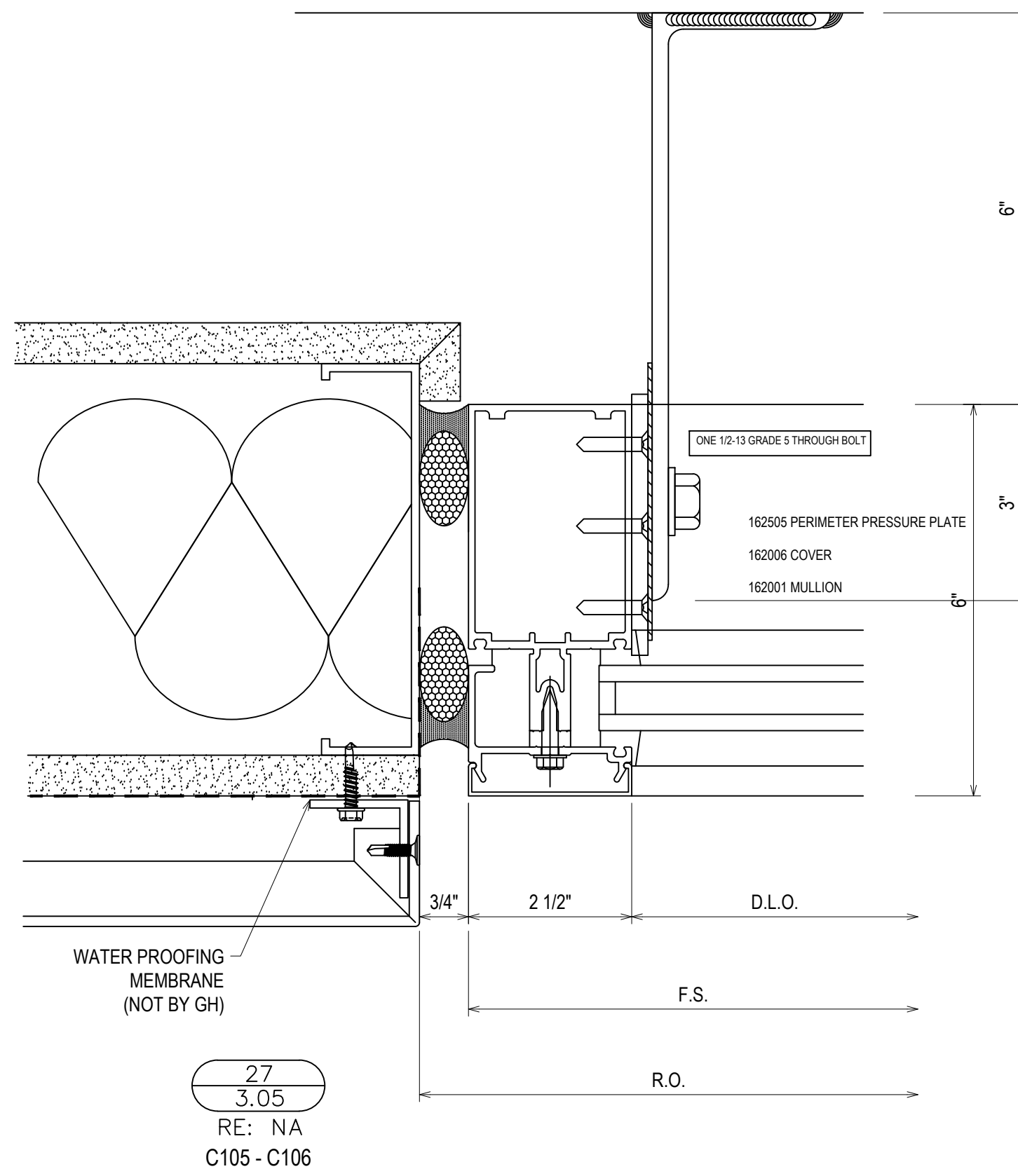
| | |
|-------------|---------------|
| DATE | 10/29/18 |
| DESCRIPTION | REV. 10/29/18 |
| REV. | A |

CAMPERDOWN APARTMENTS
GREENVILLE, SC 29602

GRAHAM-HODGE
ASSOCIATES INC.

| | | | |
|-------------|----------|------|----------|
| DRAWN BY | CW | DATE | 09.24.18 |
| APPROVED BY | PA | DATE | 09.24.18 |
| SCALE | AS NOTED | | |
| FILE NO. | | | |

3.04



| | |
|-------------|--------------|
| DATE | 10/20/18 |
| DESCRIPTION | 1ST REVISION |
| REV | A |

CAMPERDOWN APARTMENTS
GREENVILLE, SC 29602



| | | | |
|-------------|----------|------|----------|
| DRAWN BY | CW | DATE | 09.24.18 |
| APPROVED BY | PA | DATE | 09.24.18 |
| SCALE | AS NOTED | | |
| FILE NO | | | |

3.05

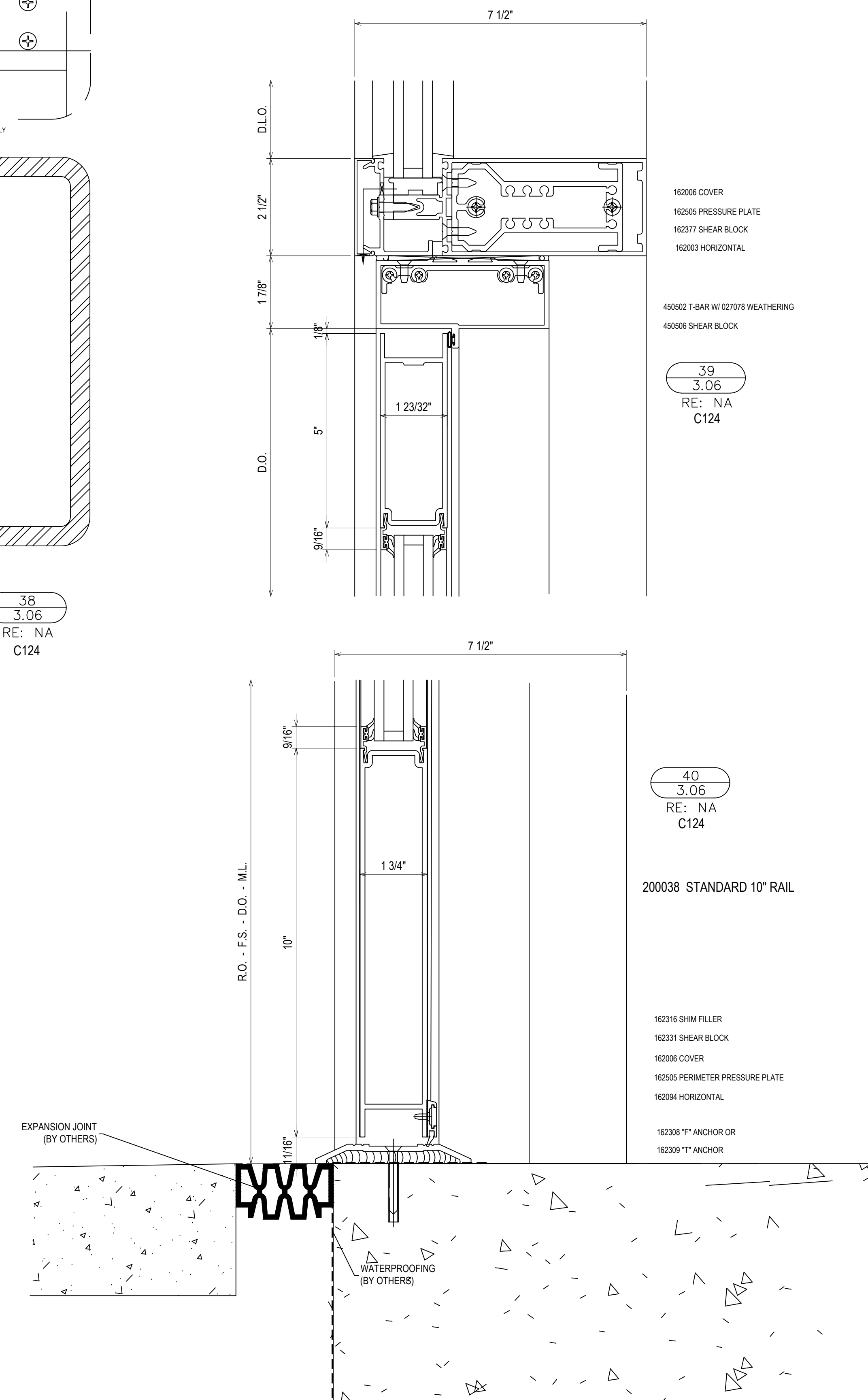
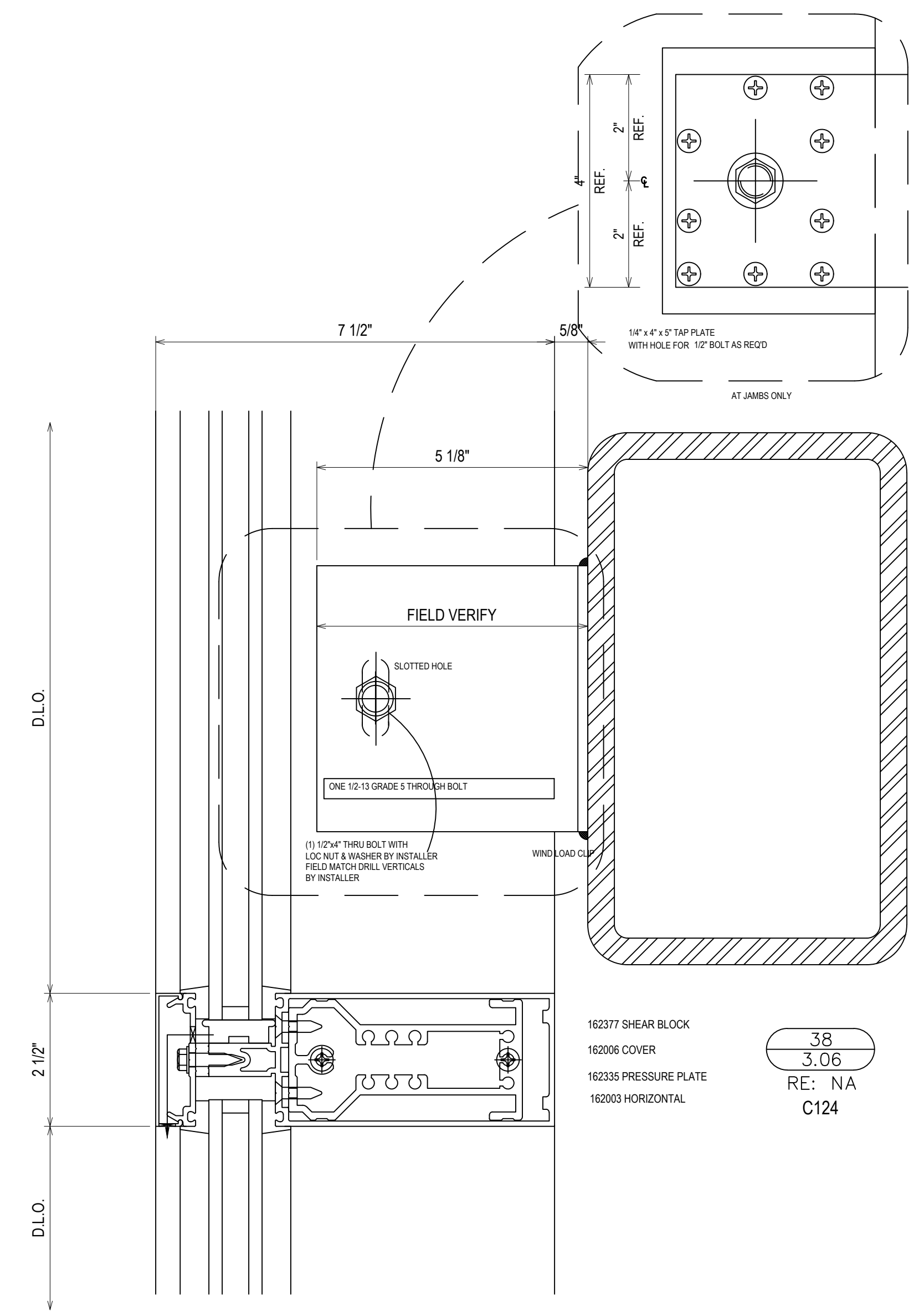
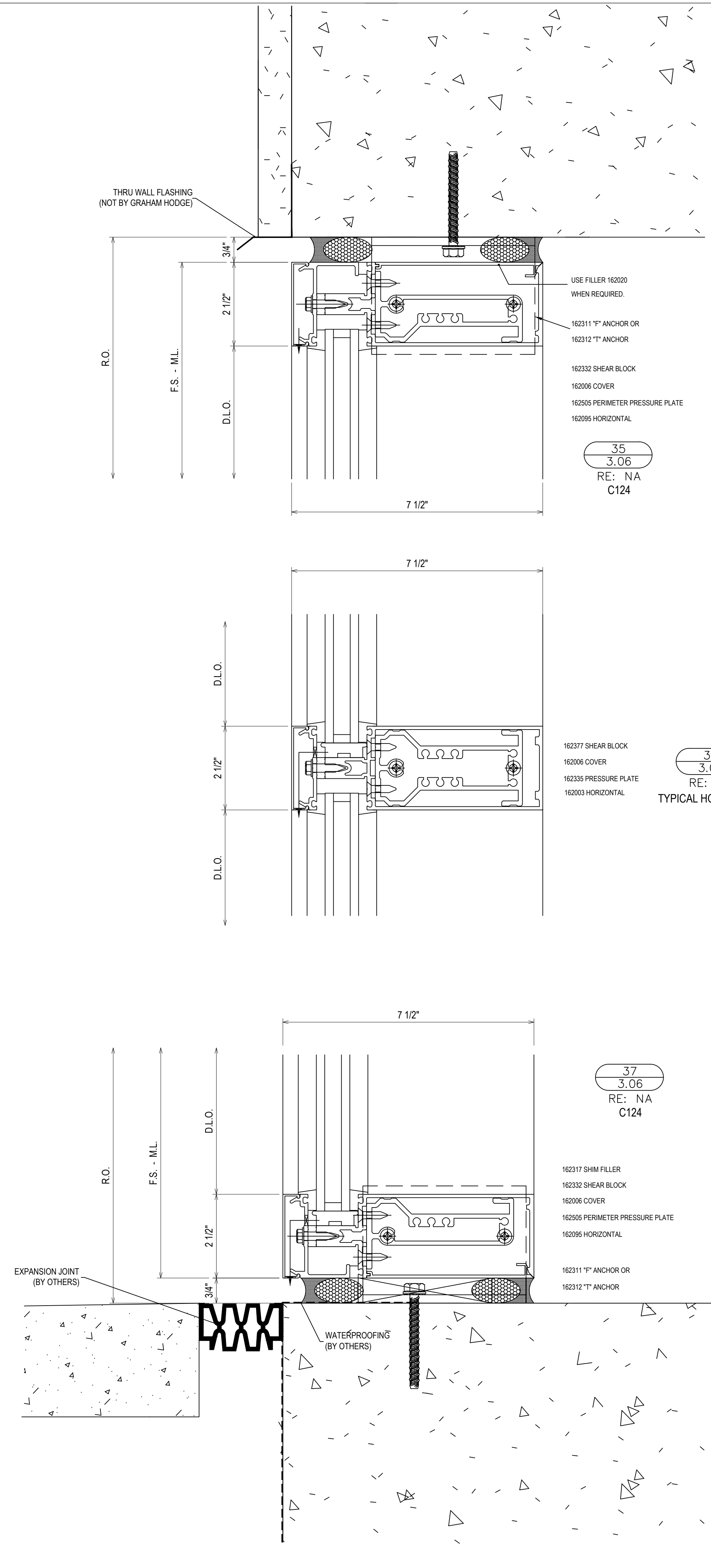
| | |
|-------------|--------------|
| DATE | 10/20/18 |
| DESCRIPTION | 1ST REVISION |
| REV. | A |

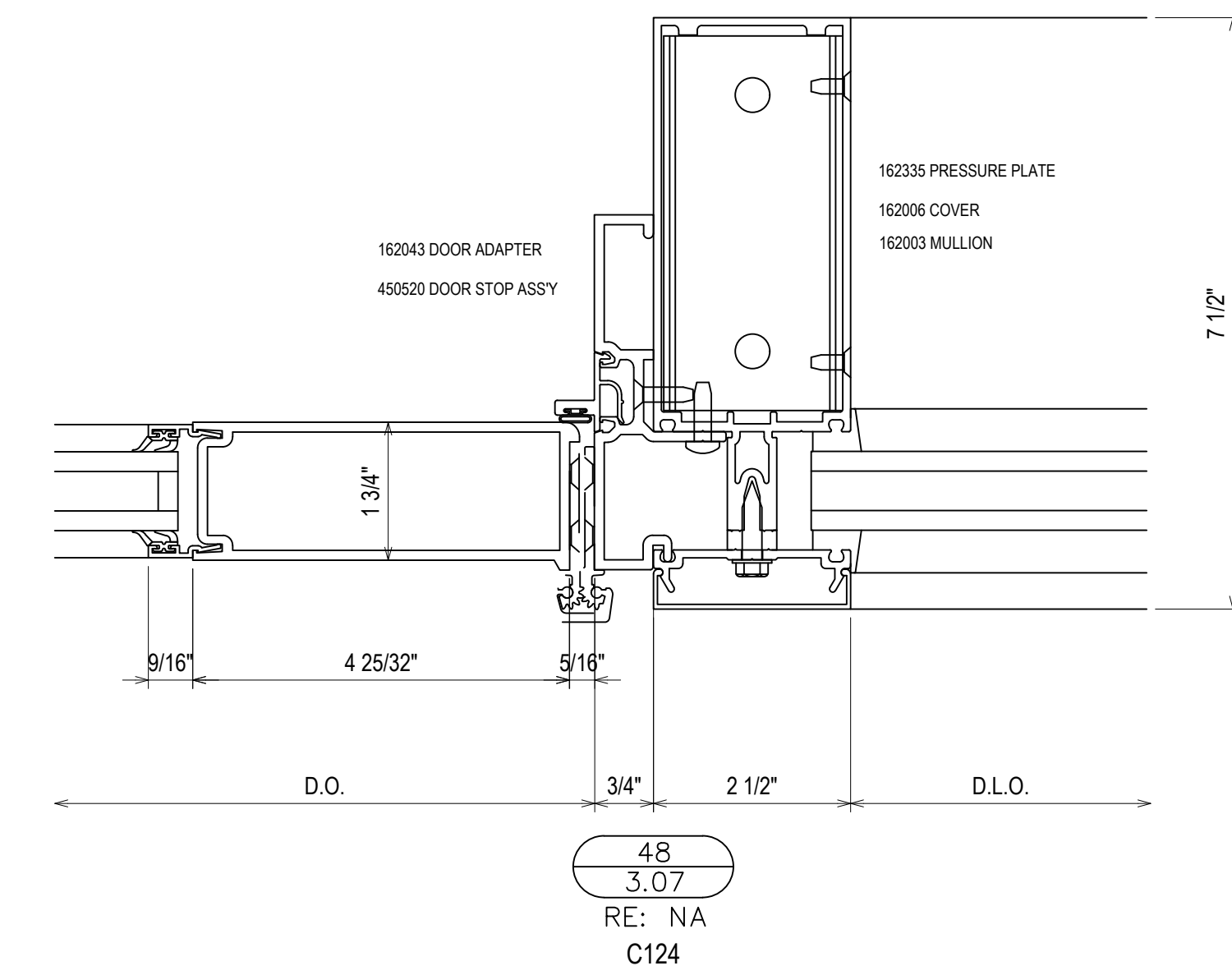
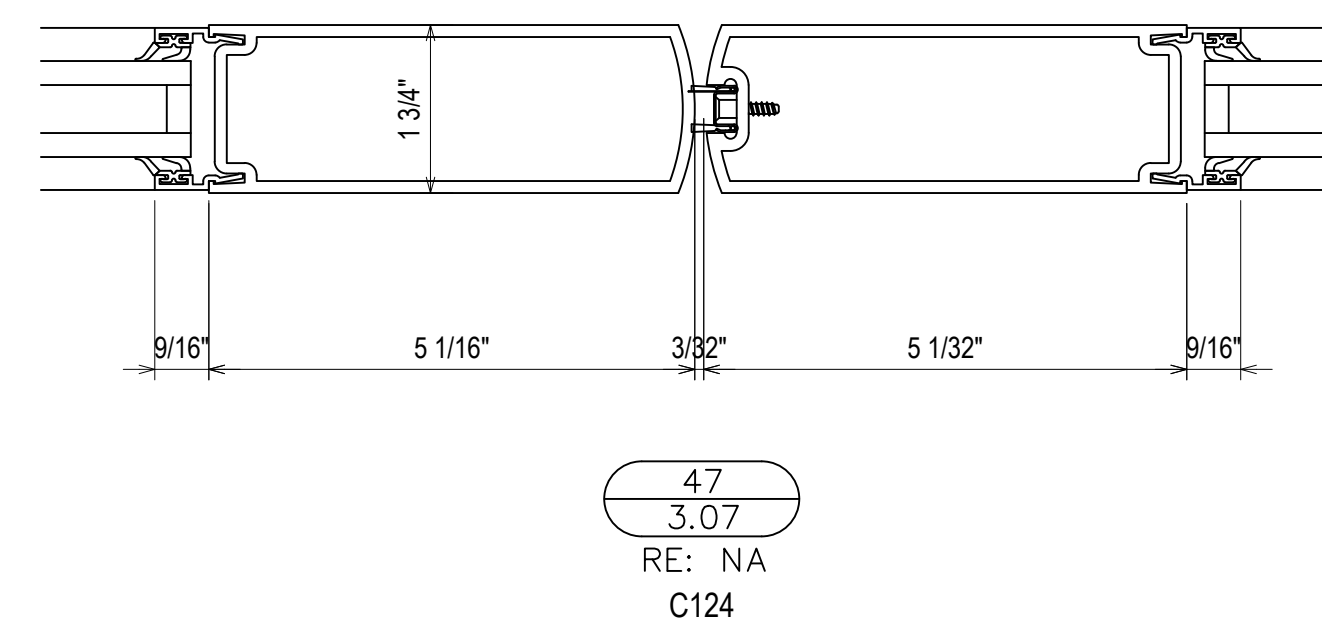
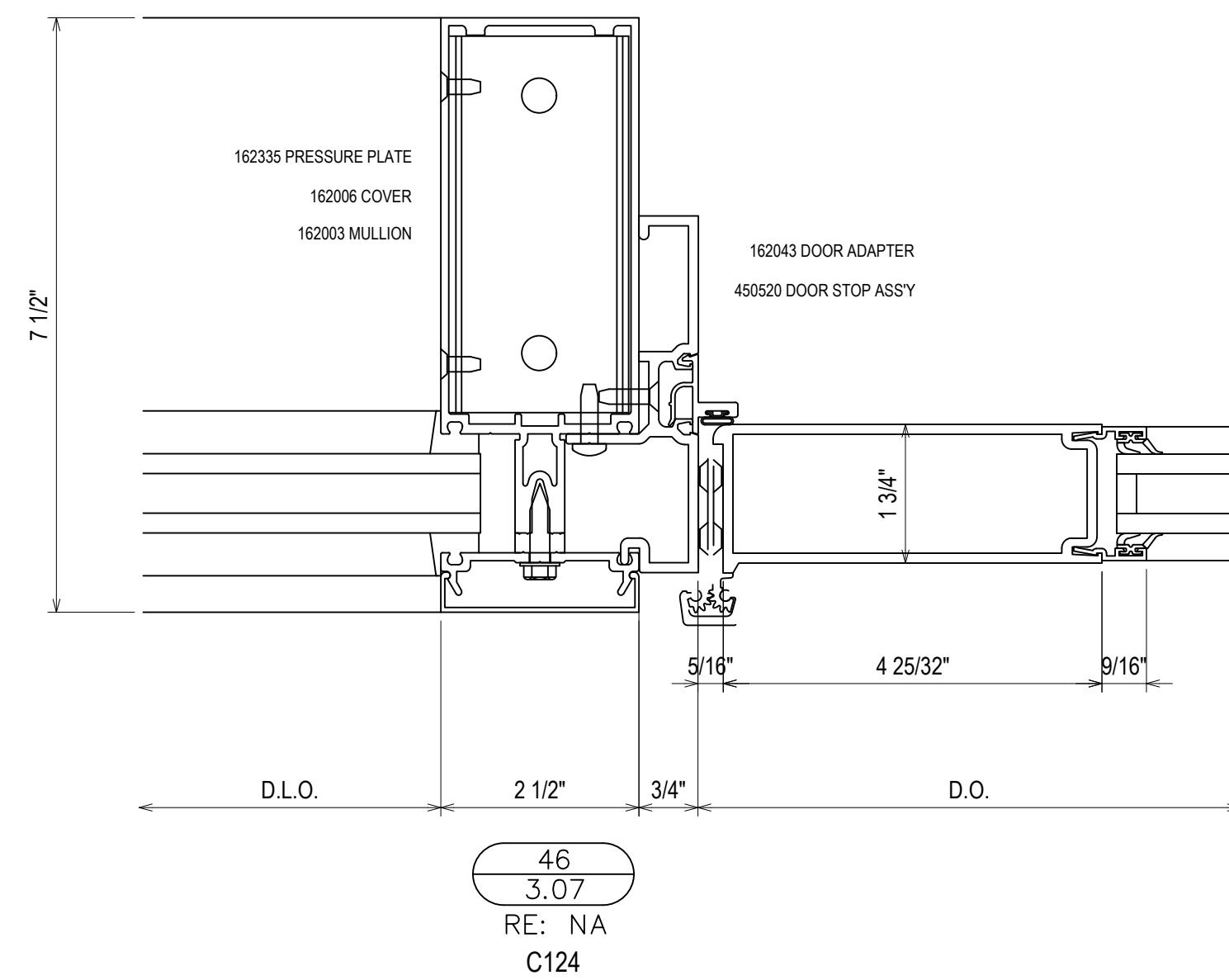
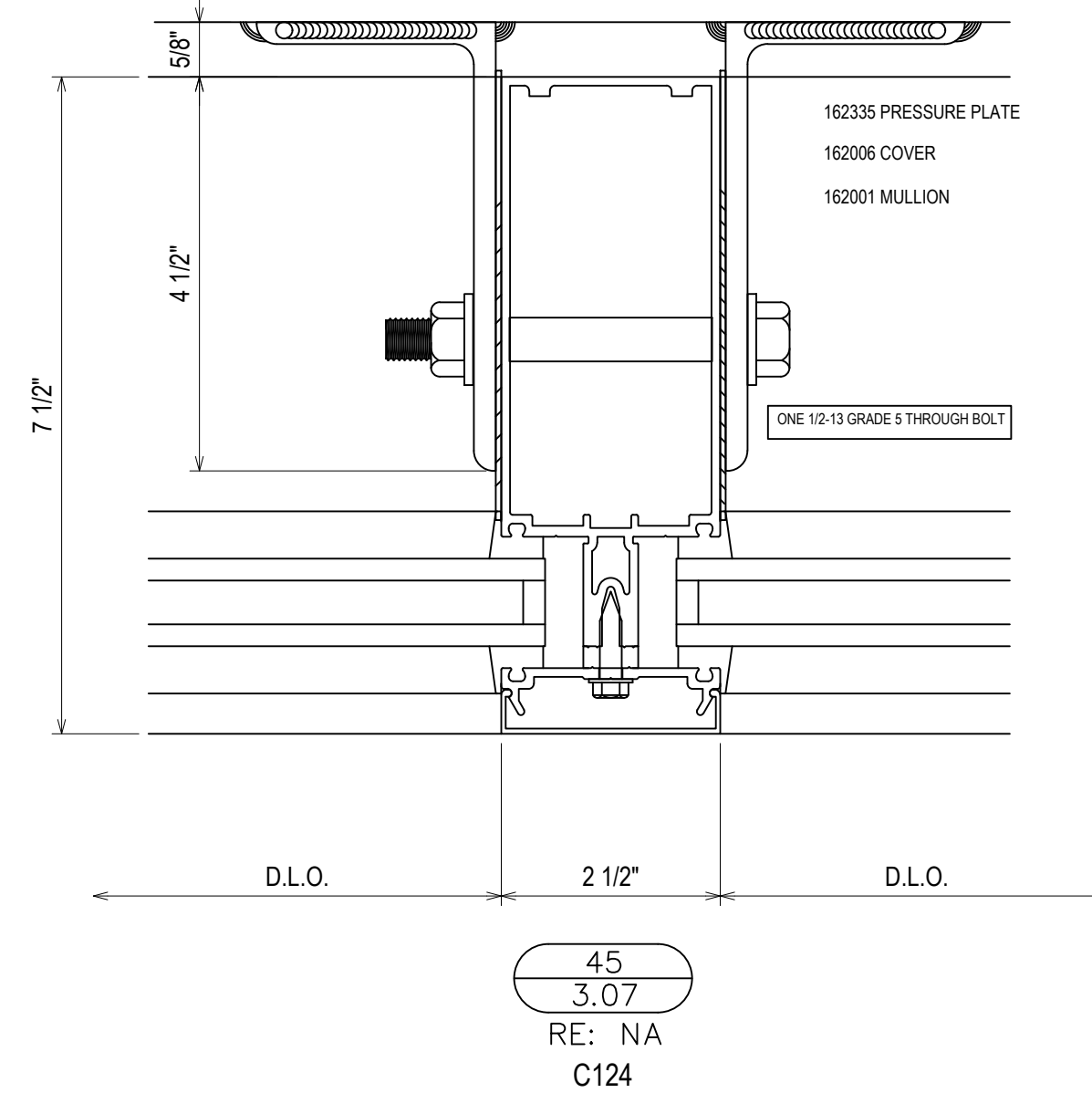
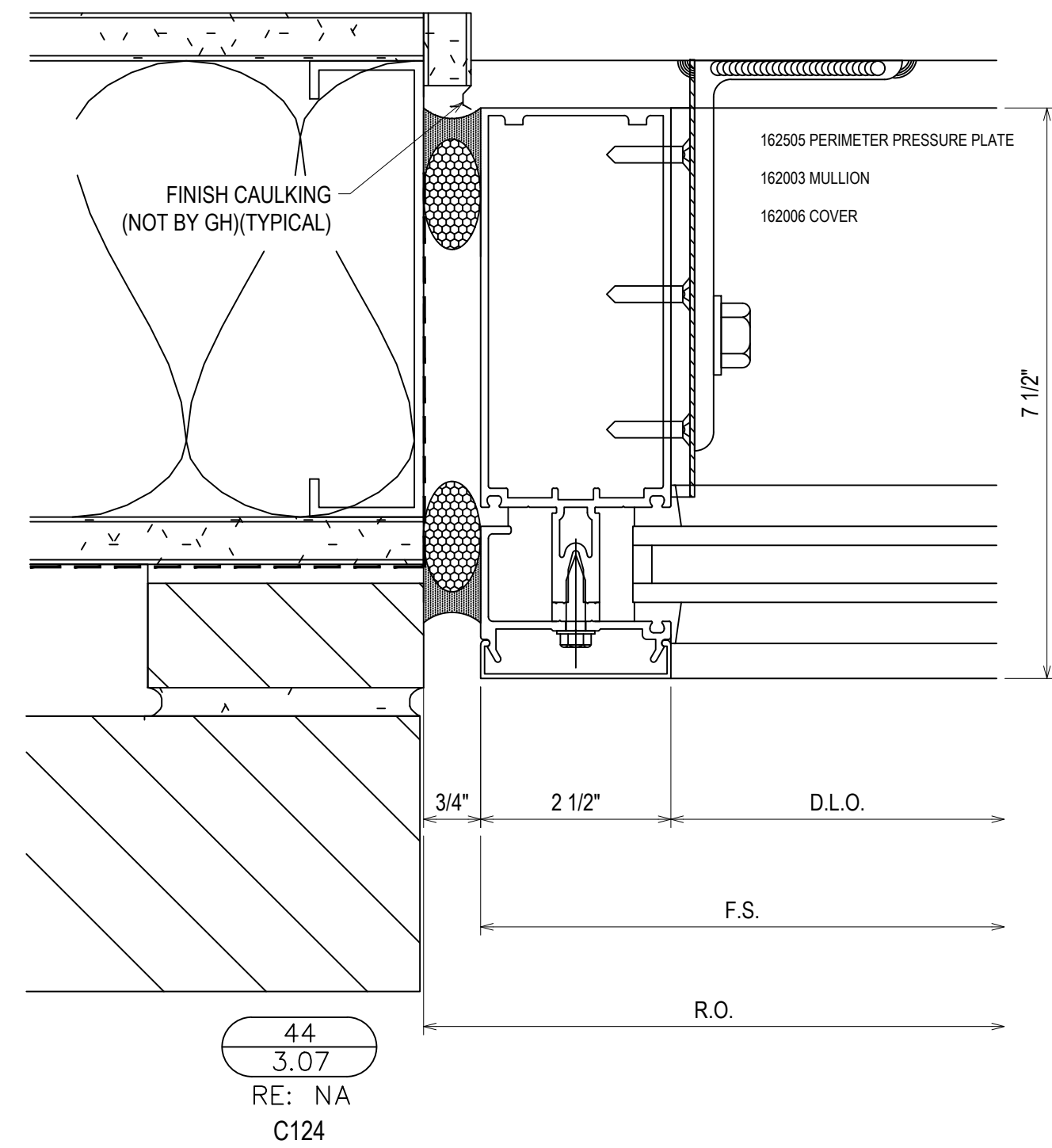
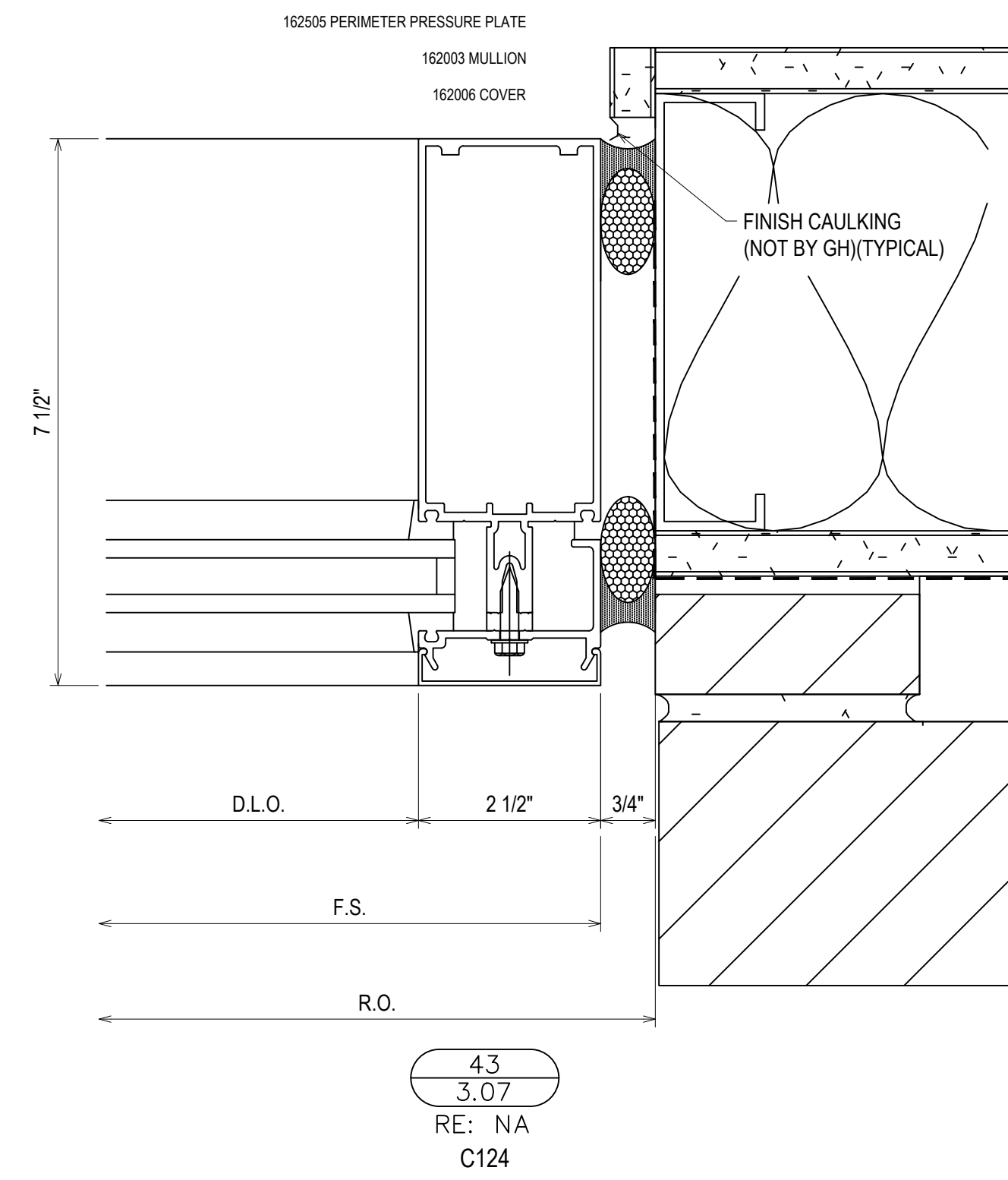
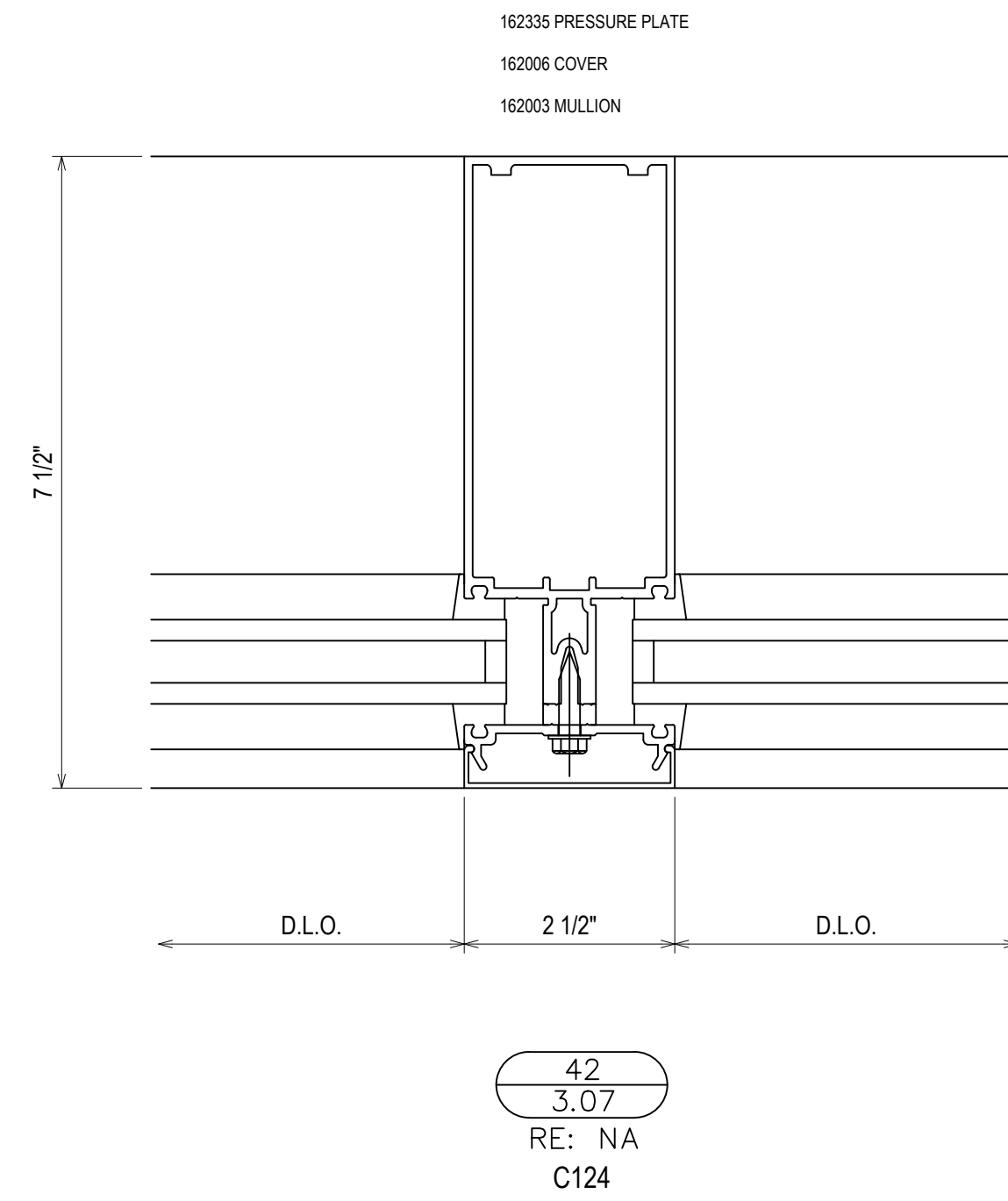
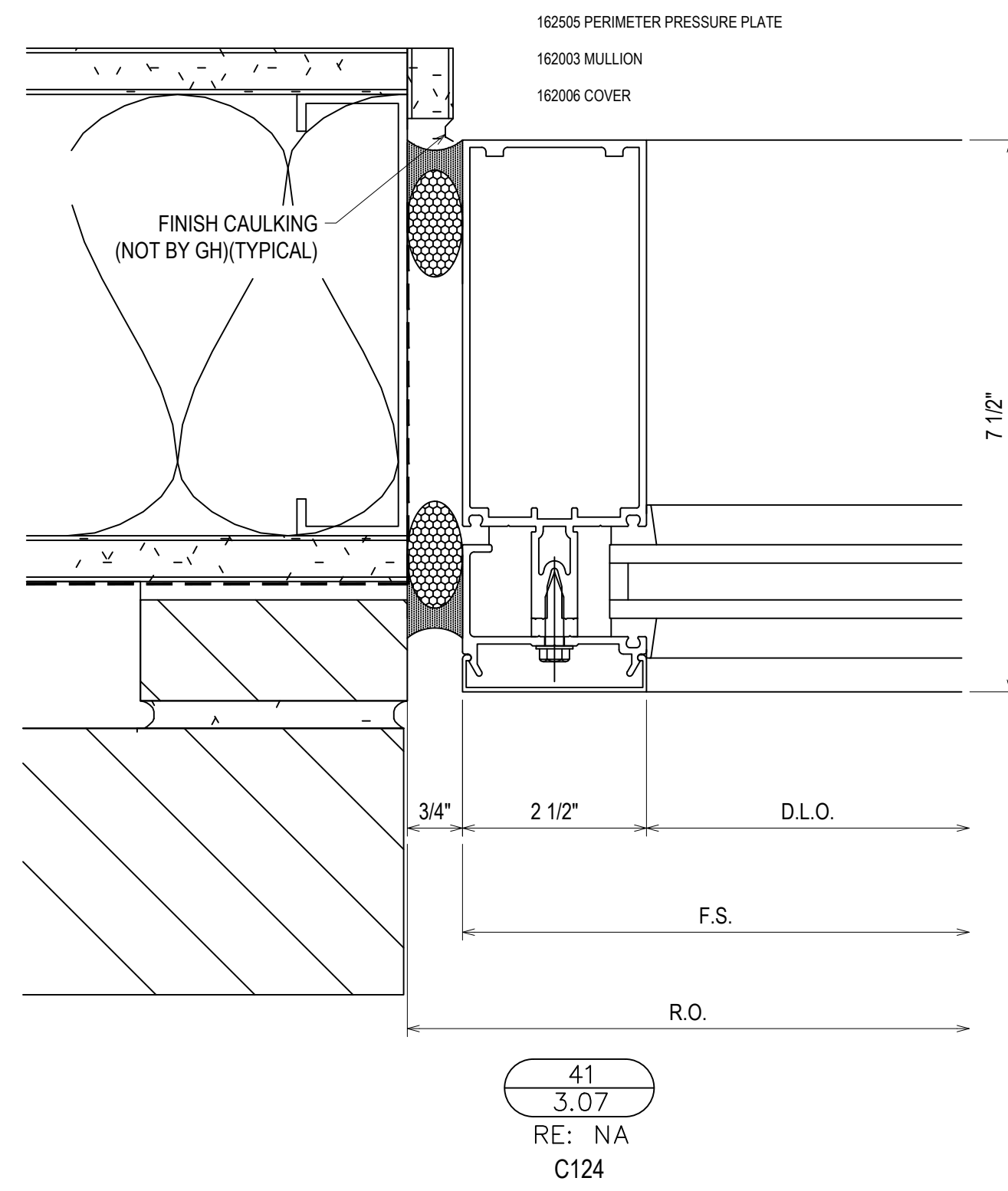
CAMPERDOWN APARTMENTS
GREENVILLE, SC 29602

GRAHAM-HODGE ASSOCIATES INC.

| | |
|-------------|----------|
| DRAWN BY | DATE |
| CW | 09.24.18 |
| APPROVED BY | SHEET |
| PA | 09.24.18 |
| SCALE | FILE NO. |
| AS NOTED | |

3.06





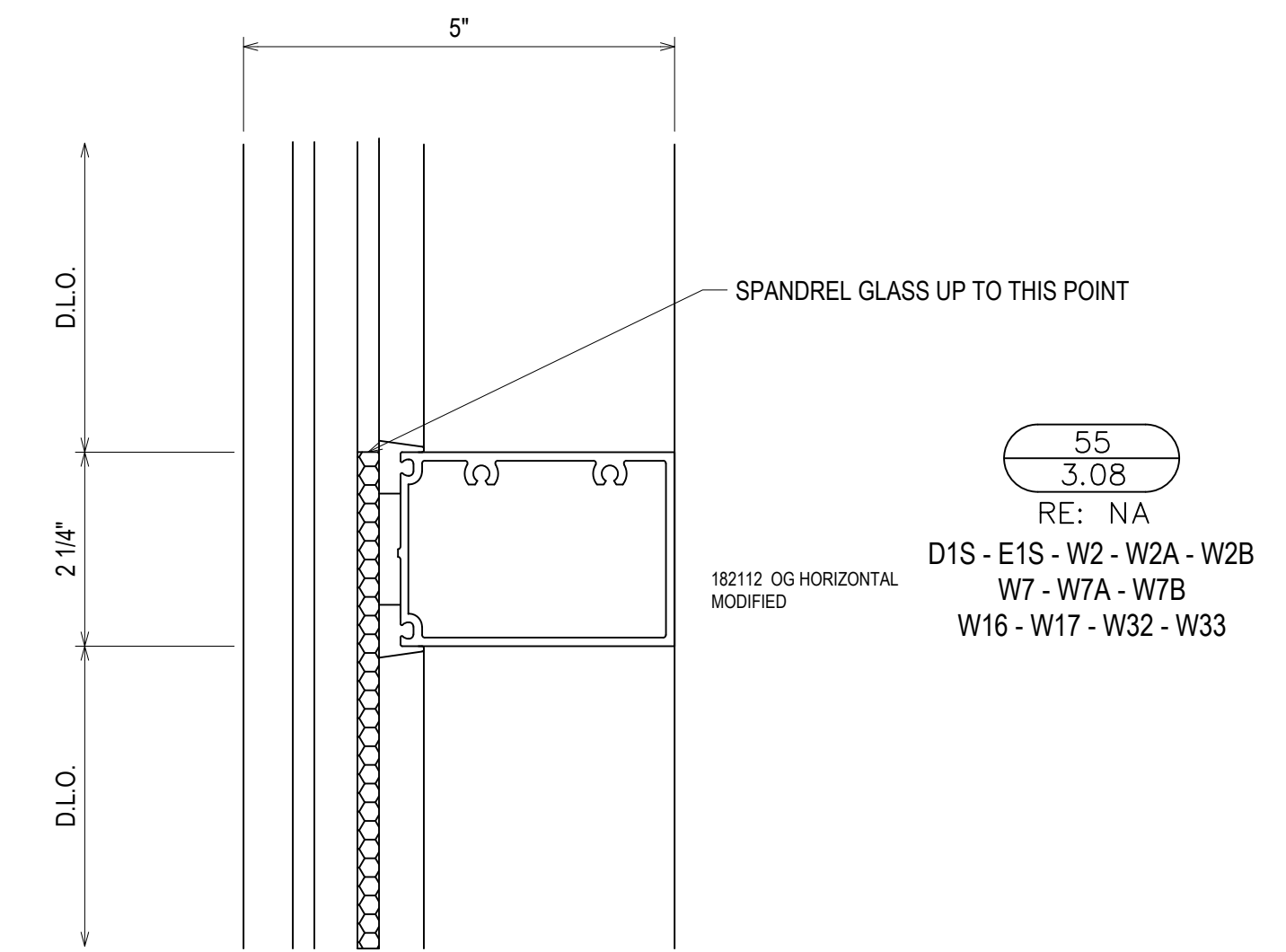
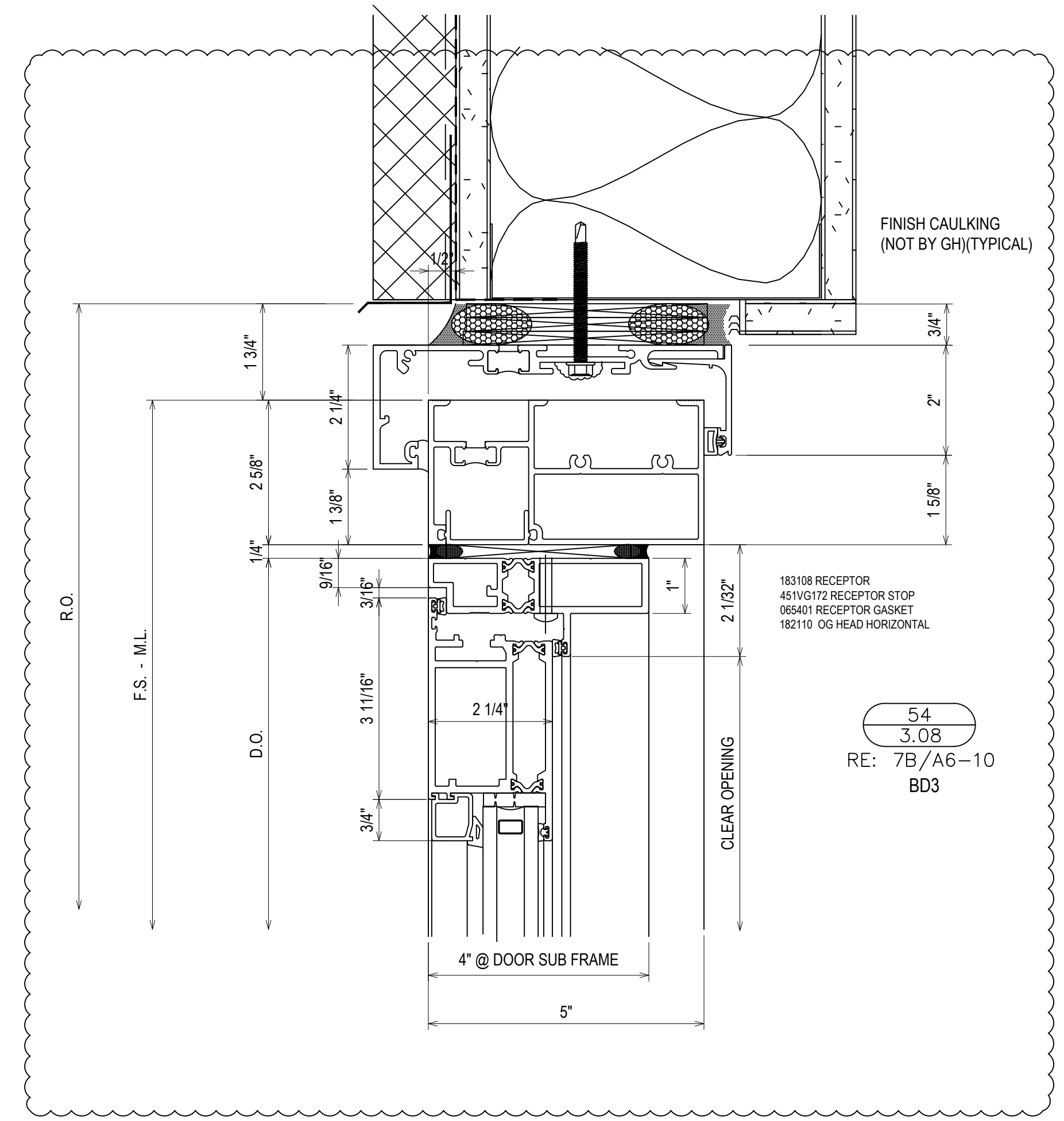
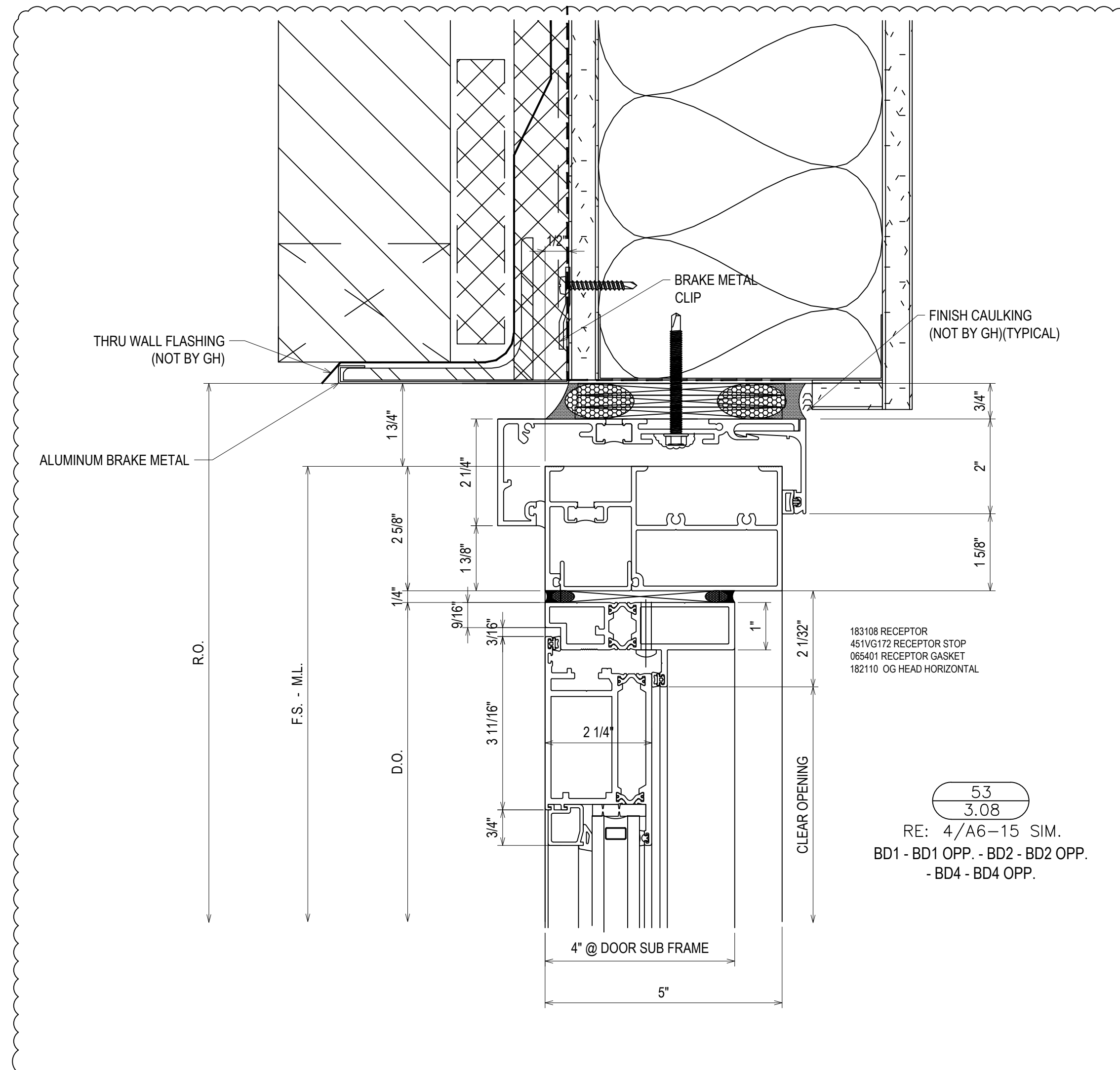
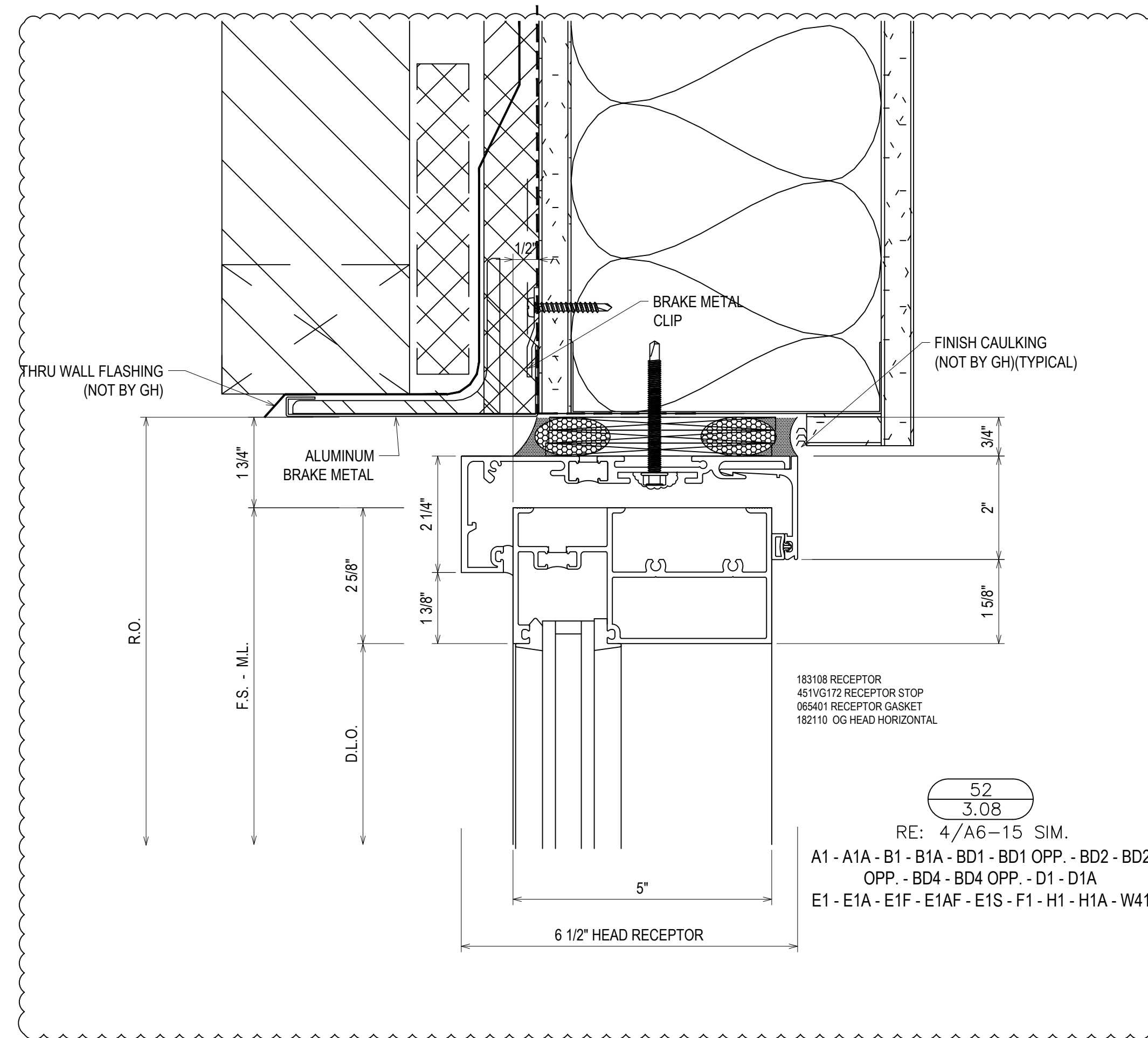
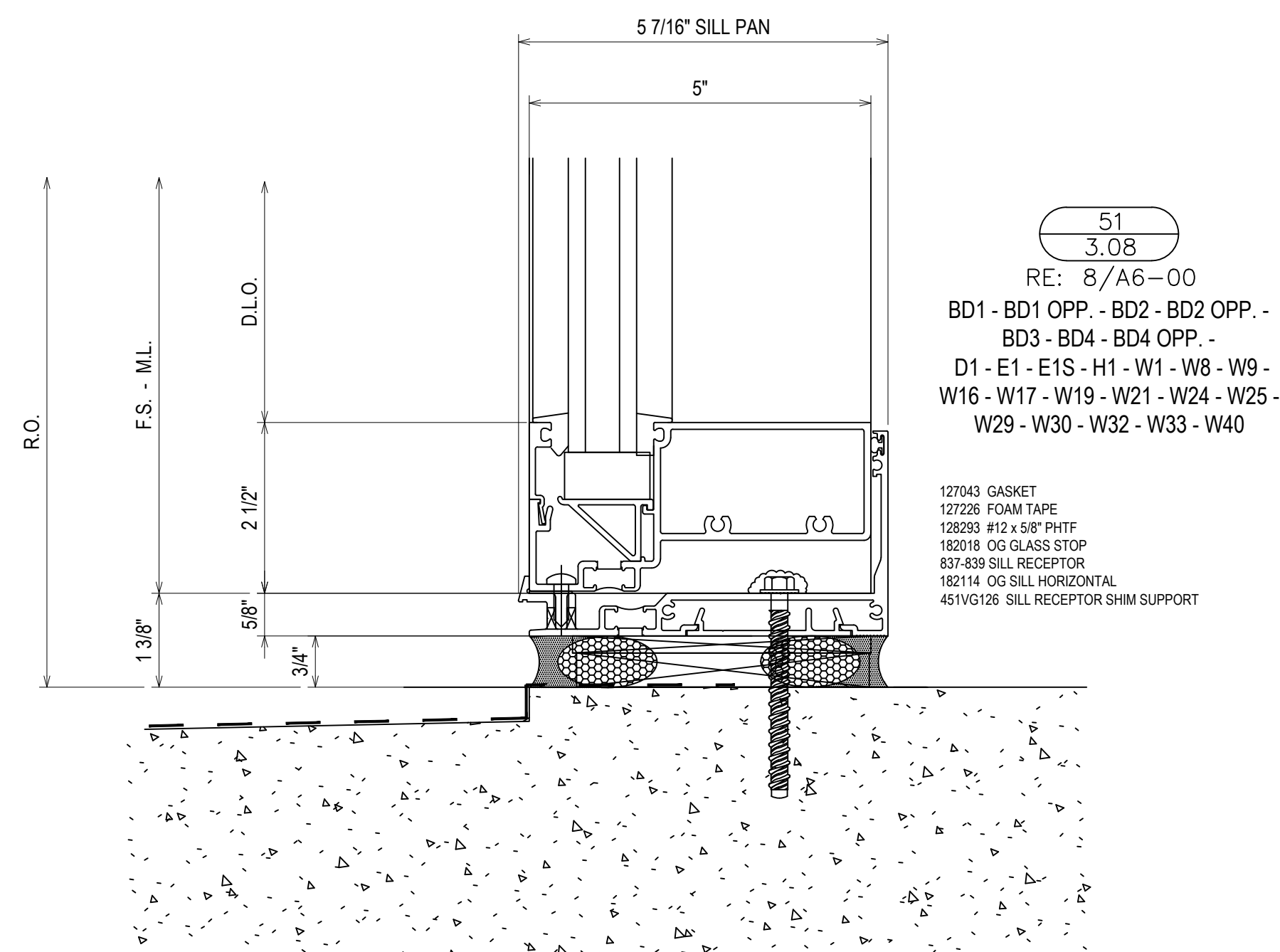
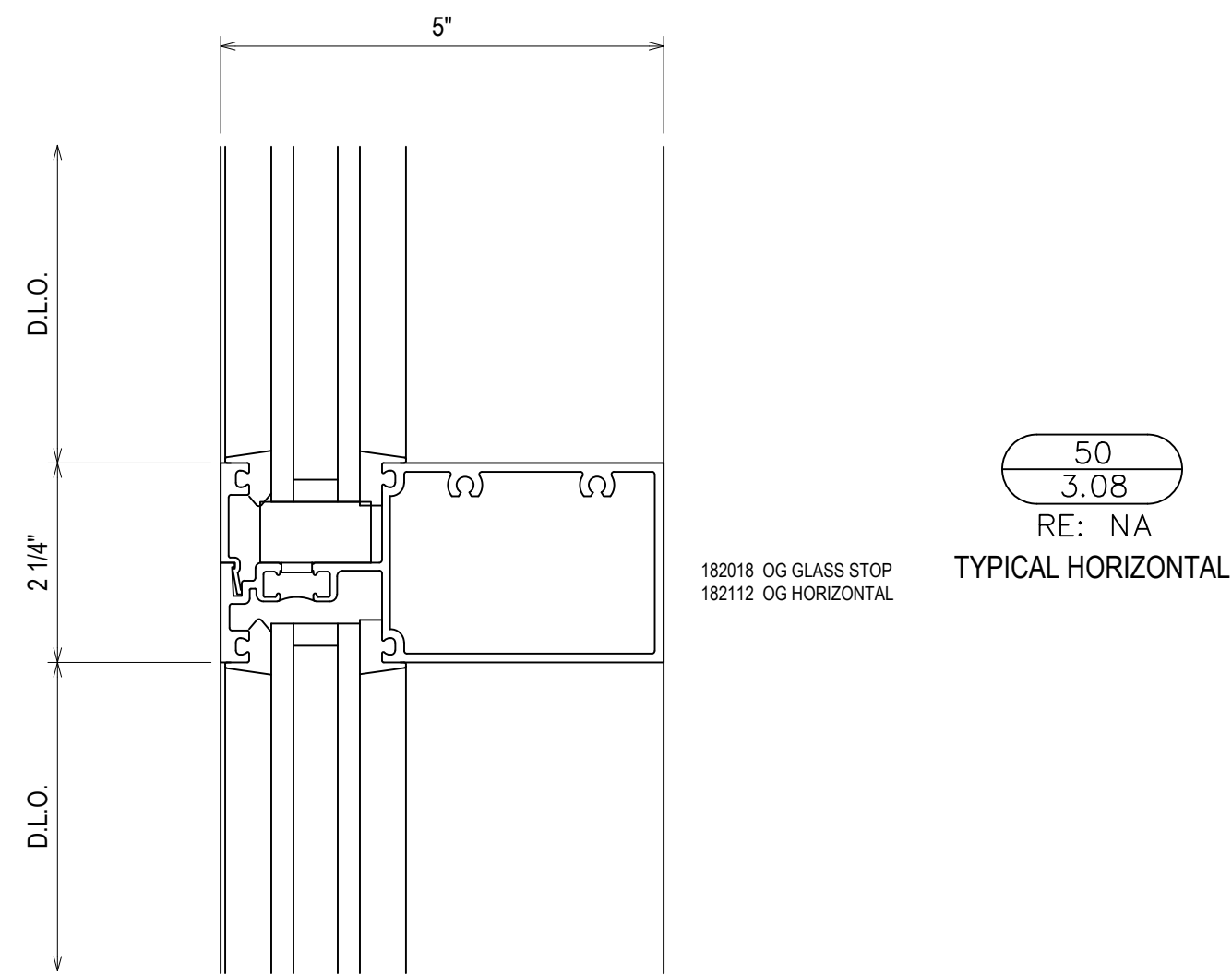
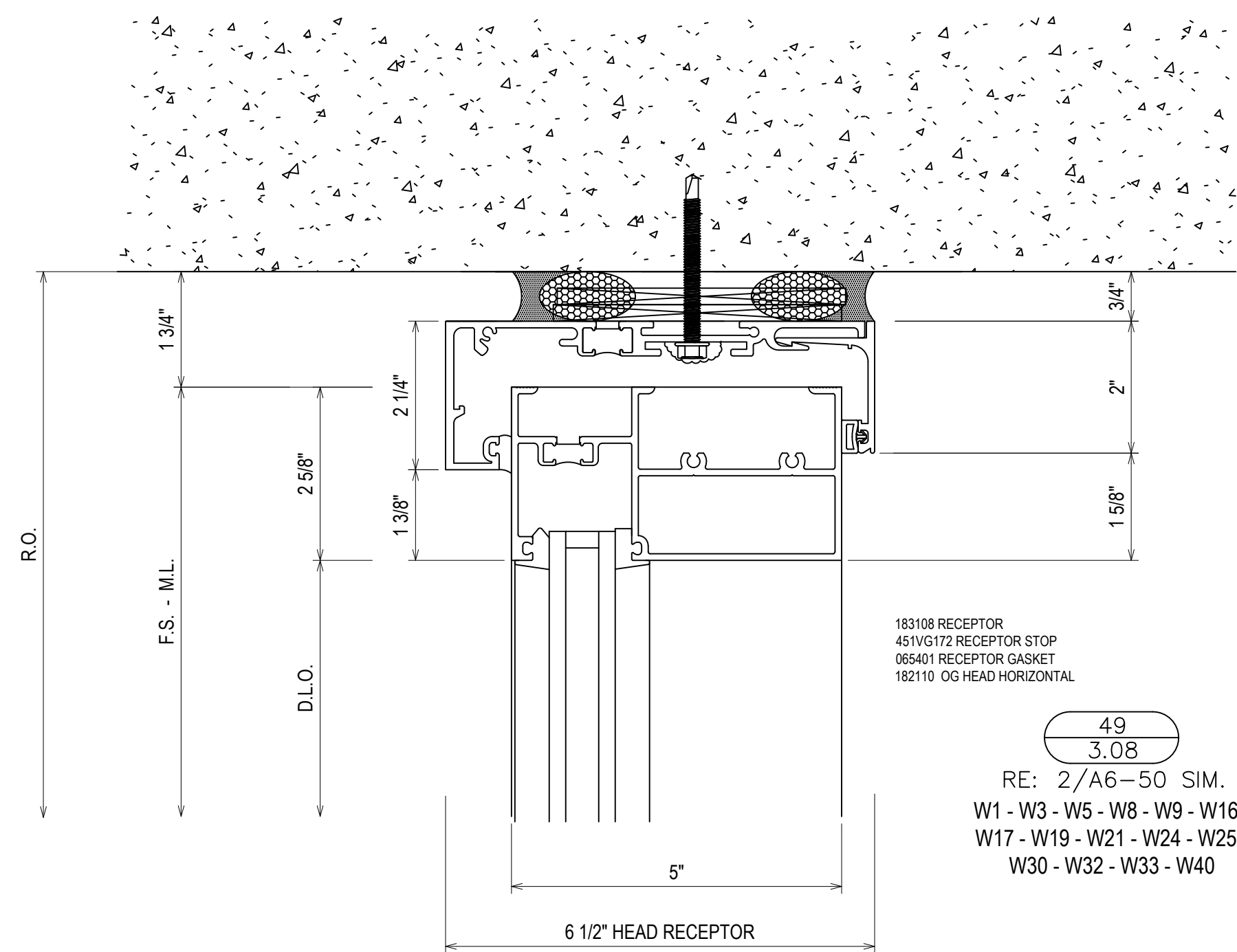
| REV. | DESCRIPTION | DATE |
|------|--------------|----------|
| A | 1ST REVISION | 10/27/18 |
| B | 2ND REVISION | 12/12/18 |

CAMPERDOWN APARTMENTS
GREENVILLE, SC 29602

GRAHAM-HODGE ASSOCIATES INC.

| DRAWN BY | DATE |
|-----------------|----------|
| CW | 09.24.18 |
| APPROVED BY | DATE |
| PA | 09.24.18 |
| SCALE: AS NOTED | |
| FILE NO. | |

3.07



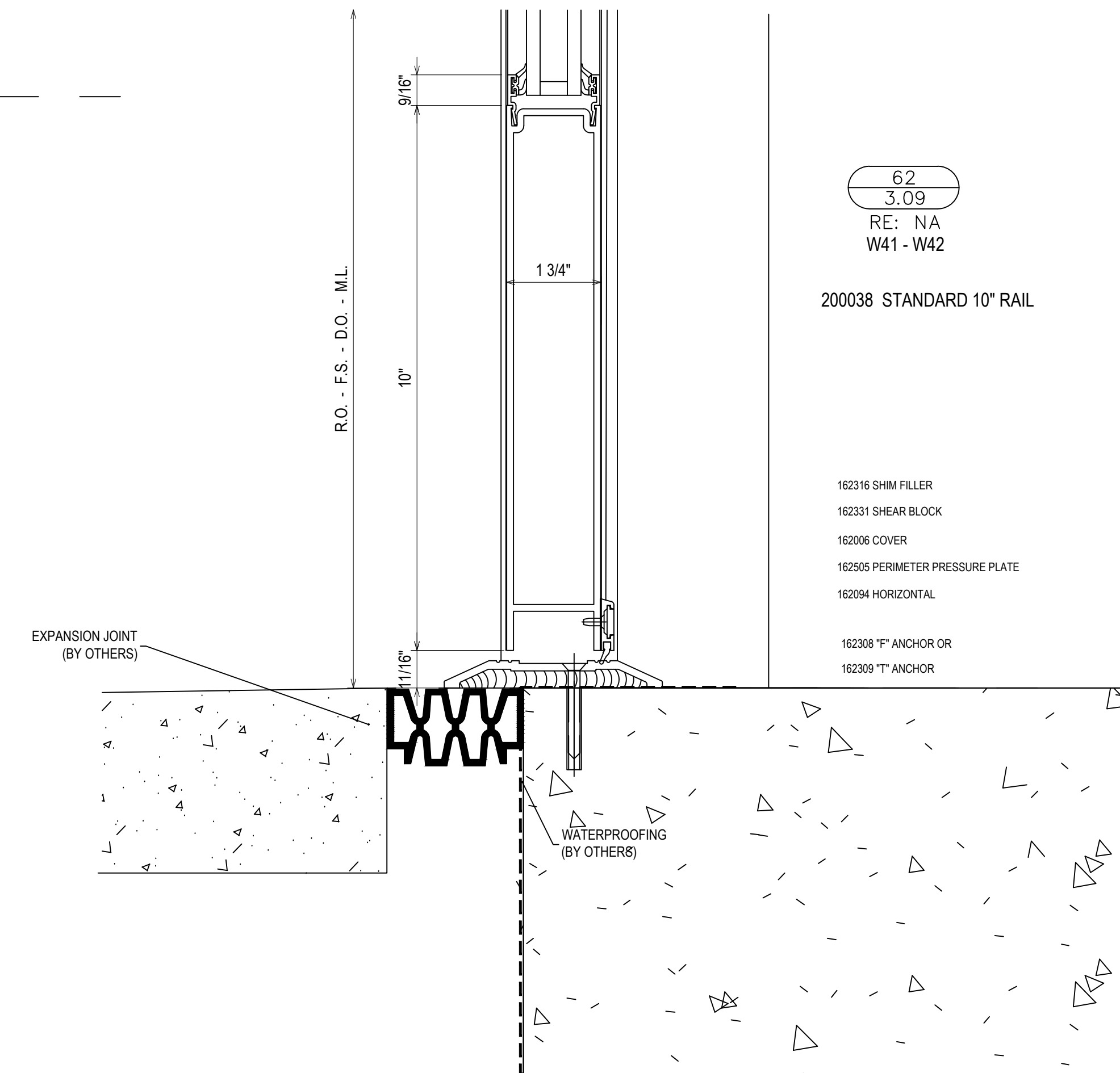
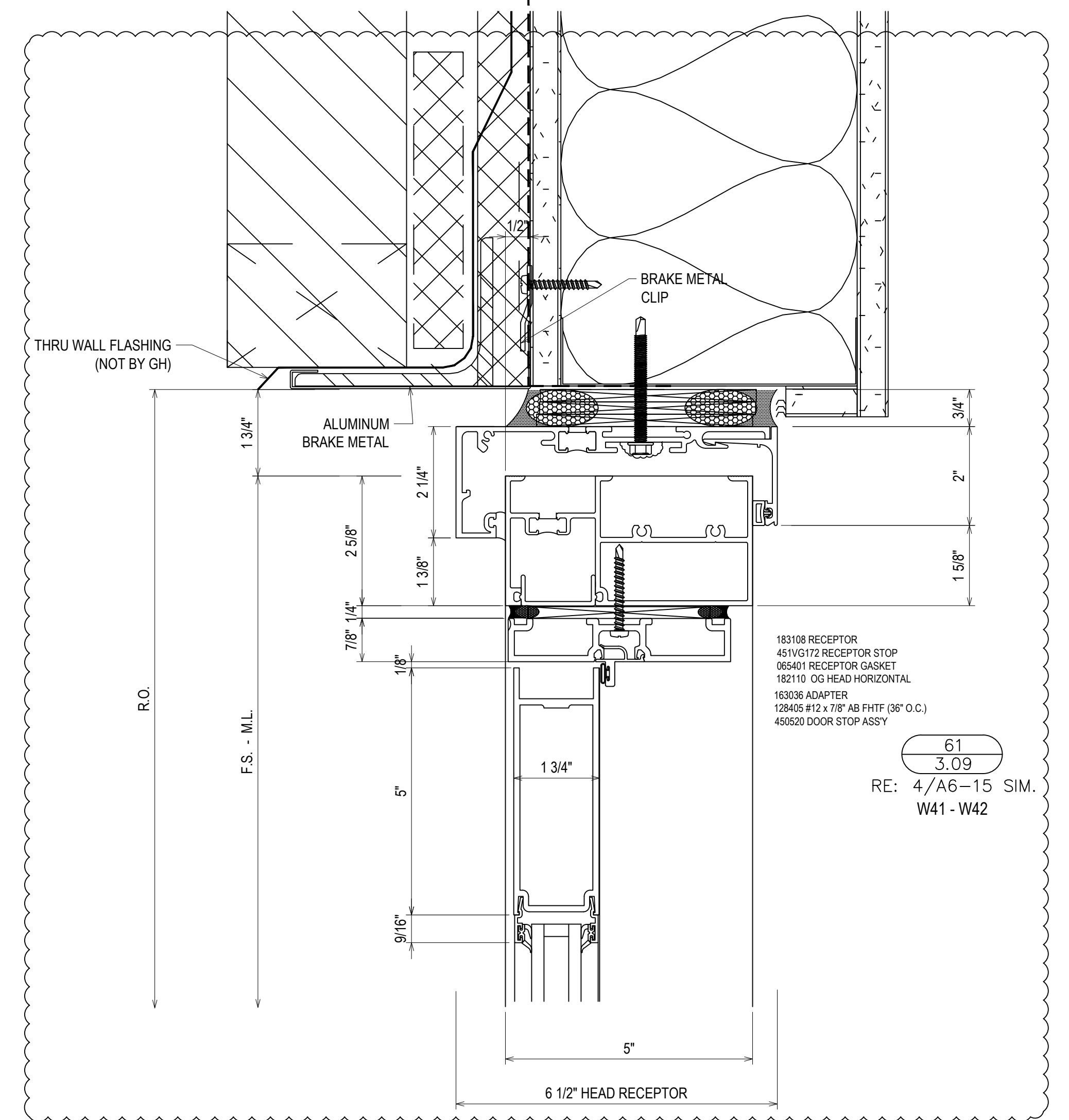
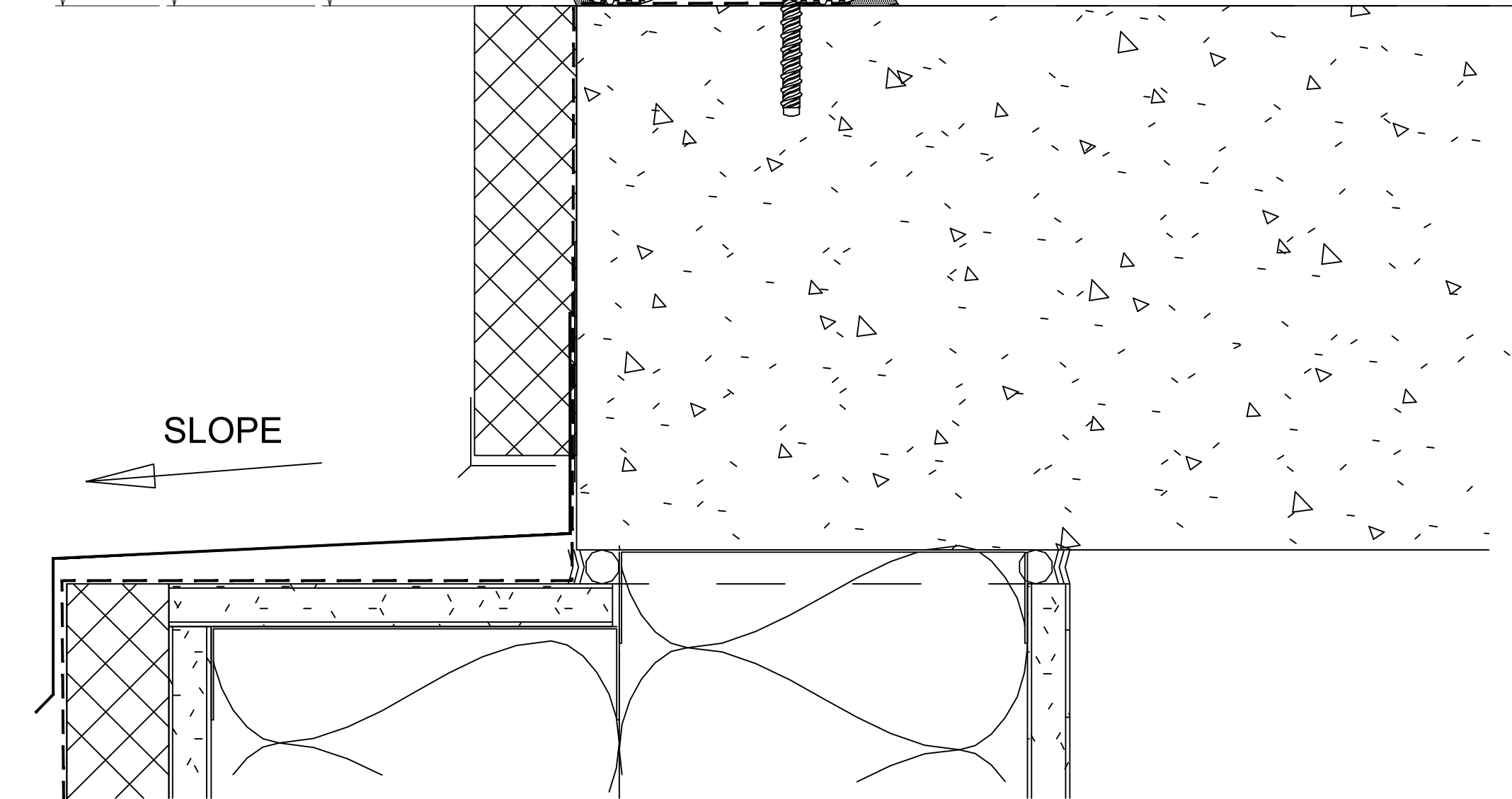
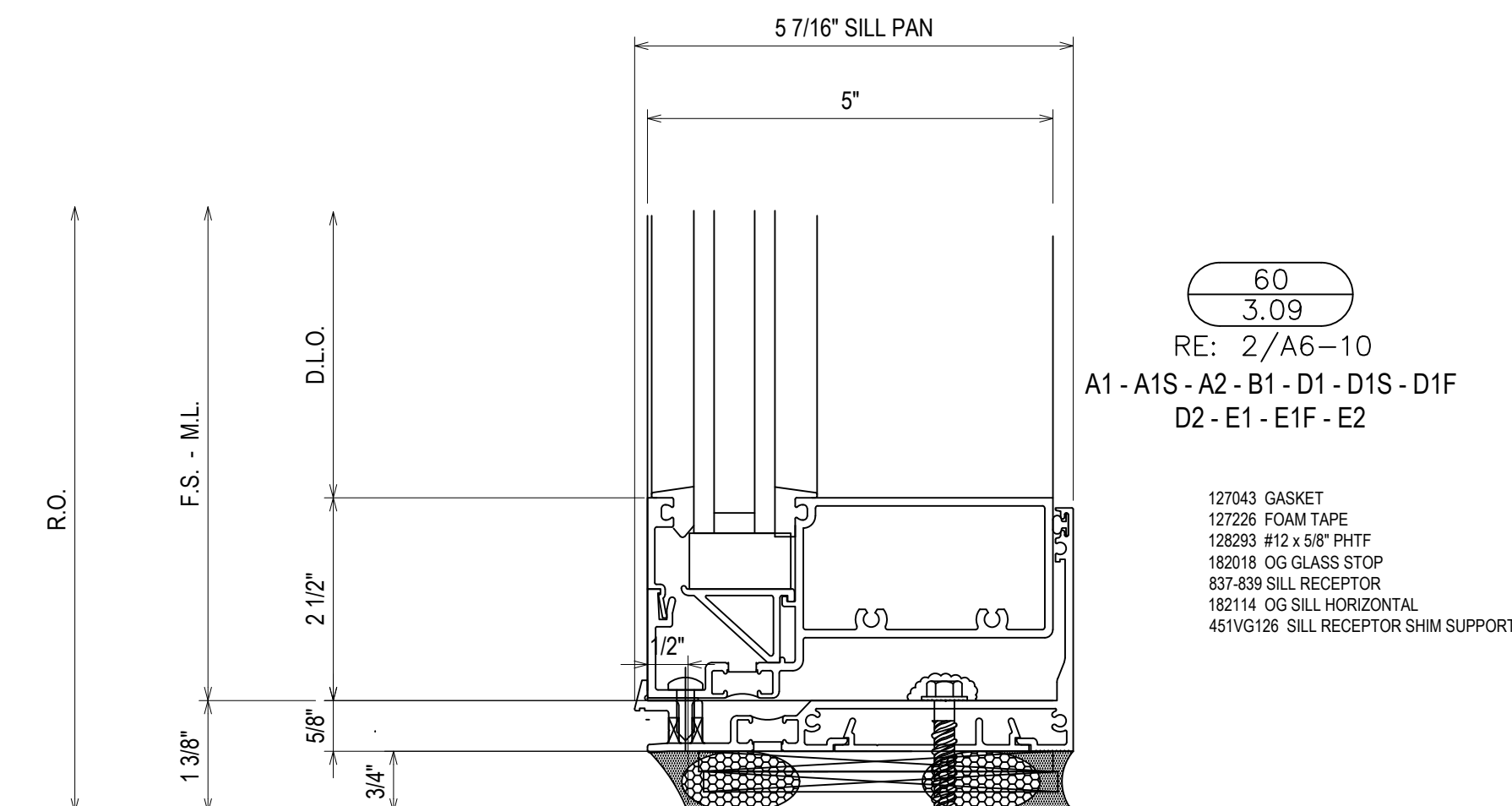
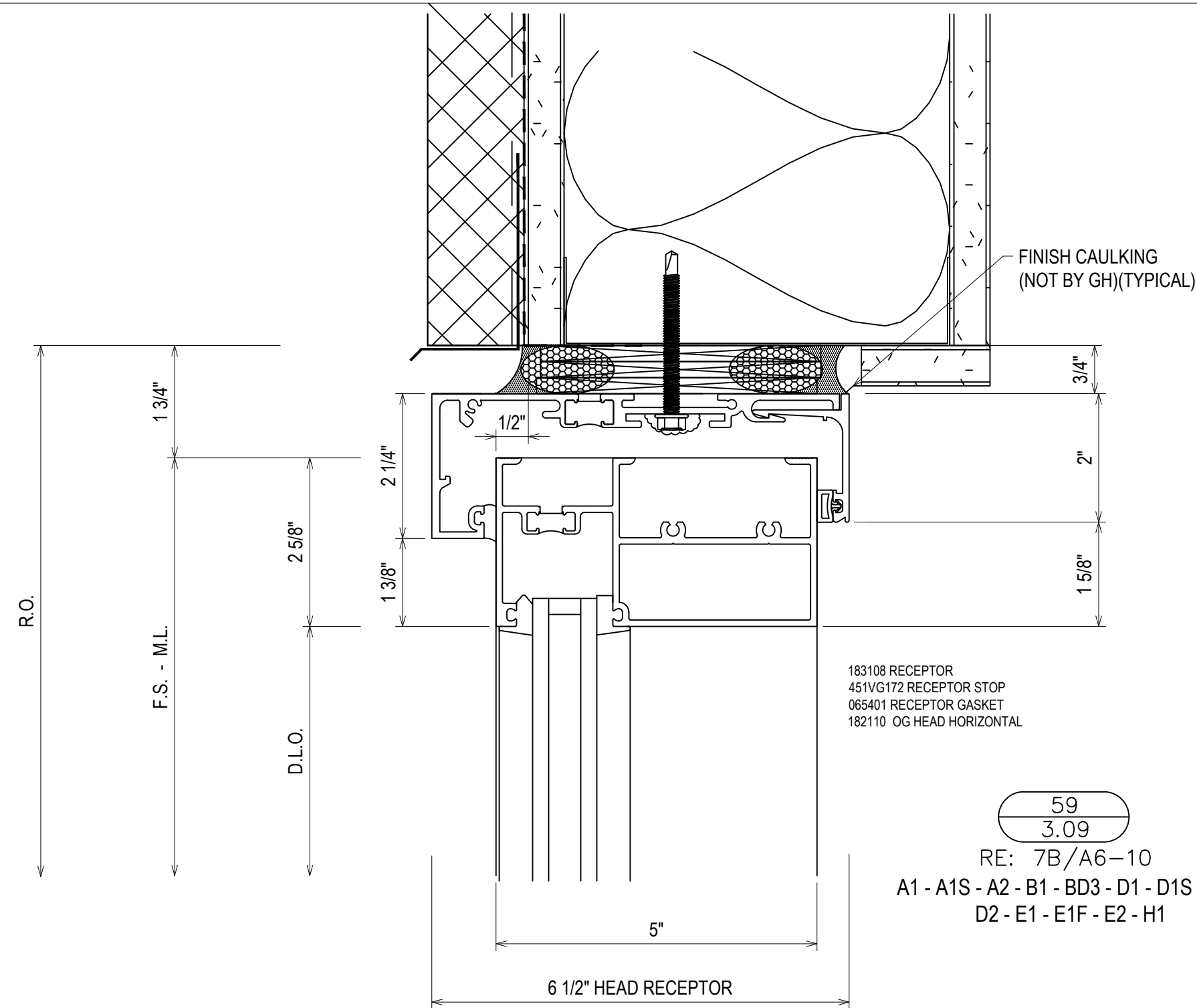
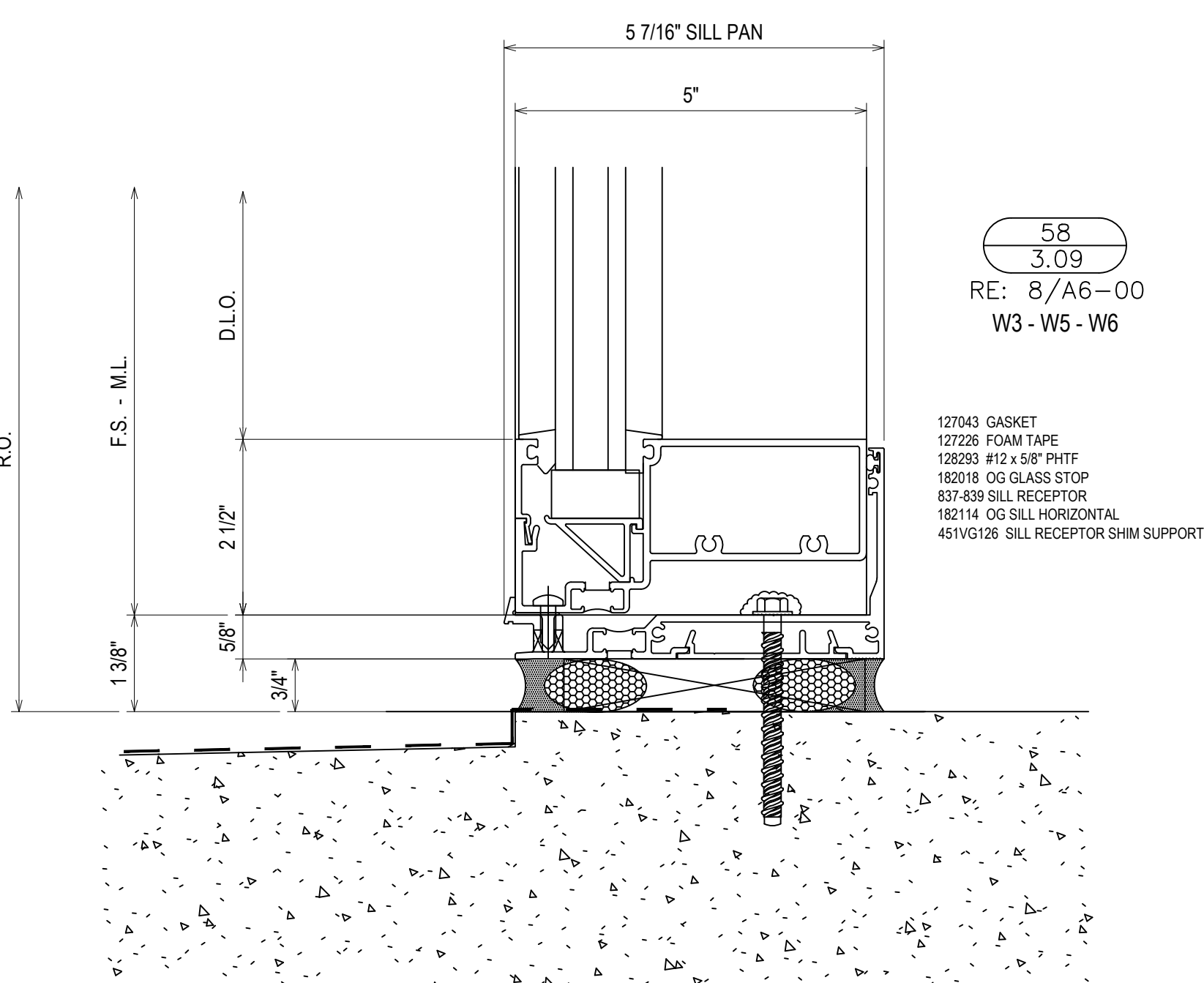
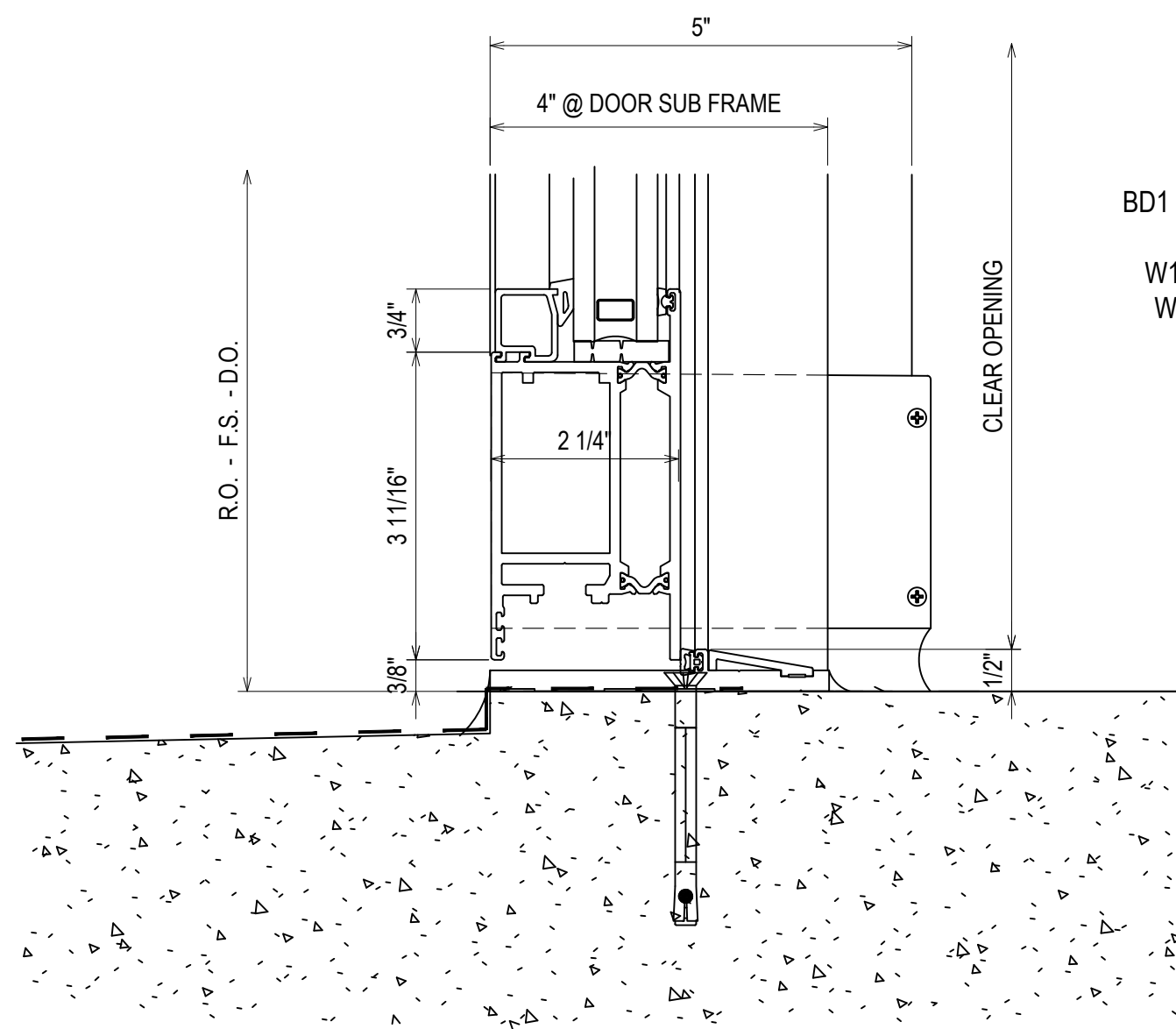
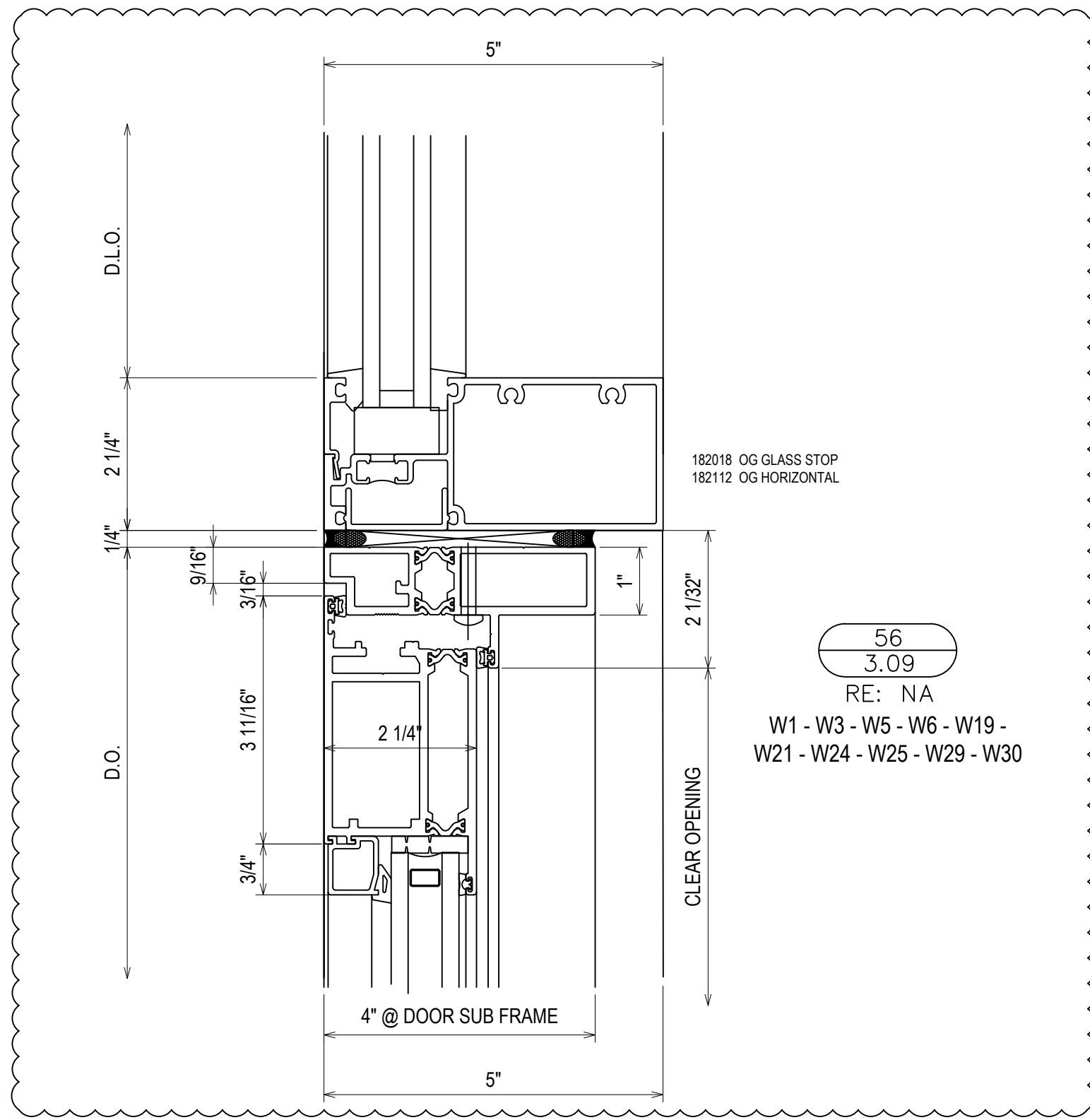
| | |
|-------------|------------------------------|
| DATE | 10/20/18 |
| DESCRIPTION | 1ST REVISION 2ND REVISION |
| REV. | A B |

CAMPERDOWN APARTMENTS
GREENVILLE, SC 29602



| | |
|-------------|----------|
| DRAWN BY | DATE |
| CW | 09.24.18 |
| APPROVED BY | DATE |
| PA | 09.24.18 |
| SCALE | AS NOTED |
| FILE NO. | |

3.08



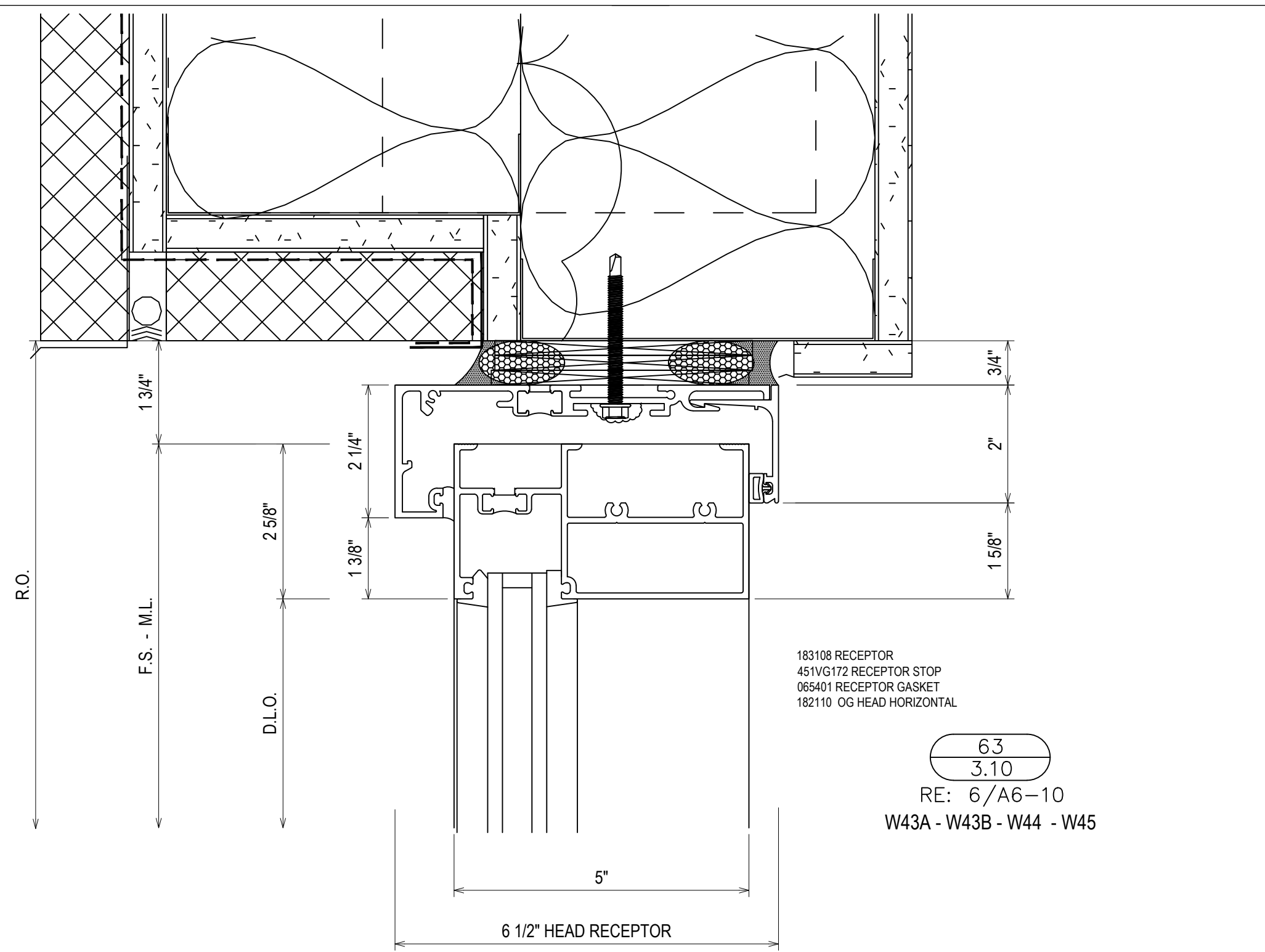
| | |
|-------------|--------------|
| DATE | 10/20/18 |
| DESCRIPTION | 1ST REVISION |
| REV. | A |

CAMPERDOWN APARTMENTS
GREENVILLE, SC 29602

GRAHAM-HODGE
ASSOCIATES INC.

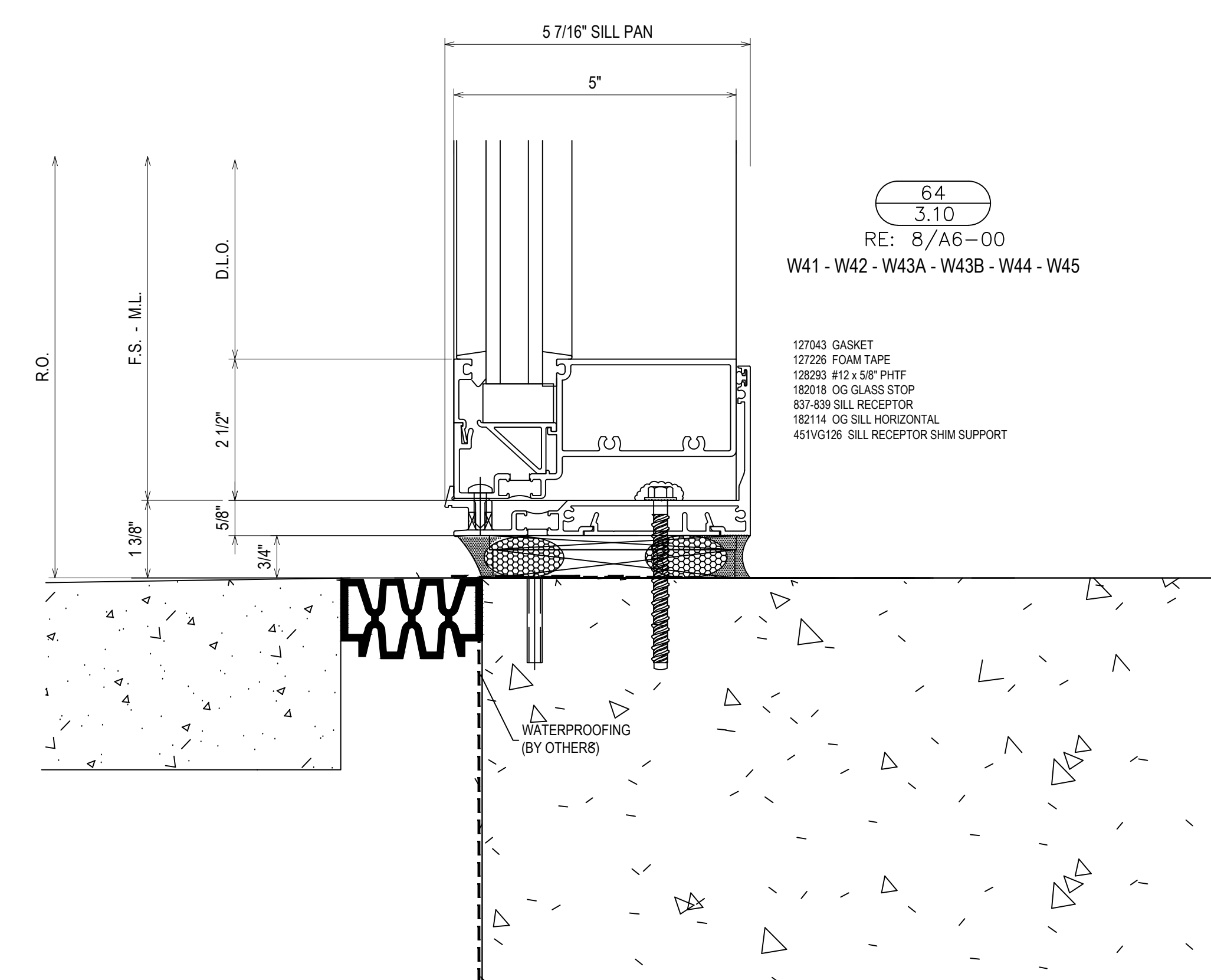
| | | | |
|-------------|----------|------|----------|
| DRAWN BY | CW | DATE | 09.24.18 |
| APPROVED BY | PA | DATE | 09.24.18 |
| SCALE | AS NOTED | | |
| FILE NO. | | | |

3.09



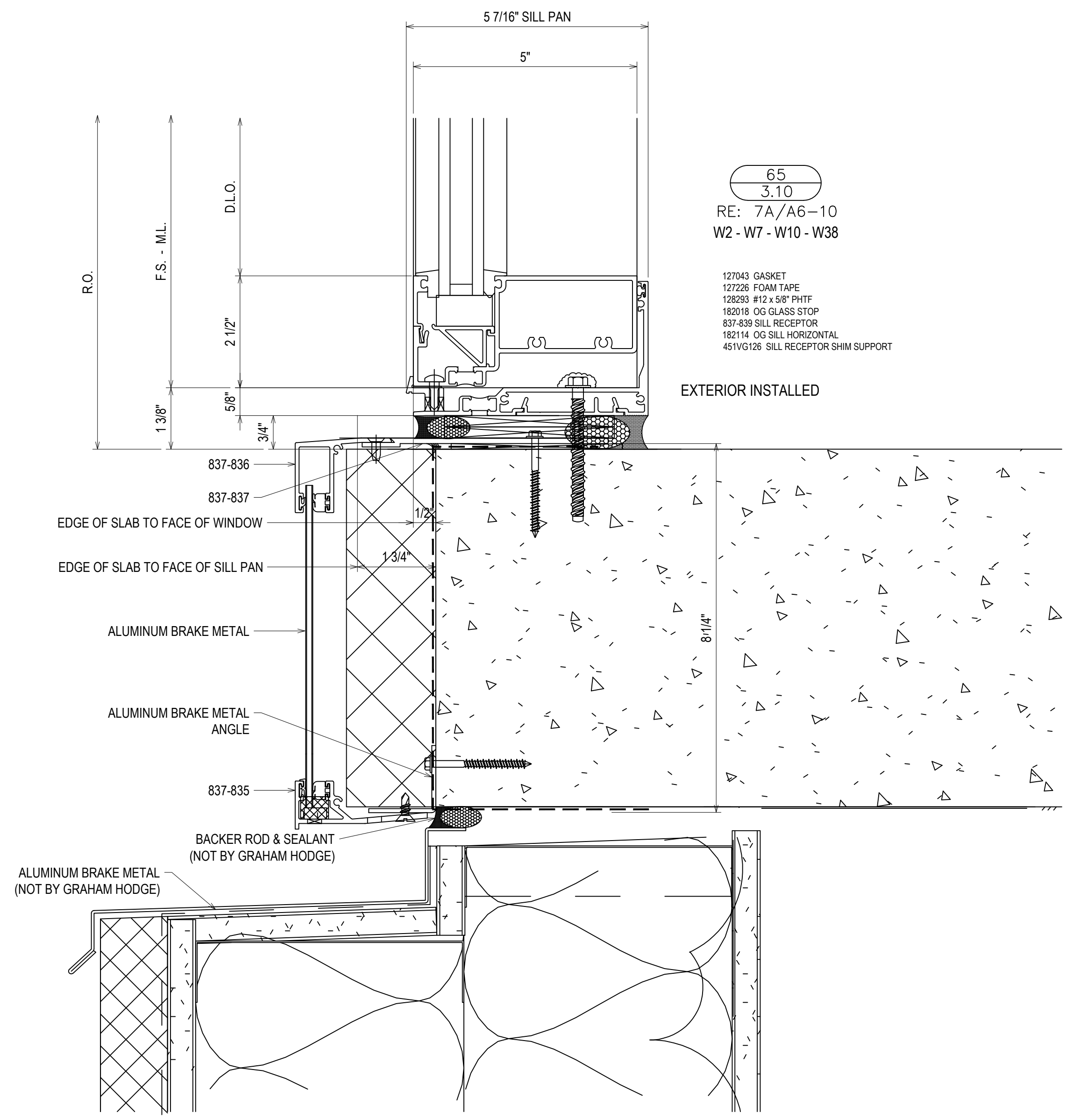
183108 RECEPTOR
 451VG172 RECEPTOR STOP
 065401 RECEPTOR GASKET
 182110 OG HEAD HORIZONTAL

63
 3.10
 RE: 6/A6-10
 W43A - W43B - W44 - W45



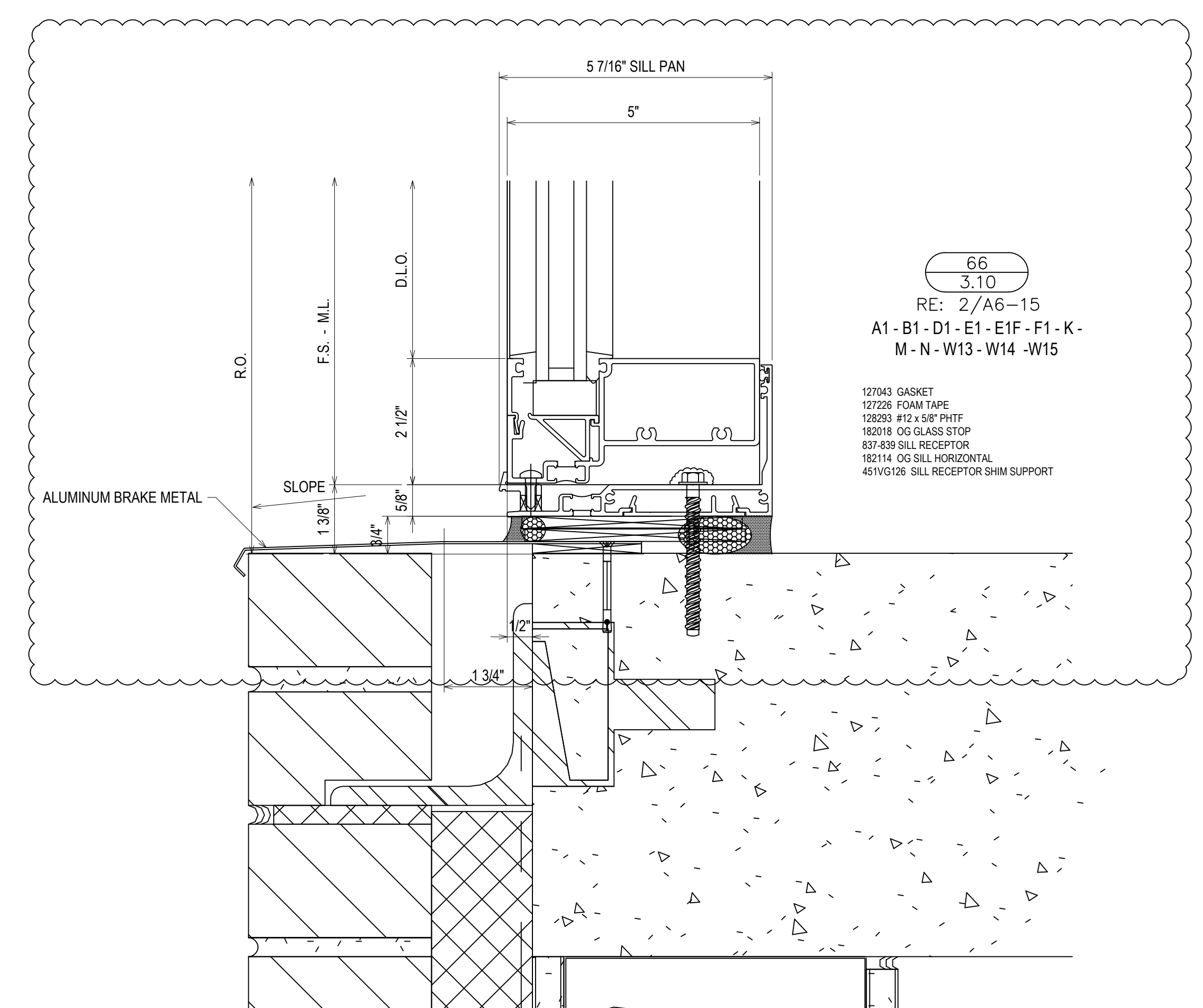
127043 GASKET
 127226 FOAM TAPE
 128293 #12 x 5/8" PHTF
 182018 OG GLASS STOP
 837-839 SILL RECEPTOR
 182114 OG SILL HORIZONTAL
 451VG126 SILL RECEPTOR SHIM SUPPORT

64
 3.10
 RE: 8/A6-00
 W41 - W42 - W43A - W43B - W44 - W45



65
 3.10
 RE: 7A/A6-10
 W2 - W7 - W10 - W38

127043 GASKET
 127226 FOAM TAPE
 128293 #12 x 5/8" PHTF
 182018 OG GLASS STOP
 837-839 SILL RECEPTOR
 182114 OG SILL HORIZONTAL
 451VG126 SILL RECEPTOR SHIM SUPPORT



66
 3.10
 RE: 2/A6-15
 A1 - B1 - D1 - E1 - E1F - F1 - K -
 M - N - W13 - W14 - W15

127043 GASKET
 127226 FOAM TAPE
 128293 #12 x 5/8" PHTF
 182018 OG GLASS STOP
 837-839 SILL RECEPTOR
 182114 OG SILL HORIZONTAL
 451VG126 SILL RECEPTOR SHIM SUPPORT

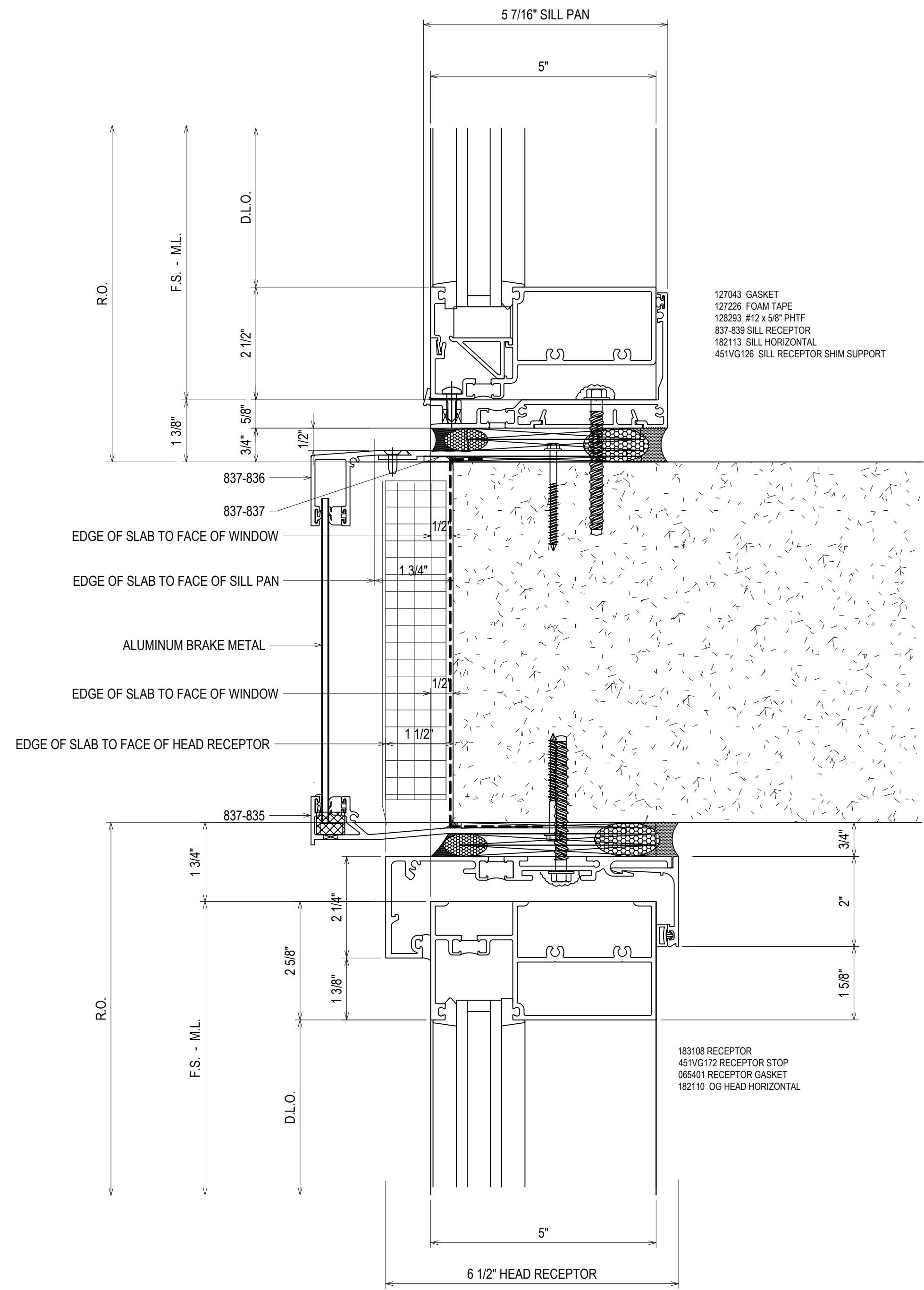
| | |
|-------------|--------------|
| DATE | 10/20/18 |
| DESCRIPTION | 1ST REVISION |
| REV. | A |

CAMPERDOWN APARTMENTS
 GREENVILLE, SC 29602

GRAHAM-HODGE
 ASSOCIATES INC.

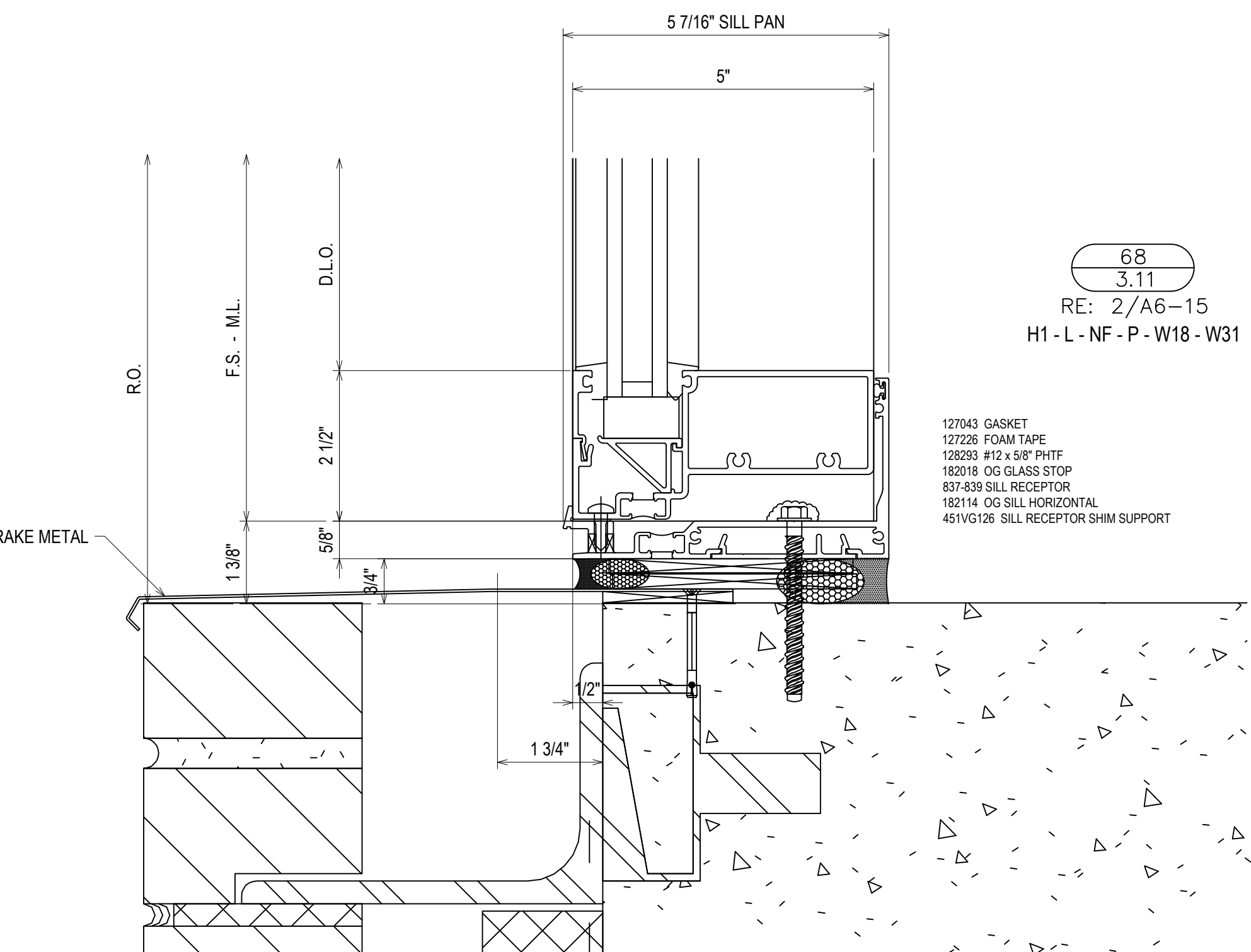
| | |
|-------------|----------|
| DRAWN BY | DATE |
| CW | 09.24.18 |
| APPROVED BY | SHEET |
| PA | 09.24.18 |
| SCALE | FILE NO. |
| AS NOTED | |

3.10



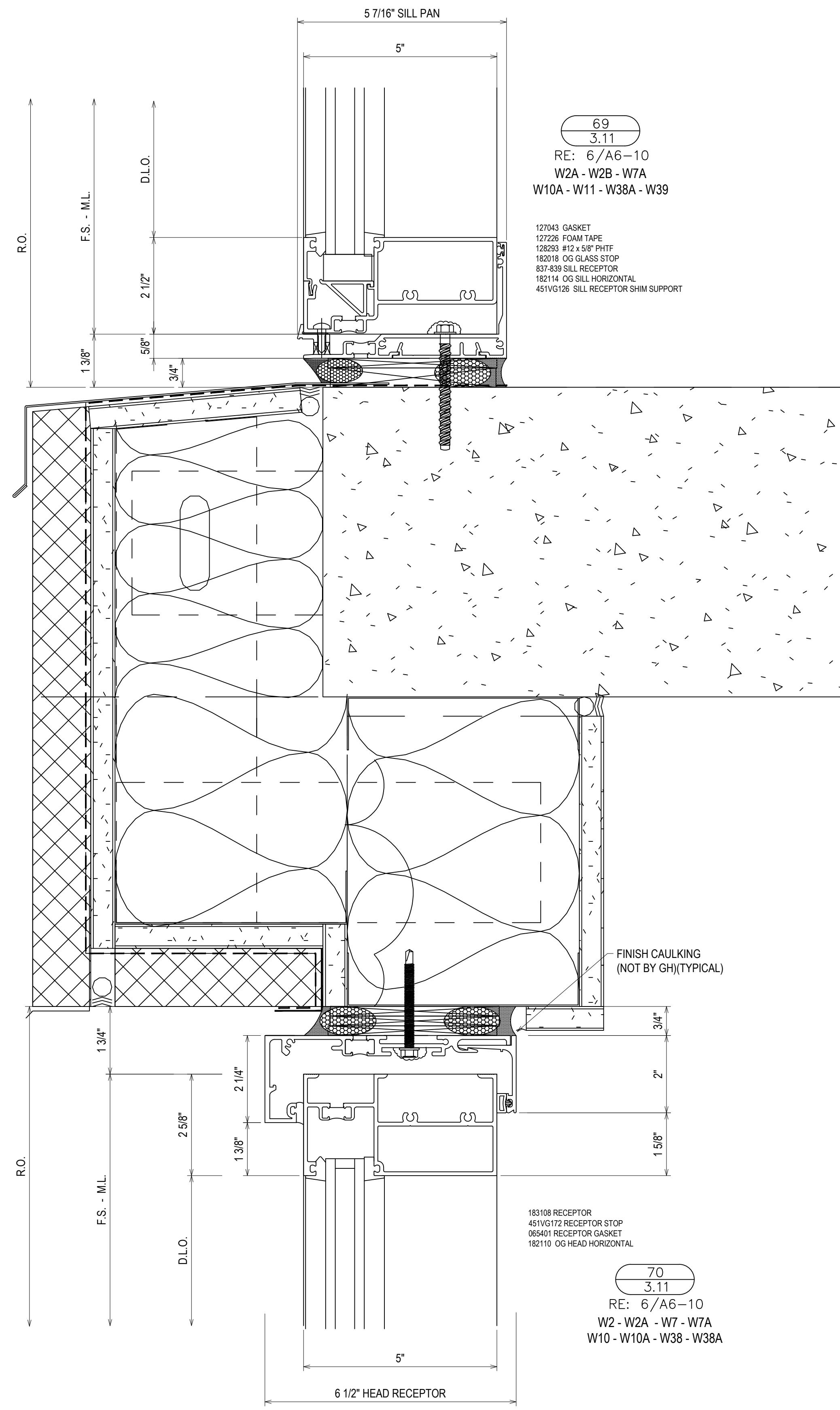
127043 GASKET
127226 FOAM TAPE
128293 #12 x 5/8" PHTF
837-839 SILL RECEPTOR
182113 SILL HORIZONTAL
451VG126 SILL RECEPTOR SHIM SUPPORT

67
3.11
RE: 13/A6-00
A1A - B1A - D1A - E1A - E1AF - K -
L - M - N - NF - H1A - P
W4 - W4A - W5 - DIAF



127043 GASKET
127226 FOAM TAPE
128293 #12 x 5/8" PHTF
182018 OG GLASS STOP
837-839 SILL RECEPTOR
182114 OG SILL HORIZONTAL
451VG126 SILL RECEPTOR SHIM SUPPORT

68
3.11
RE: 2/A6-15
H1 - L - NF - P - W18 - W31



69
3.11
RE: 6/A6-10
W2A - W2B - W7A
W10A - W11 - W38A - W39

127043 GASKET
127226 FOAM TAPE
128293 #12 x 5/8" PHTF
182018 OG GLASS STOP
837-839 SILL RECEPTOR
182114 OG SILL HORIZONTAL
451VG126 SILL RECEPTOR SHIM SUPPORT

183108 RECEPTOR
451VG172 RECEPTOR STOP
065401 RECEPTOR GASKET
182110 OG HEAD HORIZONTAL

70
3.11
RE: 6/A6-10
W2 - W2A - W7 - W7A
W10 - W10A - W38 - W38A

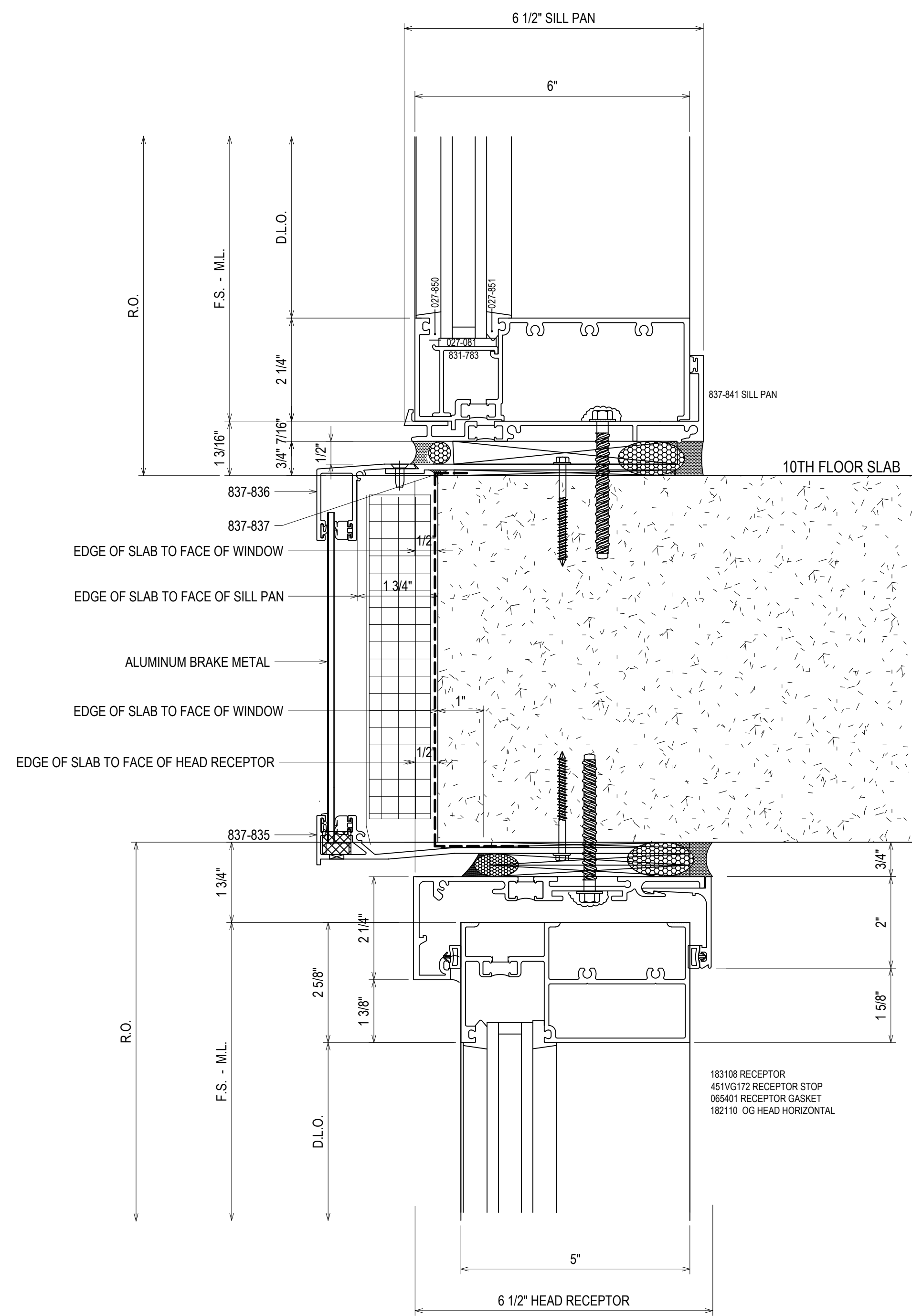
| | |
|-------------|--------------|
| DATE | 10/20/18 |
| DESCRIPTION | 1ST REVISION |
| REV | A |

CAMPERDOWN APARTMENTS
GREENVILLE, SC 29602

GRAHAM-HODGE
ASSOCIATES INC.

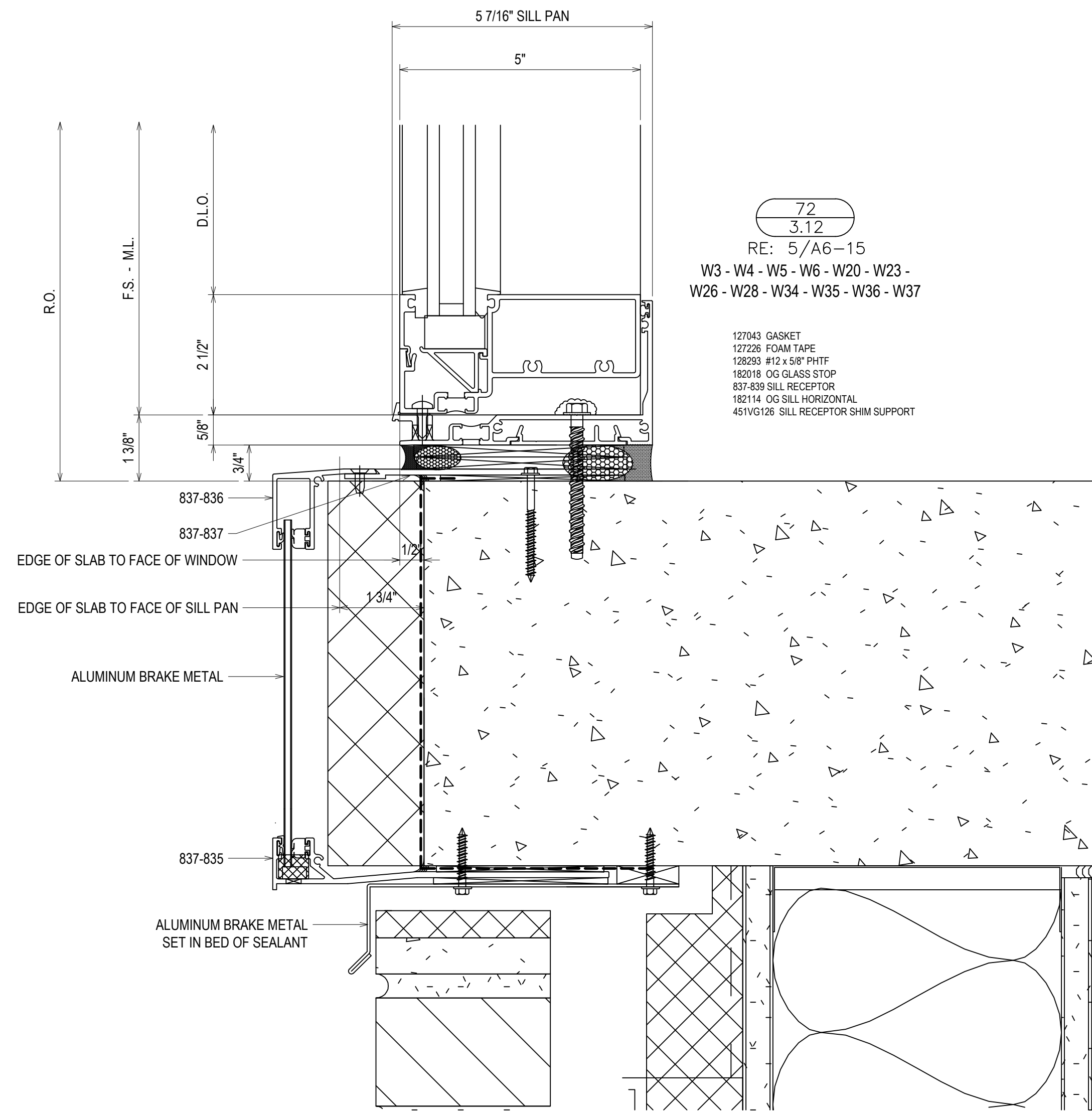
| | |
|-------------|----------|
| DRAWN BY | DATE |
| CW | 09.24.18 |
| APPROVED BY | DATE |
| PA | 09.24.18 |
| SCALE | AS NOTED |
| FILE NO | |

3.11



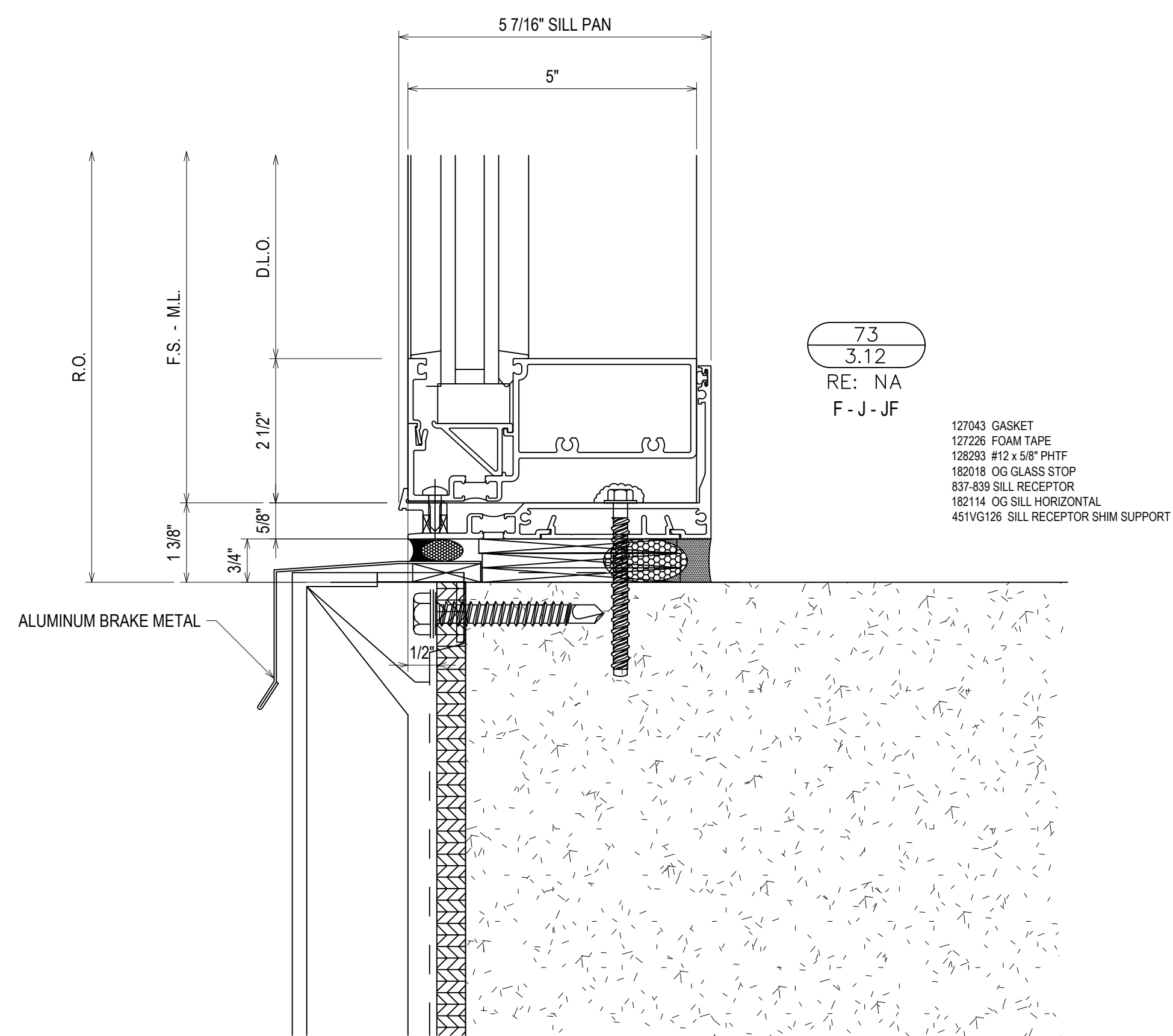
71
3.12
RE: 13/A6-00
C3 - C5 - C6 - C11 - C12 - C13 - C14 -
C15 - C18 - C20 - C23 - C26 - C28 - C31 -
C34 - C35 - C36 - C37 - C39
W3 - W5 - W6 - W11 - W12 - W13 - W14 -
W15 - W18 - W20 - W23 - W26 - W28 -
W31 - W34 - W35 - W36 - W37 - W39

183108 RECEPTOR
451V3172 RECEPTOR STOP
065401 RECEPTOR GASKET
182110 OG HEAD HORIZONTAL



72
3.12
RE: 5/A6-15
W3 - W4 - W5 - W6 - W20 - W23 -
W26 - W28 - W34 - W35 - W36 - W37

127043 GASKET
127226 FOAM TAPE
128253 #12 x 5/8" PHTF
182018 OG GLASS STOP
837-839 SILL RECEPTOR
182114 OG SILL HORIZONTAL
451V3126 SILL RECEPTOR SHIM SUPPORT



73
3.12
RE: NA
F - J - JF

127043 GASKET
127226 FOAM TAPE
128253 #12 x 5/8" PHTF
182018 OG GLASS STOP
837-839 SILL RECEPTOR
182114 OG SILL HORIZONTAL
451V3126 SILL RECEPTOR SHIM SUPPORT

| | |
|-------------|--------------|
| DATE | 10/29/18 |
| DESCRIPTION | 1ST REVISION |
| REV. | A |
| | B |

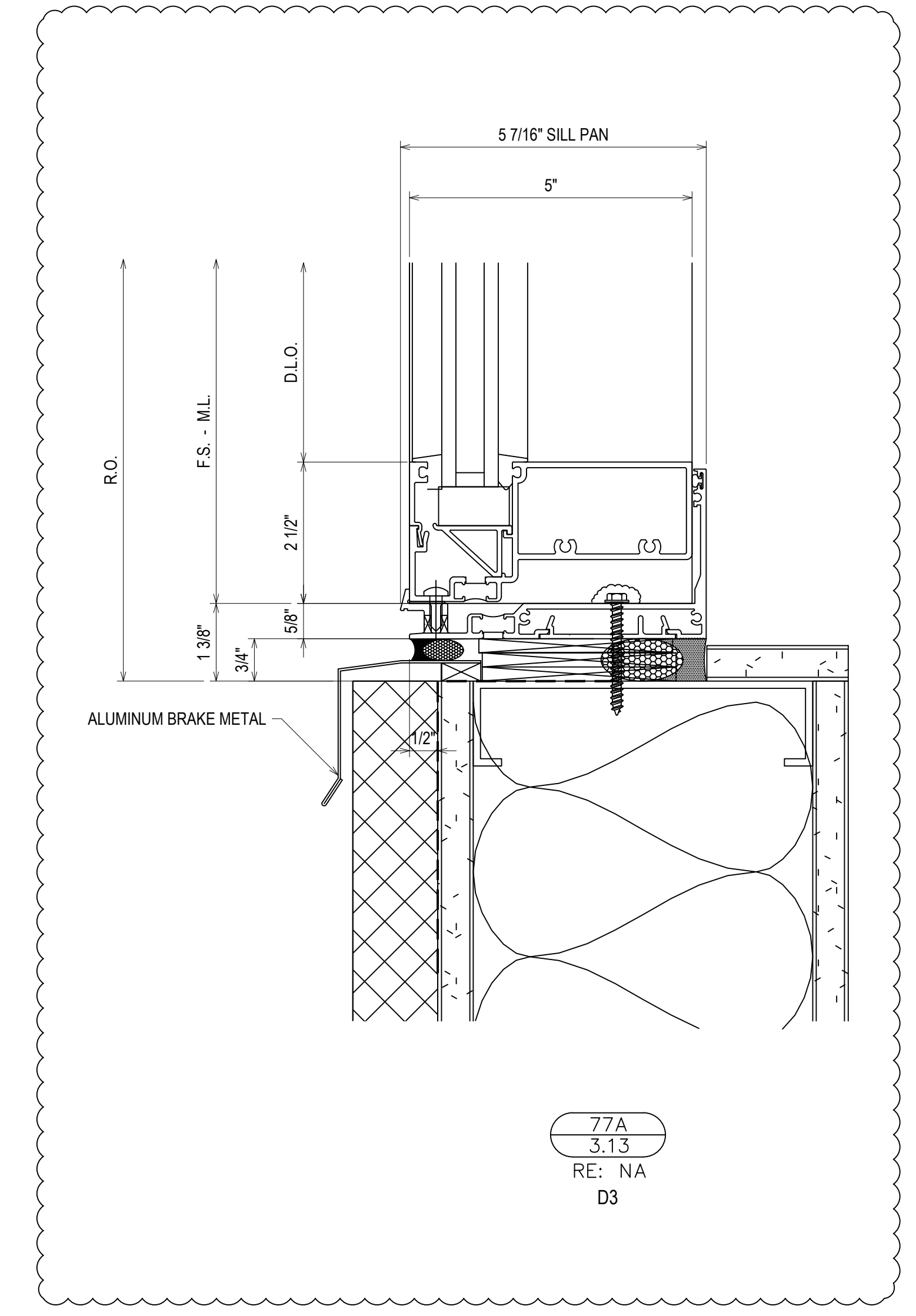
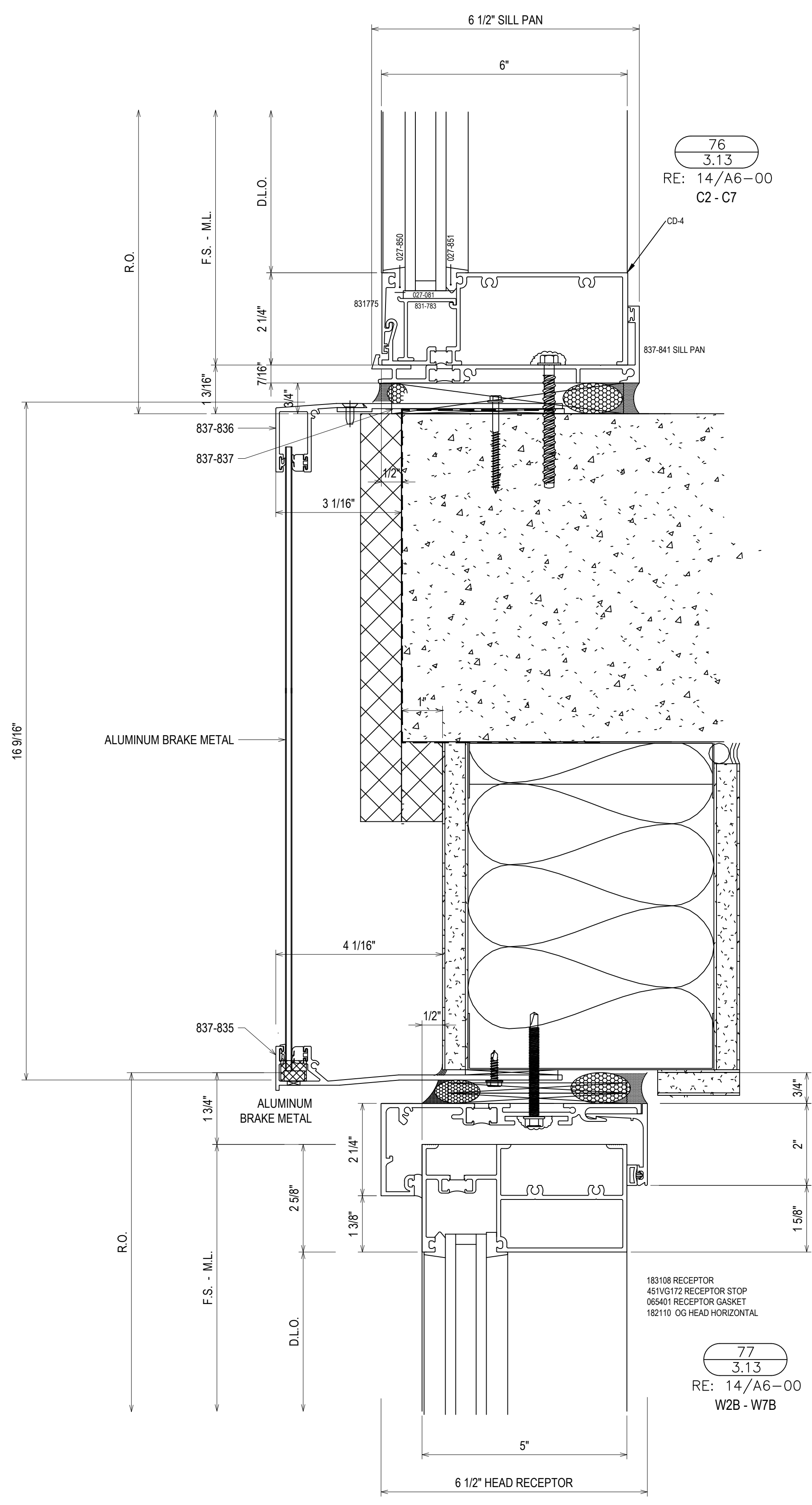
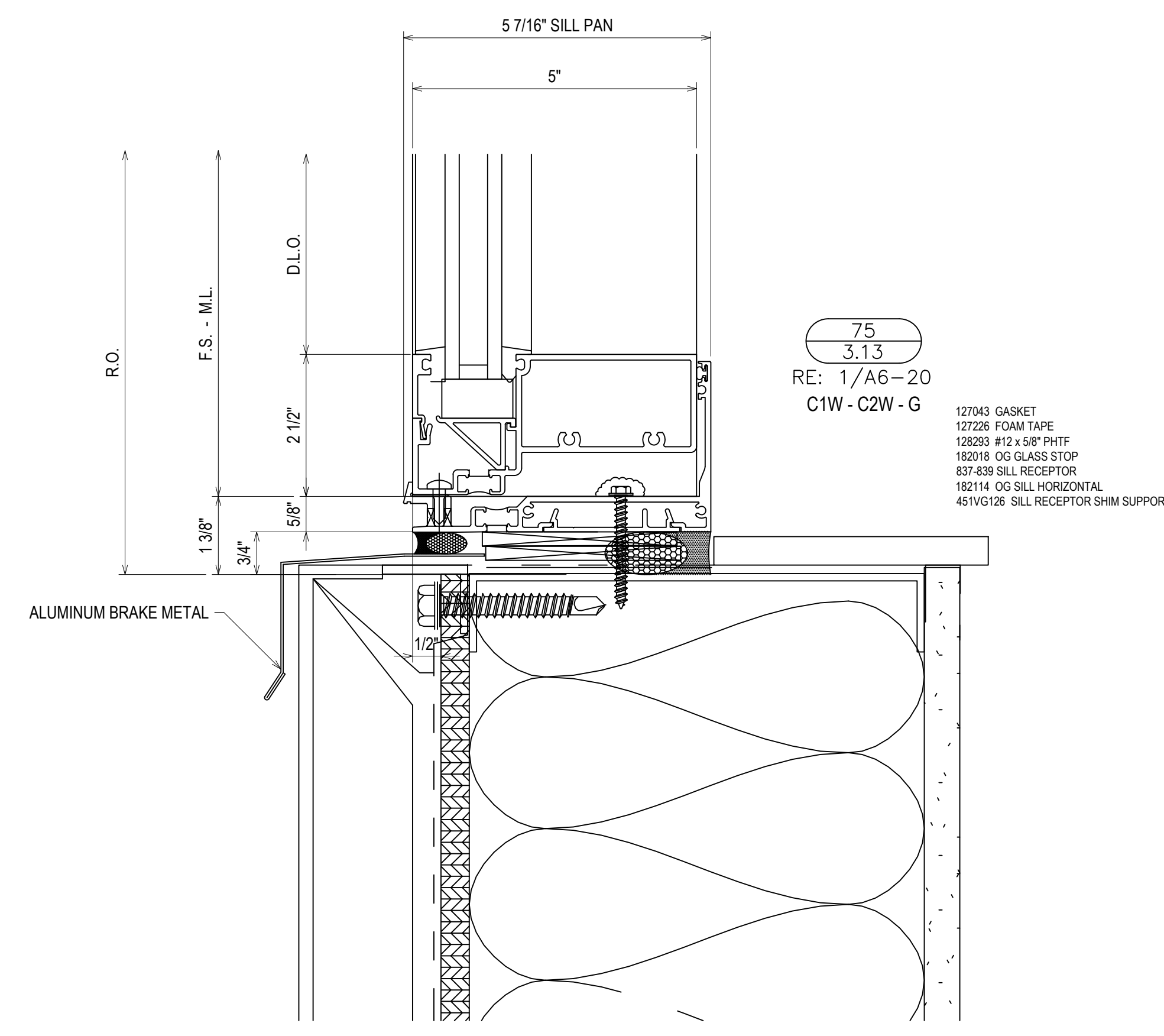
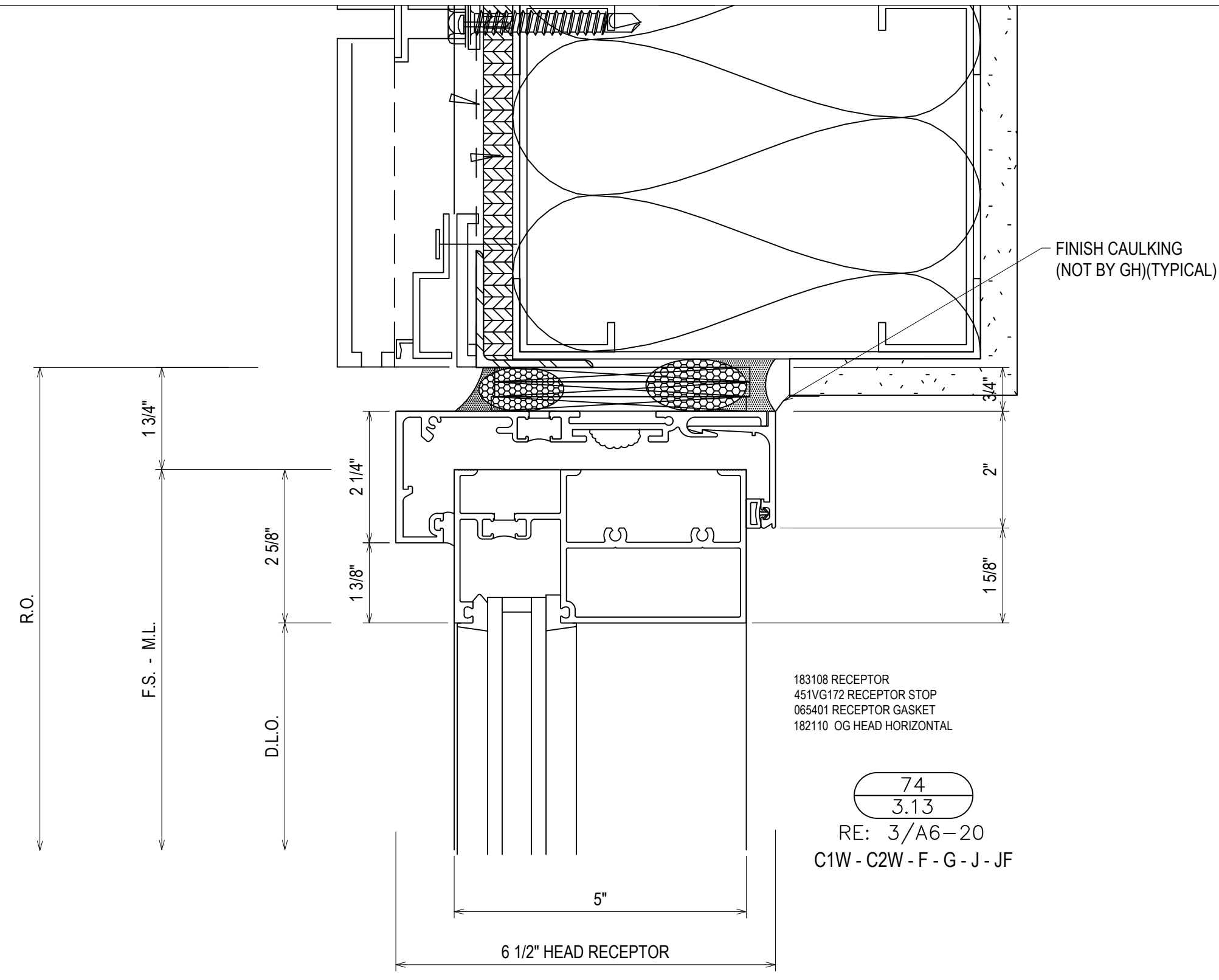
CAMPERDOWN APARTMENTS

GREENVILLE, SC 29602



| | |
|-------------|----------|
| DRAWN BY | DATE |
| CW | 09.24.18 |
| APPROVED BY | SHEET |
| PA | 09.24.18 |
| SCALE | FILE NO |
| AS NOTED | |

3.12



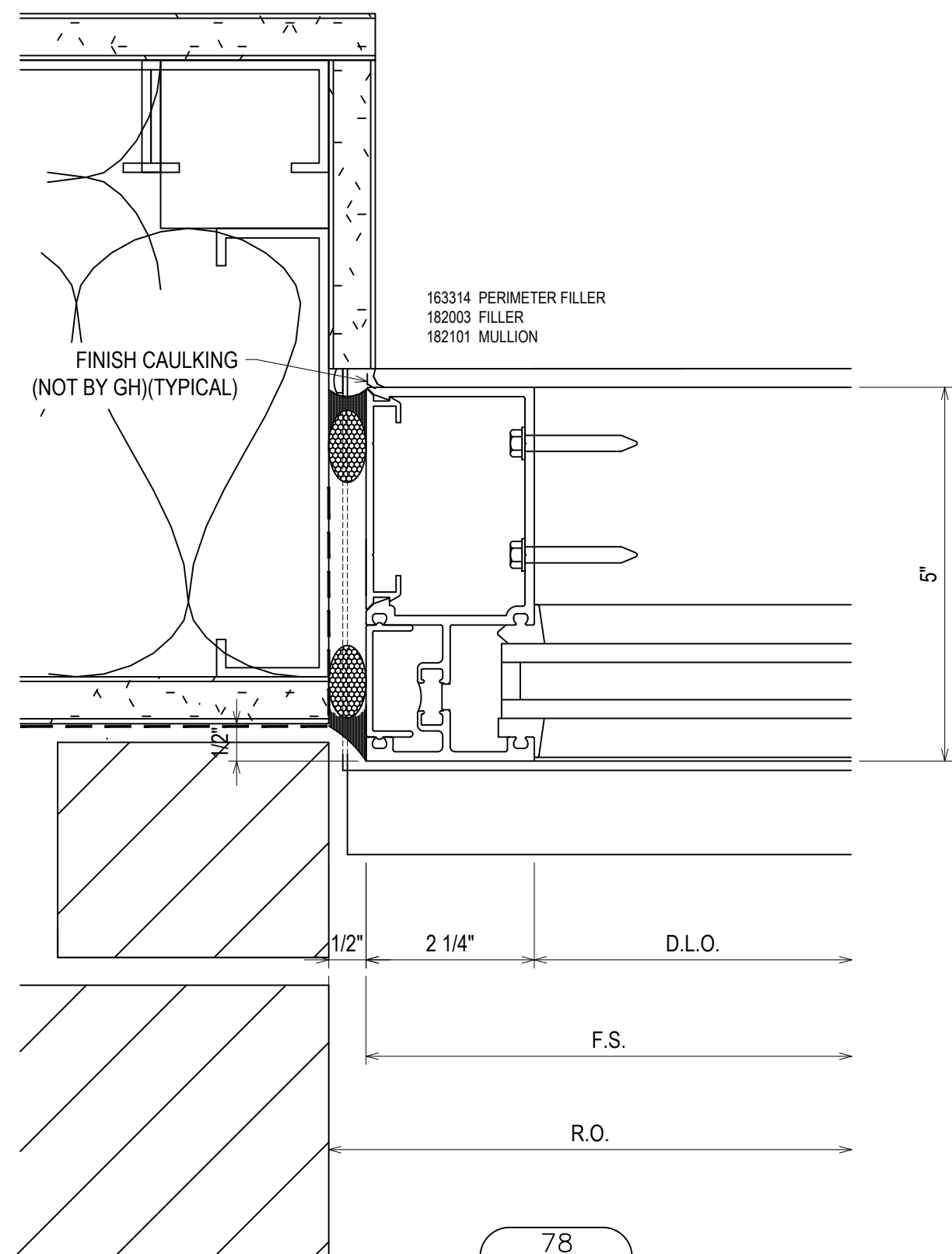
| REV. | DESCRIPTION | DATE |
|------|--------------|----------|
| A | 1ST REVISION | 10/29/18 |
| B | 2ND REVISION | 12/12/18 |

CAMPERDOWN APARTMENTS
GREENVILLE, SC 29602

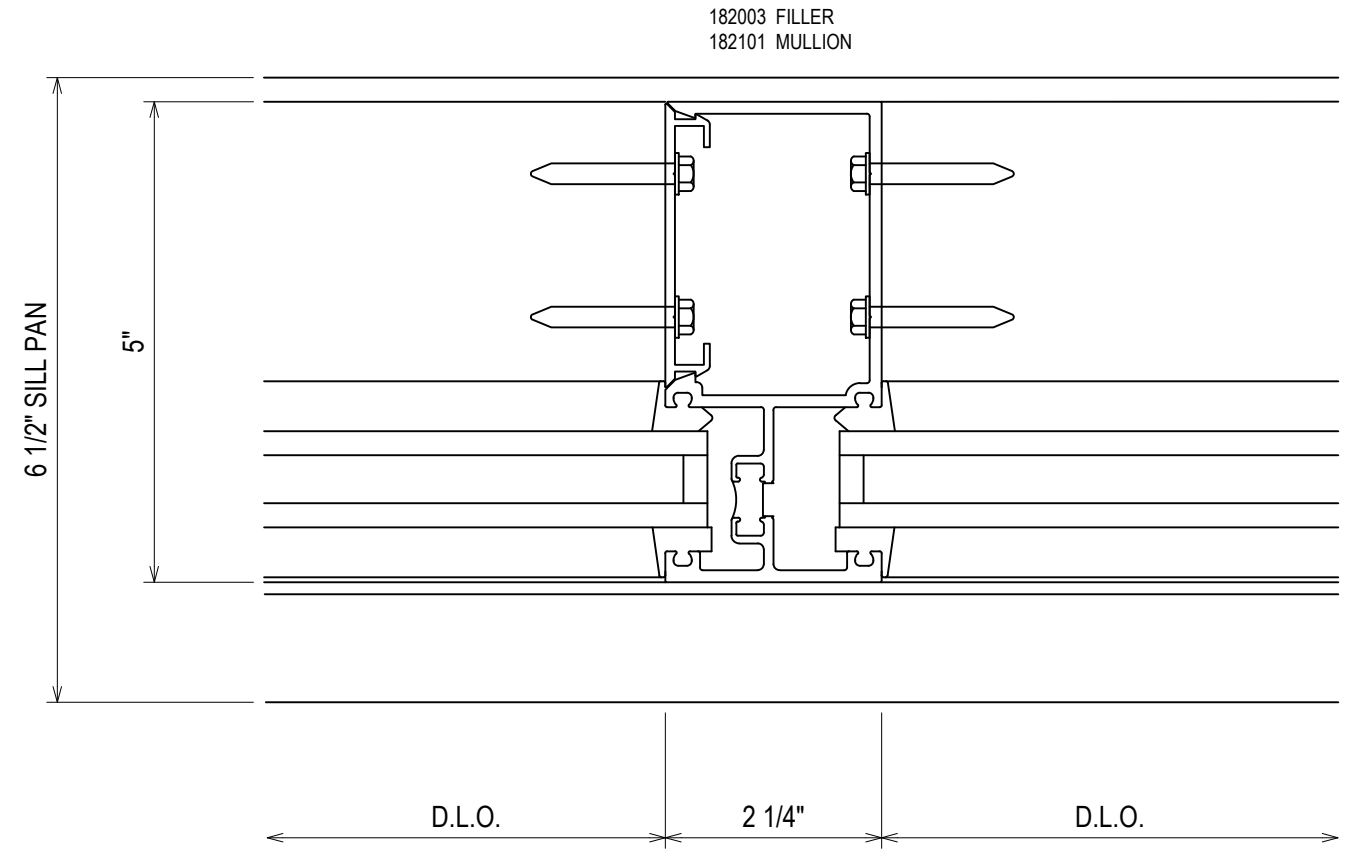
GRAHAM-HODGE
ASSOCIATES INC.

| DRAWN BY | DATE |
|-------------|----------|
| CW | 09.24.18 |
| APPROVED BY | DATE |
| PA | 09.24.18 |
| SCALE | FILE NO |
| AS NOTED | |

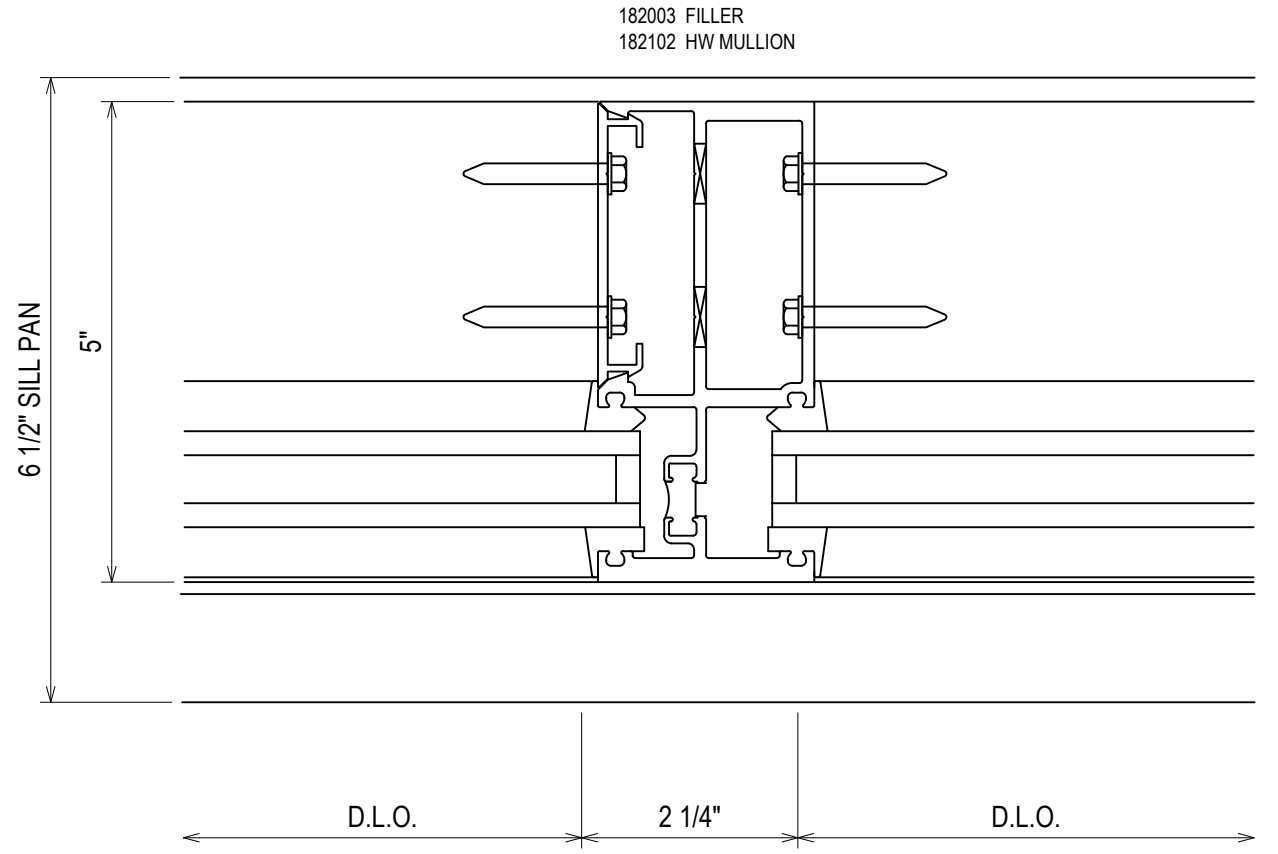
3.13



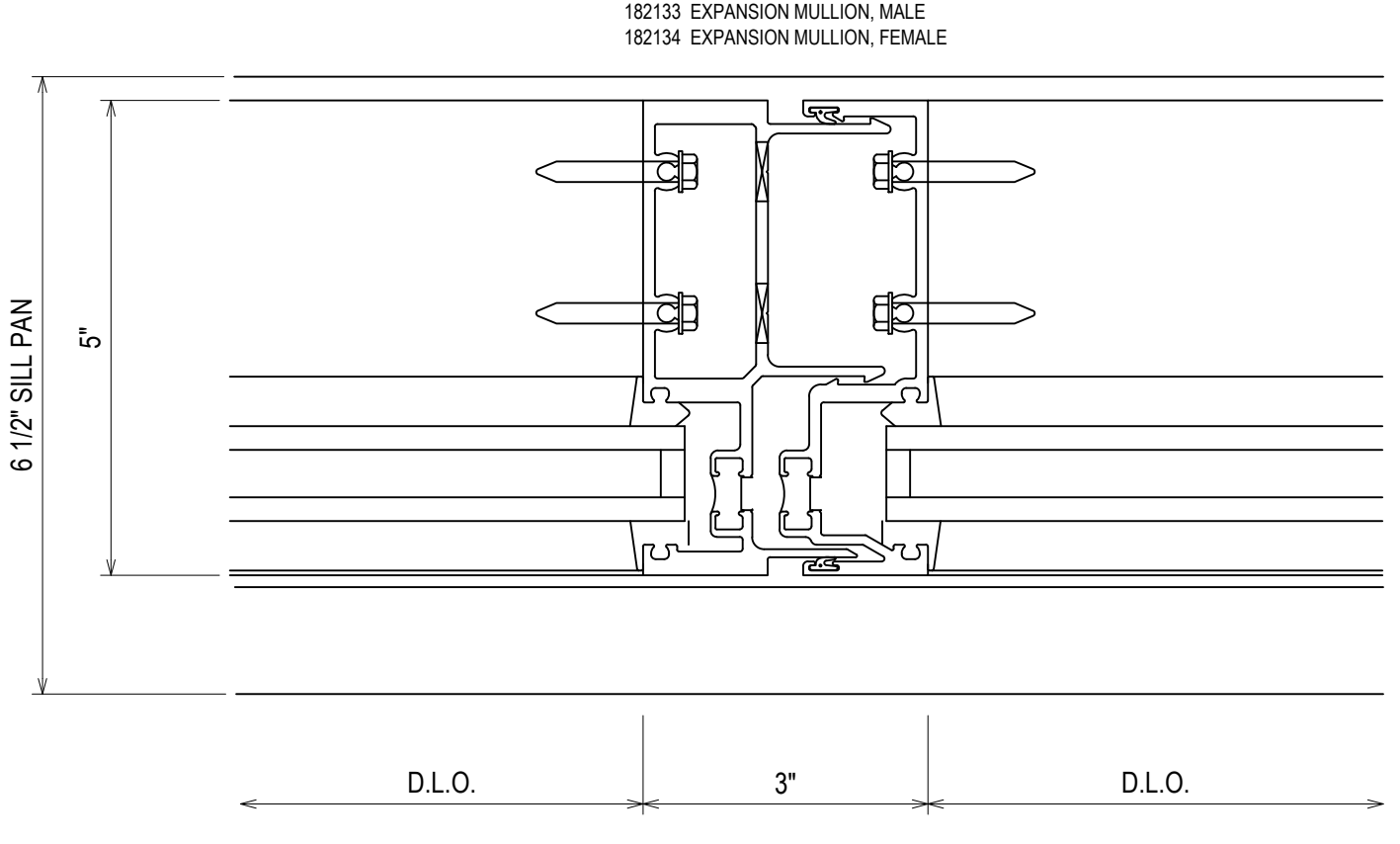
78
3.14
RE: 7/A6-15
A1 - A1A - B1 - B1A - BD1 - BD2
OPP. - BD4 OPP. - E1 - E1F -
E1A - E1AF - E1S - D1 - D1A - F1
- H1 - H1A - K - L - M - N
NF - P - W1 - W4 - W4A - W9 -
W38 - W38A - W42 - W43A -
W43B - W44 - W45



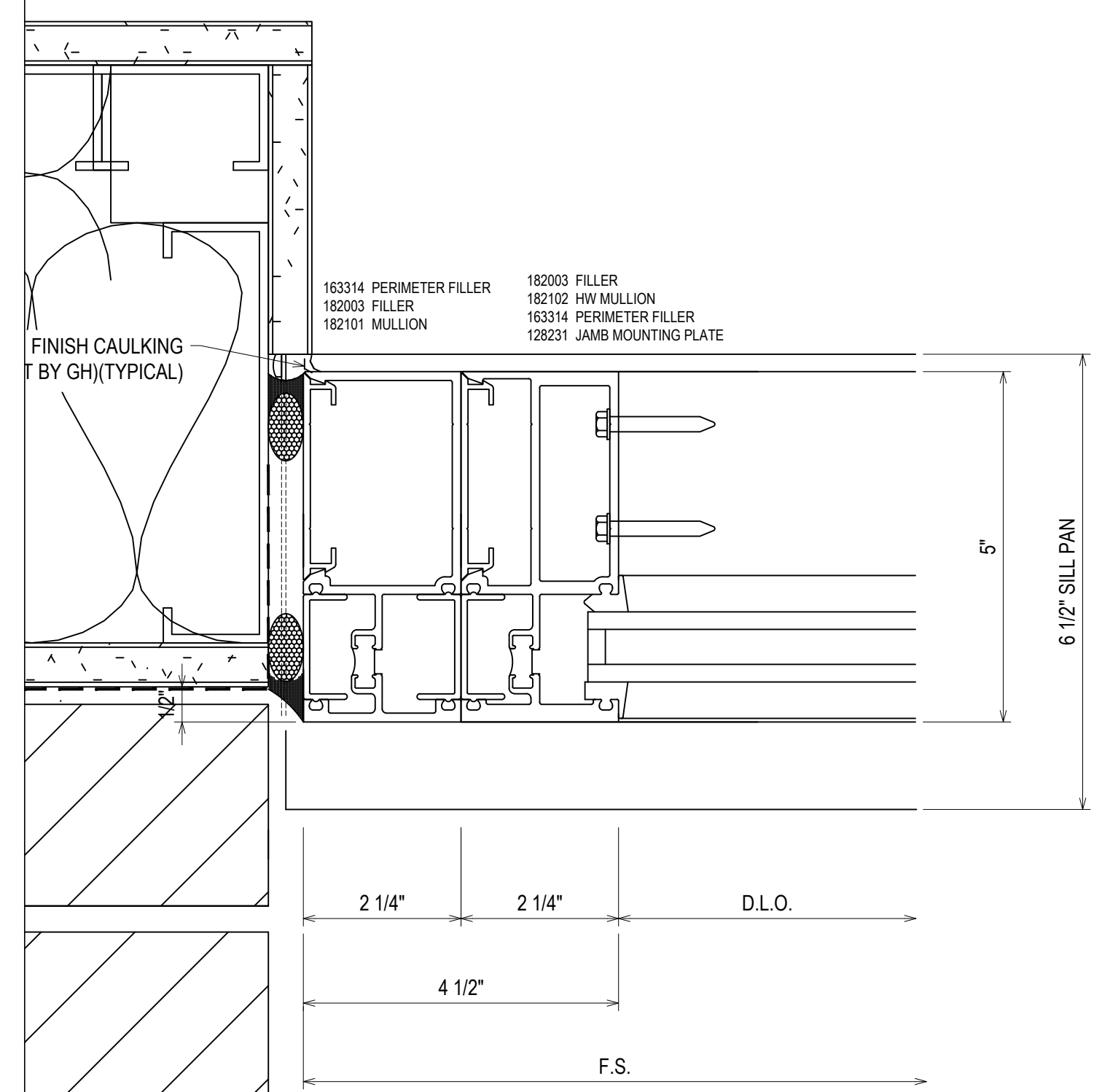
79
3.14
RE: NA
TYPICAL VERTICAL



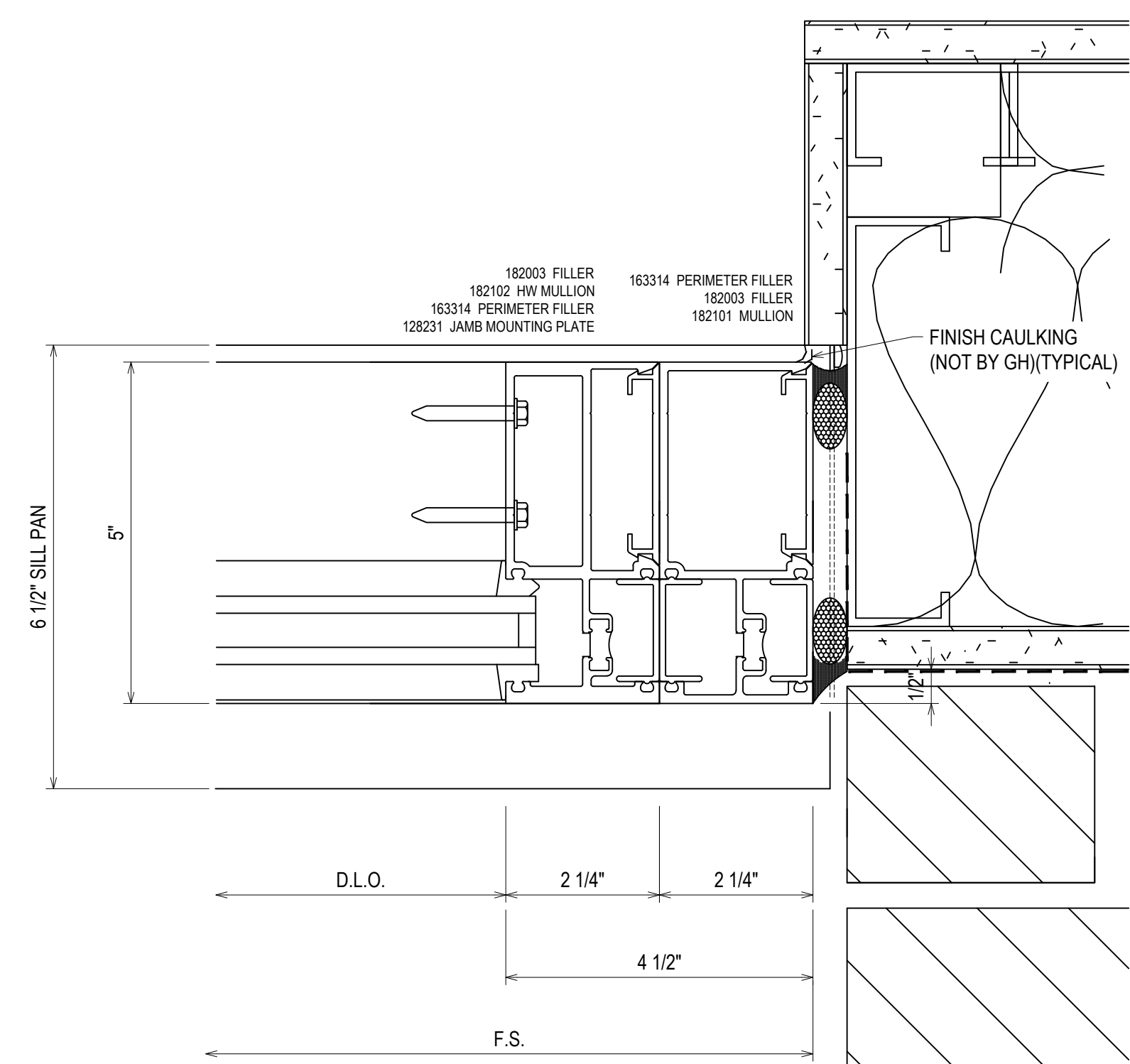
80
3.14
RE: NA
HEAVY VERTICAL



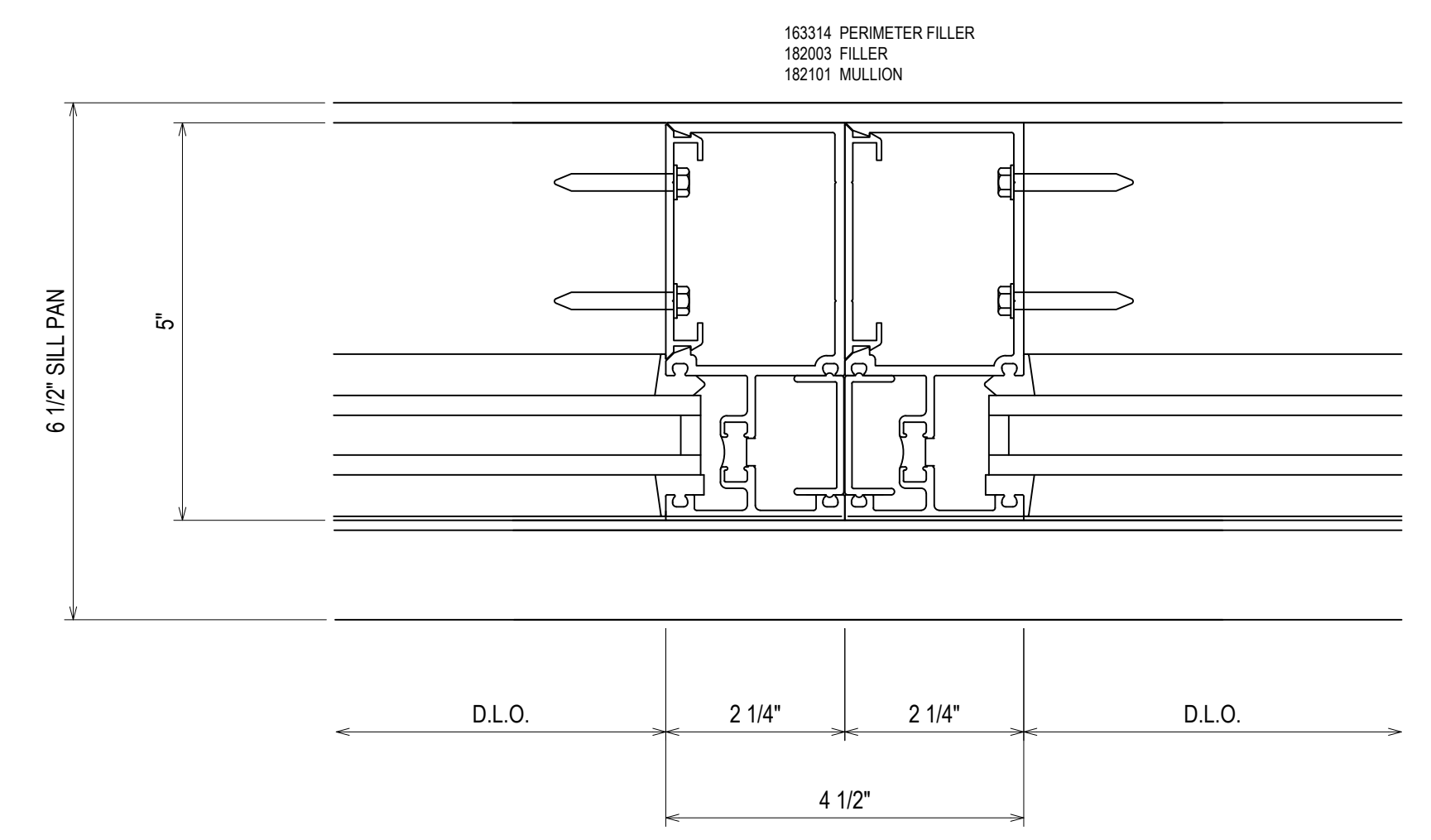
81
3.14
RE: NA
EXPANSION VERTICAL



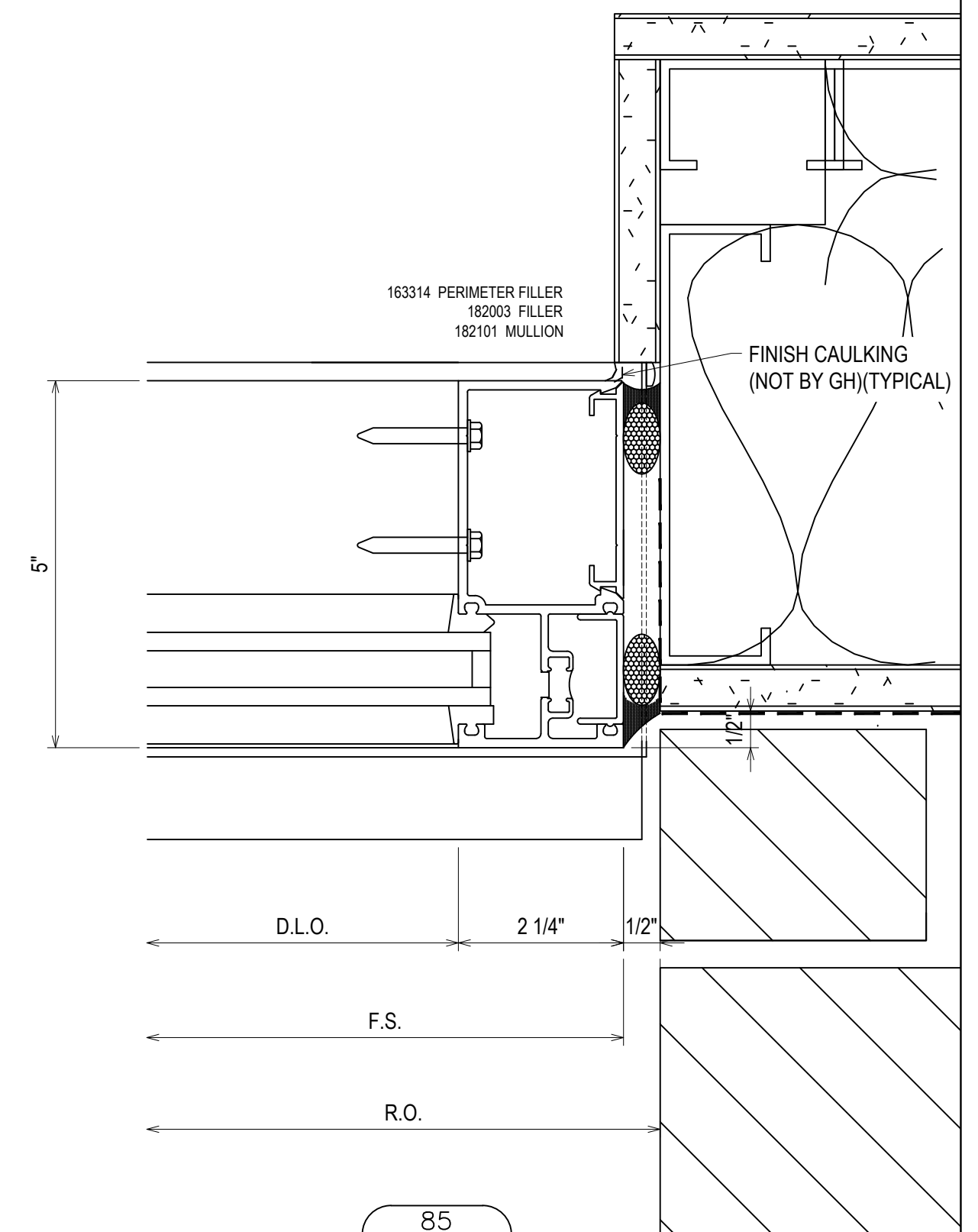
82
3.14
RE: NA
W8



83
3.14
RE: NA
W1



84
3.14
RE: NA
DOUBLE VERTICAL



85
3.14
RE: 7/A6-15
A1 - A1A - B1 - B1A - BD1 OPP. - BD2 - BD4 -
BD4 OPP. - D1 - D1A - E1 - E1F - E1AF - E1A -
E1S - F1 - H1 - H1A - K - L - M - N - NF - P - W4 -
W4A - W8 - W10 - W10A - W40 - W41 - W43A -
W43B - W44 - W45

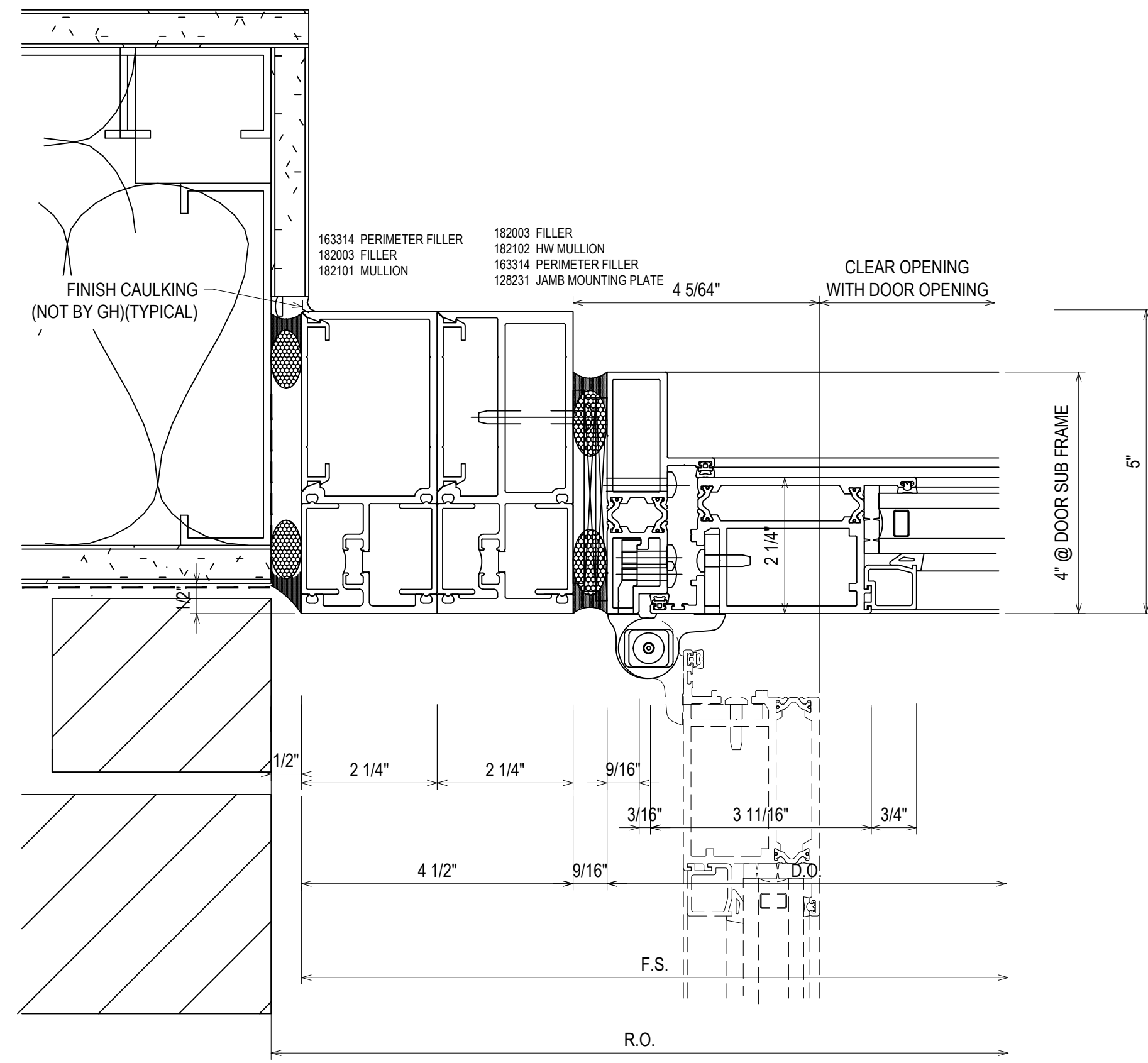
| | |
|-------------|---------------------------------|
| DATE | 10/24/18 |
| DESCRIPTION | 182003 FILLER 182101 MULLION |
| REV. | A B |

CAMPERDOWN APARTMENTS
GREENVILLE, SC 29602

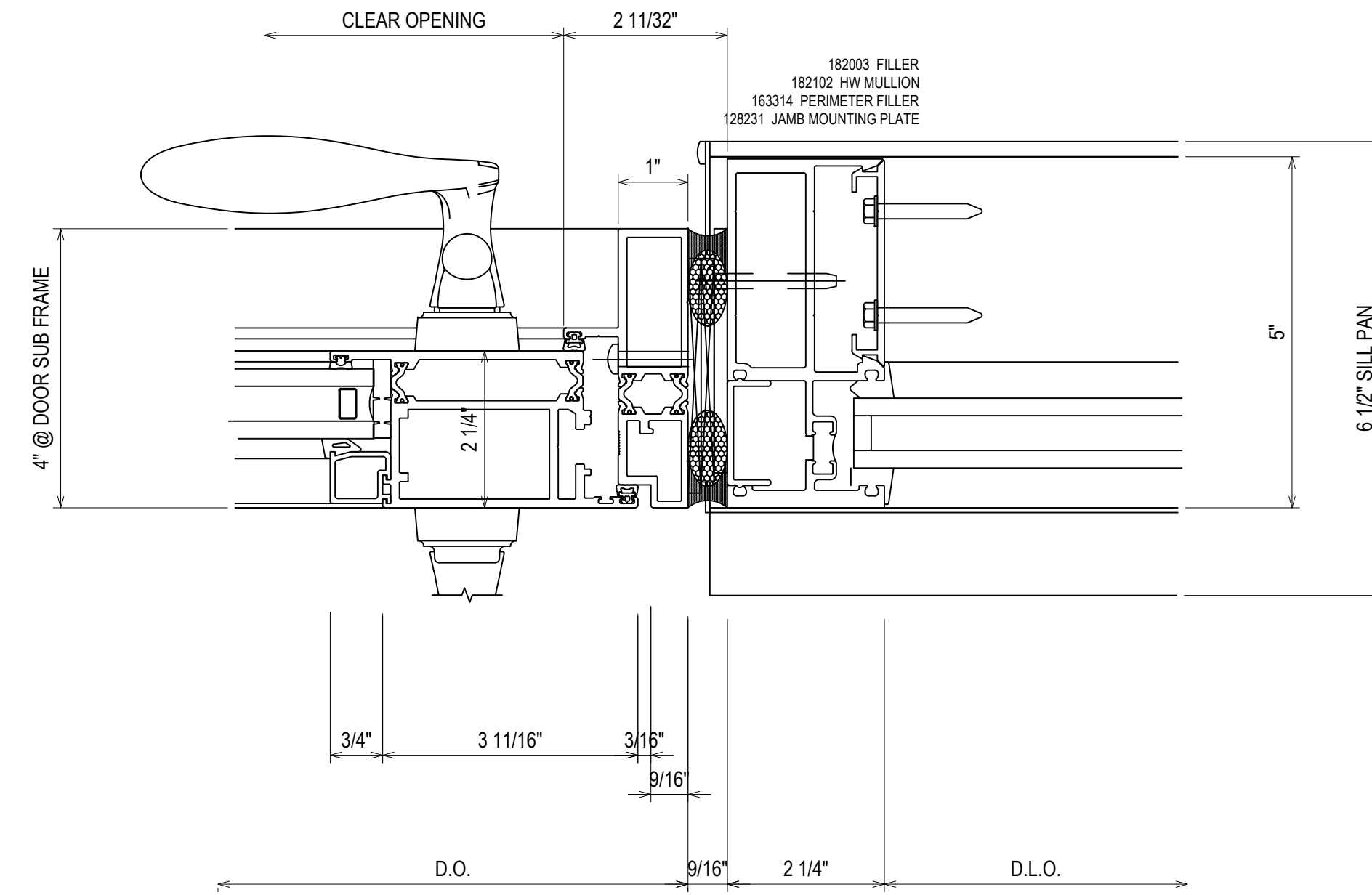
GRAHAM-HODGE
ASSOCIATES INC.

| | | | |
|-------------|----------|-------|----------|
| DRAWN BY | CW | DATE | 09.24.18 |
| APPROVED BY | PA | SHEET | 09.24.18 |
| SCALE | AS NOTED | | |
| FILE NO. | | | |

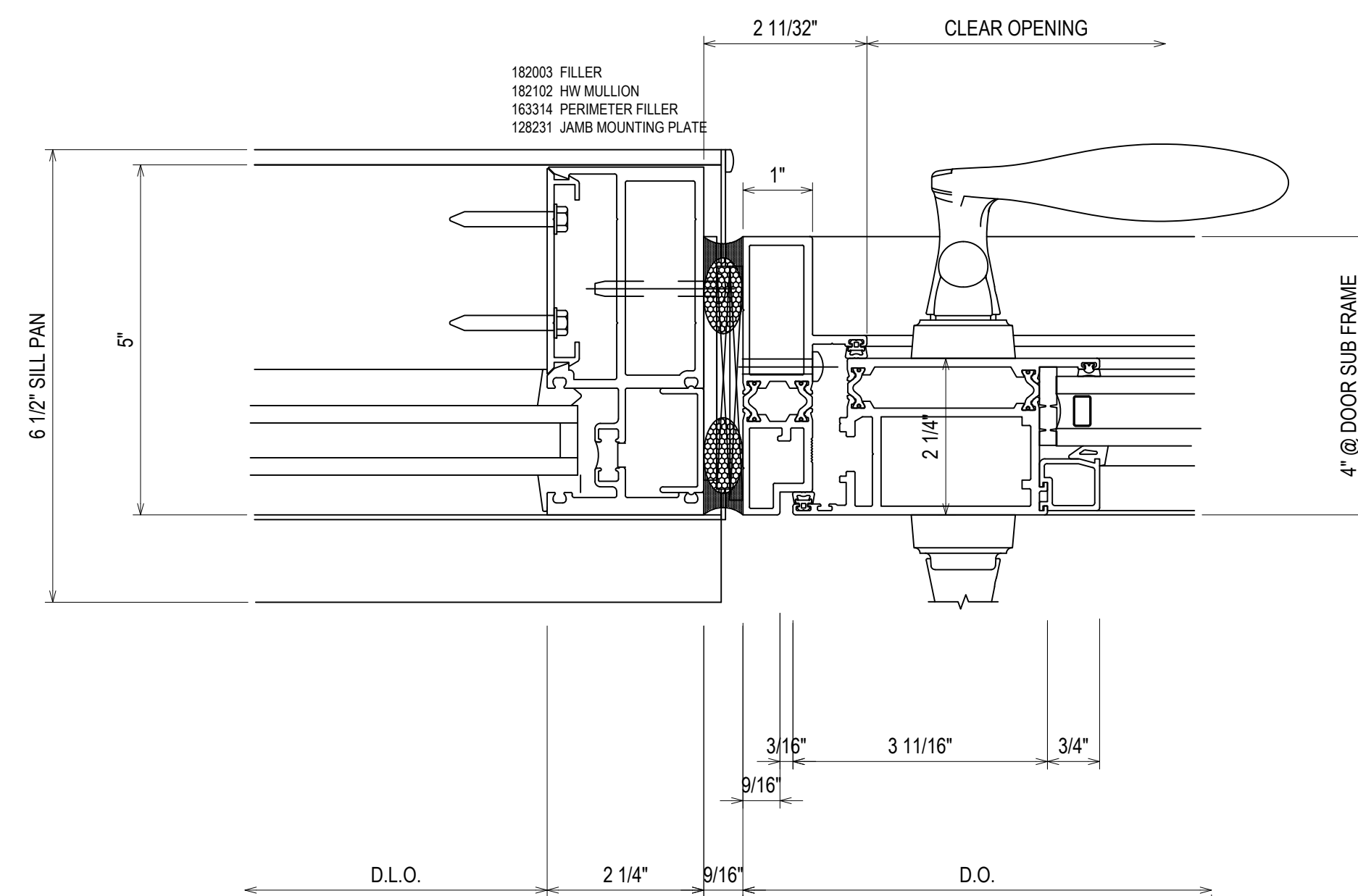
3.14



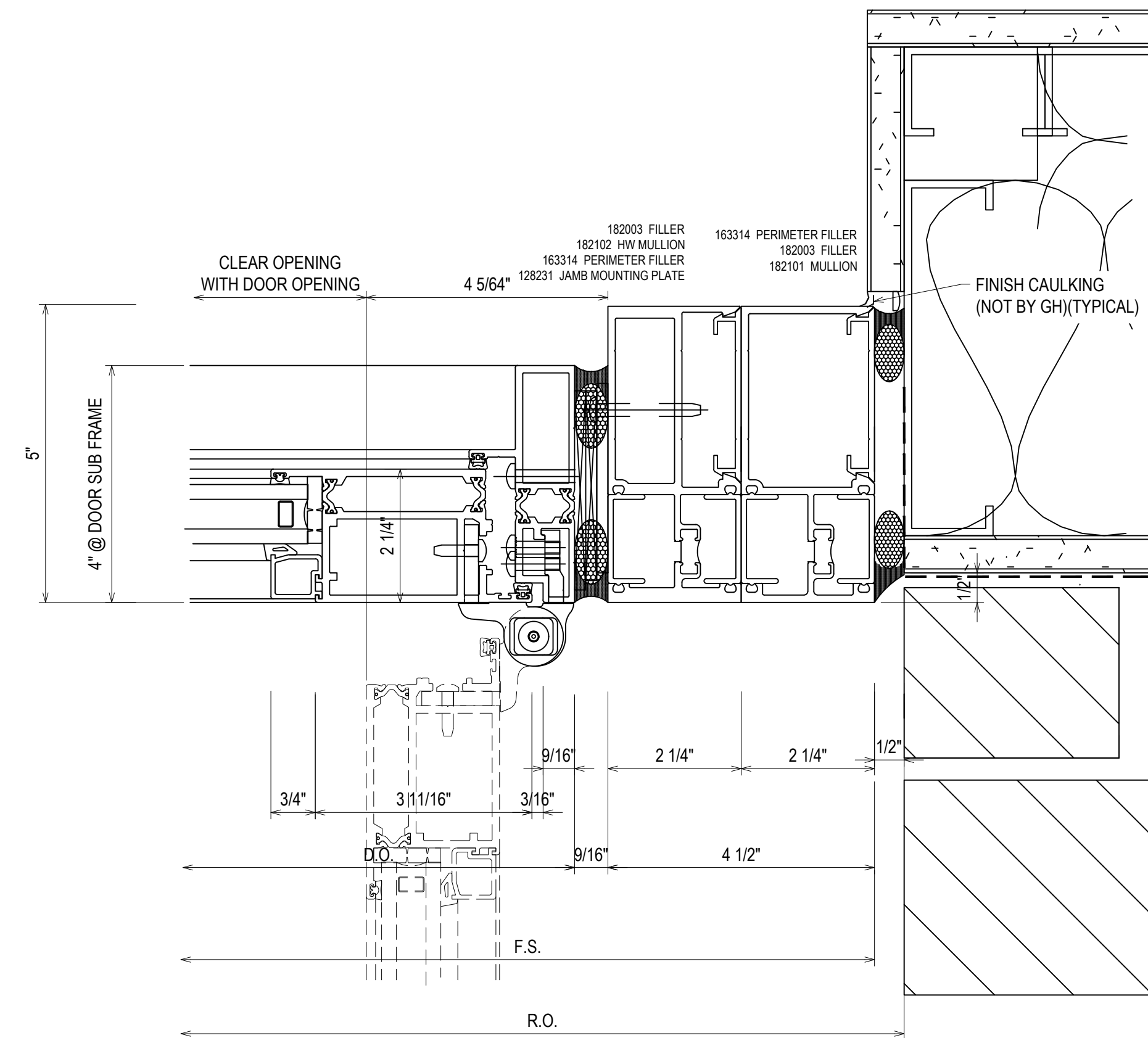
86
3.15
RE: NA
W8



87
3.15
RE: NA
W8 - W21 - W24 - W29



88
3.15
RE: NA
W1



89
3.15
RE: NA
W1

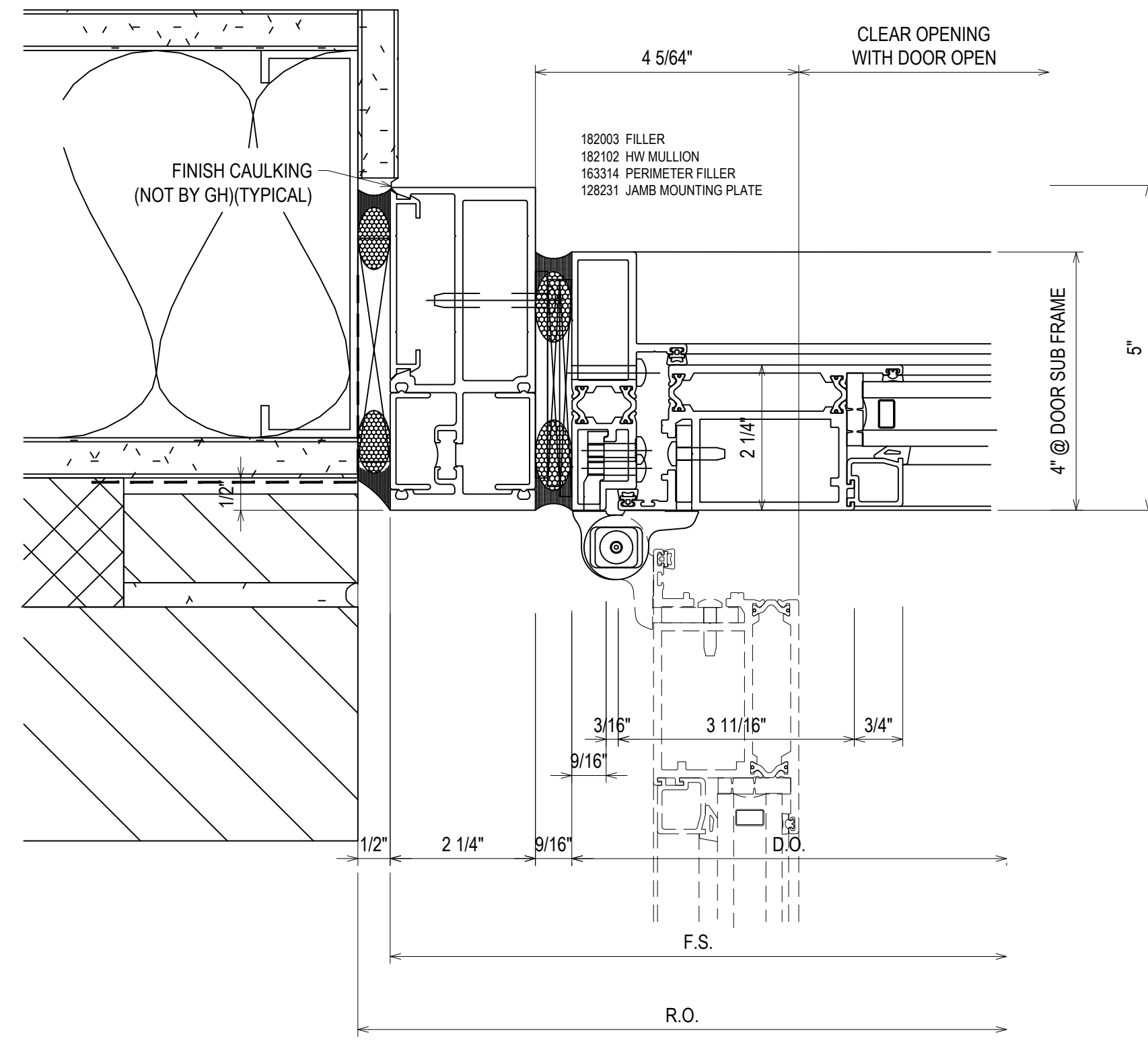
| | |
|-------------|------------------|
| DATE | 10/20/18 |
| DESCRIPTION | 1ST FLOOR WINDOW |
| REV. | A |
| | B |

CAMPERDOWN APARTMENTS
GREENVILLE, SC 29602

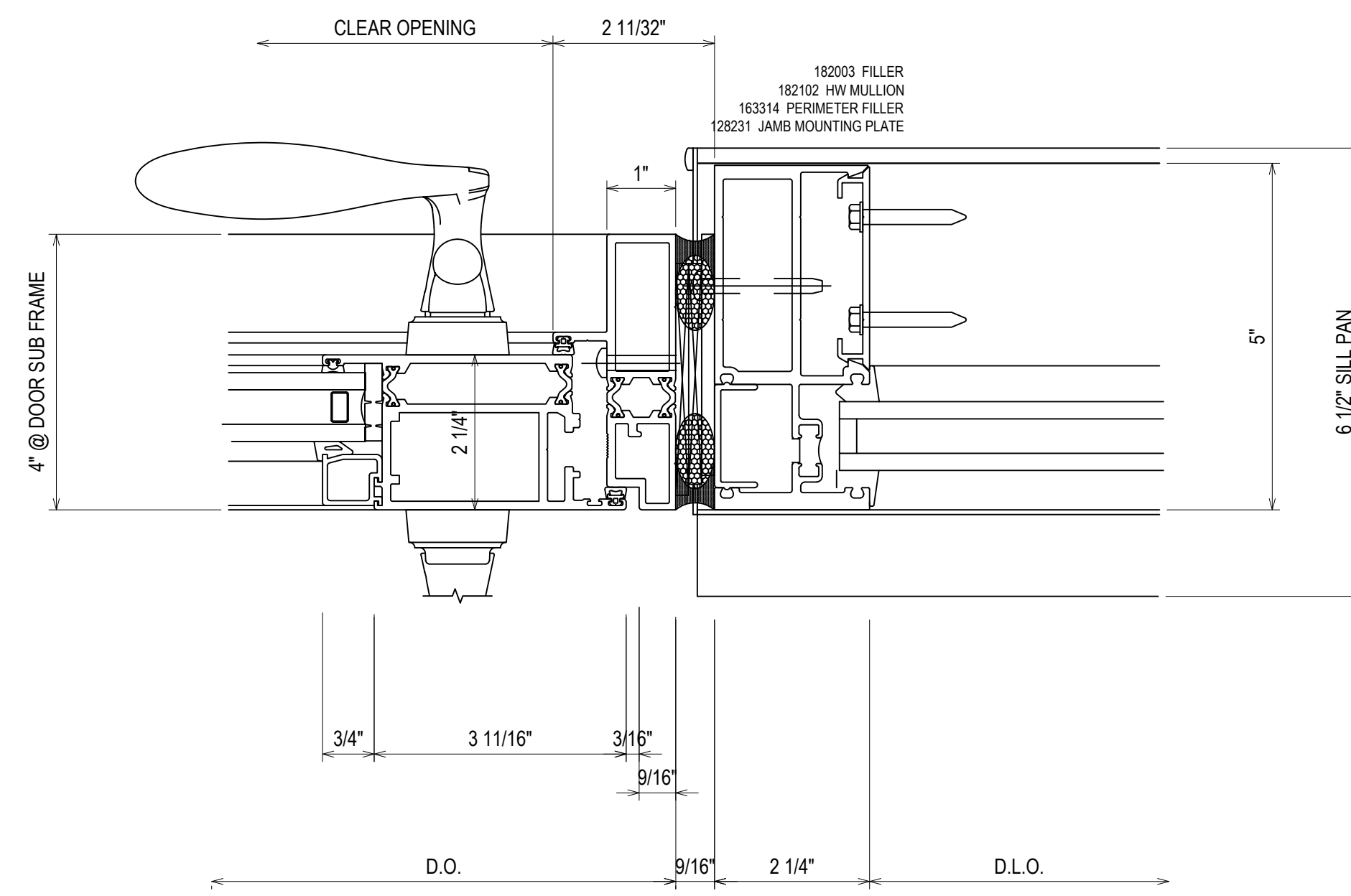


| | | | |
|-------------|----------|------|----------|
| DRAWN BY | CW | DATE | 09.24.18 |
| APPROVED BY | PA | DATE | 09.24.18 |
| SCALE | AS NOTED | | |
| FILE NO | | | |

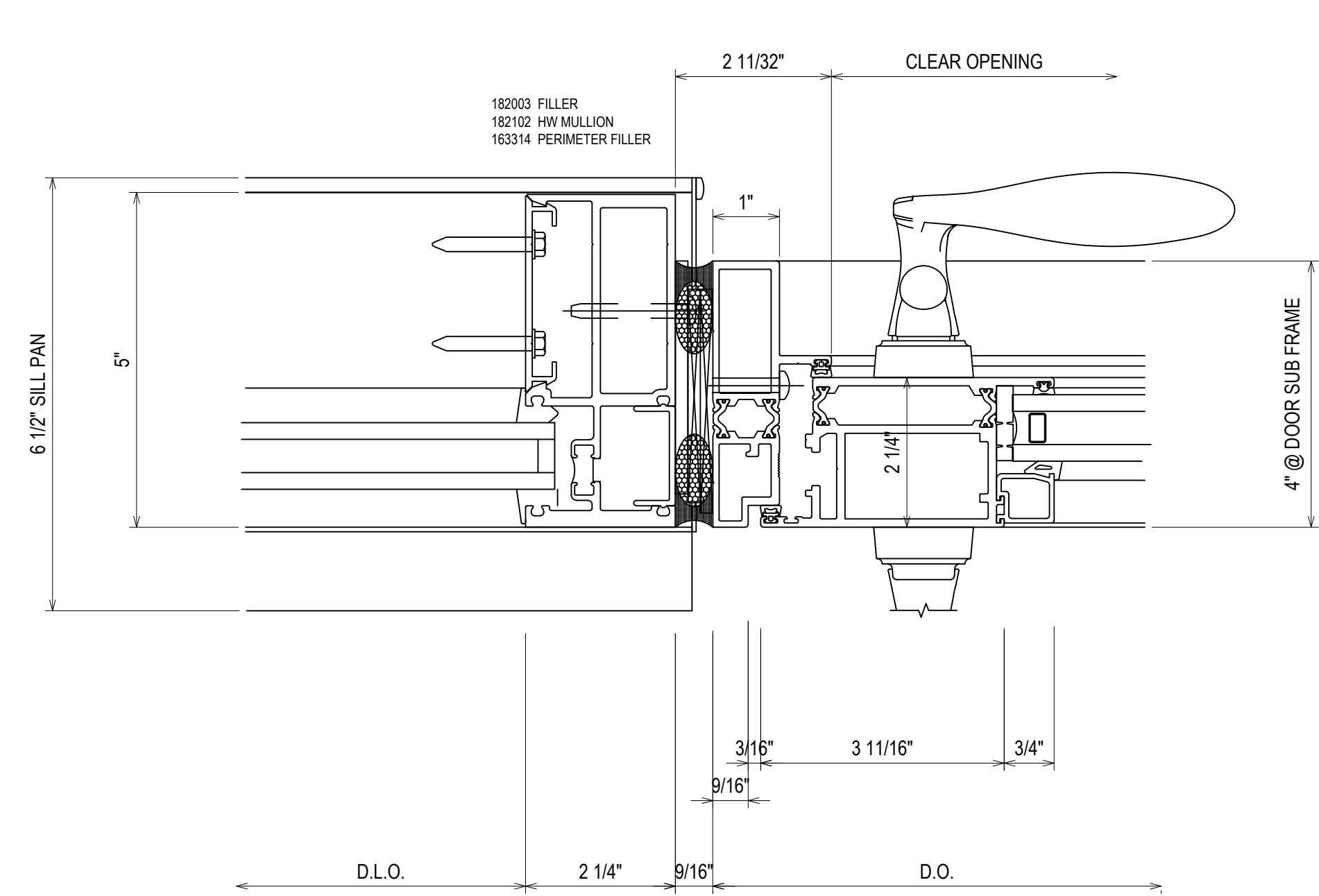
3.15



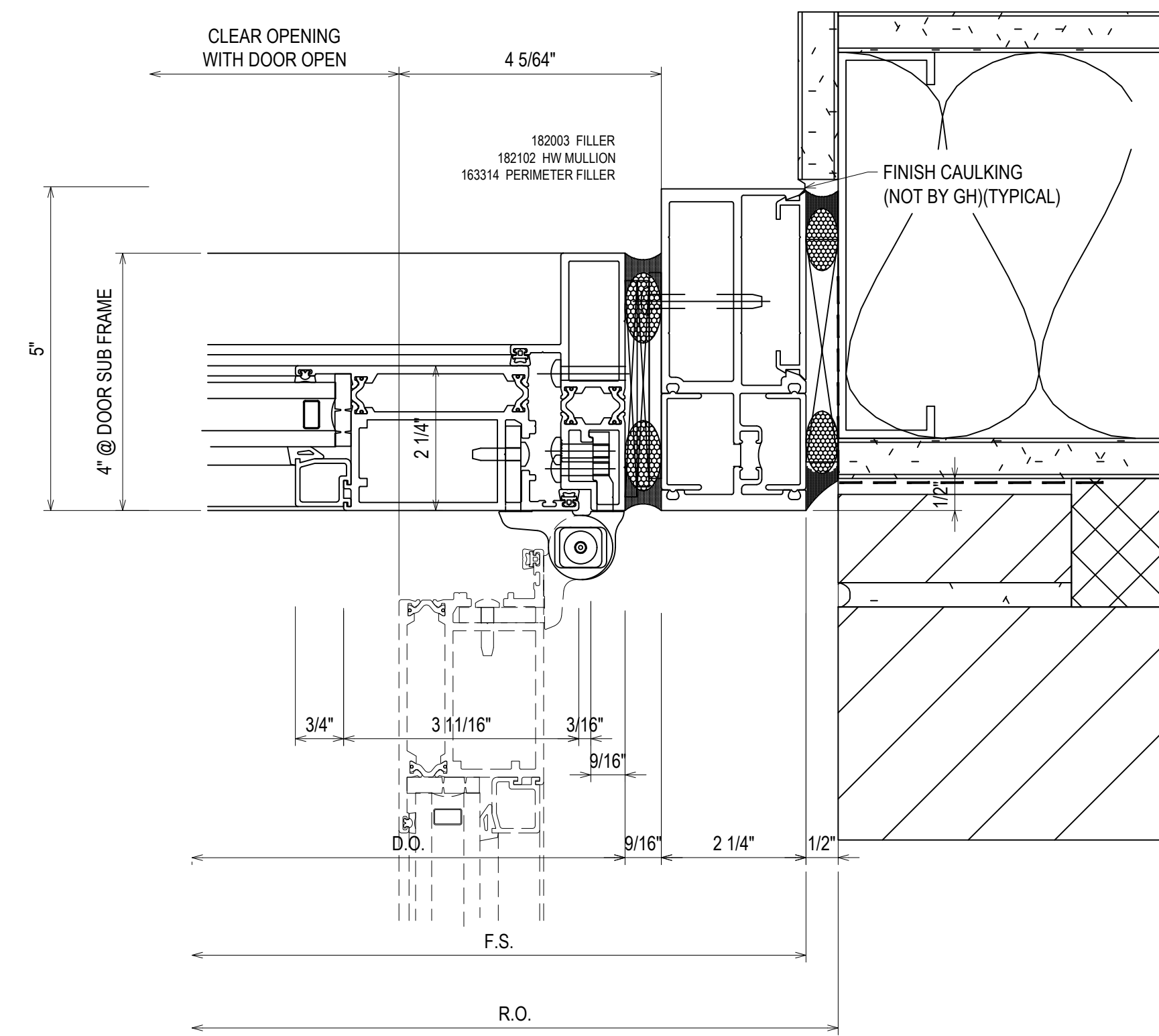
90
3.16
RE: 1/A6-15 SIM.
BD1 OPP. - BD2 - BD4



91
3.16
RE: NA
BD1 OPP. - BD2 - BD3 - BD4




92
3.16
RE: NA
BD1 - BD2 OPP. - BD4 OPP.



93
3.16
RE: 1/A6-15 SIM.
BD1 - BD2 OPP. - BD4 OPP.

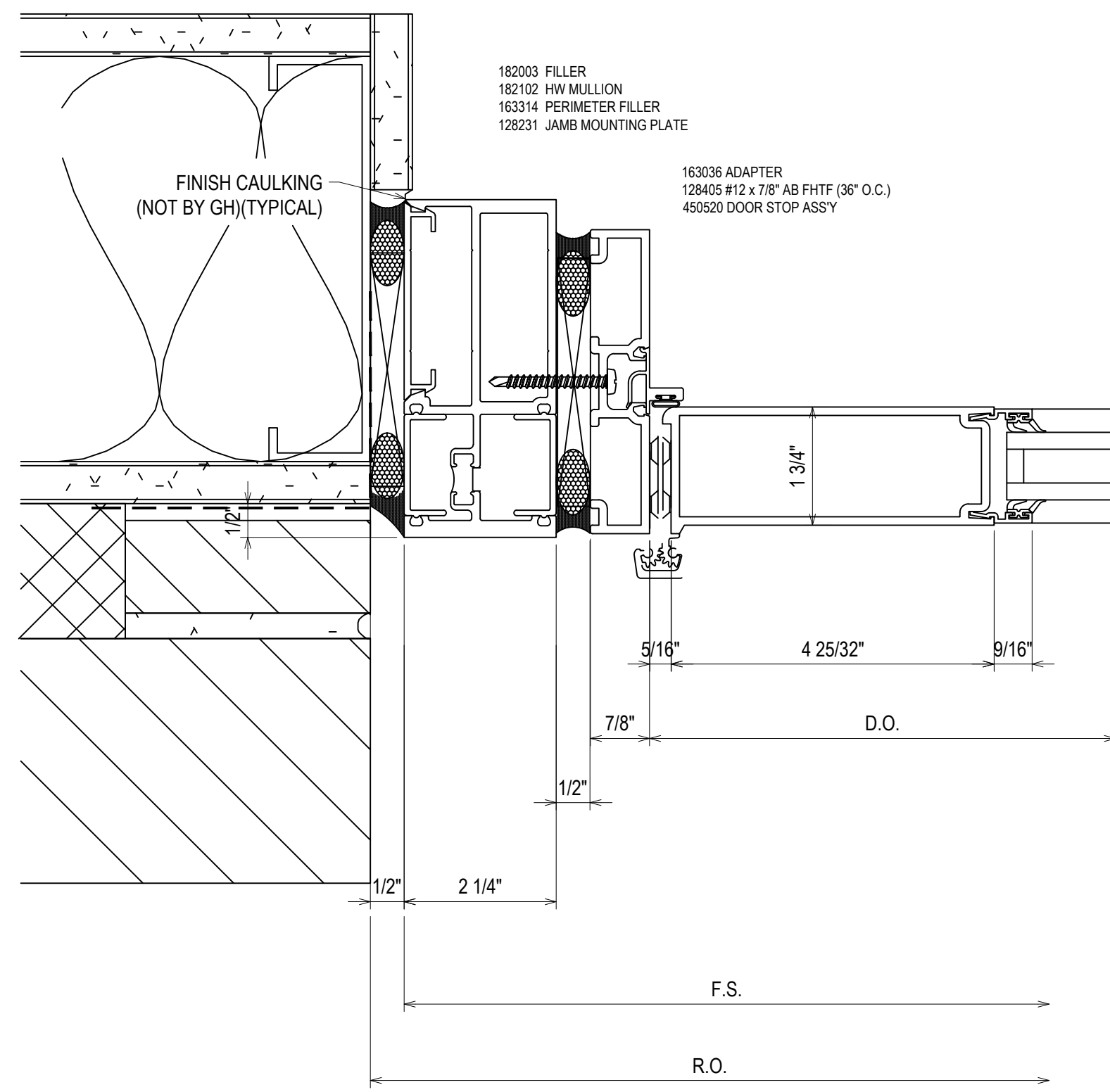
| REV. | DESCRIPTION | DATE |
|------|--------------|----------|
| A | 1ST REVISION | 10/29/18 |
| B | 2ND REVISION | 12/12/18 |

CAMPERDOWN APARTMENTS
GREENVILLE, SC 29602

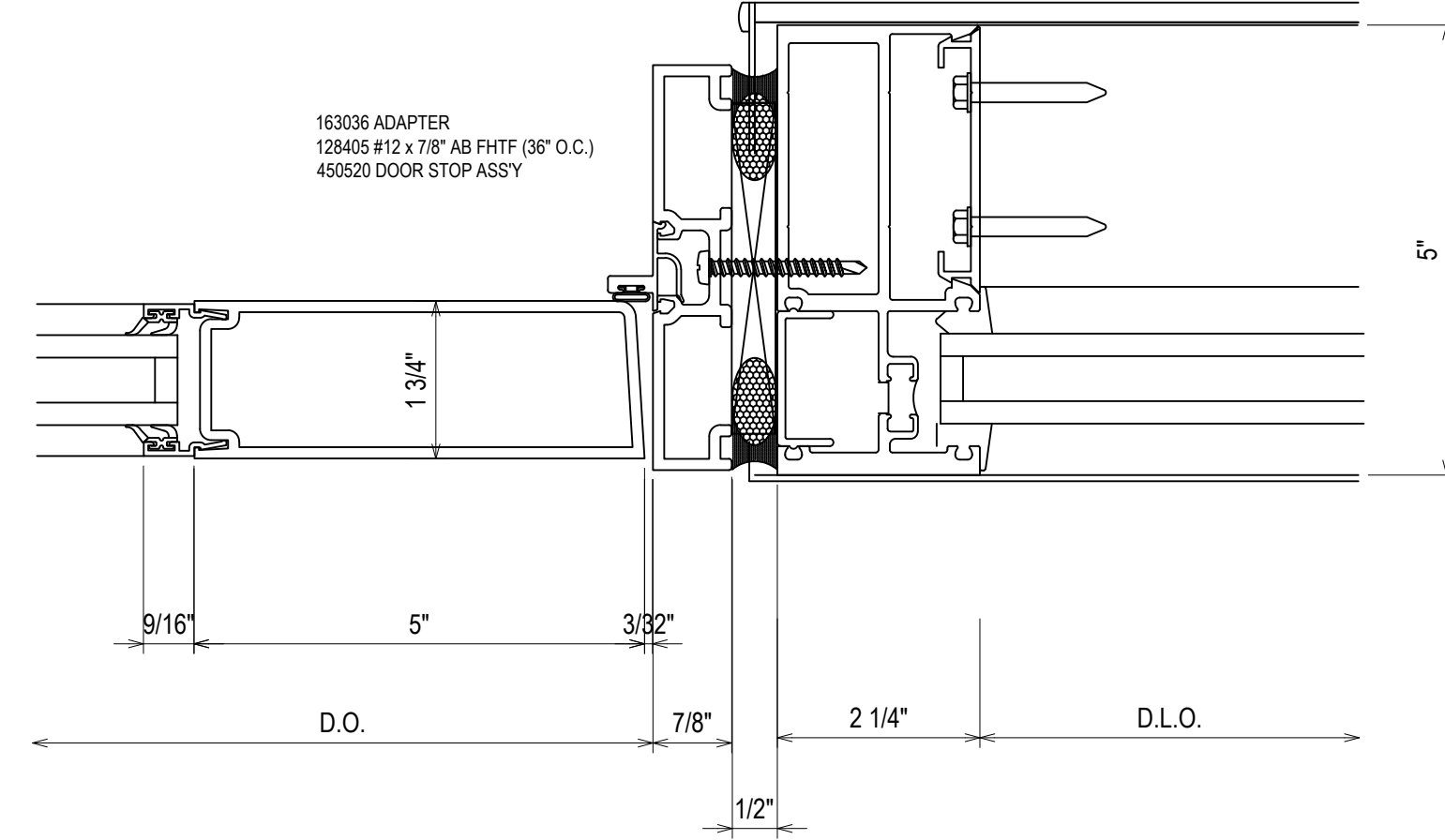


| | |
|-----------------|----------------|
| DRAWN BY: CW | DATE: 09.24.18 |
| APPROVED BY: PA | DATE: 09.24.18 |
| SCALE: AS NOTED | FILE NO: |

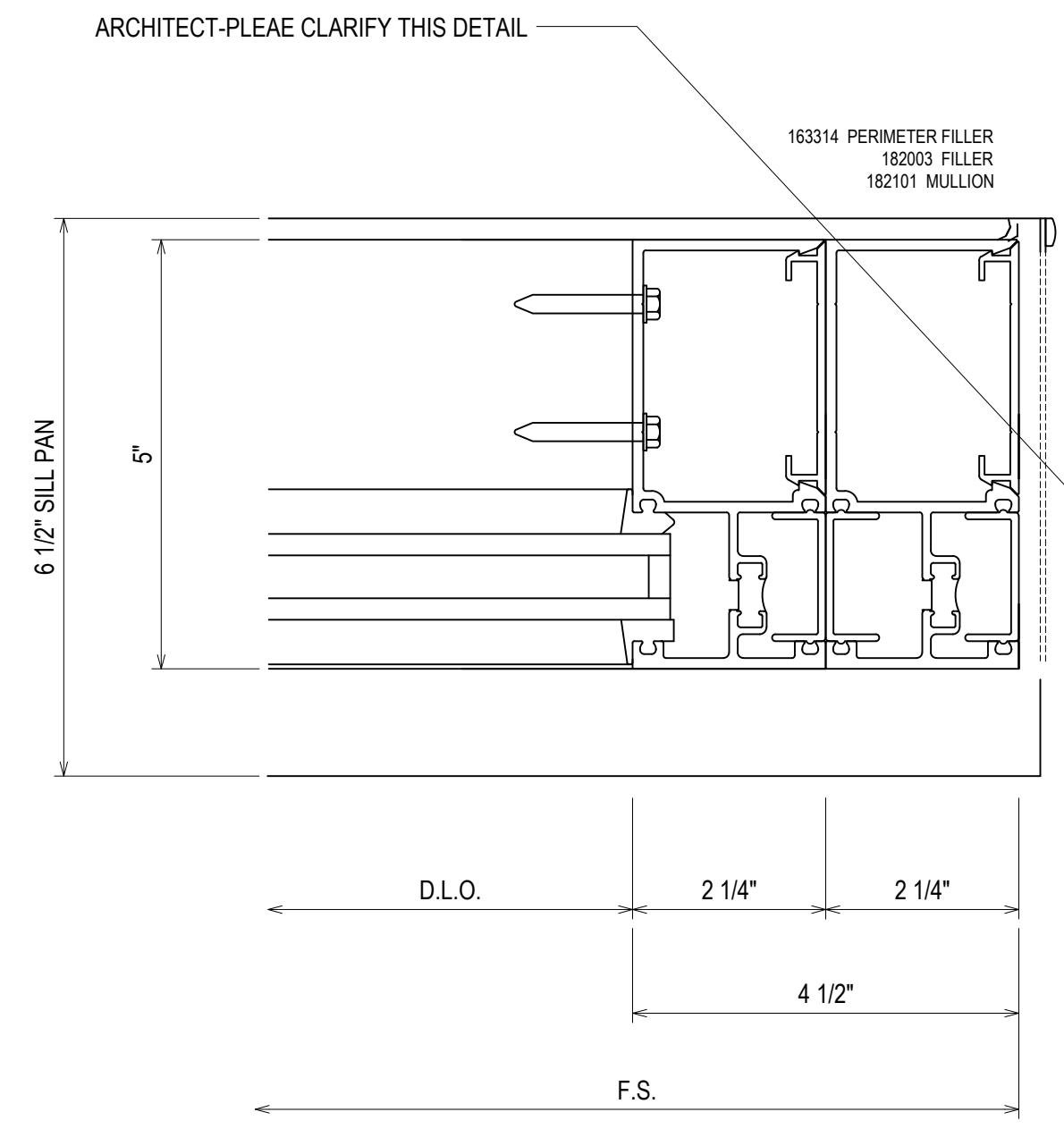
3.16



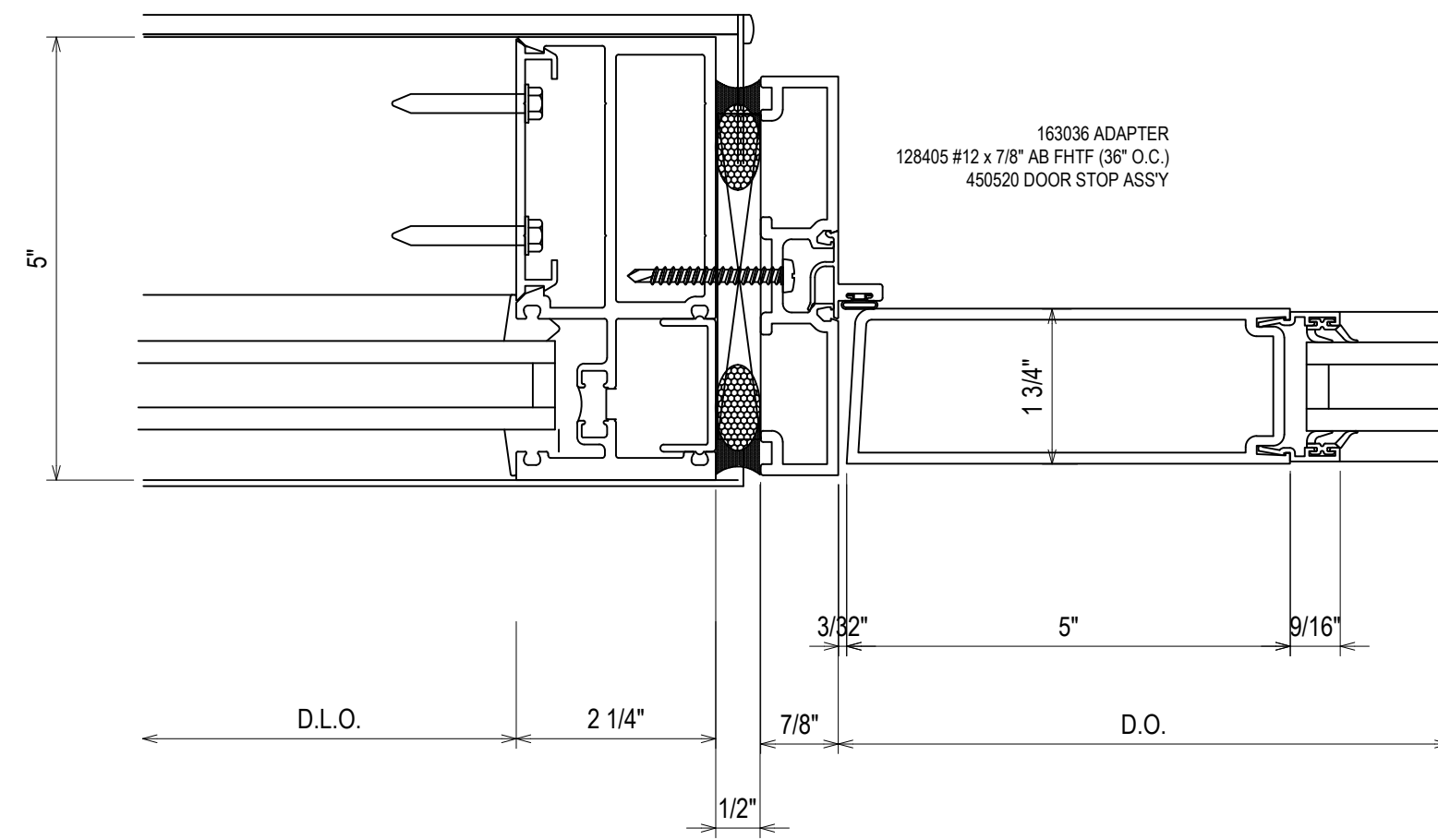
94
3.17
RE: 1/A6-15 SIM.
W41



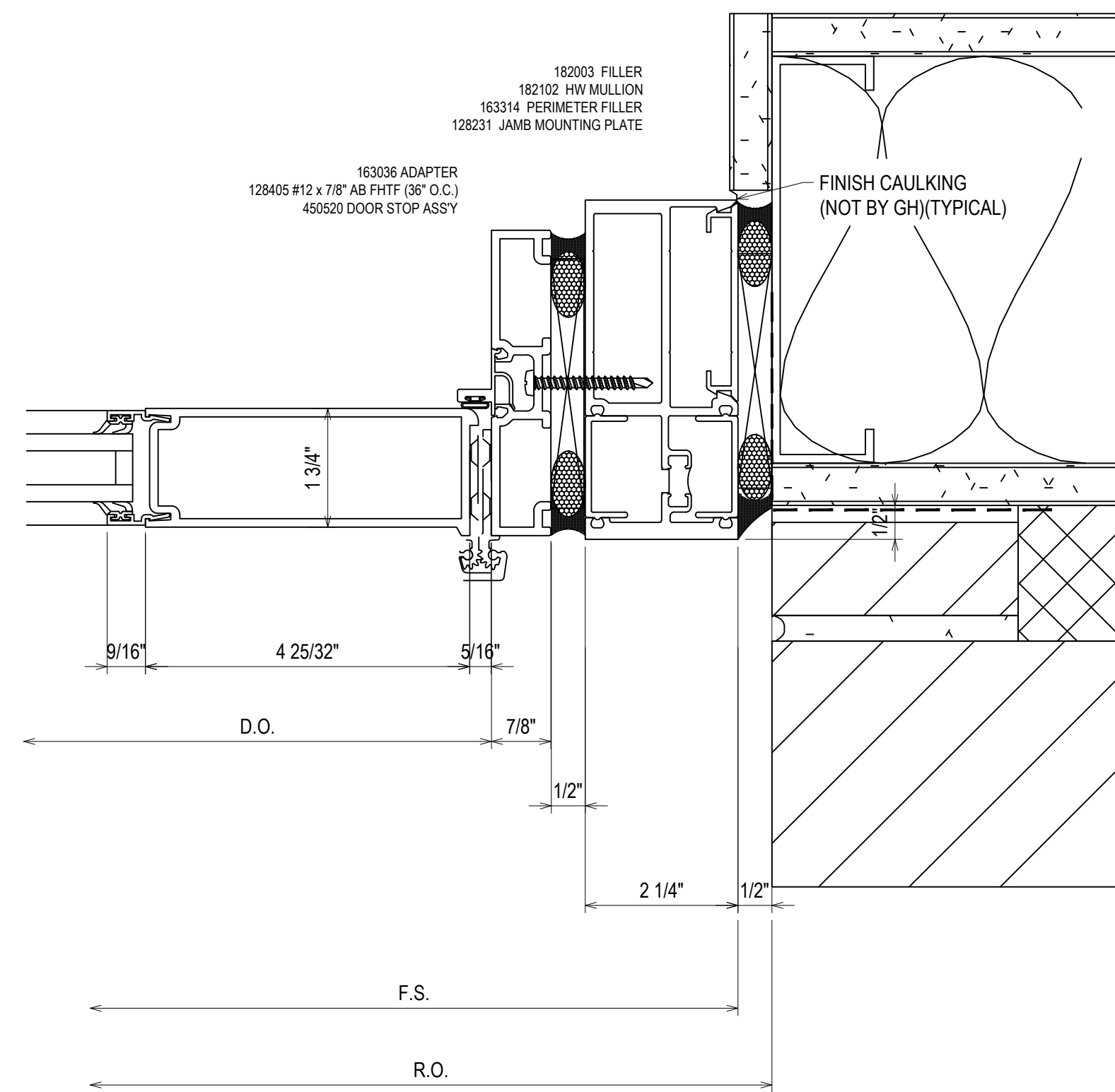
95
3.17
RE: 1/A6-15 SIM.
W41



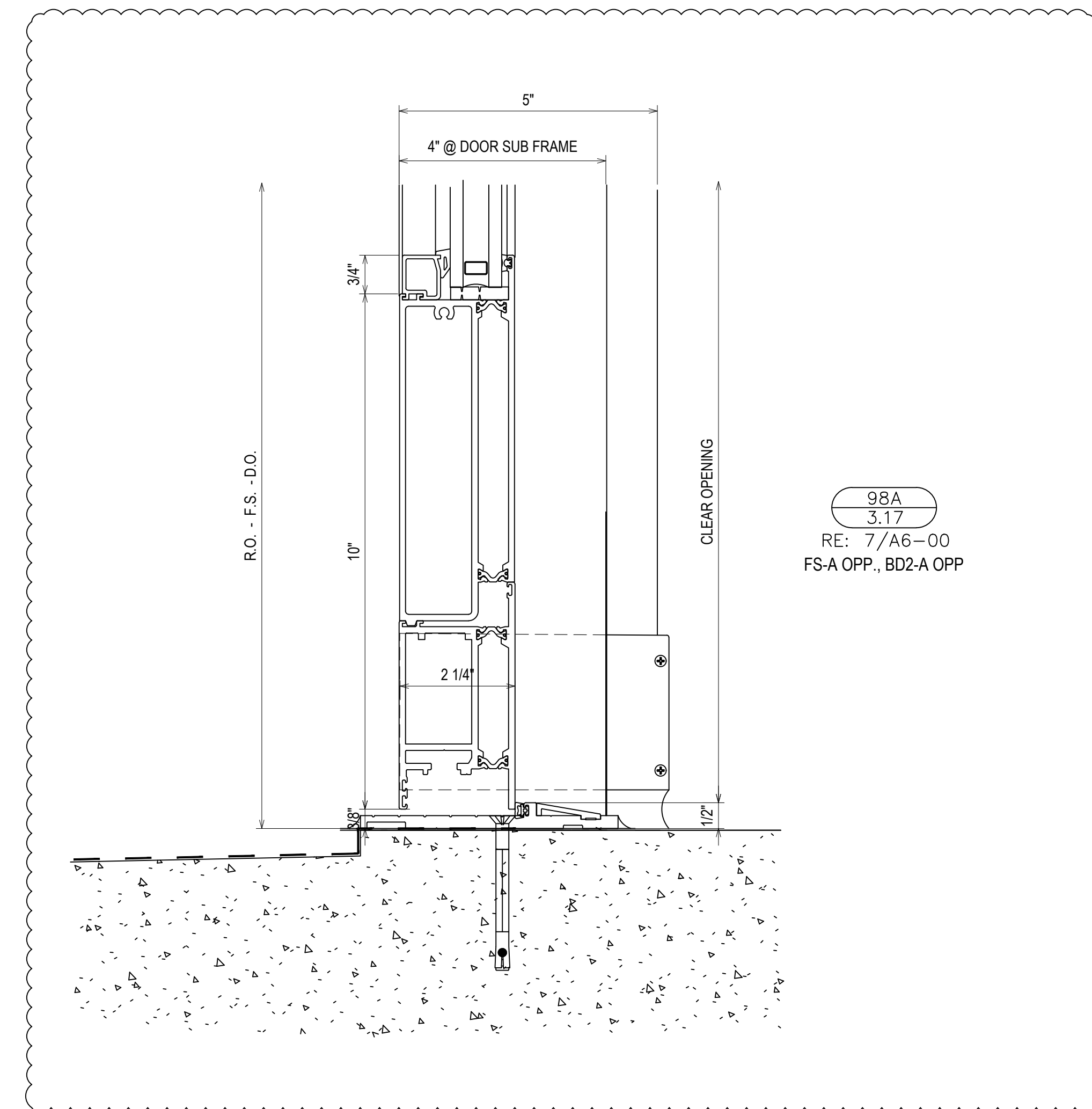
96
3.17
RE: NA
W3



97
3.17
RE: 1/A6-15 SIM.
W42



98
3.17
RE: 1/A6-15 SIM.
W42



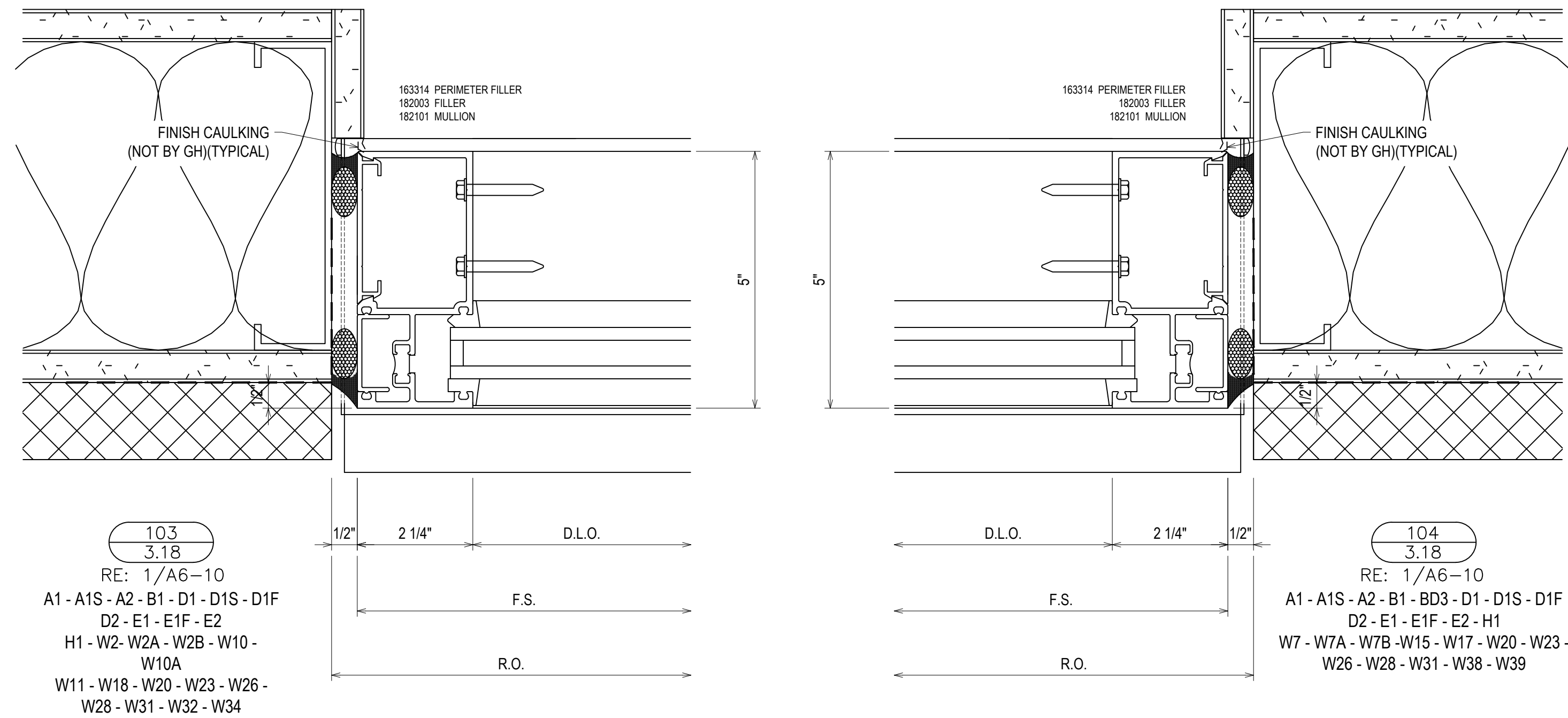
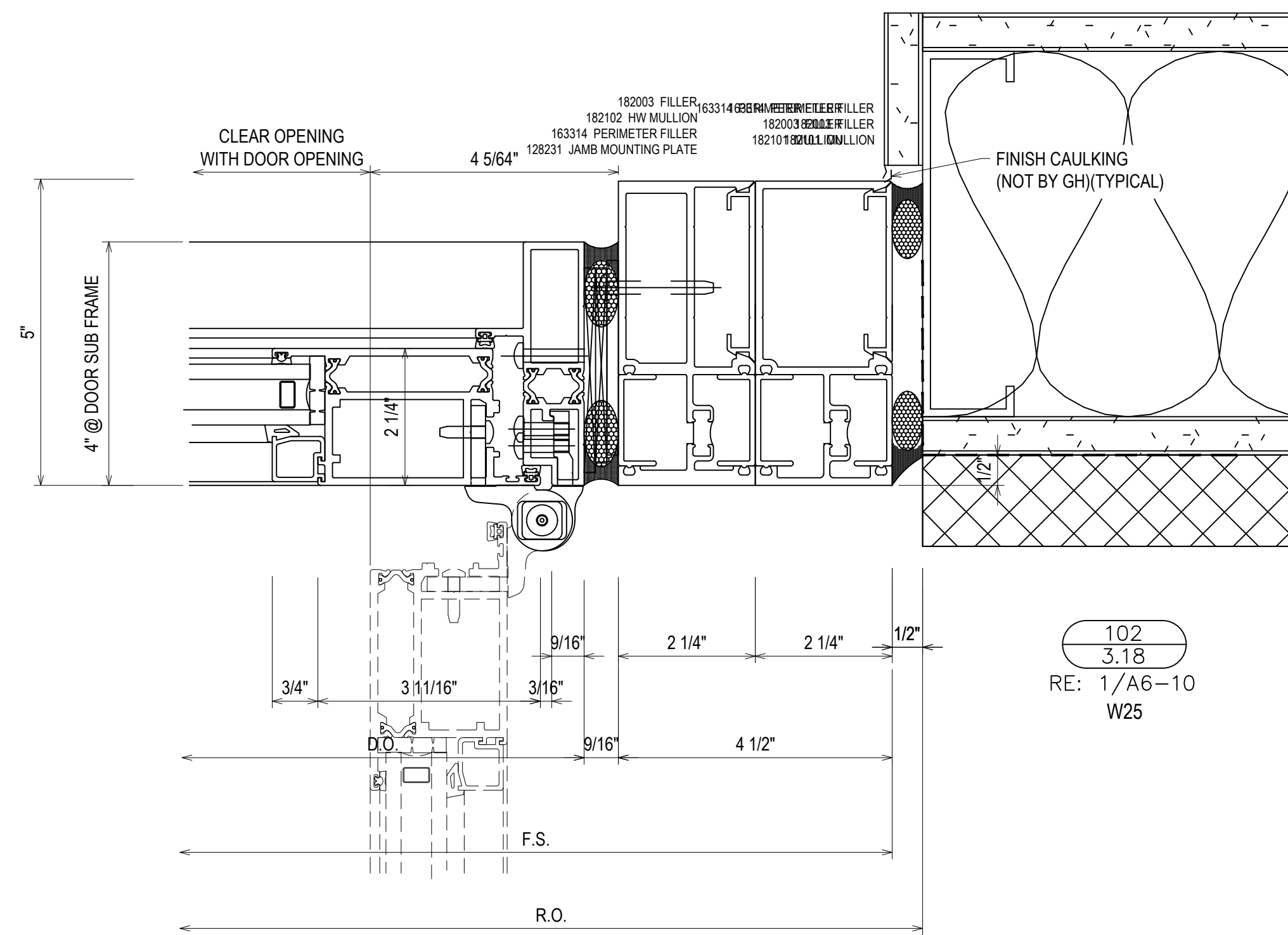
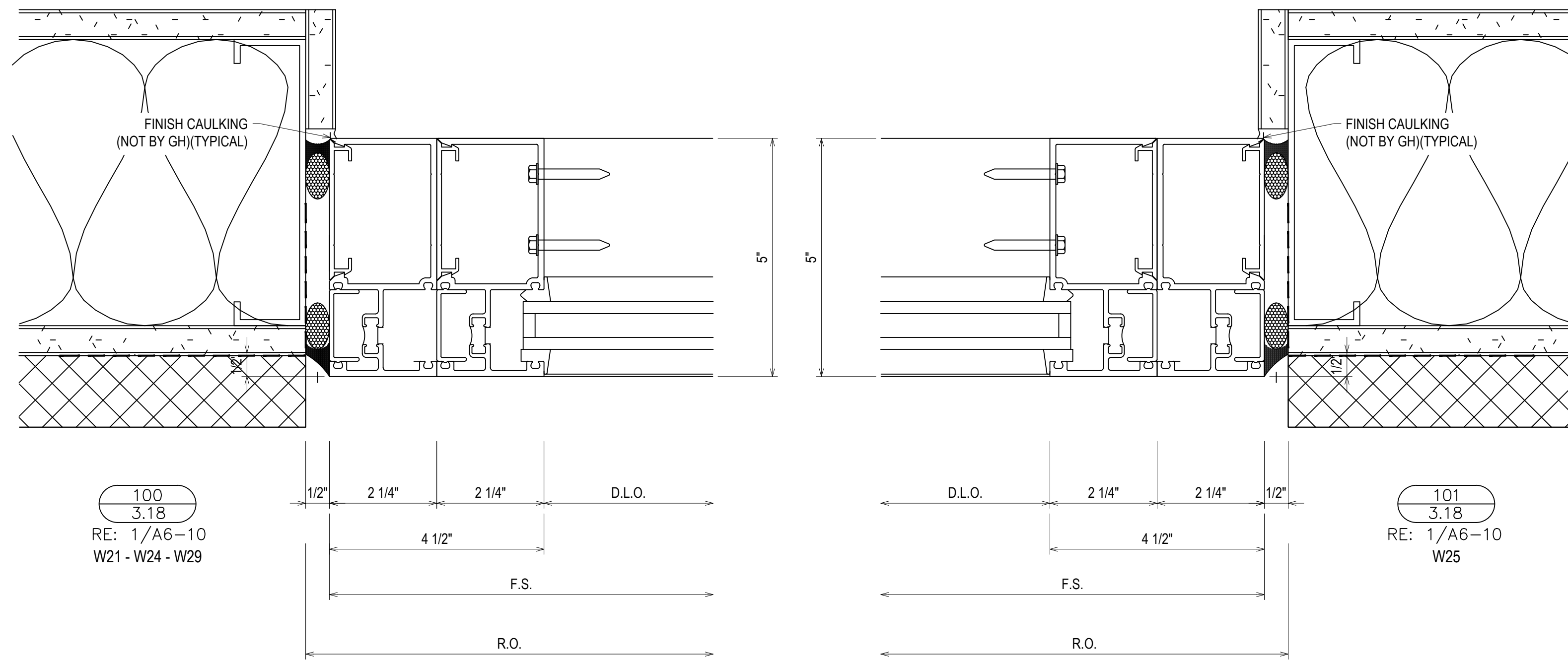
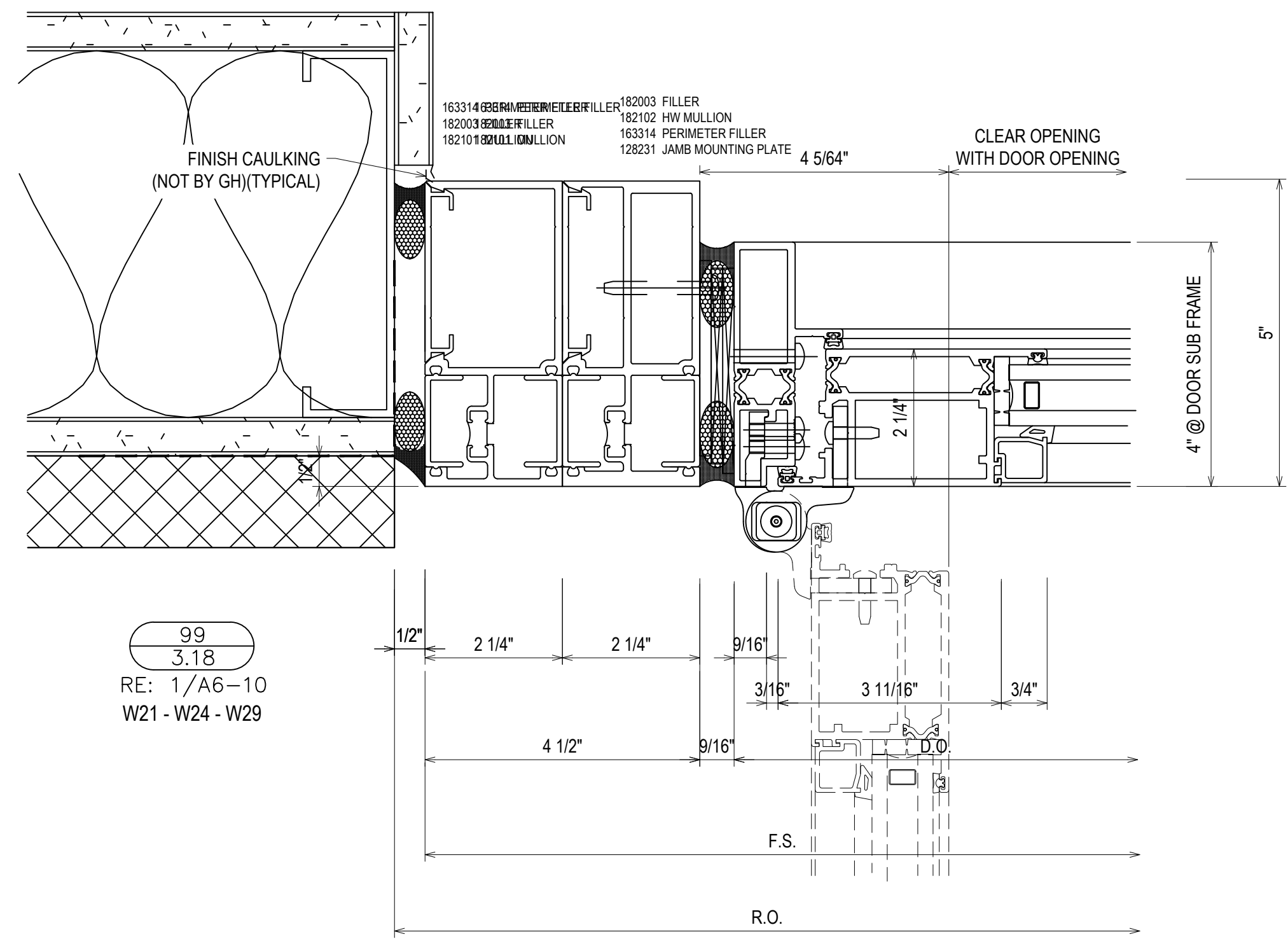
98A
3.17
RE: 7/A6-00
FS-A OPP., BD2-A OPP

| | |
|-------------|---------------|
| DATE | 10/29/18 |
| DESCRIPTION | REV. 03/18/18 |
| REV. | A |
| | B |

CAMPERDOWN APARTMENTS
GREENVILLE, SC 29602



| | |
|-------------|----------|
| DRAWN BY | DATE |
| CW | 09.24.18 |
| APPROVED BY | SHEET |
| PA | 09.24.18 |
| SCALE | FILE NO |
| AS NOTED | |



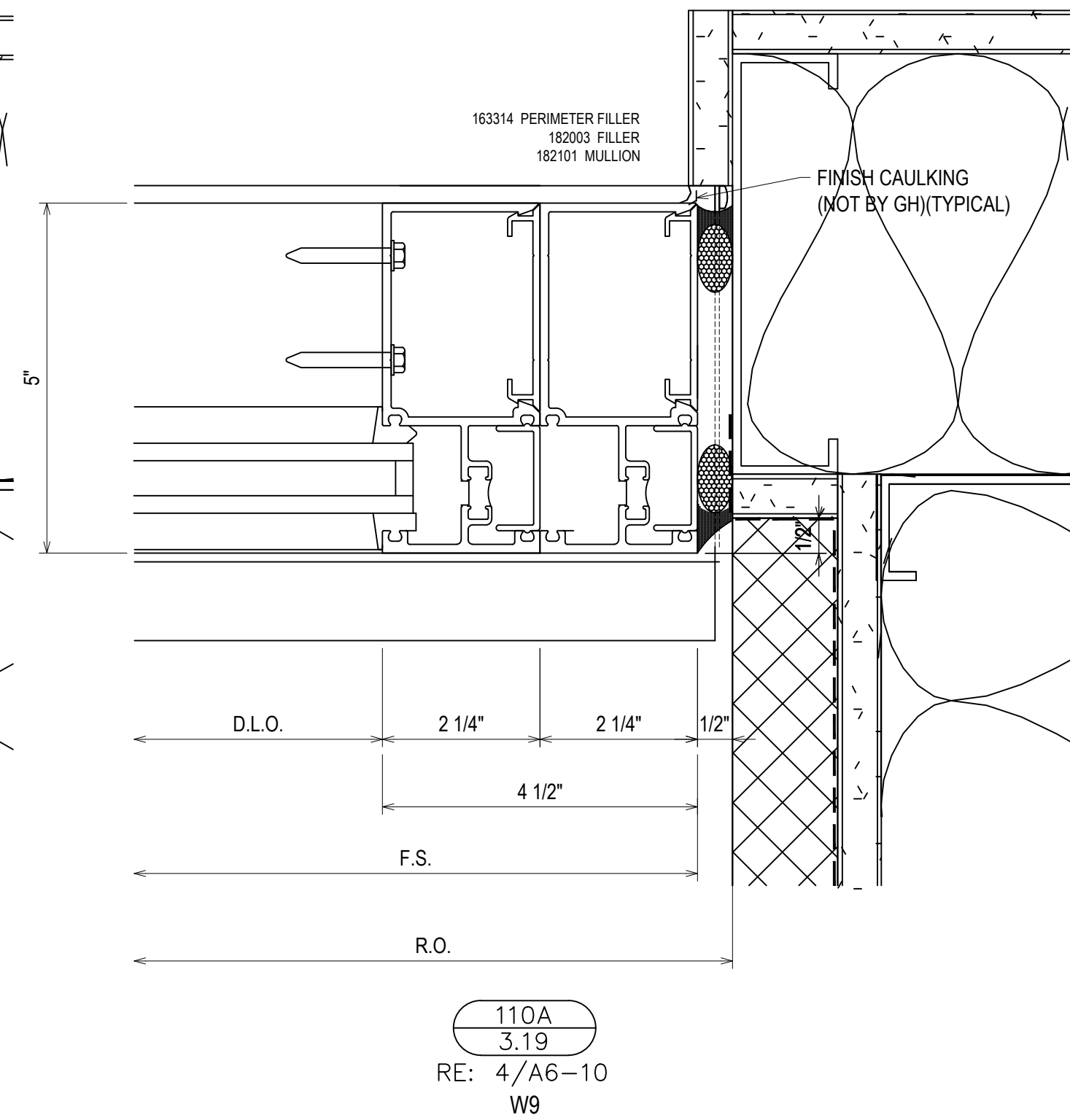
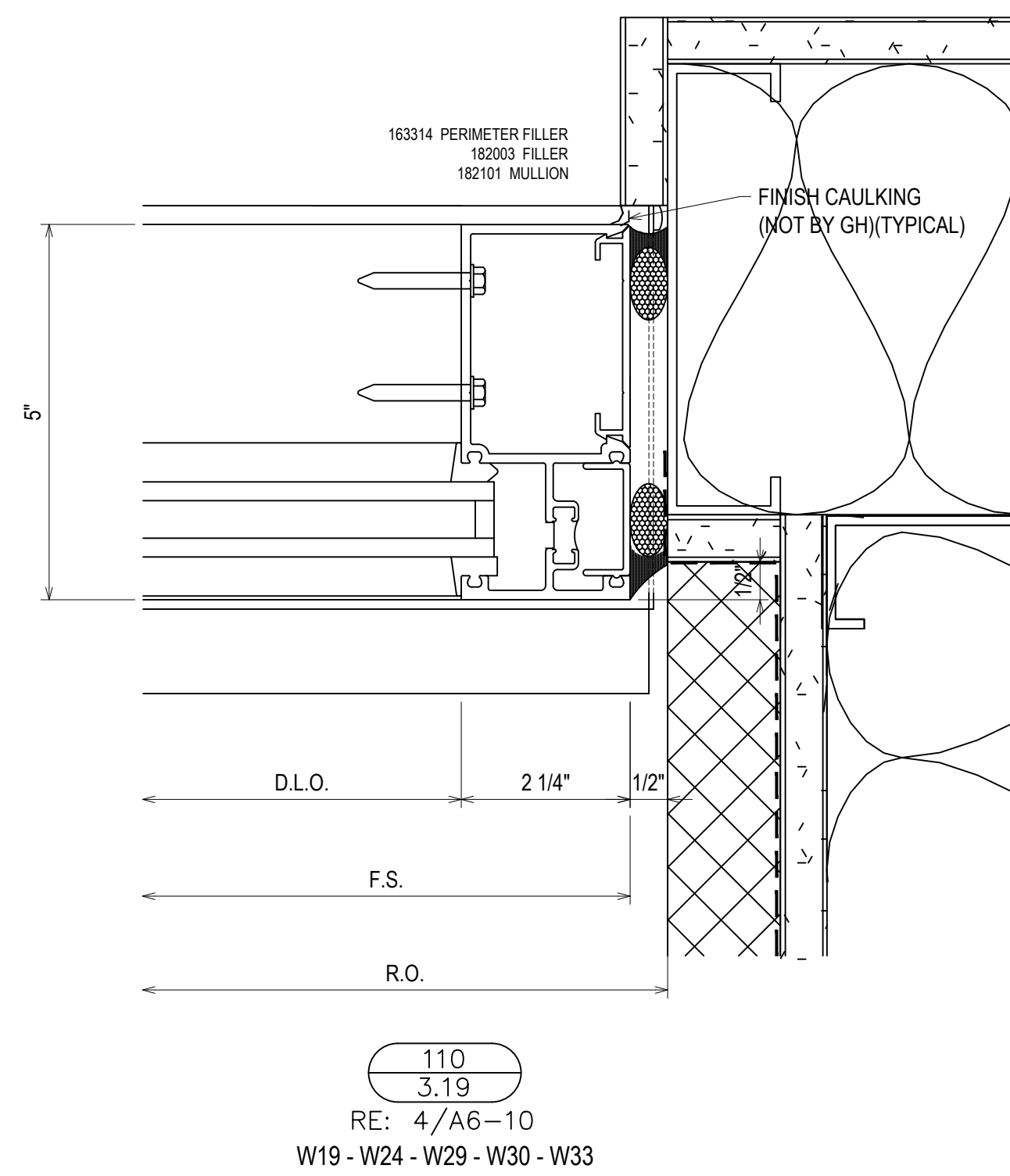
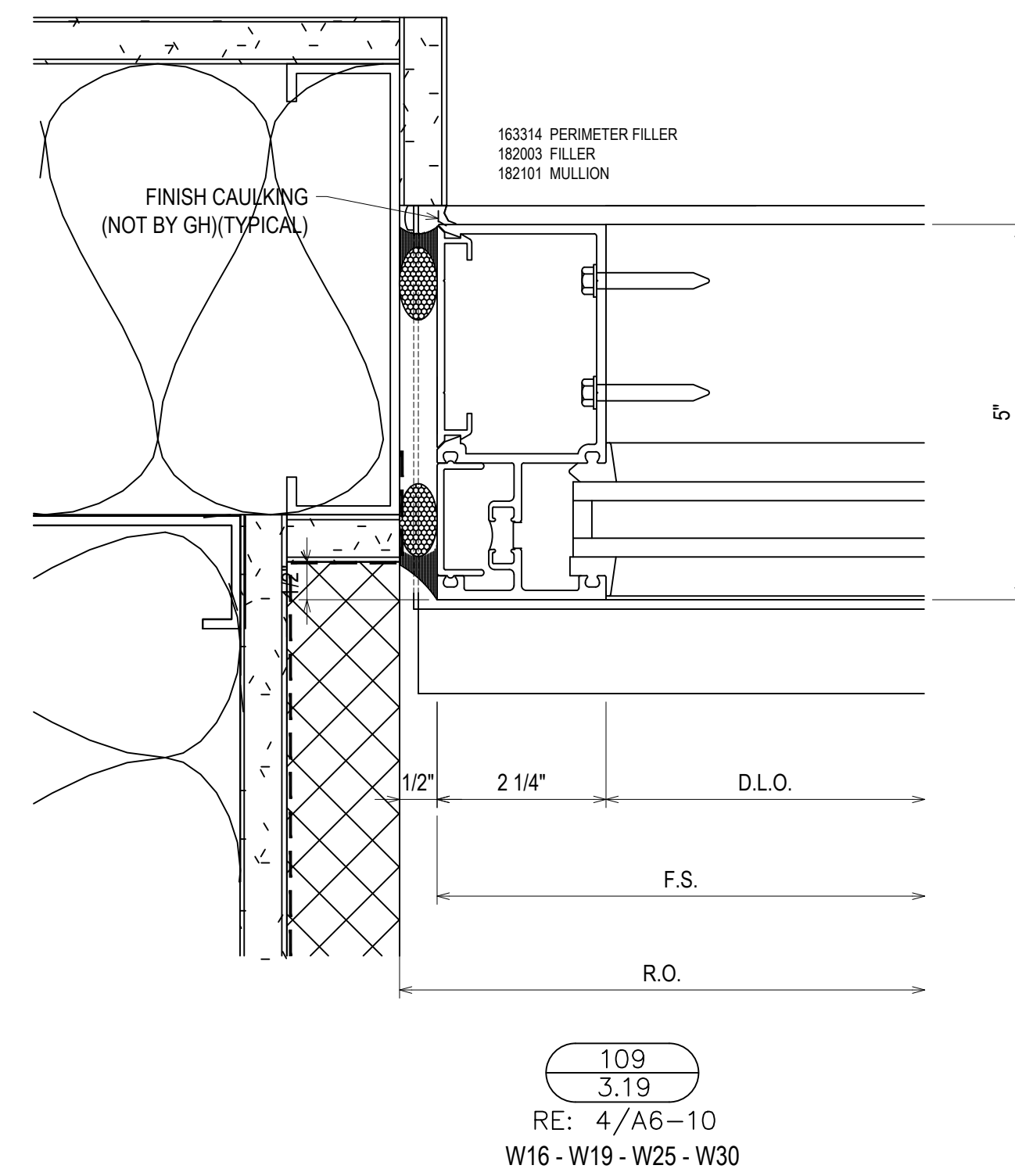
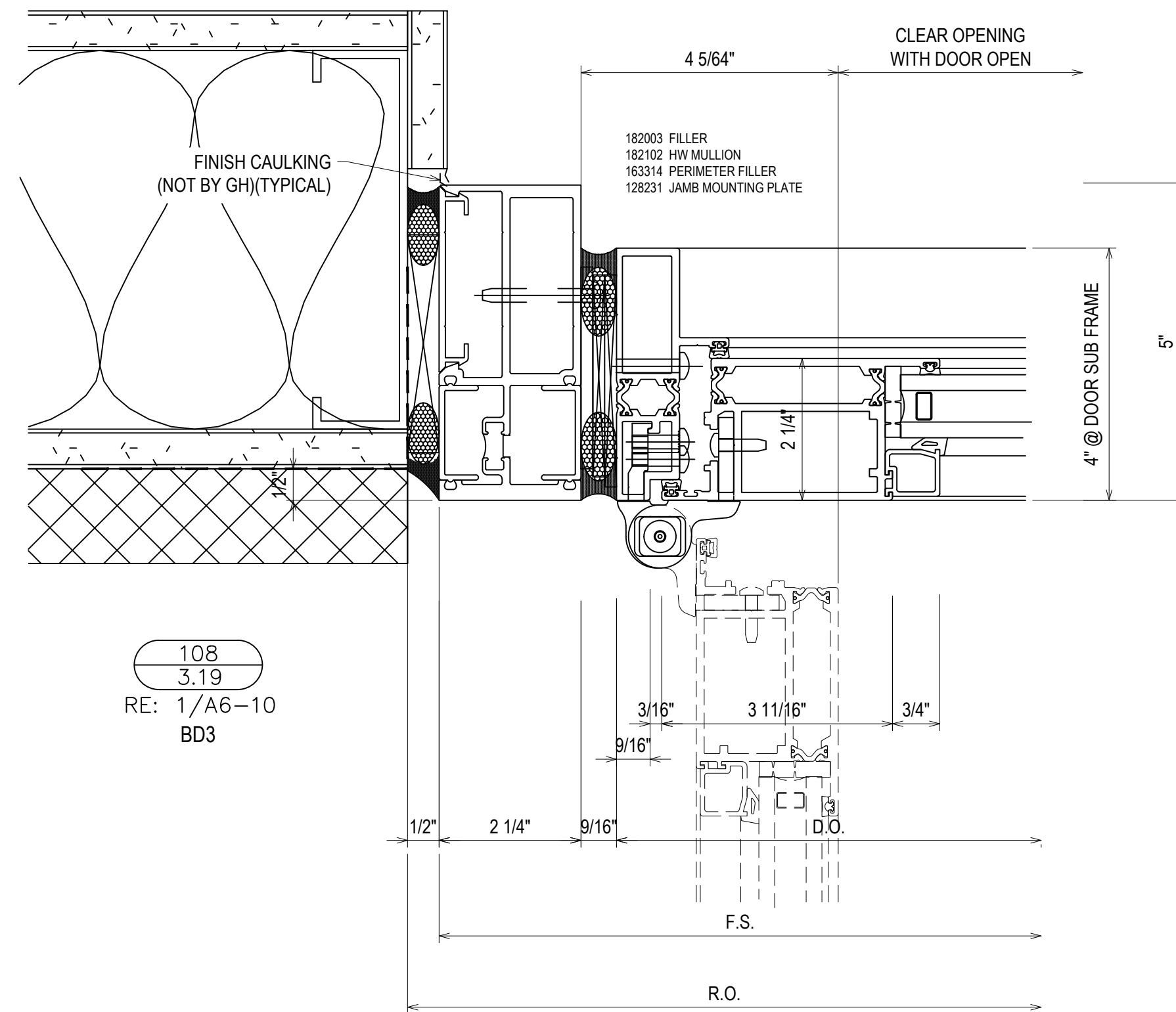
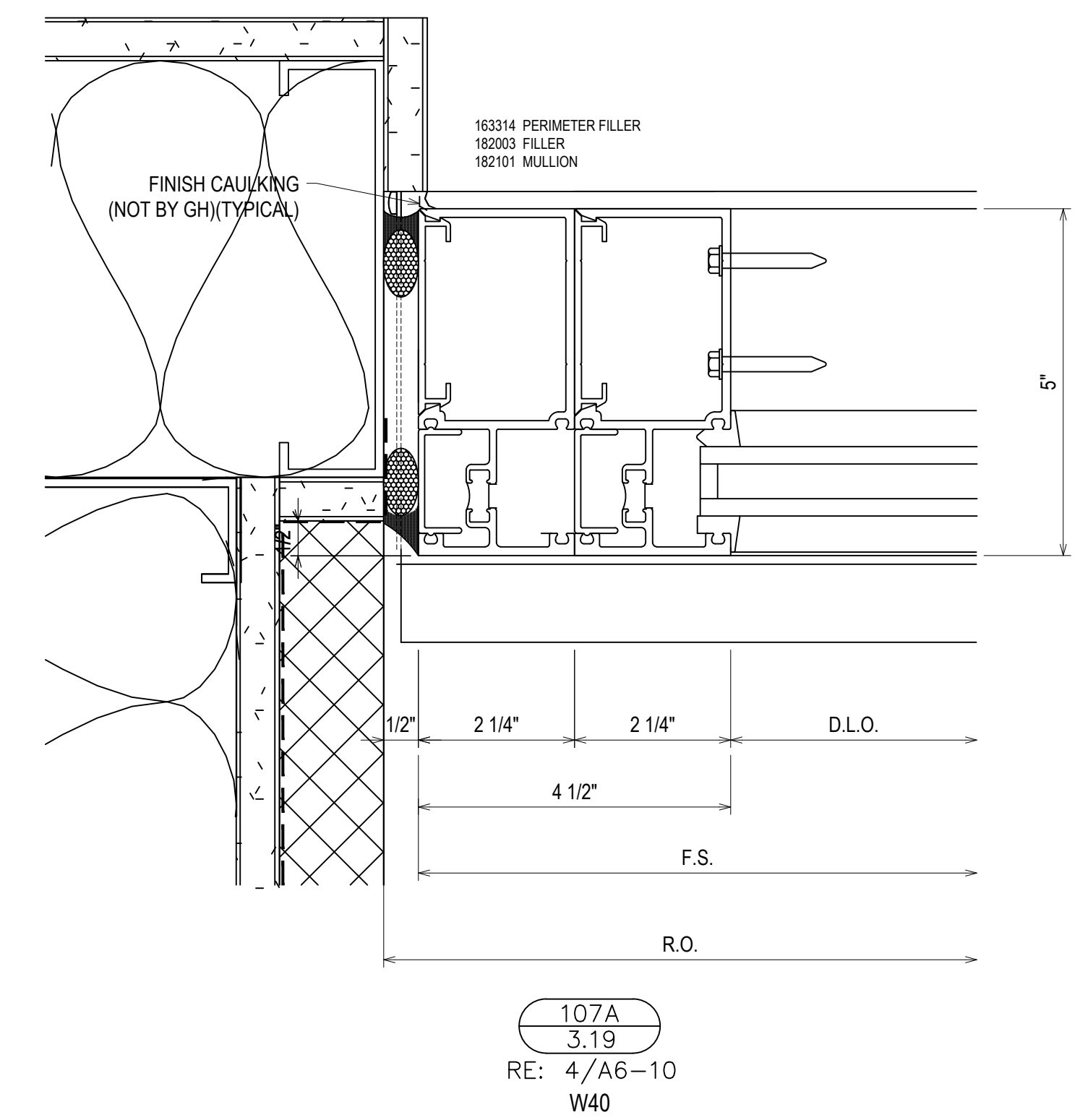
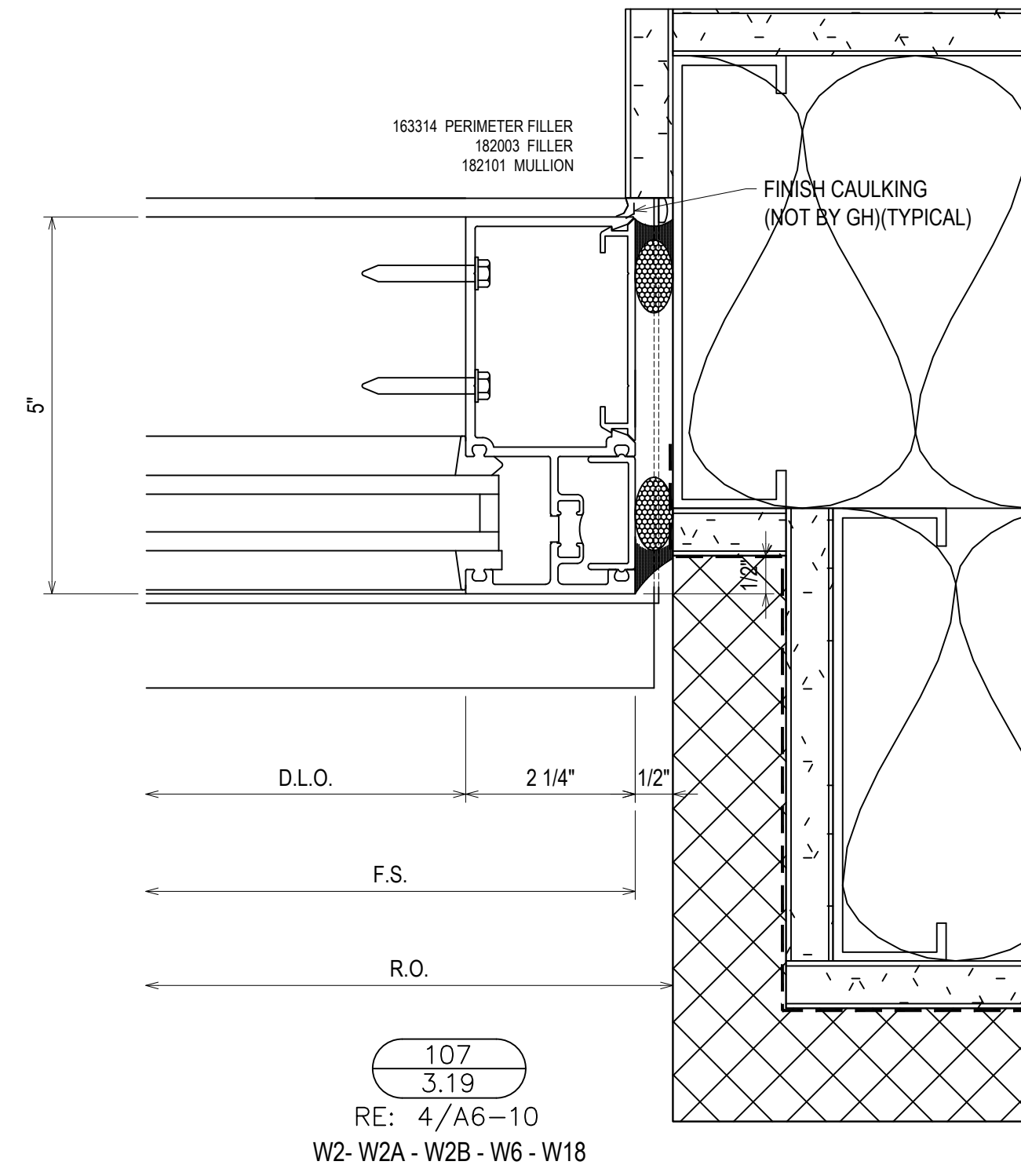
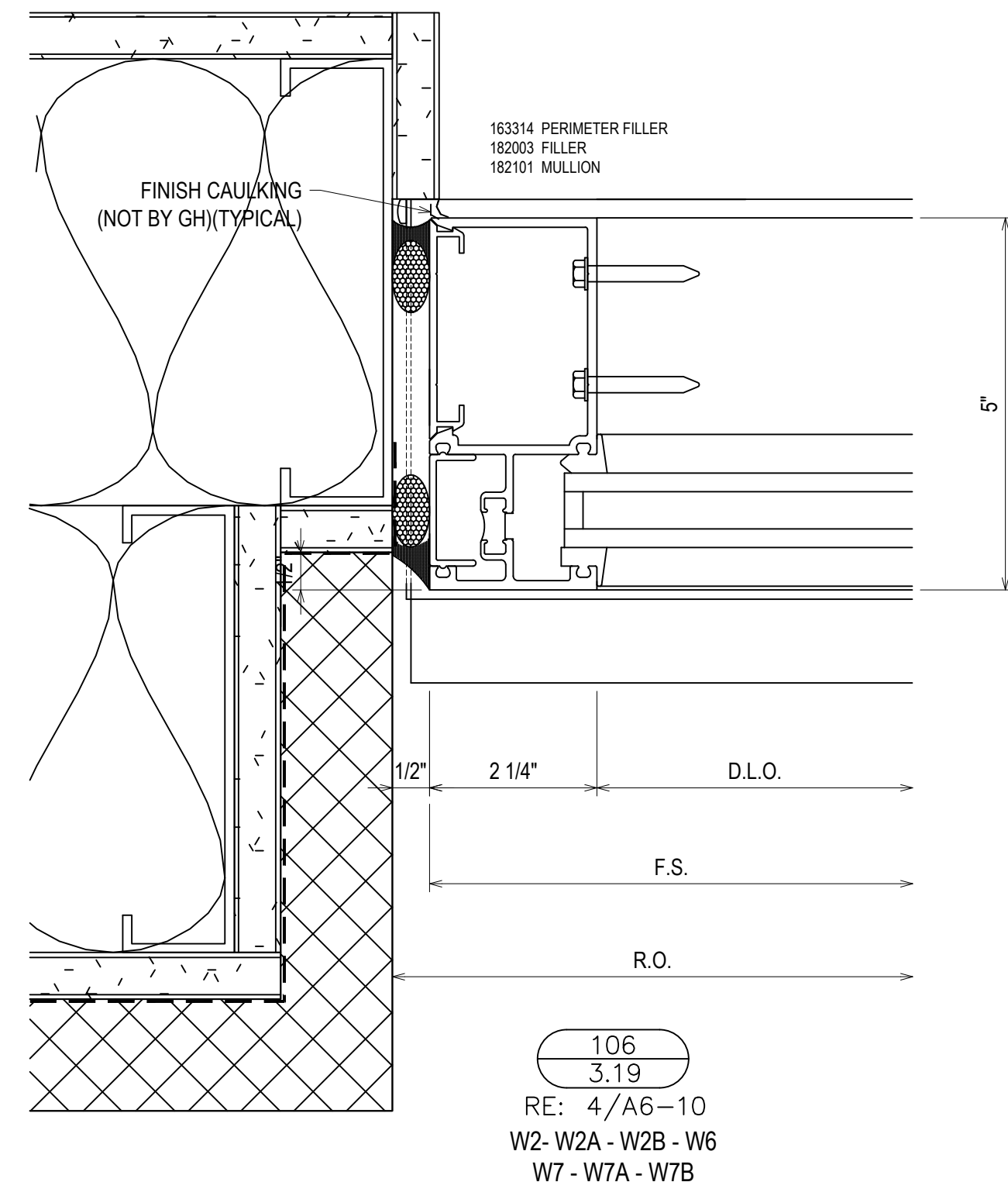
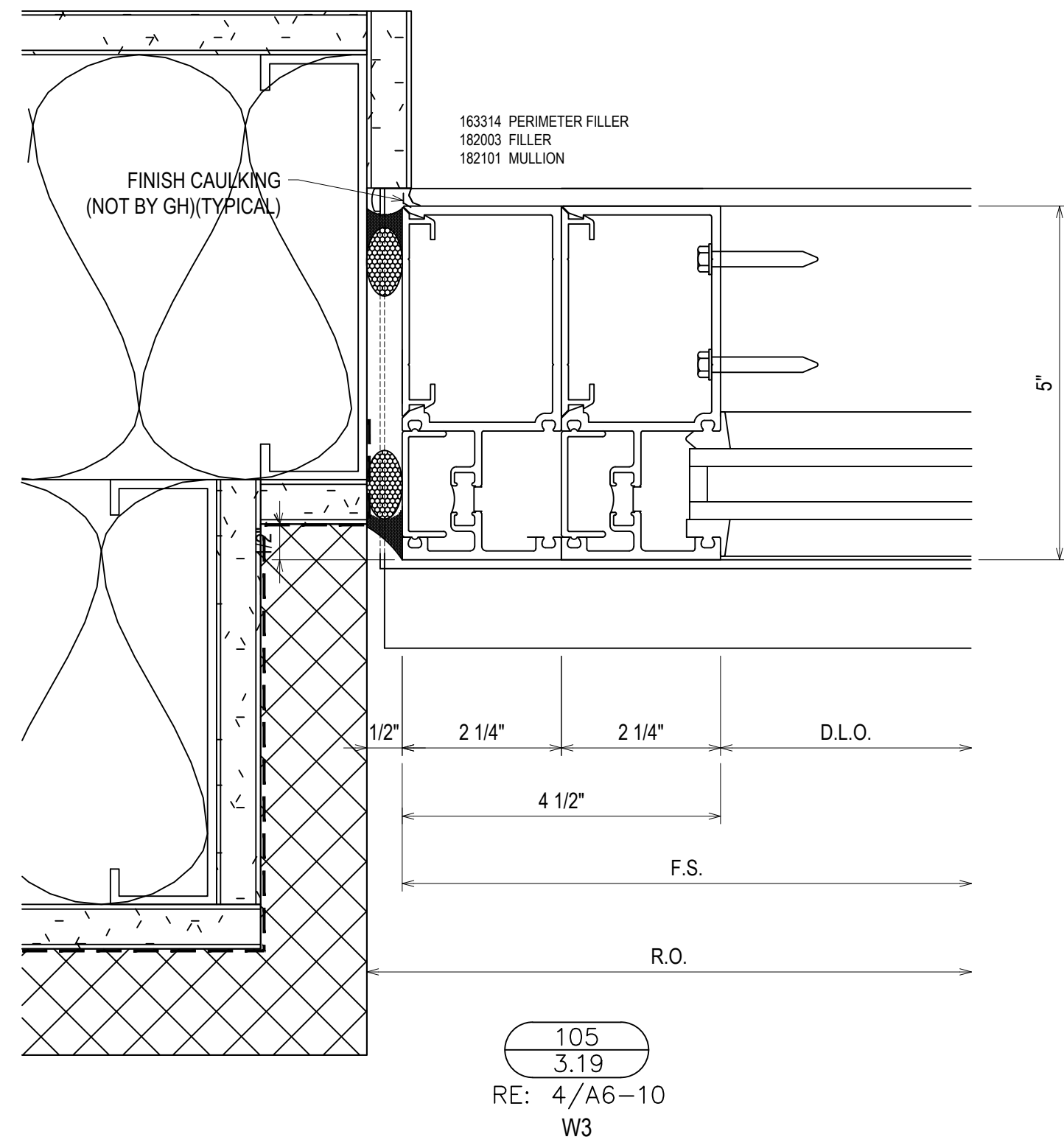
| REV. | DESCRIPTION | DATE |
|------|--------------|----------|
| A | 1ST REVISION | 10/24/18 |
| B | 2ND REVISION | 12/12/18 |

CAMPERDOWN APARTMENTS
GREENVILLE, SC 29602



| DRAWN BY | DATE |
|-------------|----------|
| CW | 09.24.18 |
| APPROVED BY | DATE |
| PA | 09.24.18 |
| SCALE | AS NOTED |
| FILE NO. | |

3.18



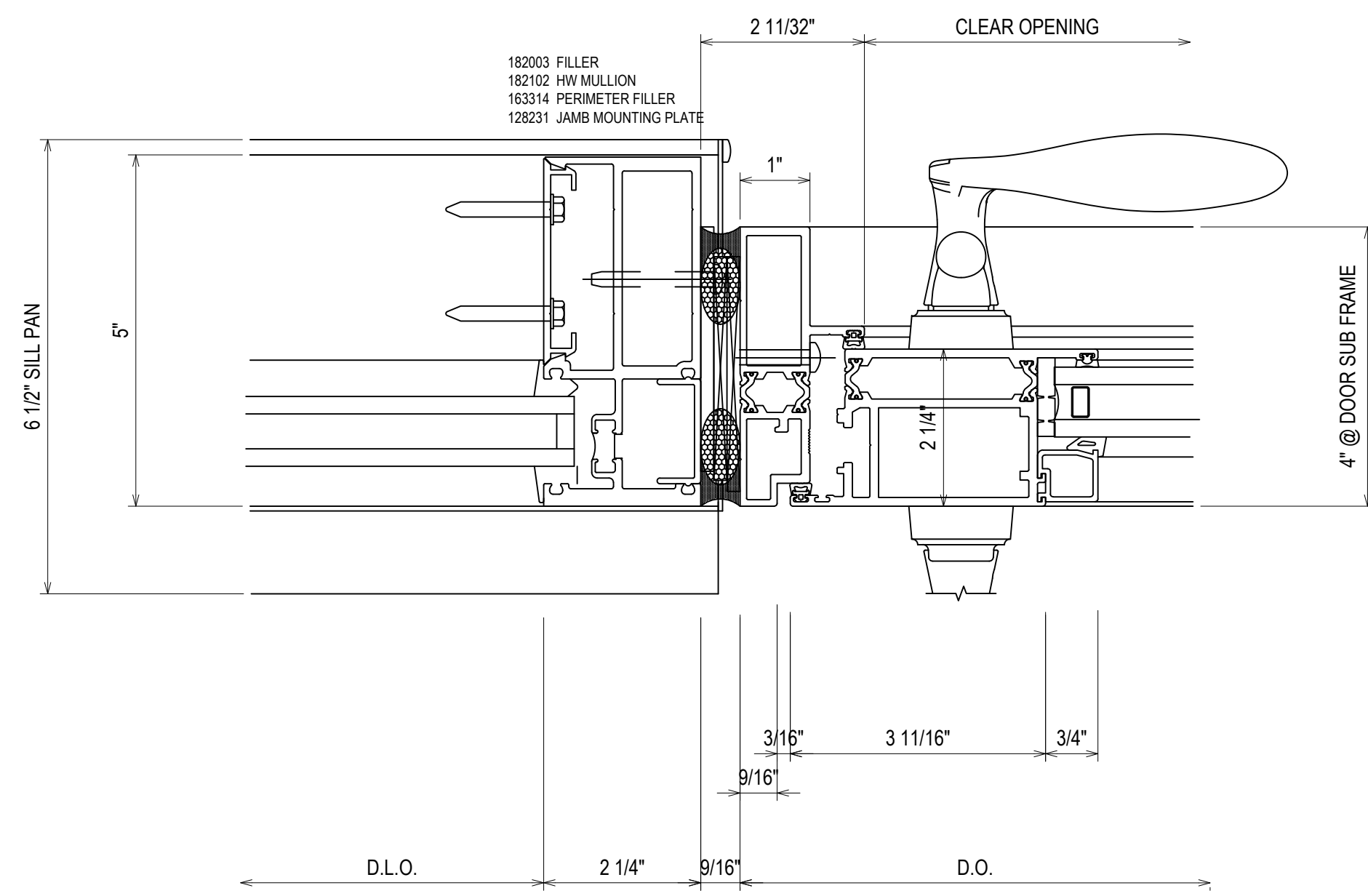
| DATE | DESCRIPTION |
|----------|--------------|
| 10/24/18 | 1ST REVISION |
| 12/12/18 | 2ND REVISION |

CAMPERDOWN APARTMENTS
GREENVILLE, SC 29602

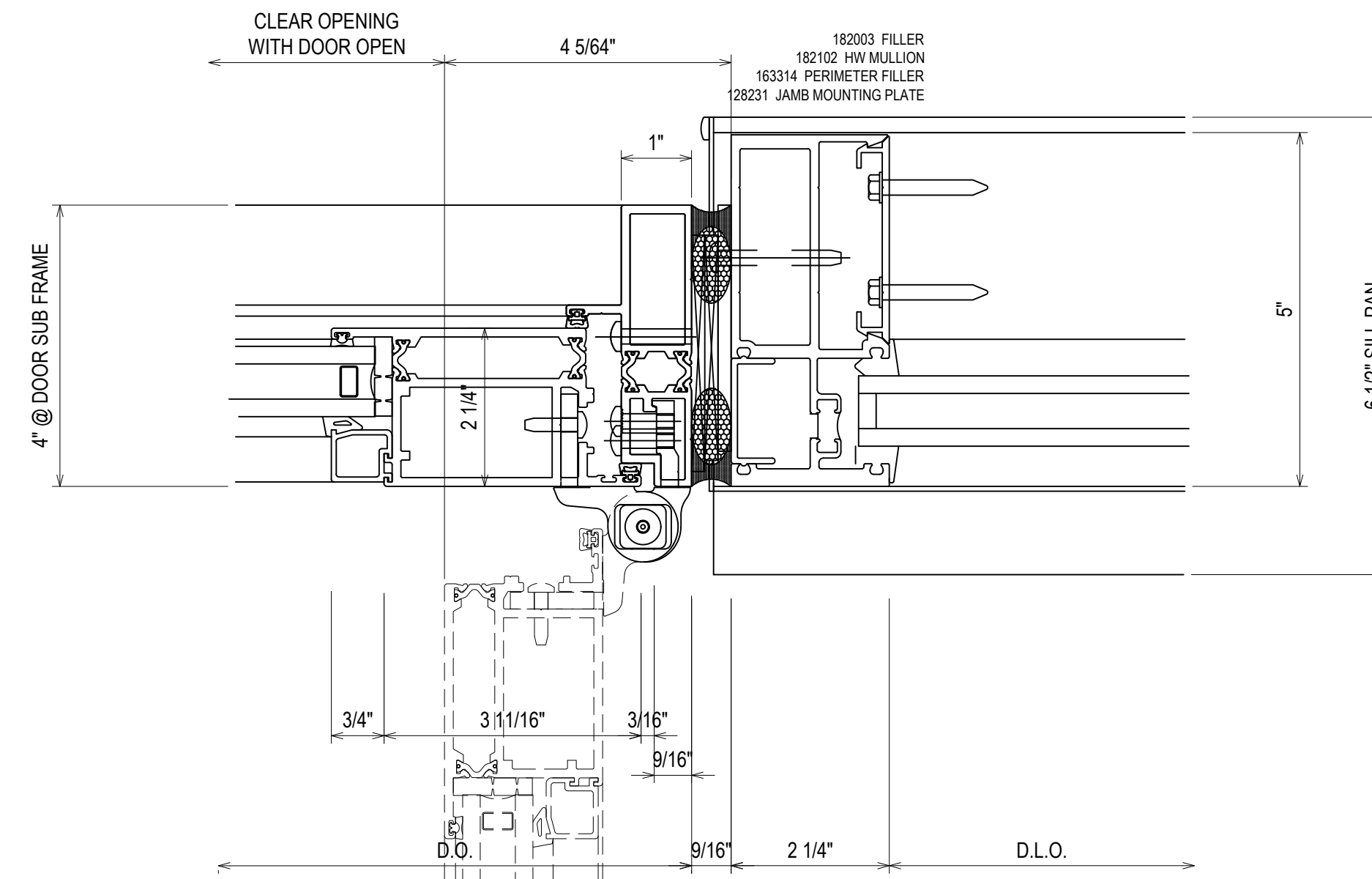
GRAHAM-HODGE ASSOCIATES INC.

| DRAWN BY | DATE |
|-------------|----------|
| CW | 09.24.18 |
| APPROVED BY | DATE |
| PA | 09.24.18 |
| SCALE | FILE NO |
| AS NOTED | |

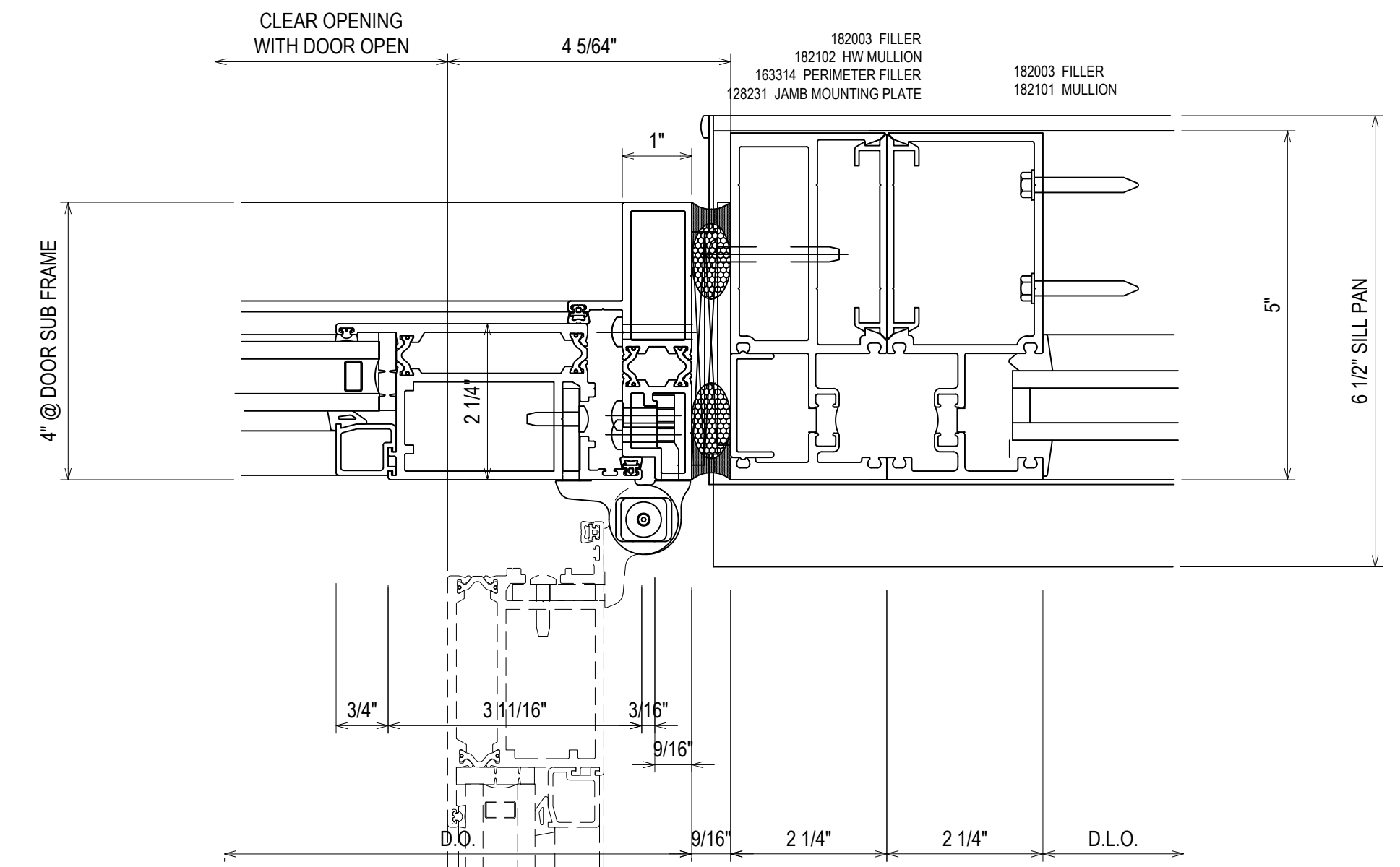
3.19



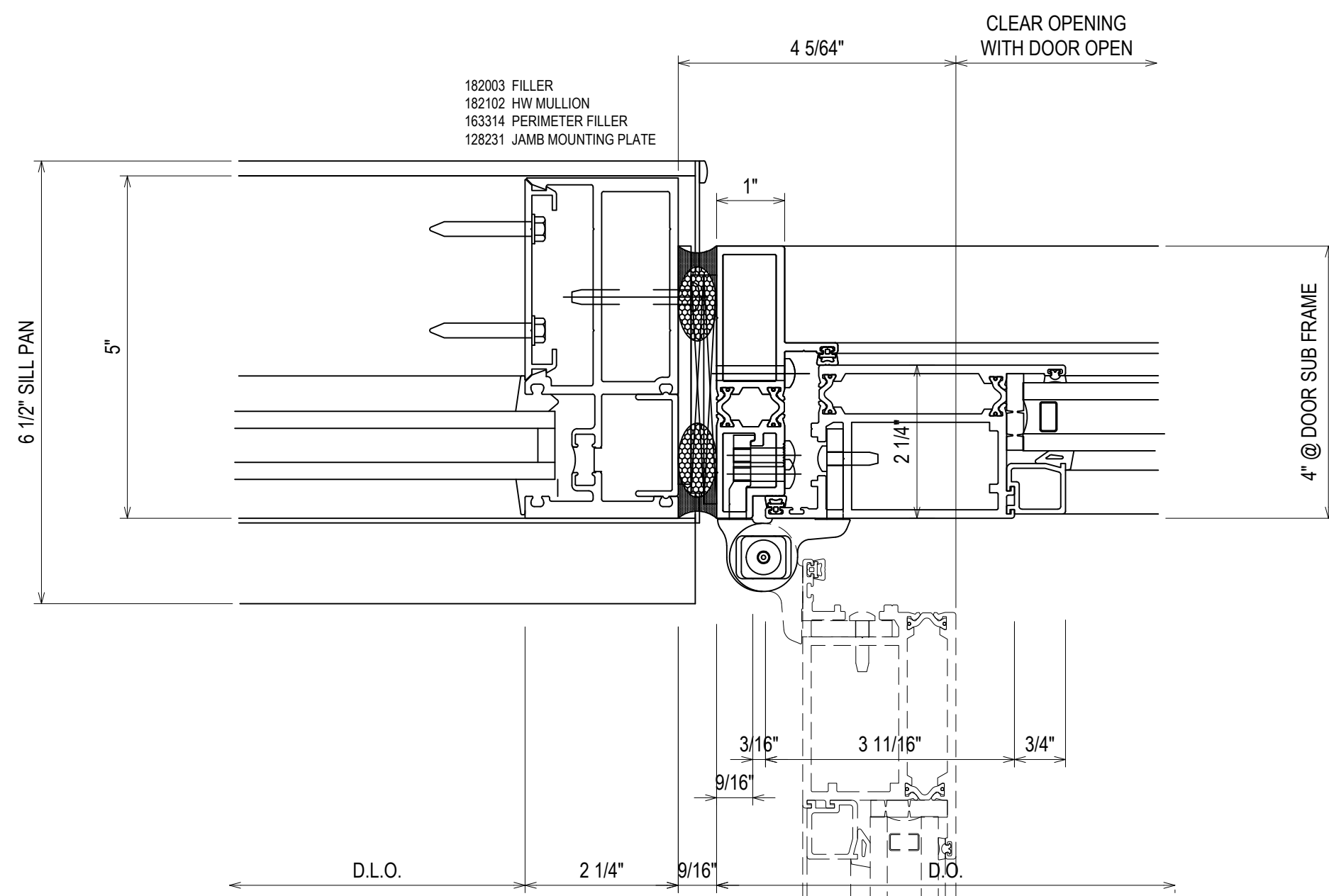
111
3.20
RE: NA
W3 - W5 - W6 - W30



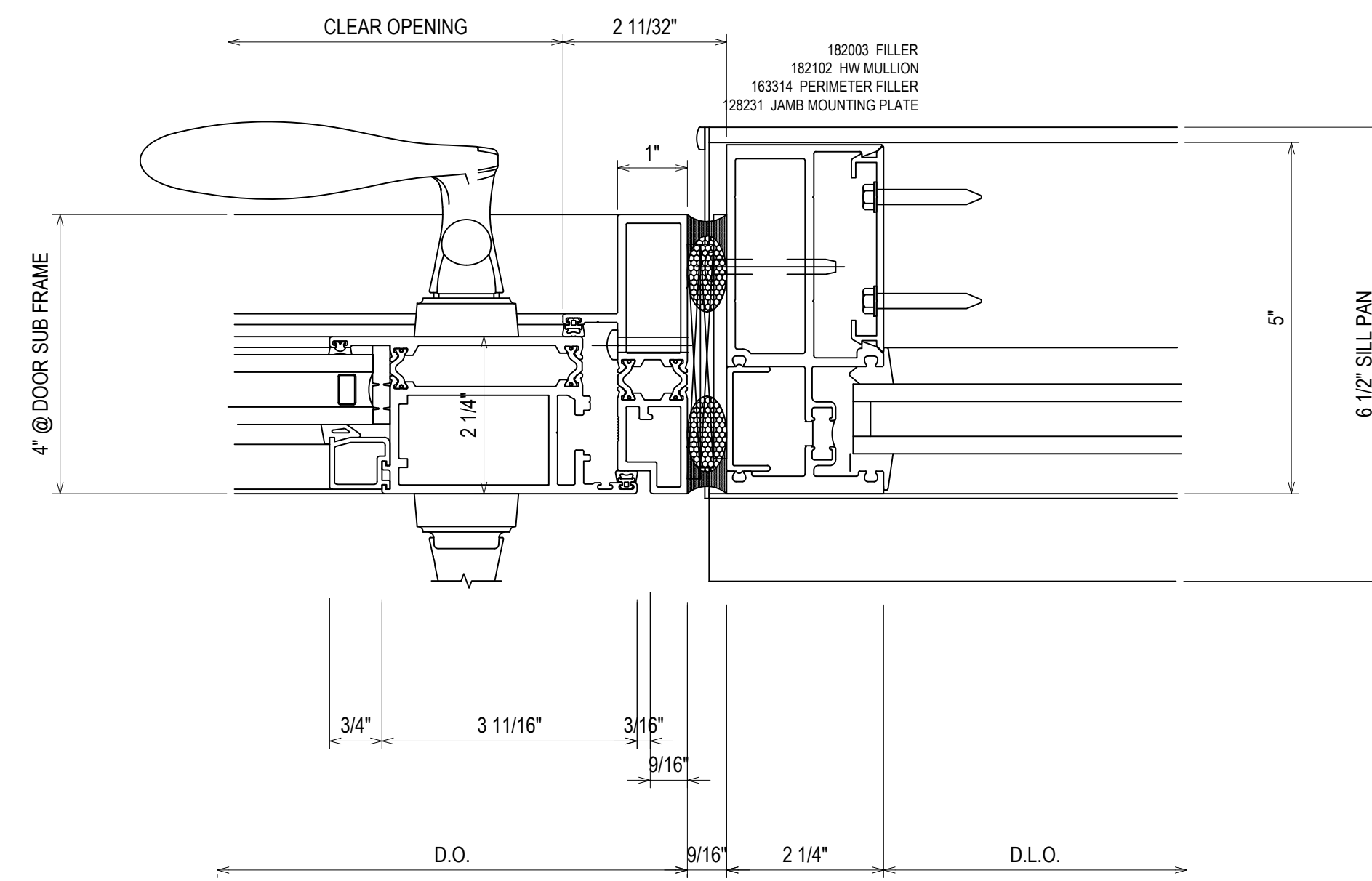
112
3.20
RE: NA
W3 - W5 - W6 - W30



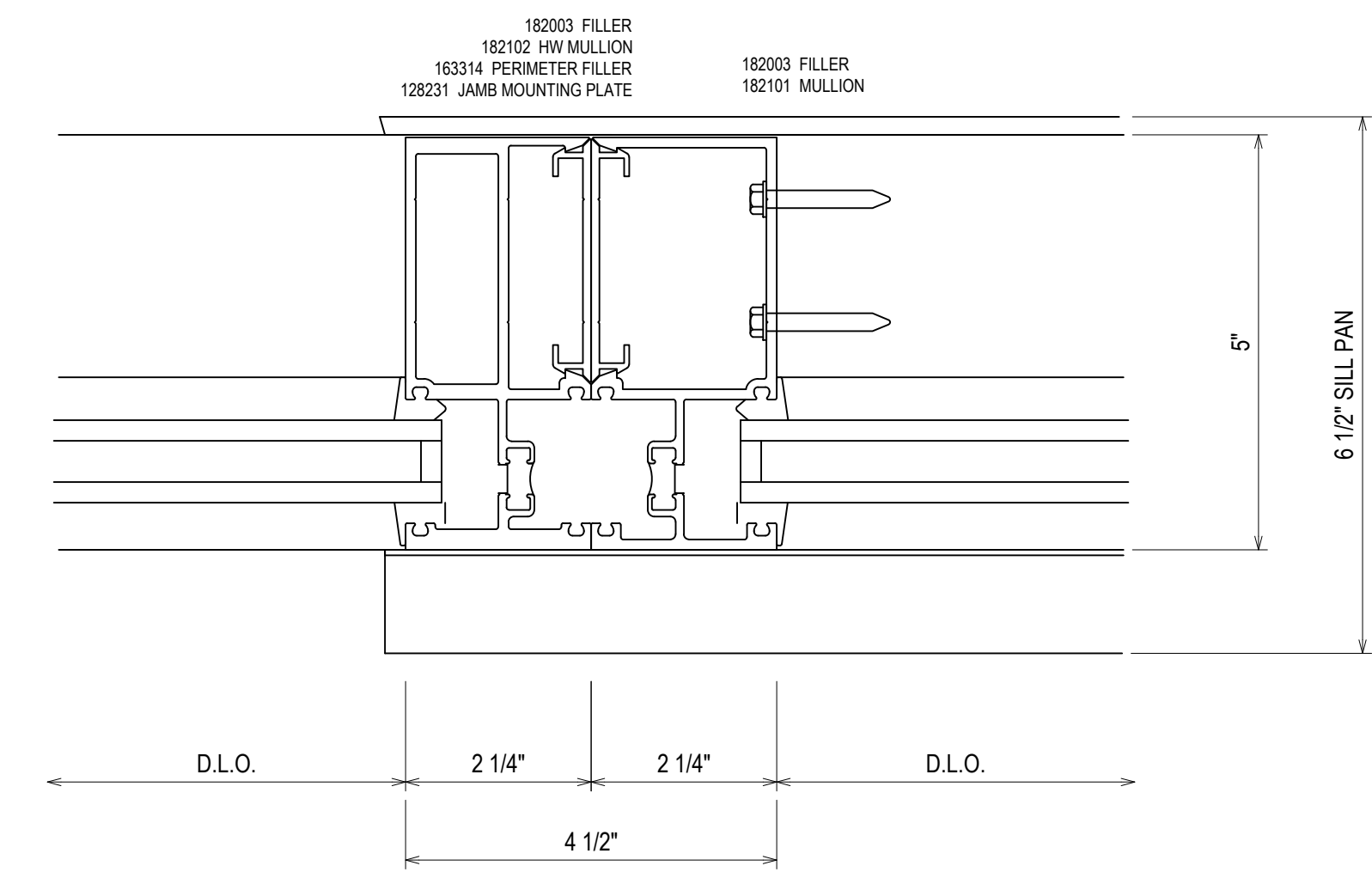
113
3.20
RE: NA
W5



114
3.20
RE: NA
W6 - W19



115
3.20
RE: NA
W5 - W6 - W19



116
3.20
RE: NA
W5

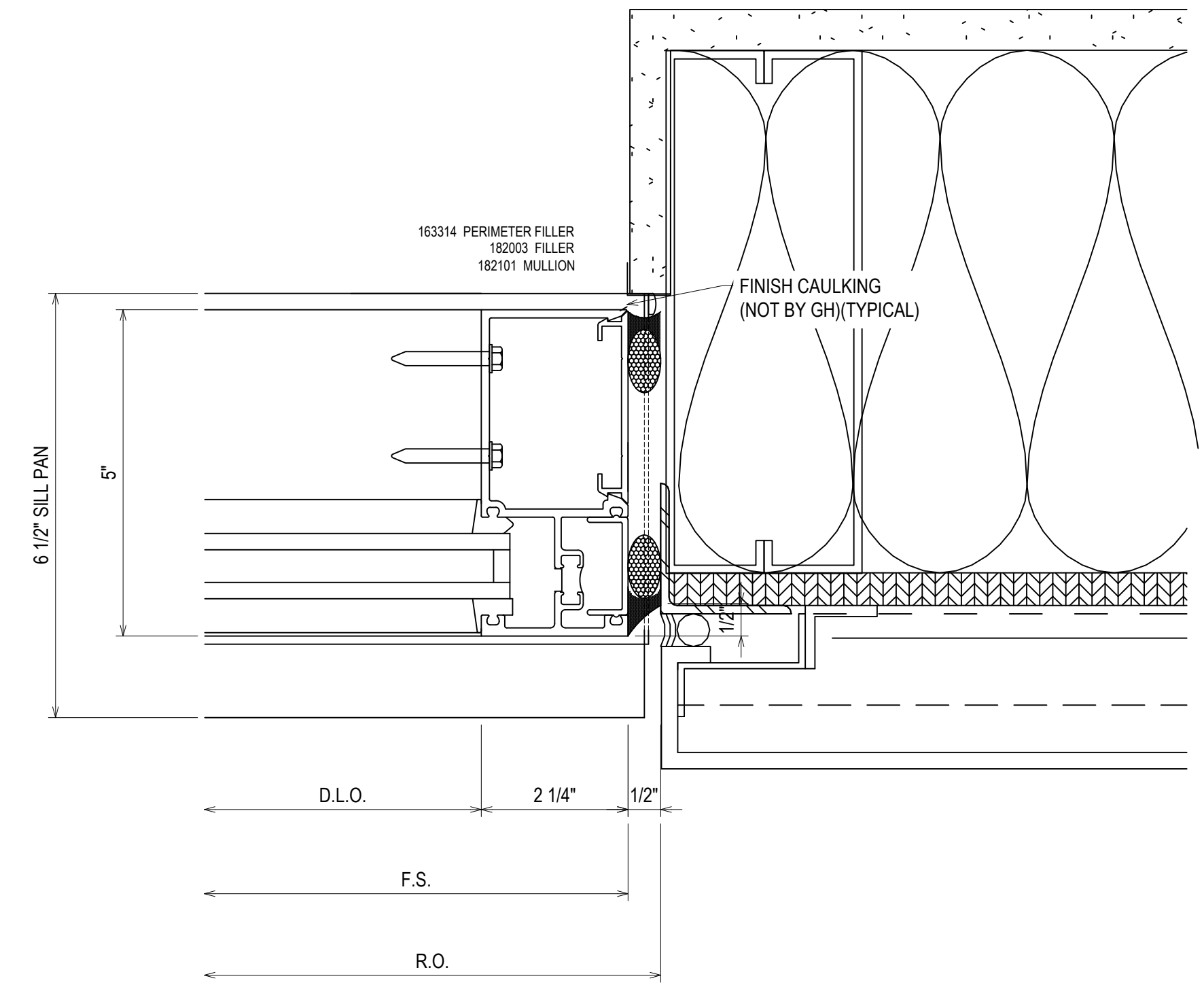
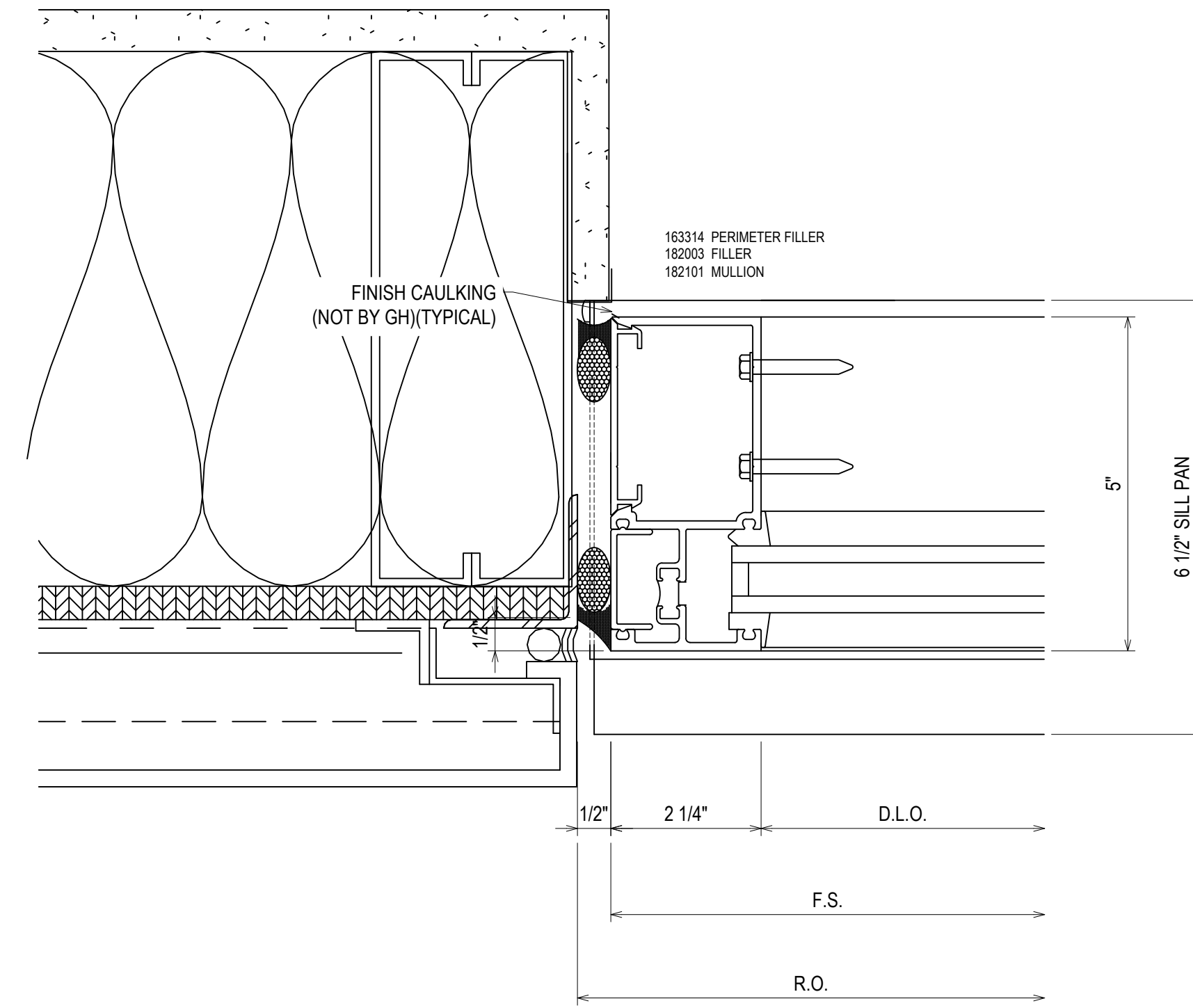
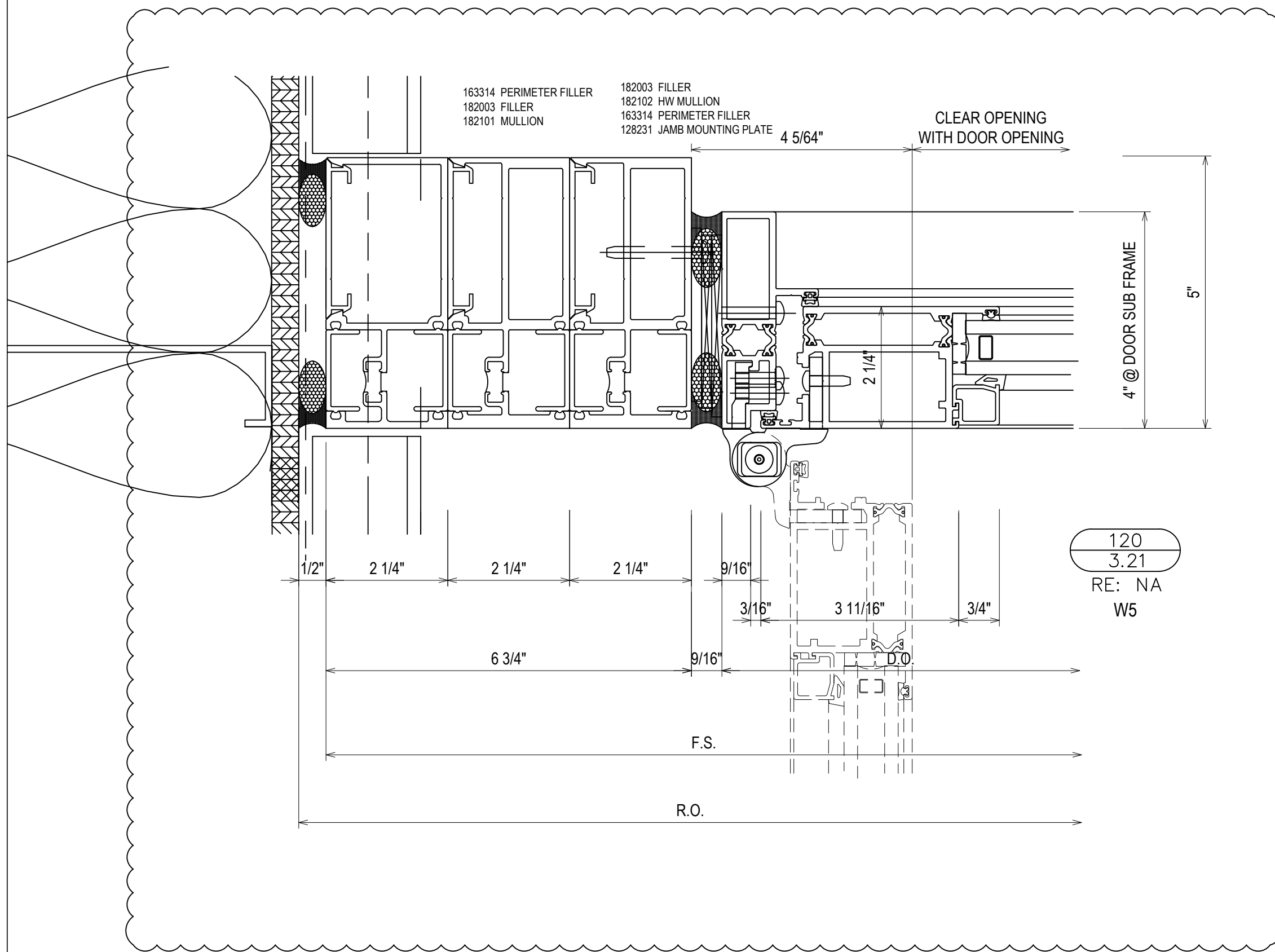
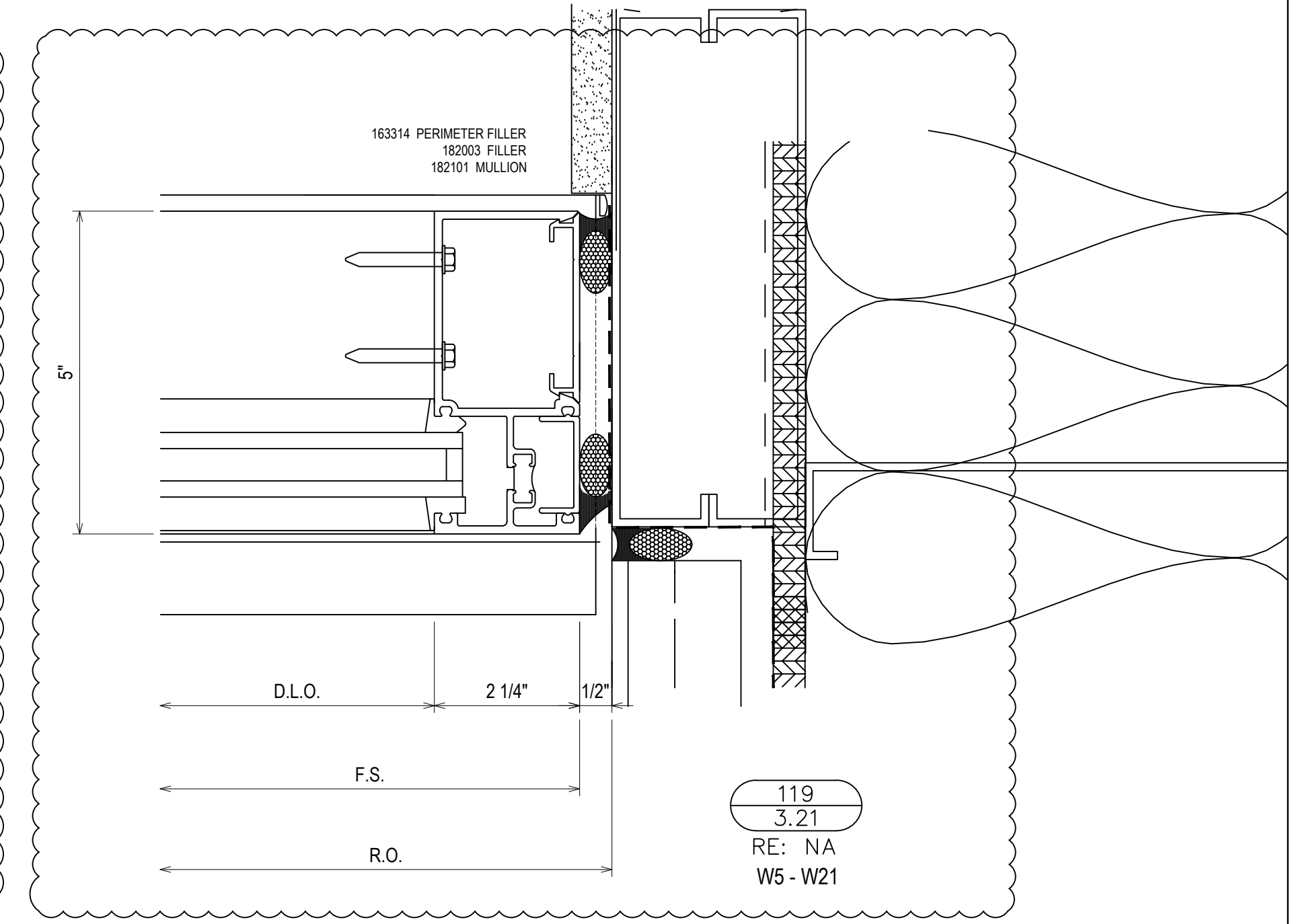
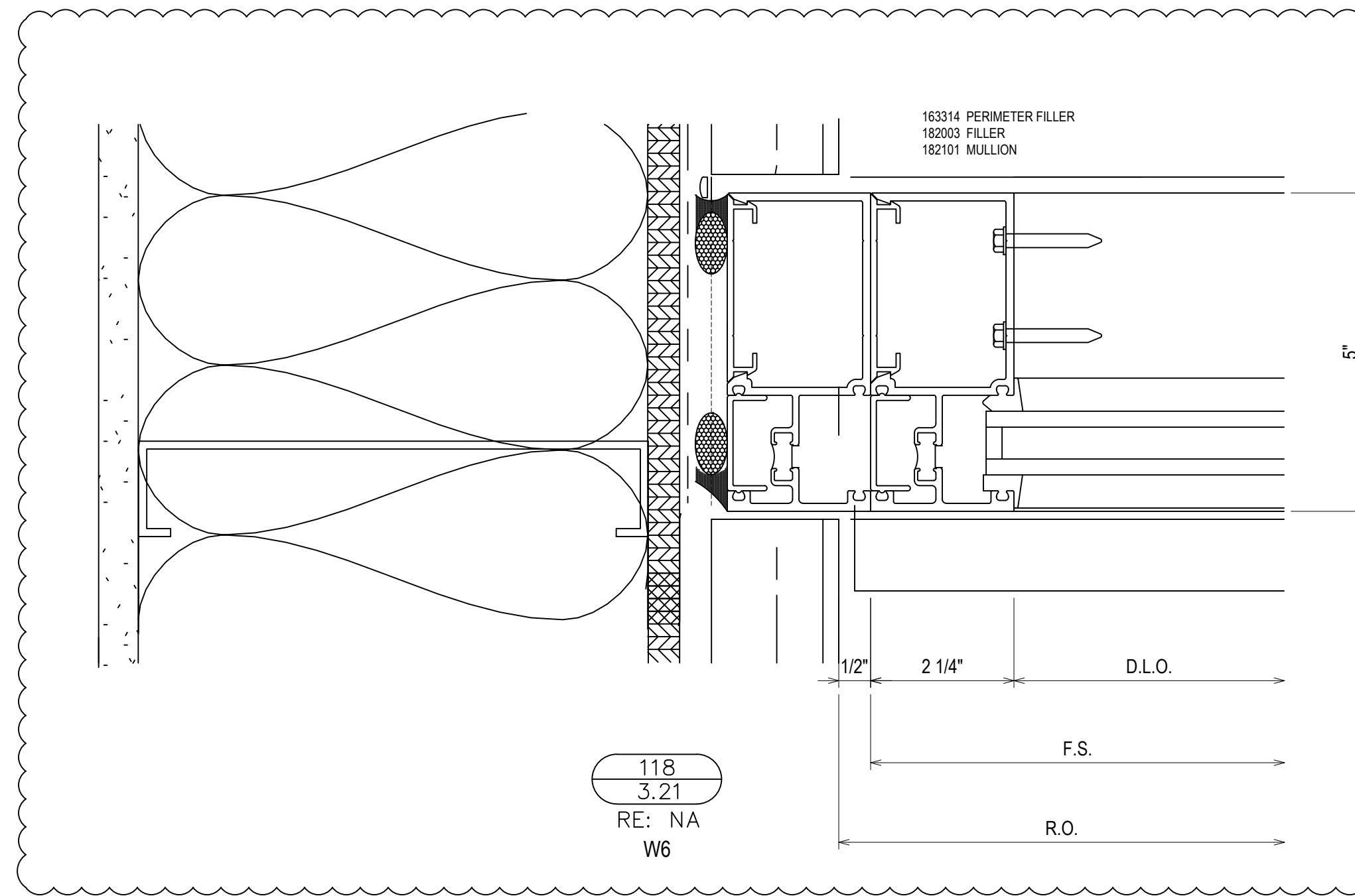
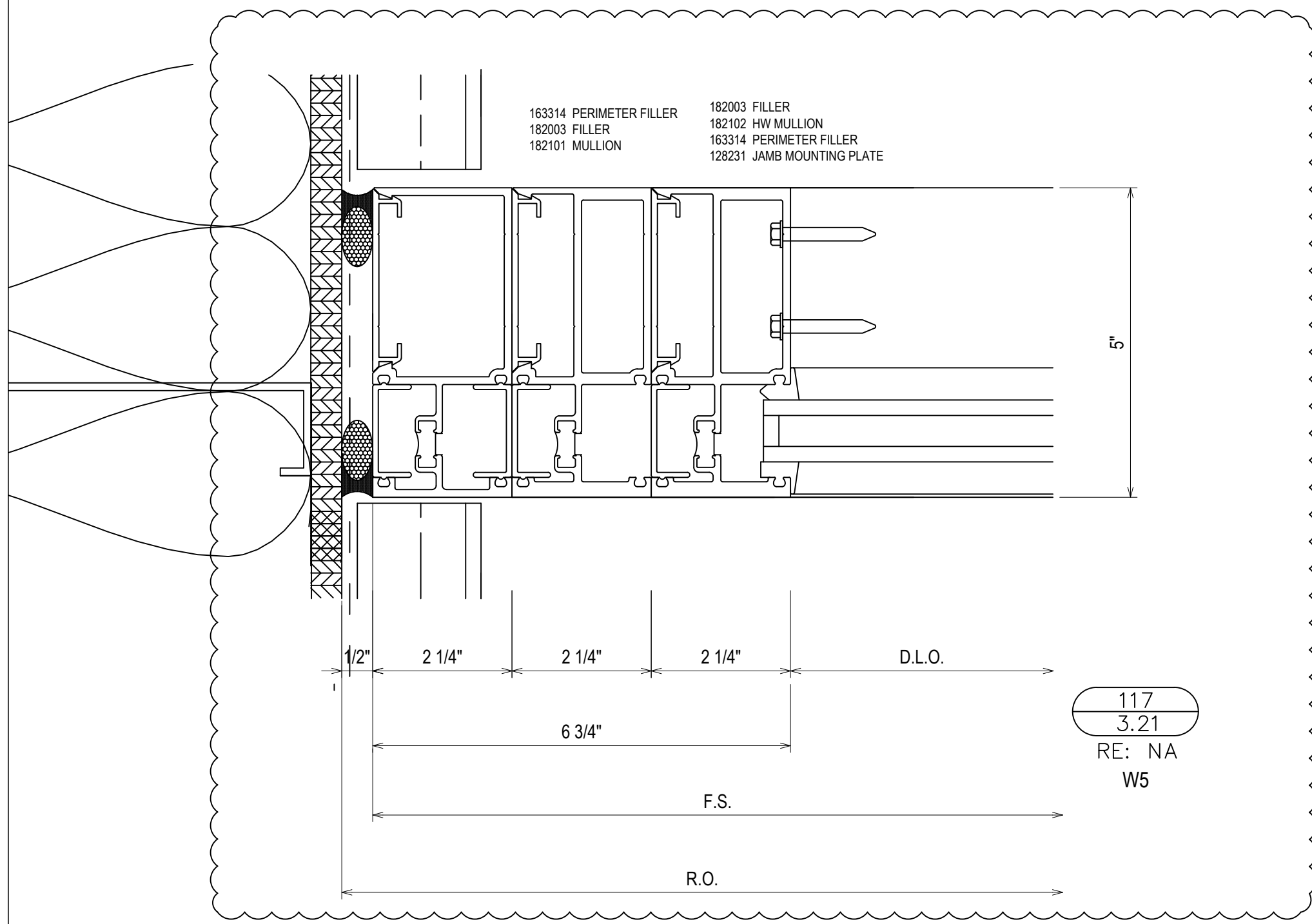
| DATE | DESCRIPTION | REV. |
|----------|----------------------|------|
| 10/23/18 | 157 PERIMETER FILLER | A |
| 12/12/18 | 248 PERIMETER FILLER | B |

CAMPERDOWN APARTMENTS
GREENVILLE, SC 29602



| DRAWN BY | DATE |
|-------------|----------|
| CW | 09.24.18 |
| APPROVED BY | DATE |
| PA | 09.24.18 |
| SCALE | AS NOTED |
| FILE NO. | |

3.20



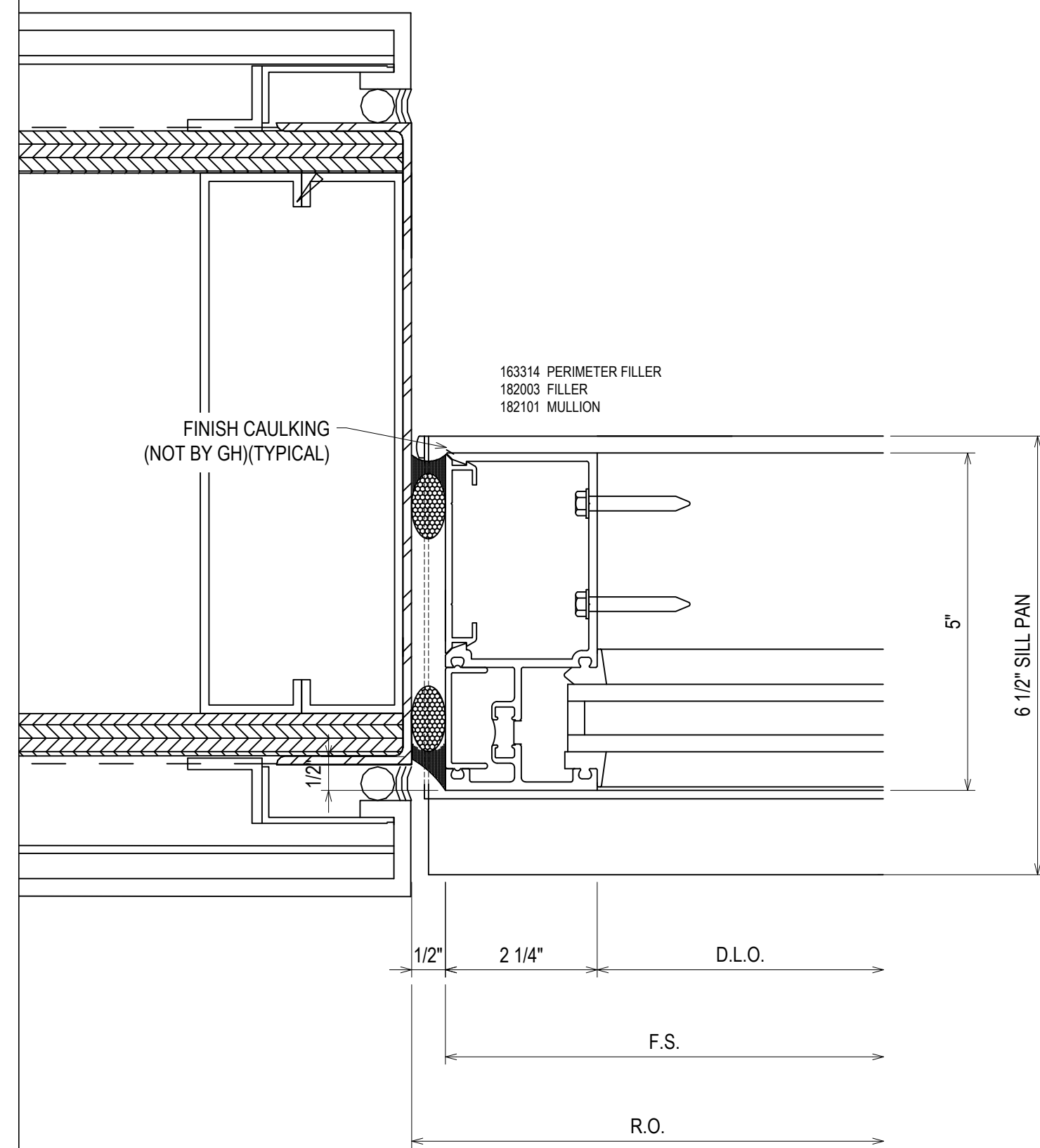
| REV. | DESCRIPTION | DATE |
|------|--------------|----------|
| A | 1ST REVISION | 10/27/18 |
| B | 2ND REVISION | 12/12/18 |

CAMPERDOWN APARTMENTS
GREENVILLE, SC 29602

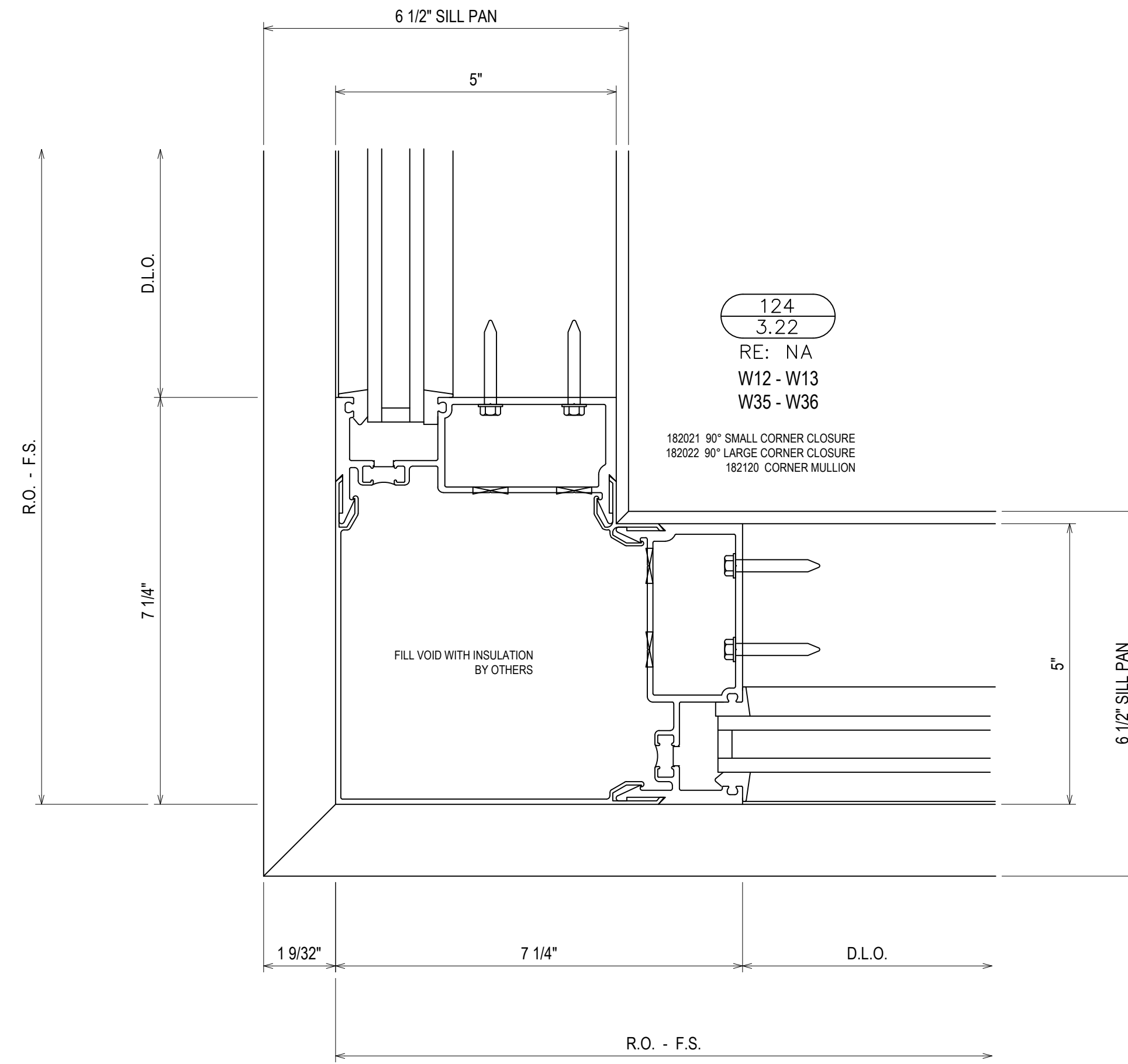


| | |
|-----------------|----------------|
| DRAWN BY: CW | DATE: 09.24.18 |
| APPROVED BY: PA | DATE: 09.24.18 |
| SCALE: AS NOTED | FILE NO: |

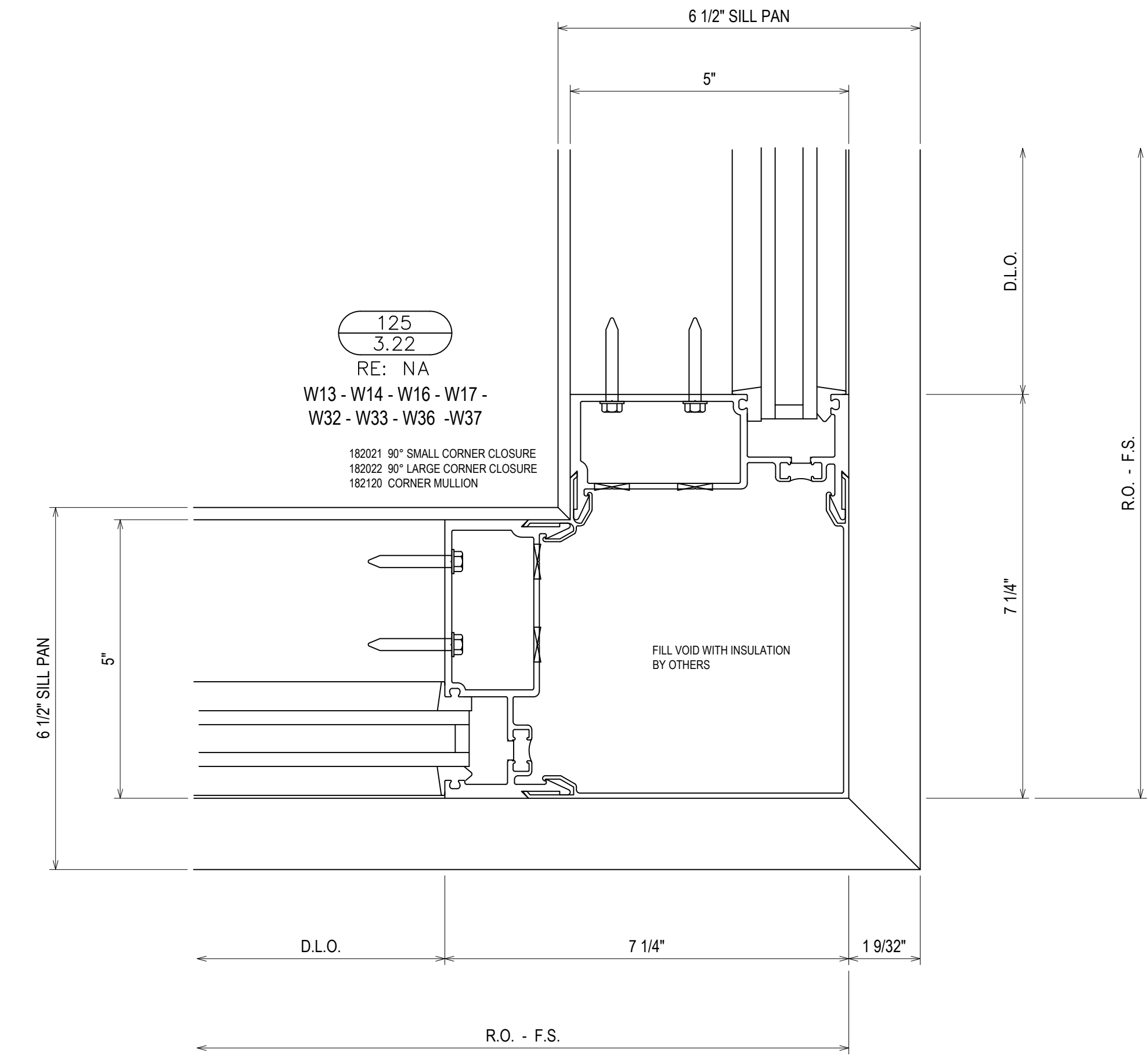
3.21



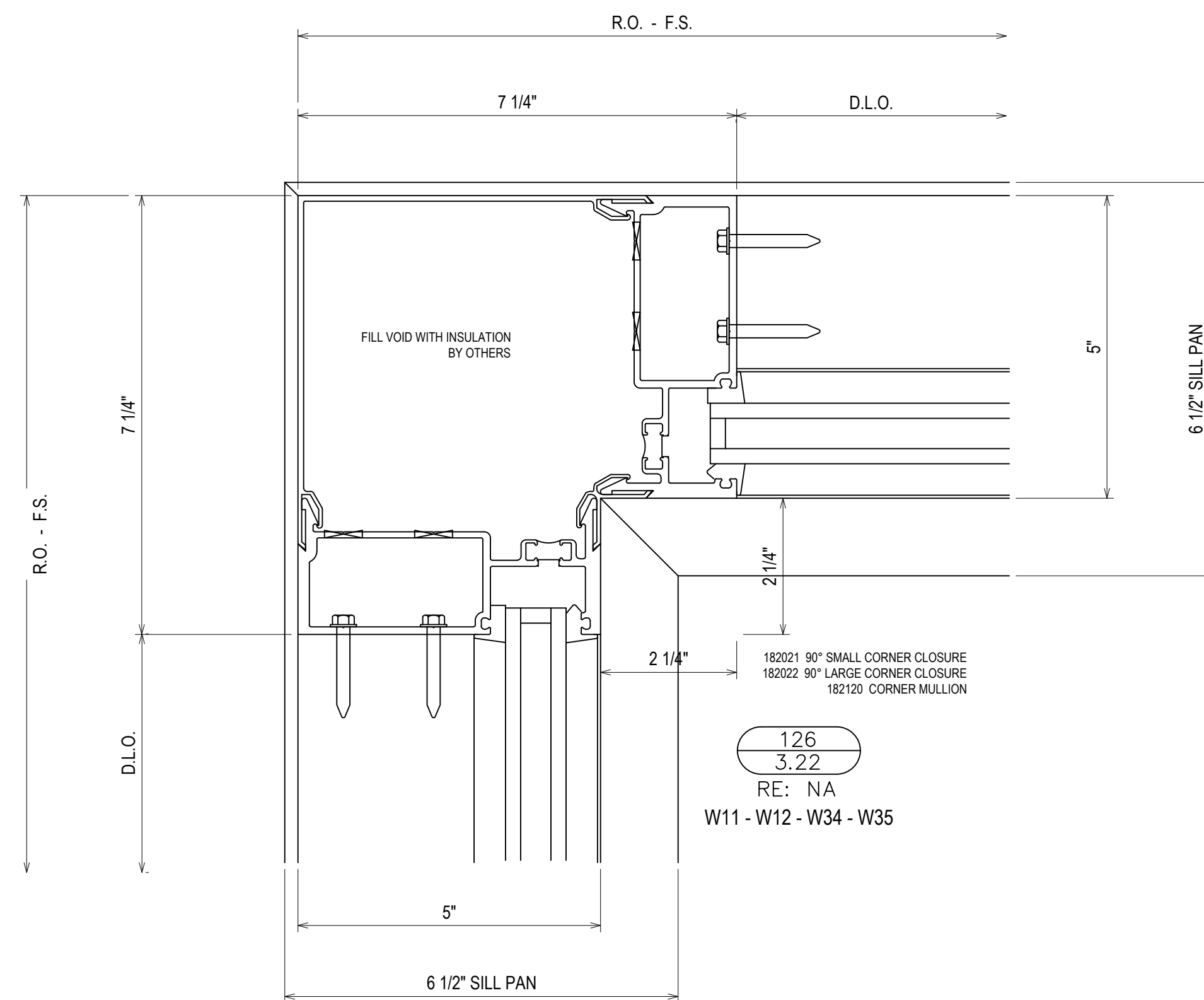
123
3.22
RE: 7/A6-20
G



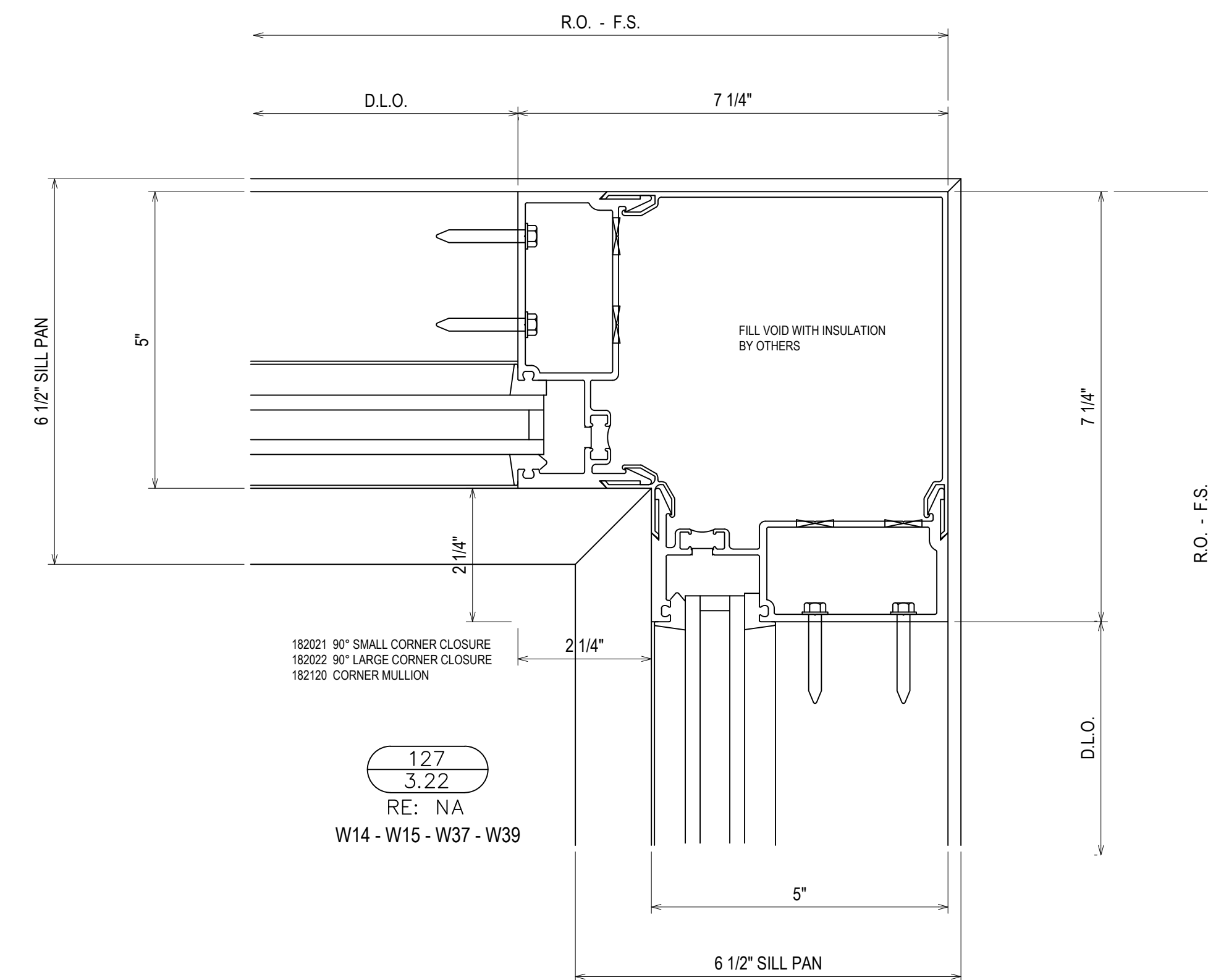
124
3.22
RE: NA
W12 - W13
W35 - W36



125
3.22
RE: NA
W13 - W14 - W16 - W17 -
W32 - W33 - W36 - W37



126
3.22
RE: NA
W11 - W12 - W34 - W35



127
3.22
RE: NA
W14 - W15 - W37 - W39

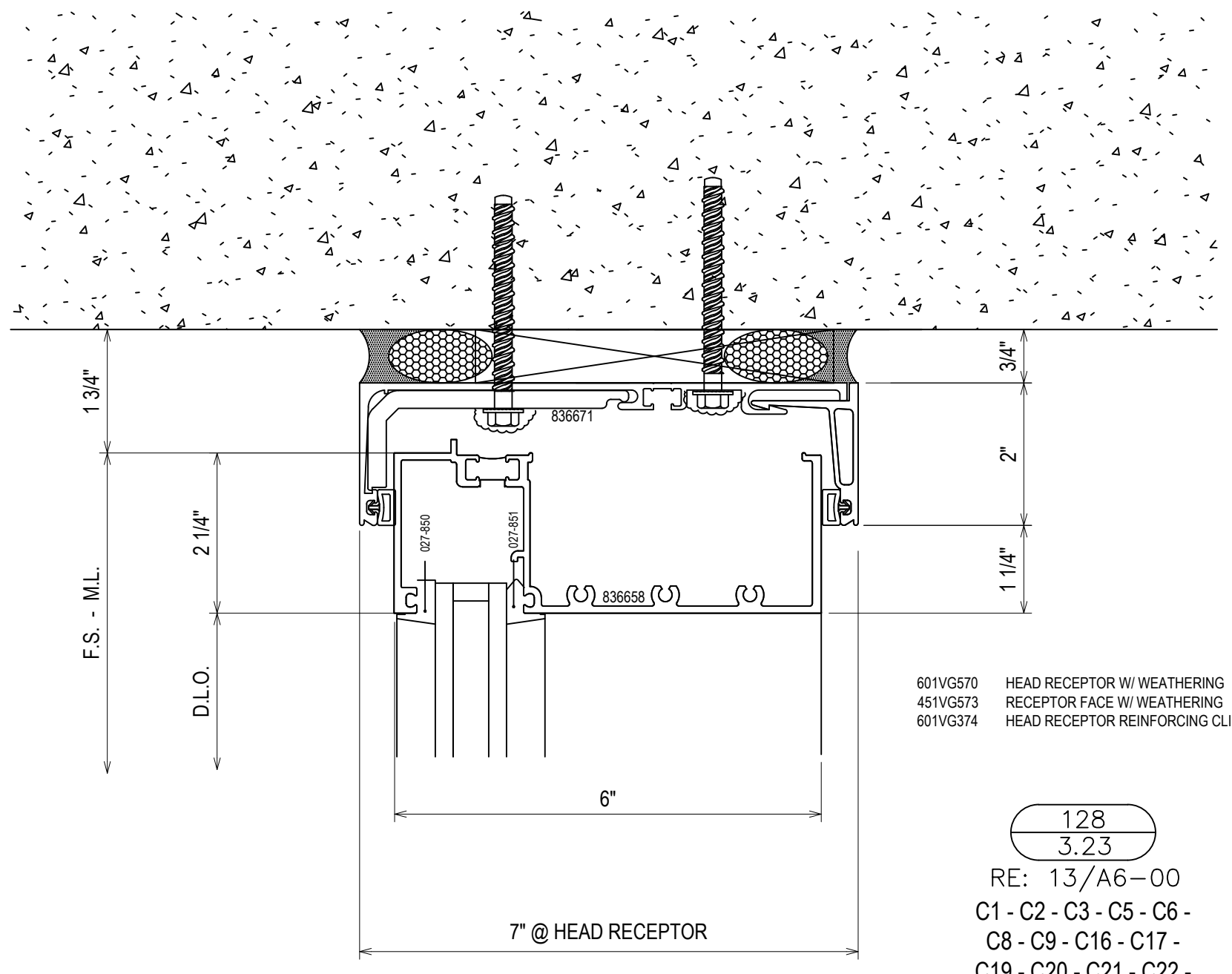
| REV. | DESCRIPTION | DATE |
|------|--------------|----------|
| A | 1ST REVISION | 10/09/18 |
| B | 2ND REVISION | 12/12/18 |

CAMPERDOWN APARTMENTS
GREENVILLE, SC 29602



| | |
|-------------------|------------------|
| DRAWN BY CW | DATE 09.24.18 |
| APPROVED BY PA | DATE 09.24.18 |
| SCALE AS NOTED | FILE NO |

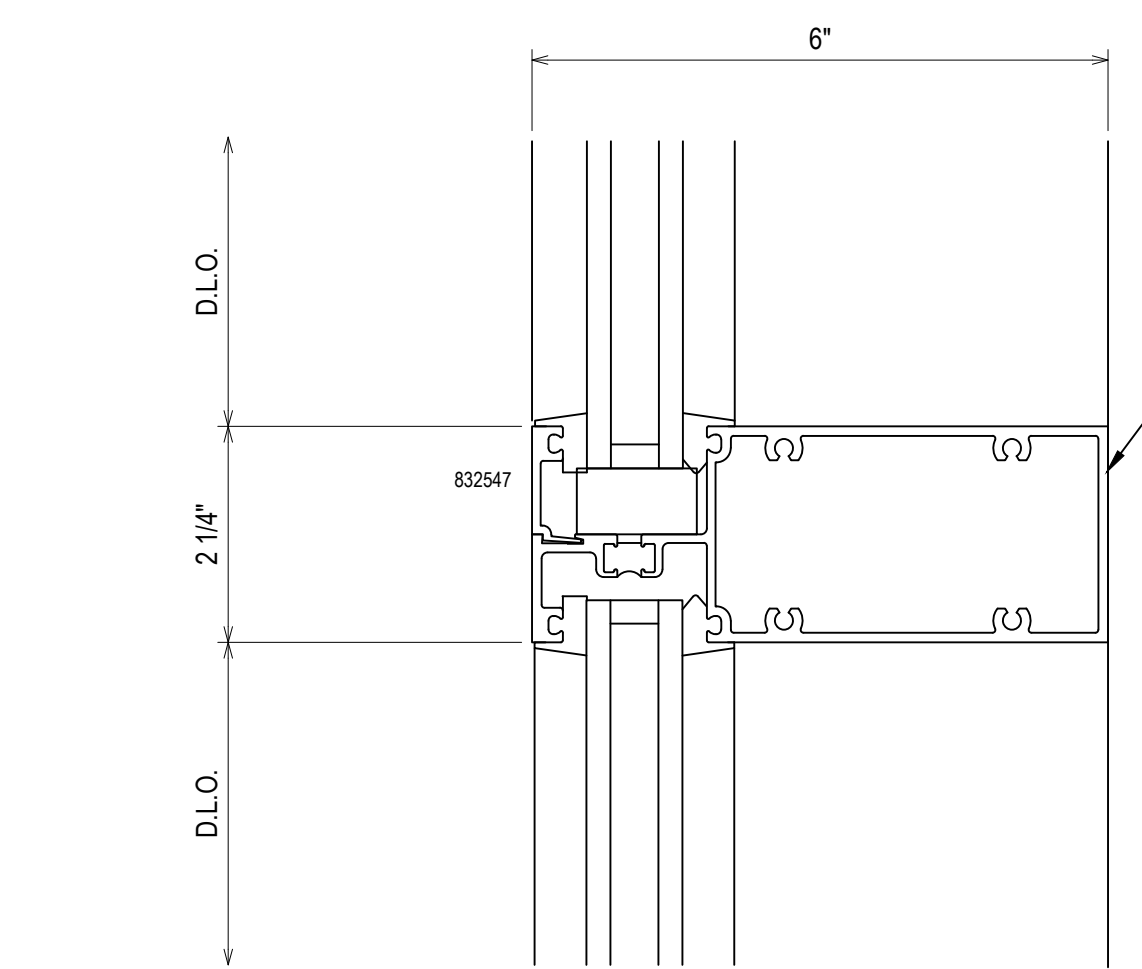
3.22



601VGS70 HEAD RECEPTOR W/ WEATHERING RECEPTOR FACE W/ WEATHERING RECEPTOR REINFORCING CLIP
 451VGS73
 601VGS74

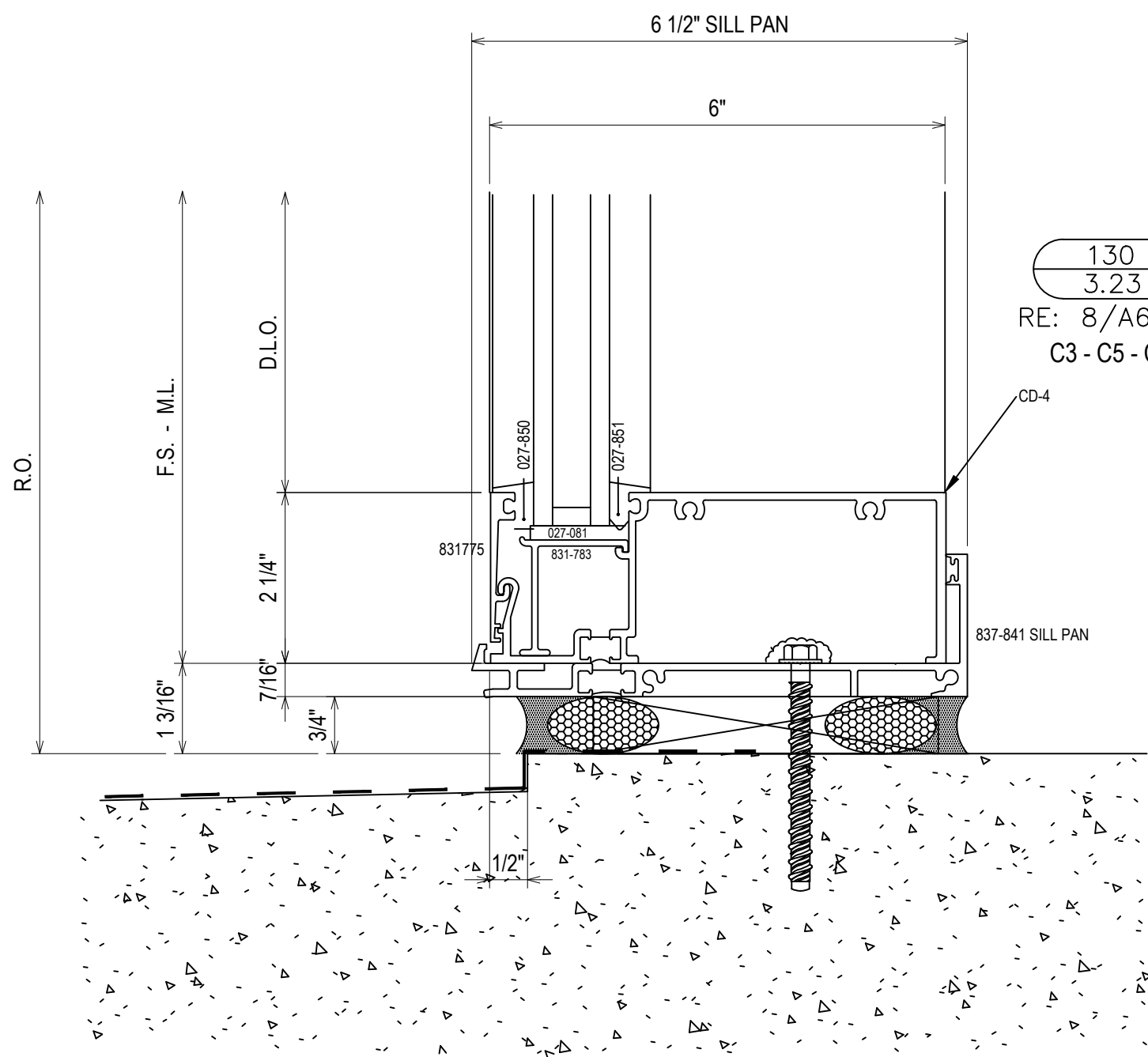
128
 3.23

RE: 13/A6-00
 C1 - C2 - C3 - C5 - C6 - C8 - C9 - C16 - C17 - C19 - C20 - C21 - C22 - C23 - C24 - C25 - C26 - C27 - C28 - C29



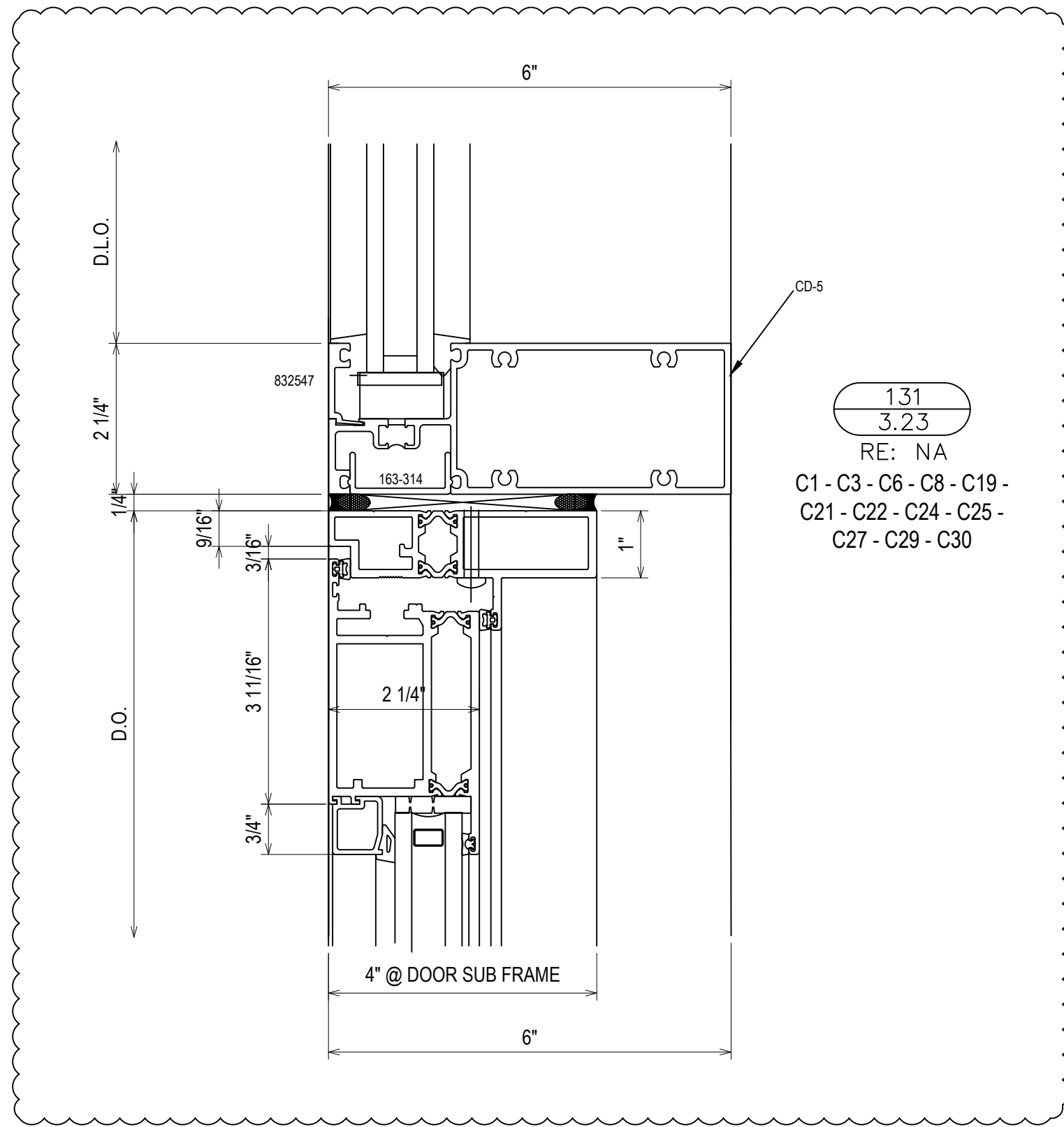
129
 3.23

RE: NA
 6" HORIZONTAL



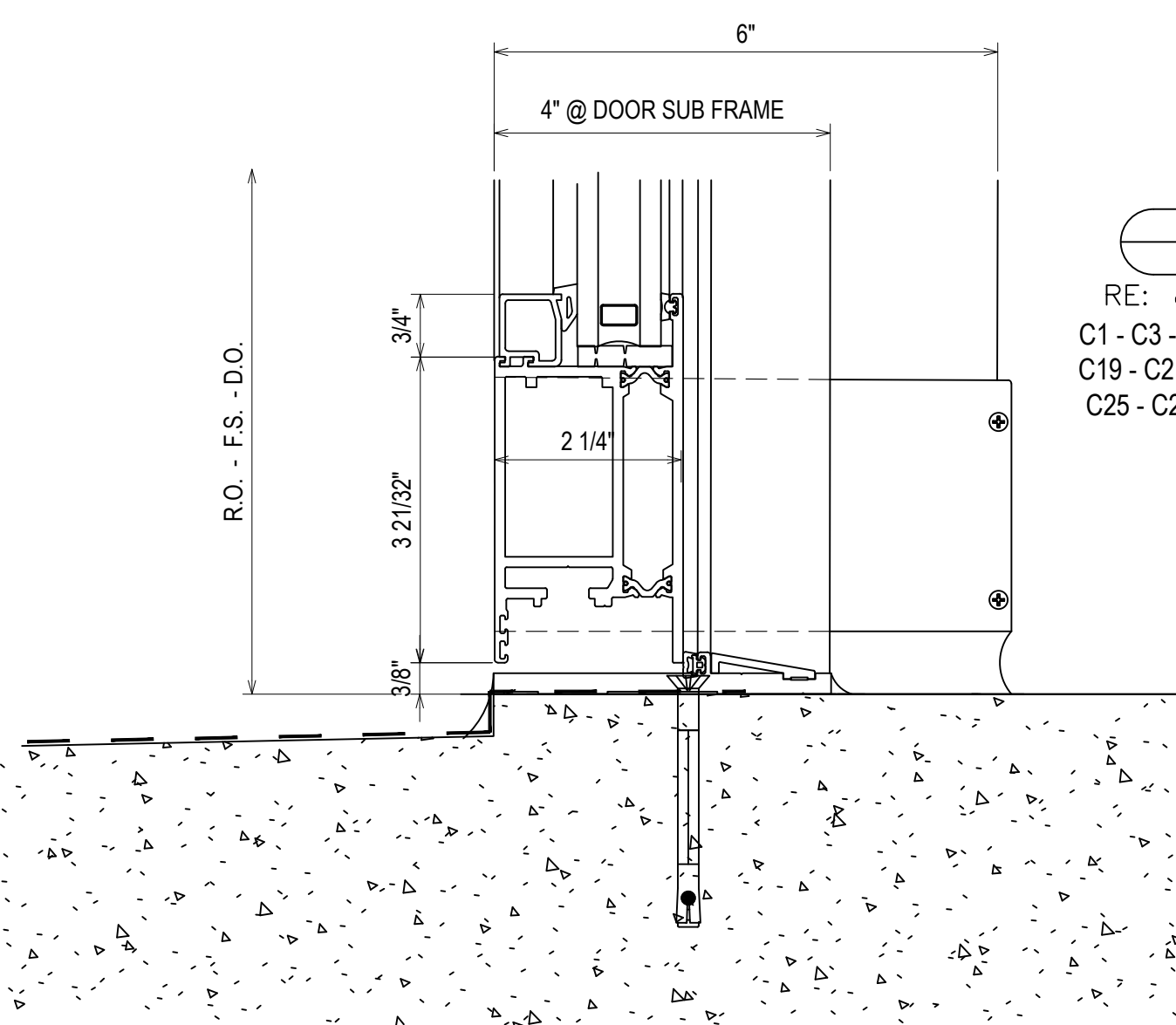
130
 3.23

RE: 8/A6-00
 C3 - C5 - C6



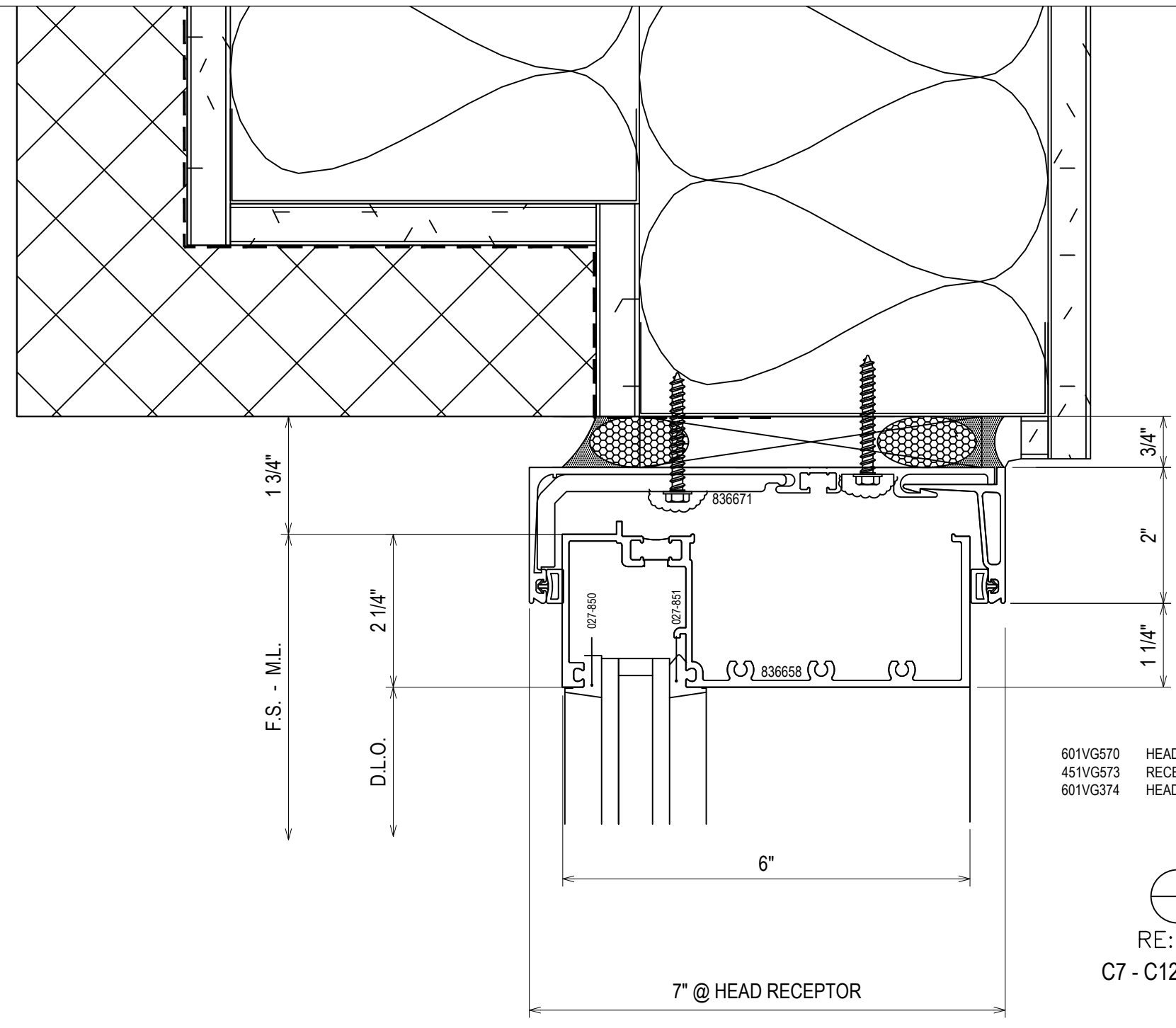
131
 3.23

RE: NA
 C1 - C3 - C6 - C8 - C19 - C21 - C22 - C24 - C25 - C27 - C29 - C30



132
 3.23

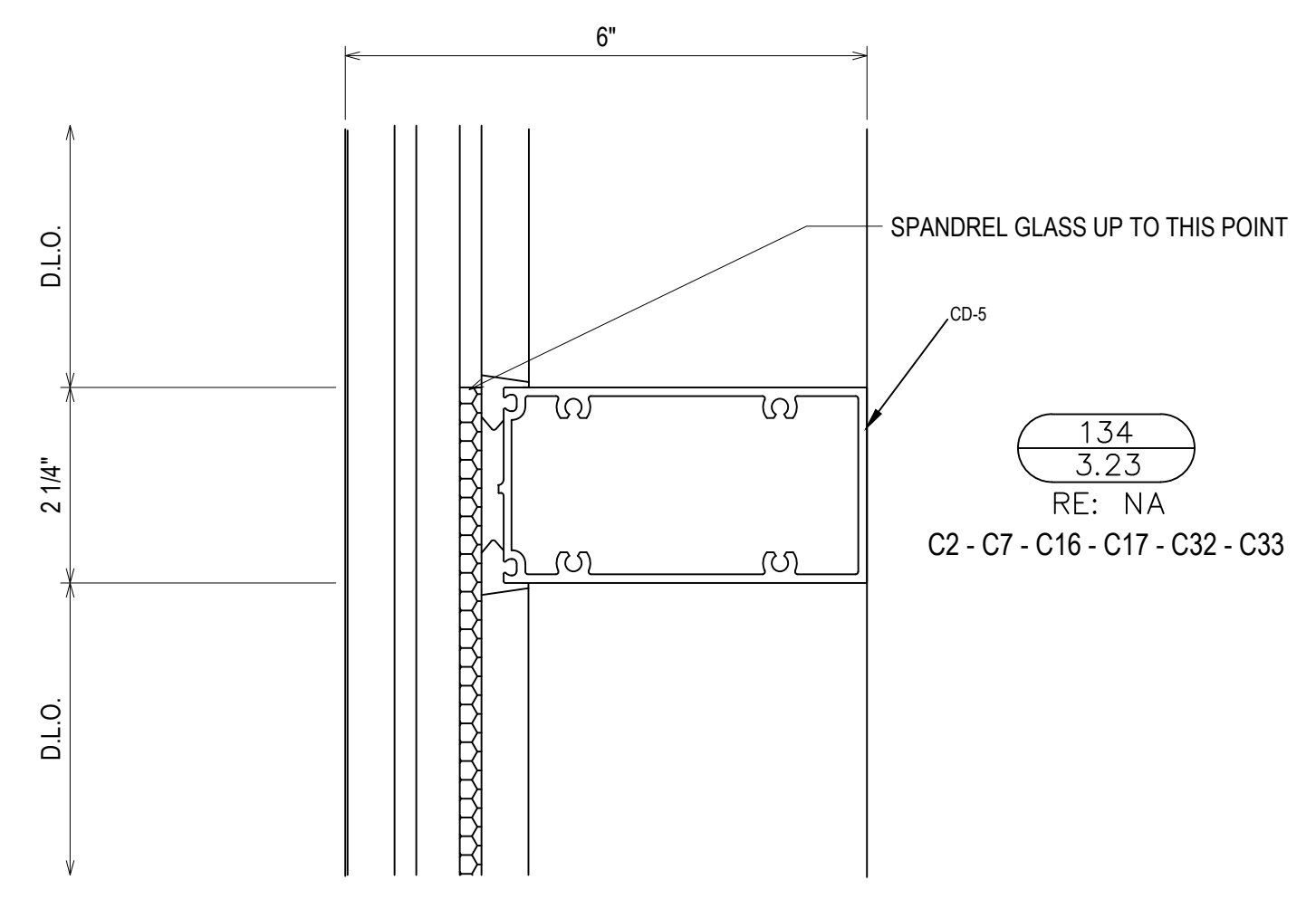
RE: 8/A6-00
 C1 - C3 - C5 - C6 - C8 - C19 - C21 - C22 - C24 - C25 - C27 - C29 - C30



601VGS70 HEAD RECEPTOR W/ WEATHERING RECEPTOR FACE W/ WEATHERING RECEPTOR REINFORCING CLIP
 451VGS73
 601VGS74

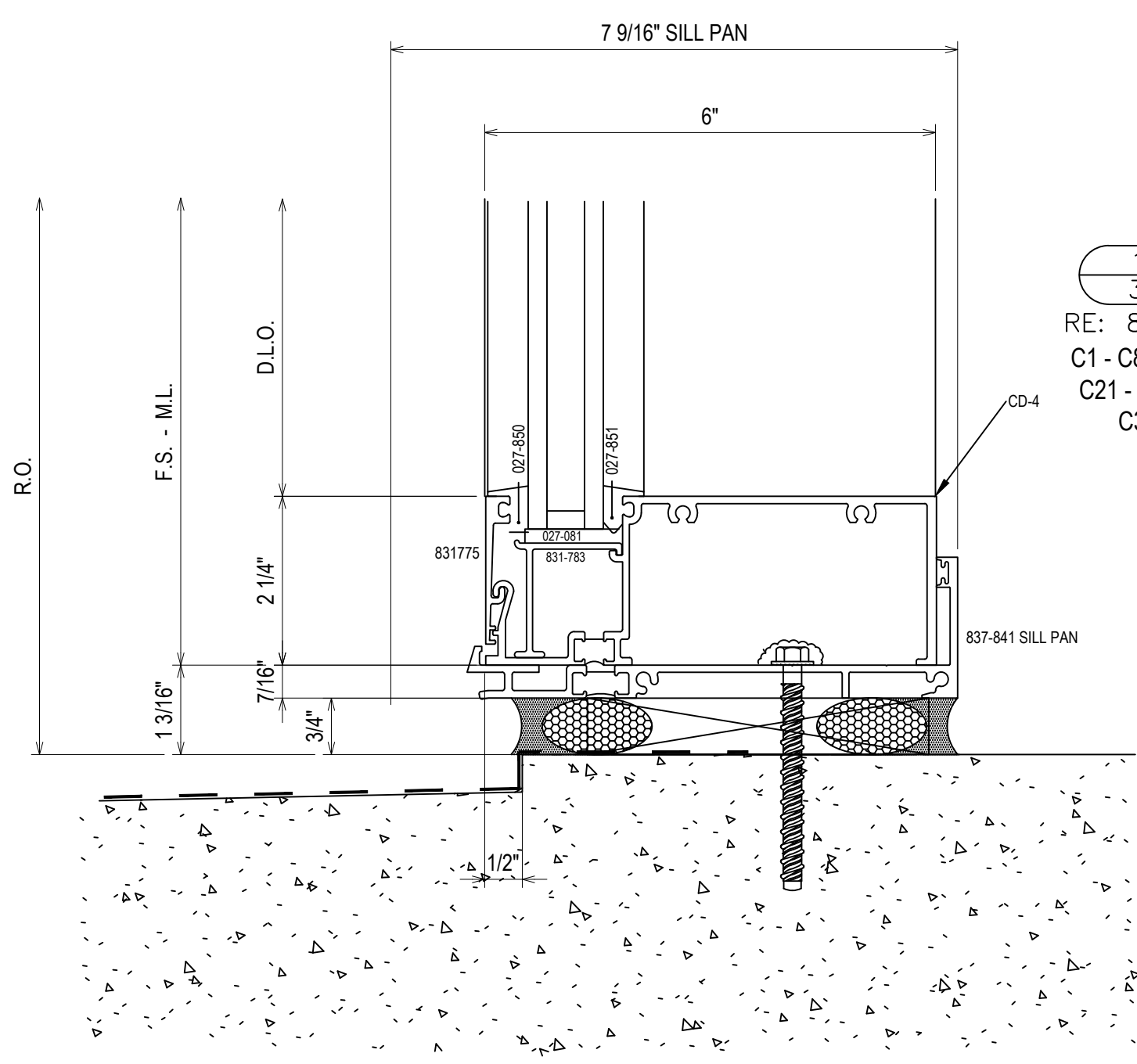
133
 3.23

RE: 3/A6-50
 C7 - C12 - C13 - C14 - C18



134
 3.23

RE: NA
 C2 - C7 - C16 - C17 - C32 - C33




135
 3.23

RE: 8/A6-00
 C1 - C8 - C9 - C16 - C17 - C19 - C21 - C24 - C25 - C27 - C29 - C30 - C32 - C33 - C40

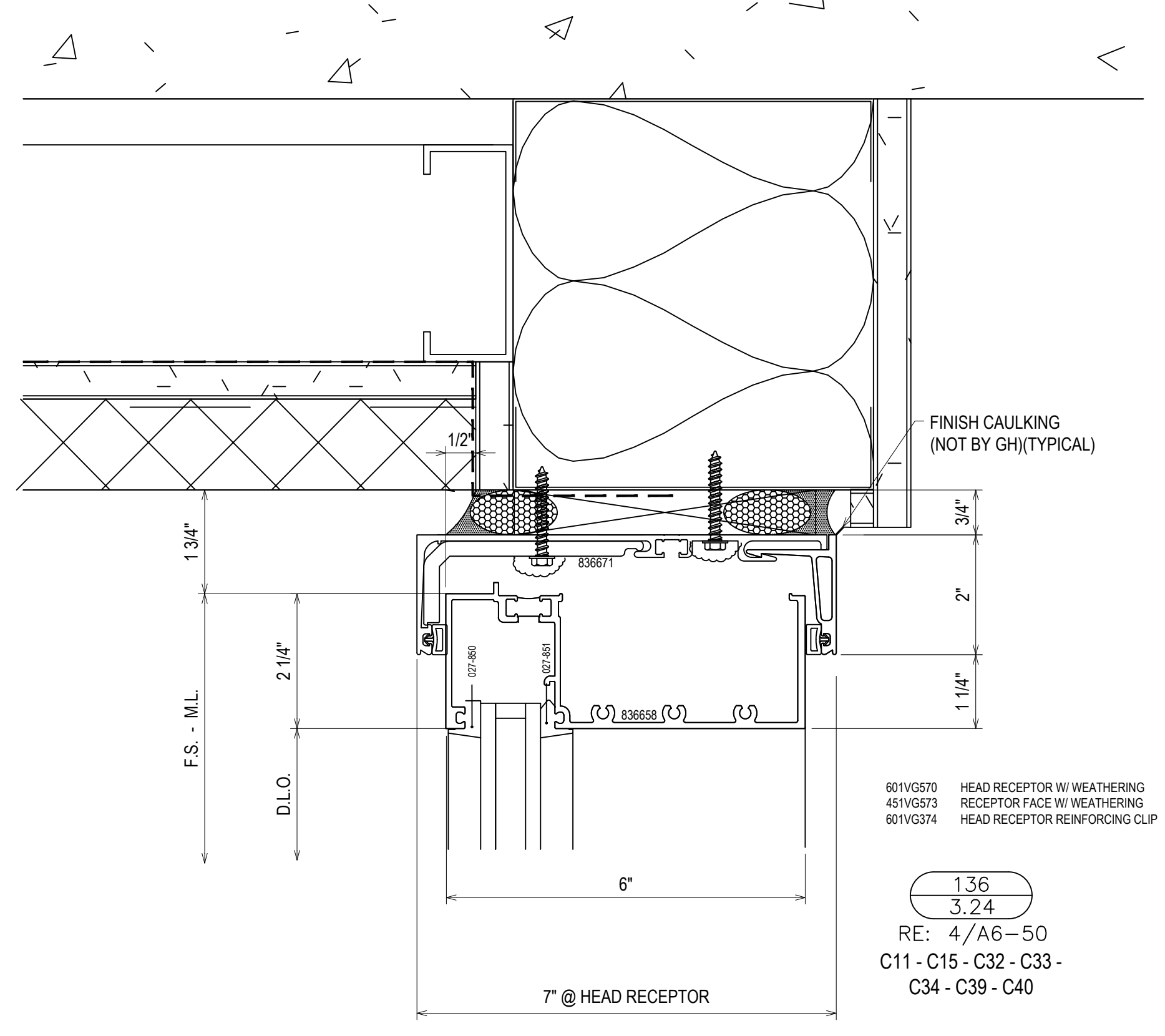
| REV. | DESCRIPTION | DATE |
|------|--------------|----------|
| A | 1ST REVISION | 10/29/18 |
| B | 2ND REVISION | 12/18/18 |

CAMPERDOWN APARTMENTS
 GREENVILLE, SC 29602



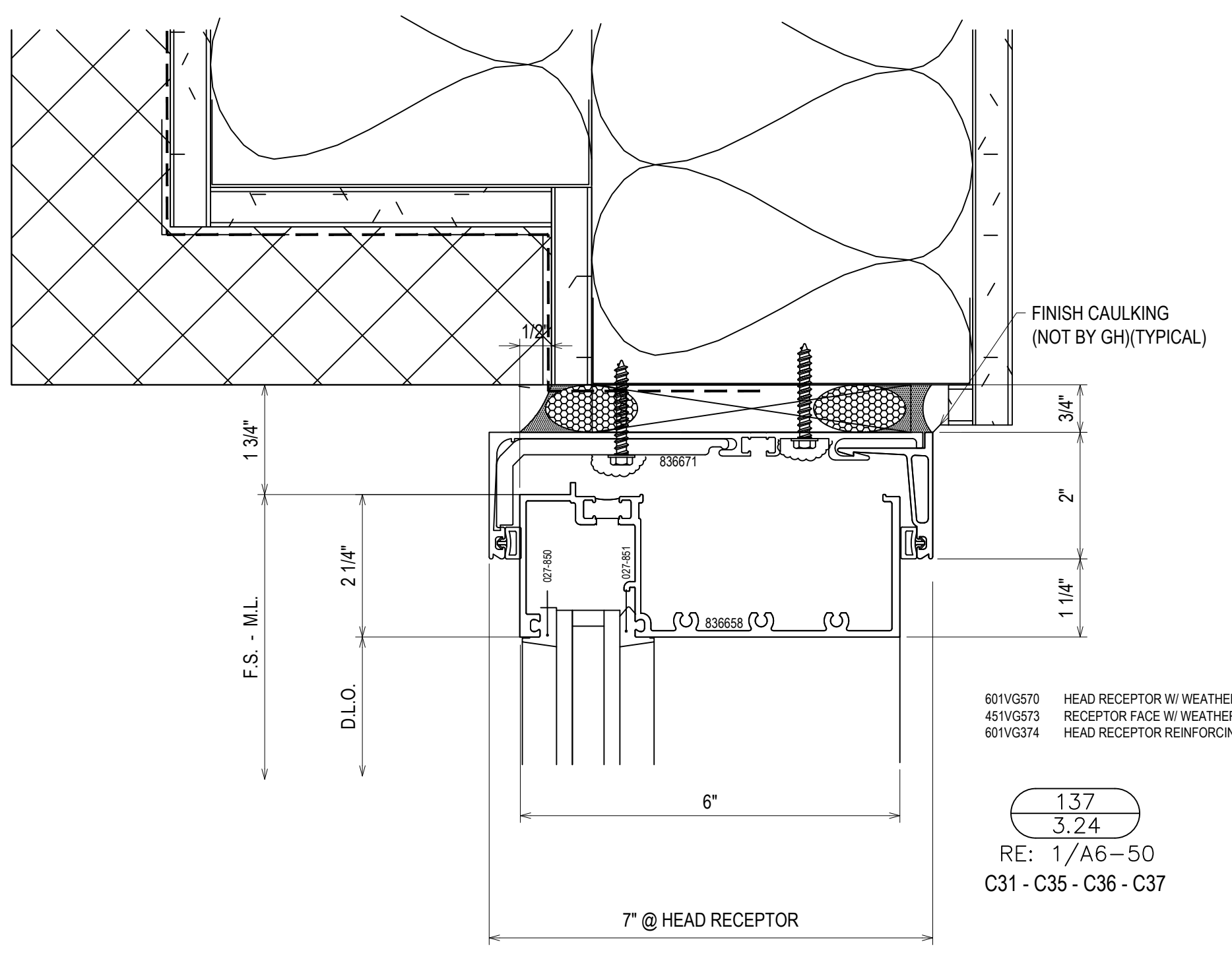
| | |
|-----------------|----------------|
| DRAWN BY: CW | DATE: 09.24.18 |
| APPROVED BY: PA | DATE: 09.24.18 |
| SCALE: AS NOTED | FILE NO: |

3.23



601VG570 HEAD RECEPTOR W/ WEATHERING
 451VG573 RECEPTOR FACE W/ WEATHERING
 601VG374 HEAD RECEPTOR REINFORCING CLIP

136
 3.24
 RE: 4/A6-50
 C11 - C15 - C32 - C33 -
 C34 - C39 - C40



601VG570 HEAD RECEPTOR W/ WEATHERING
 451VG573 RECEPTOR FACE W/ WEATHERING
 601VG374 HEAD RECEPTOR REINFORCING CLIP

137
 3.24
 RE: 1/A6-50
 C31 - C35 - C36 - C37

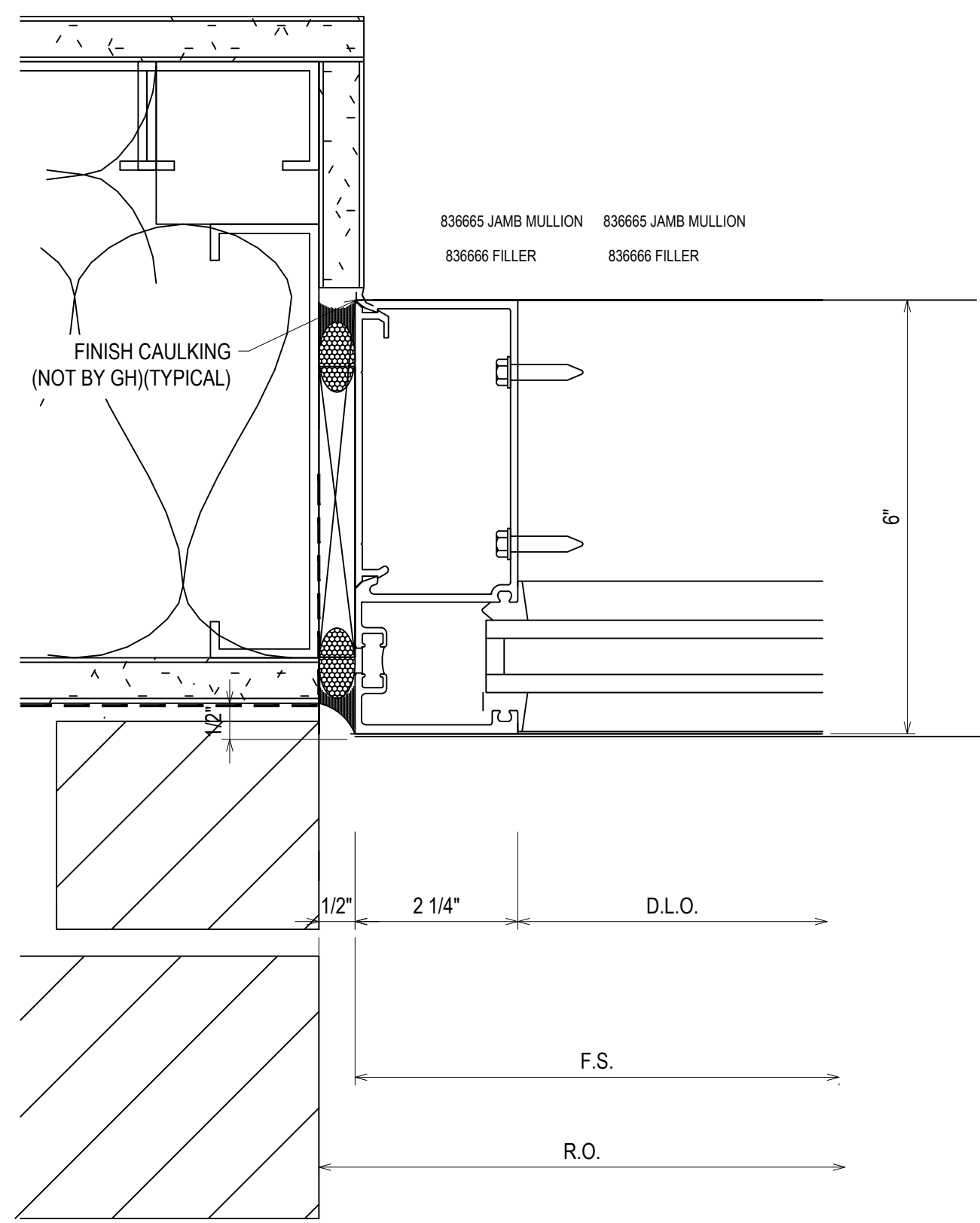
| REV. | DESCRIPTION | DATE |
|------|--------------|----------|
| A | 1ST REVISION | 10/24/18 |
| B | 2ND REVISION | 12/12/18 |

CAMPERDOWN APARTMENTS
 GREENVILLE, SC 29602

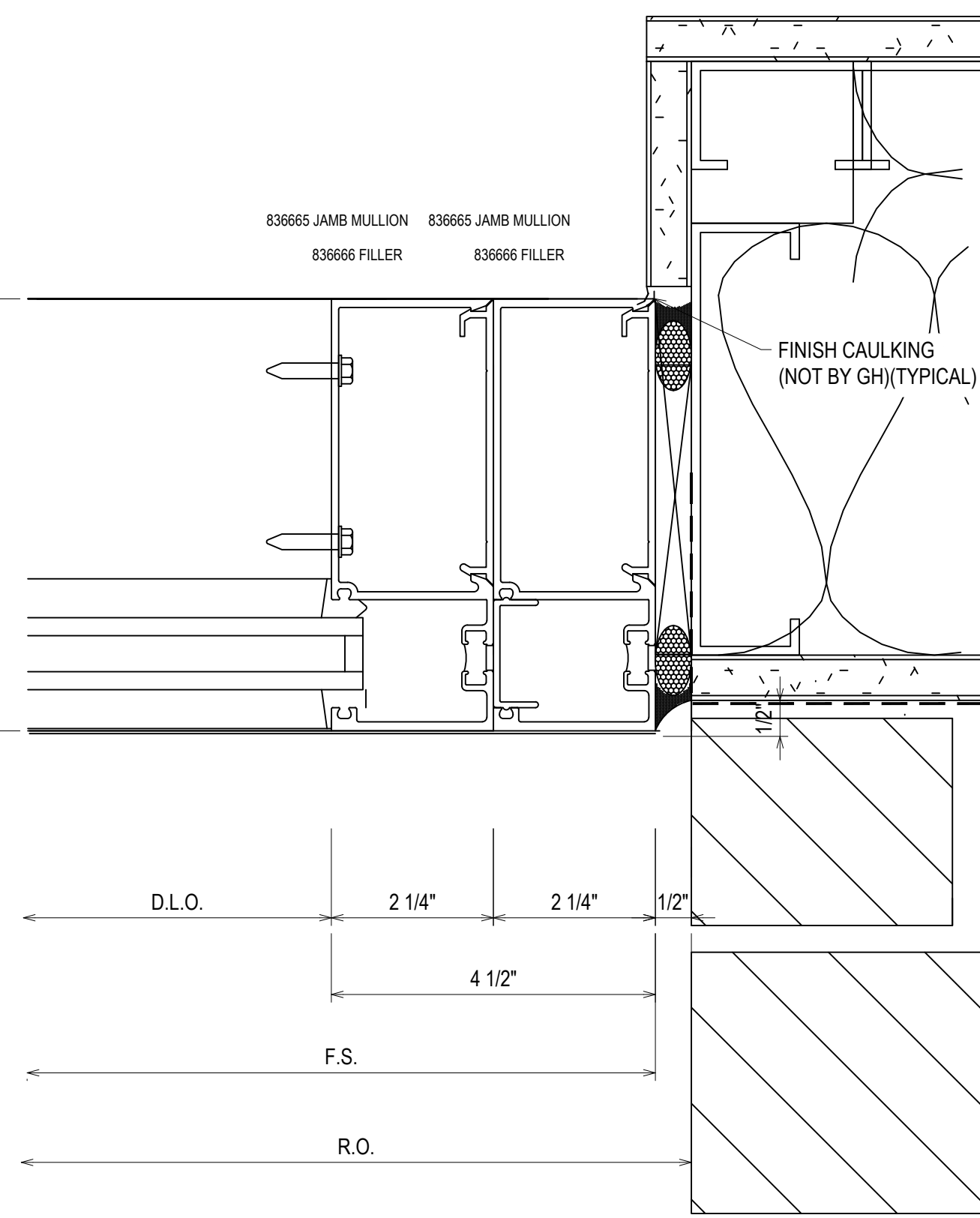
GRAHAM-HODGE
 ASSOCIATES INC.

| | |
|--------------------|-------------------|
| DRAWN BY: CW | DATE: 09.24.18 |
| APPROVED BY: PA | DATE: 09.24.18 |
| SCALE: AS NOTED | |
| FILE NO: | |

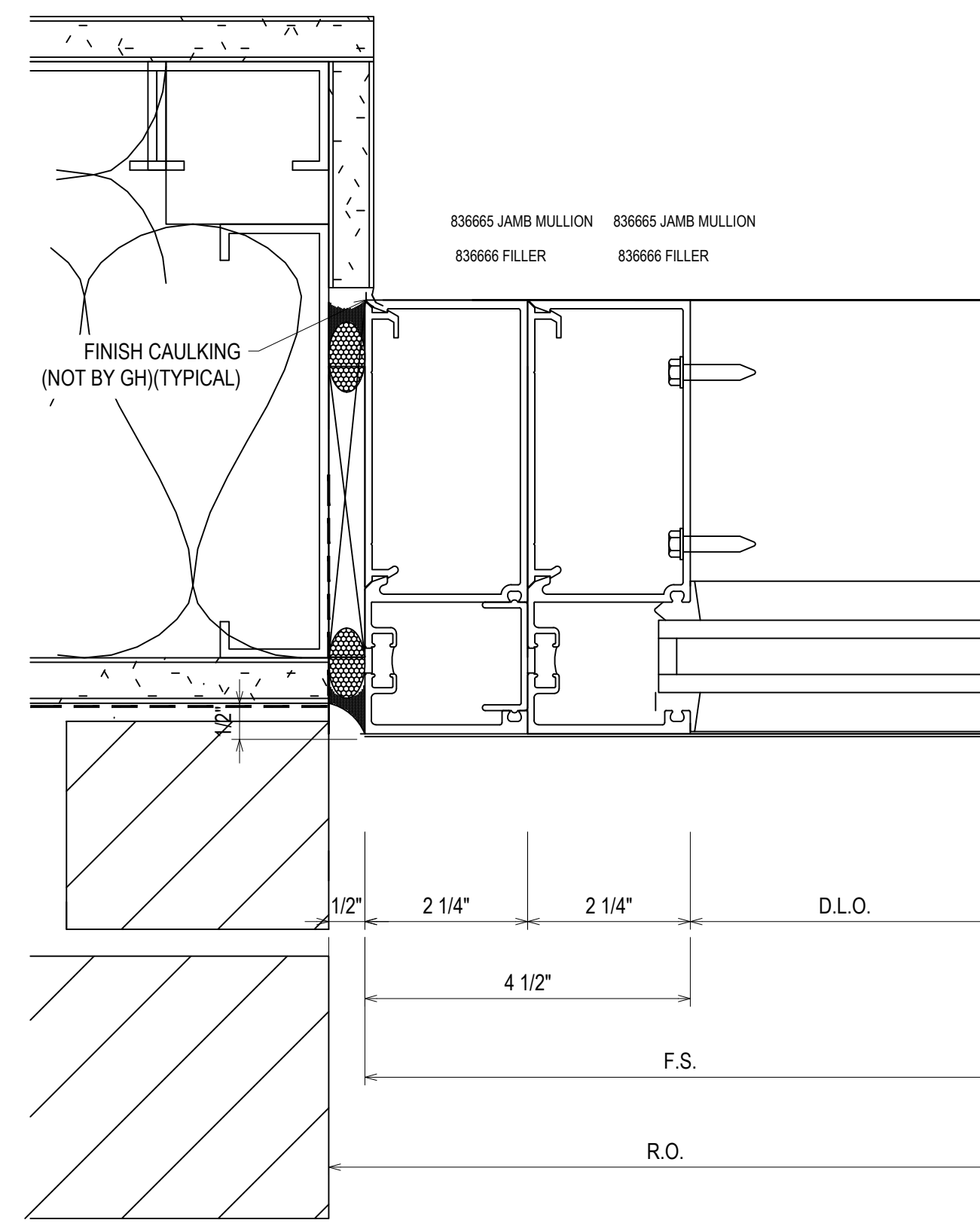
3.24



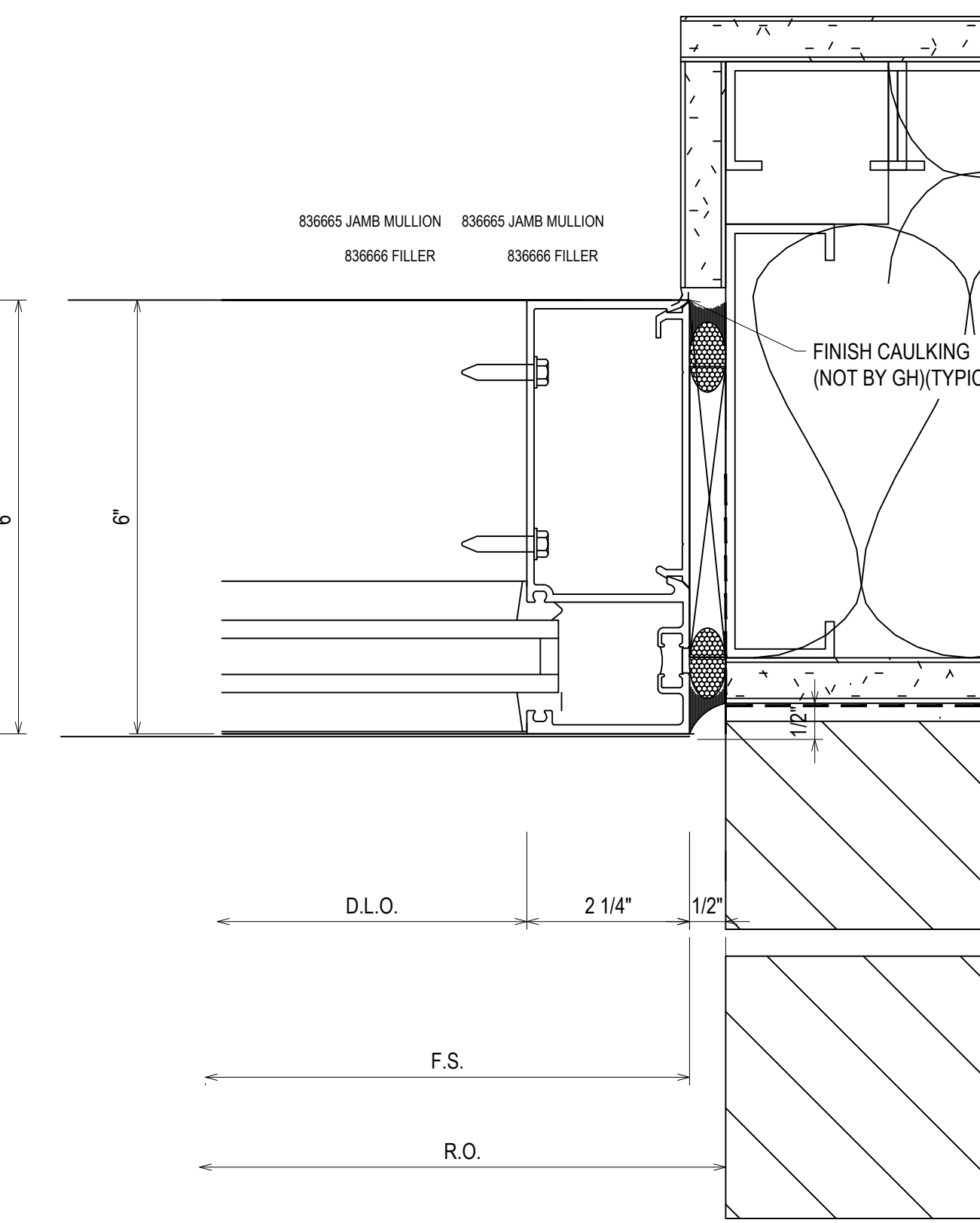
138
3.25
RE: 7/A6.15 SIM.
C1 - C9



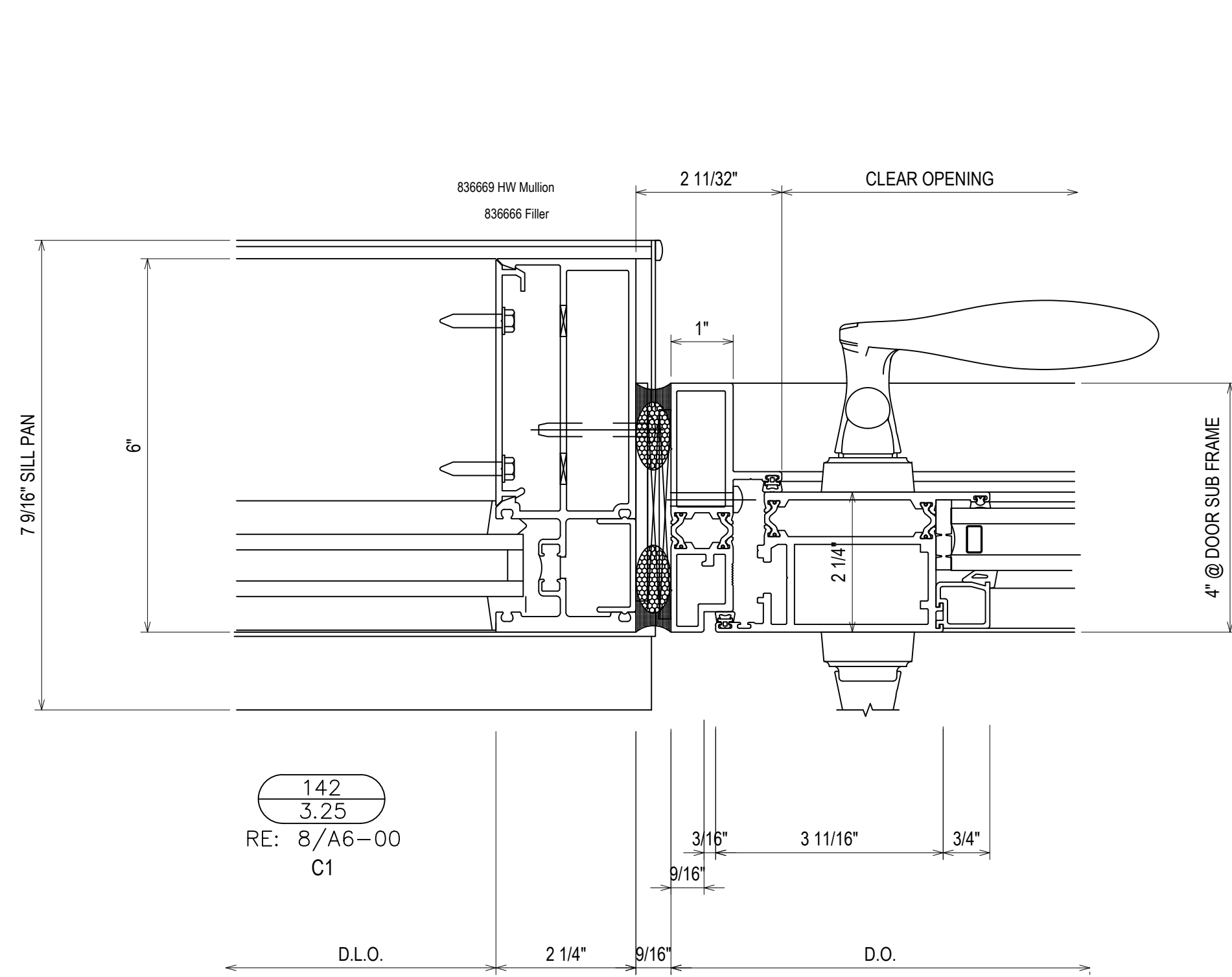
139
3.25
RE: 7/A6.15 SIM.
C1



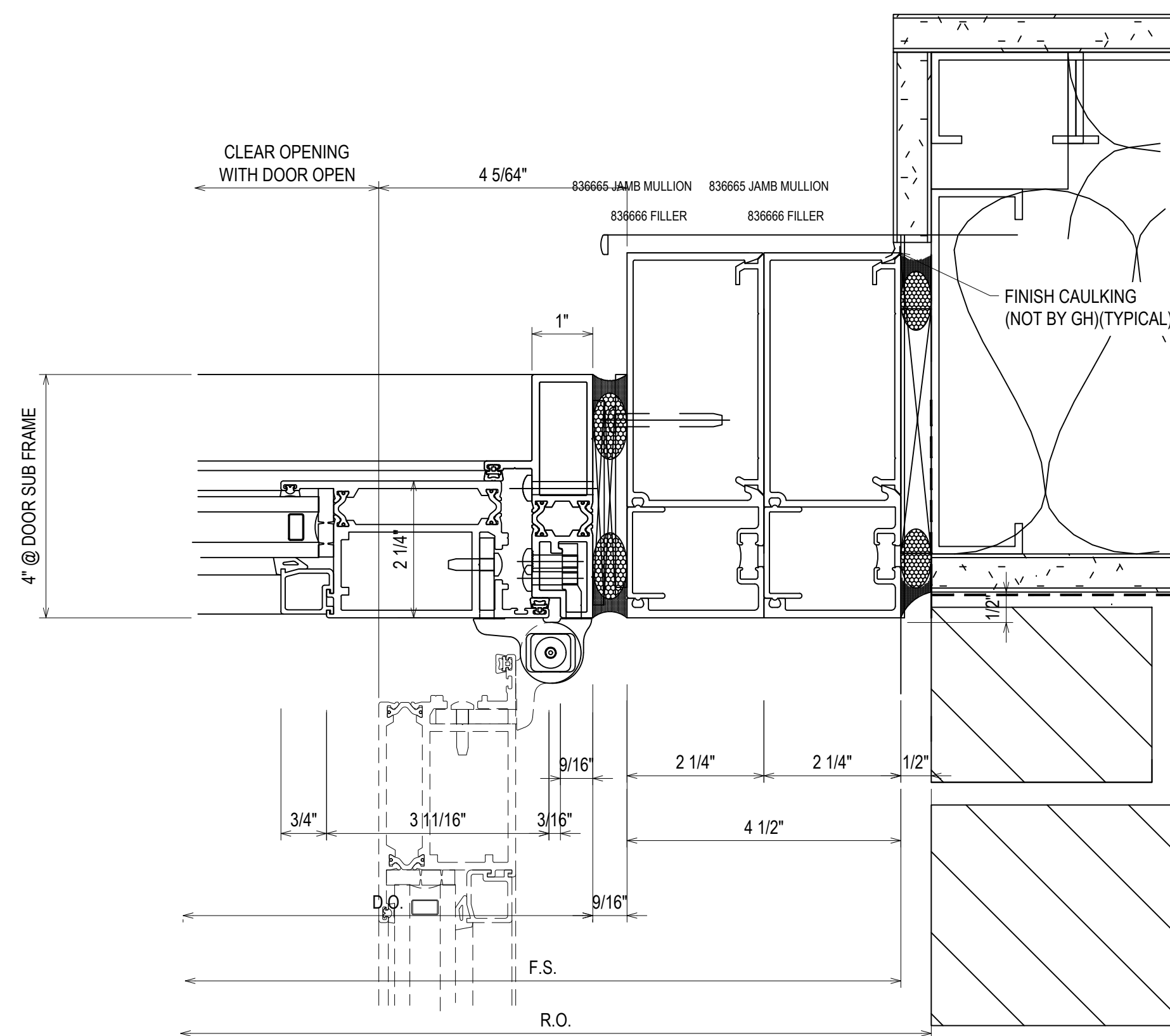
140
3.25
RE: 7/A6.15 SIM.
C8



141
3.25
RE: 7/A6.15 SIM.
C8 - C40



142
3.25
RE: 8/A6-00
C1



143
3.25
RE: 7/A6.15 SIM.
C1

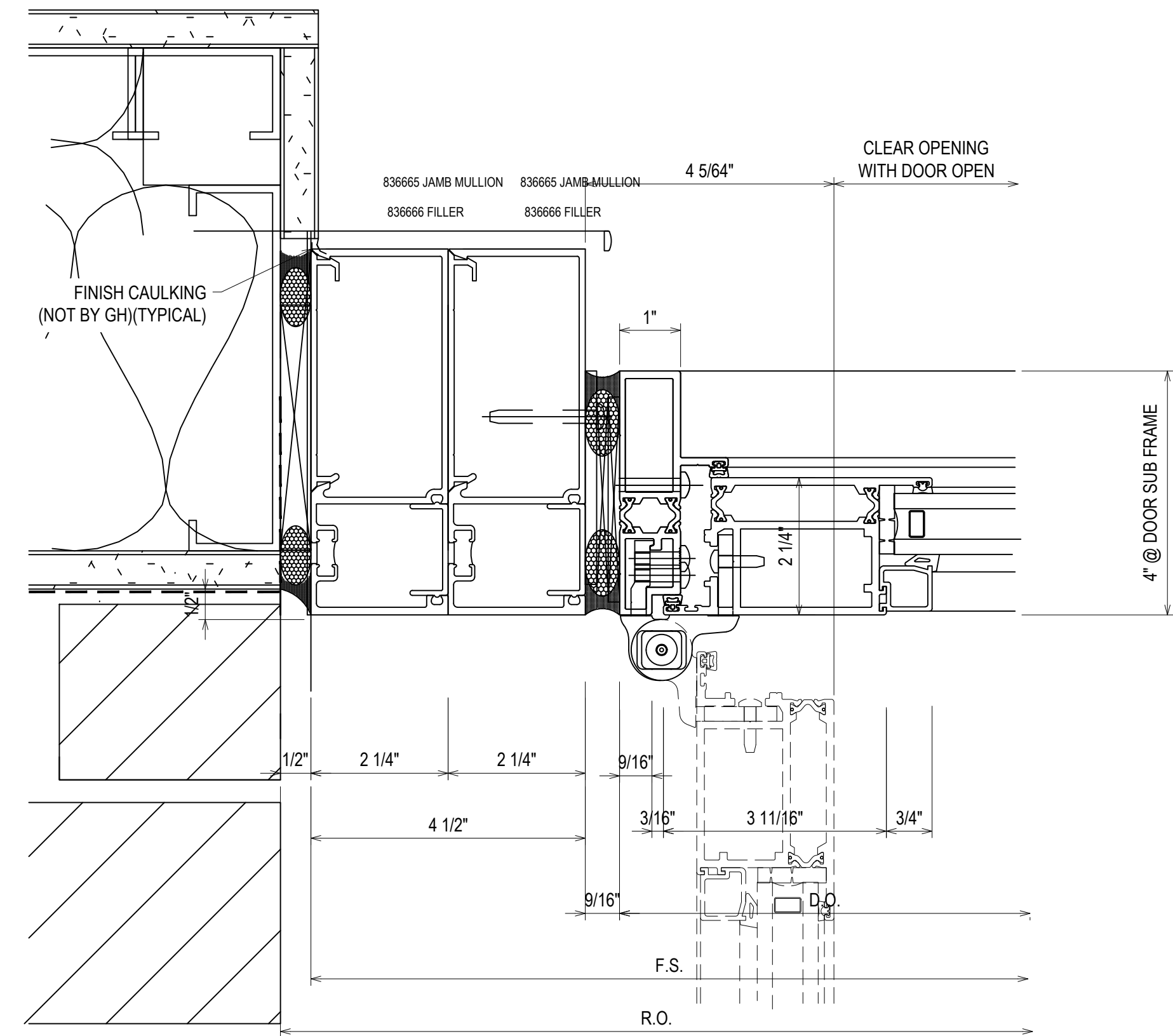
| | |
|-------------|---------------|
| DATE | 10/24/18 |
| DESCRIPTION | REV. 03/20/18 |
| REV. | A |

CAMPERDOWN APARTMENTS
GREENVILLE, SC 29602

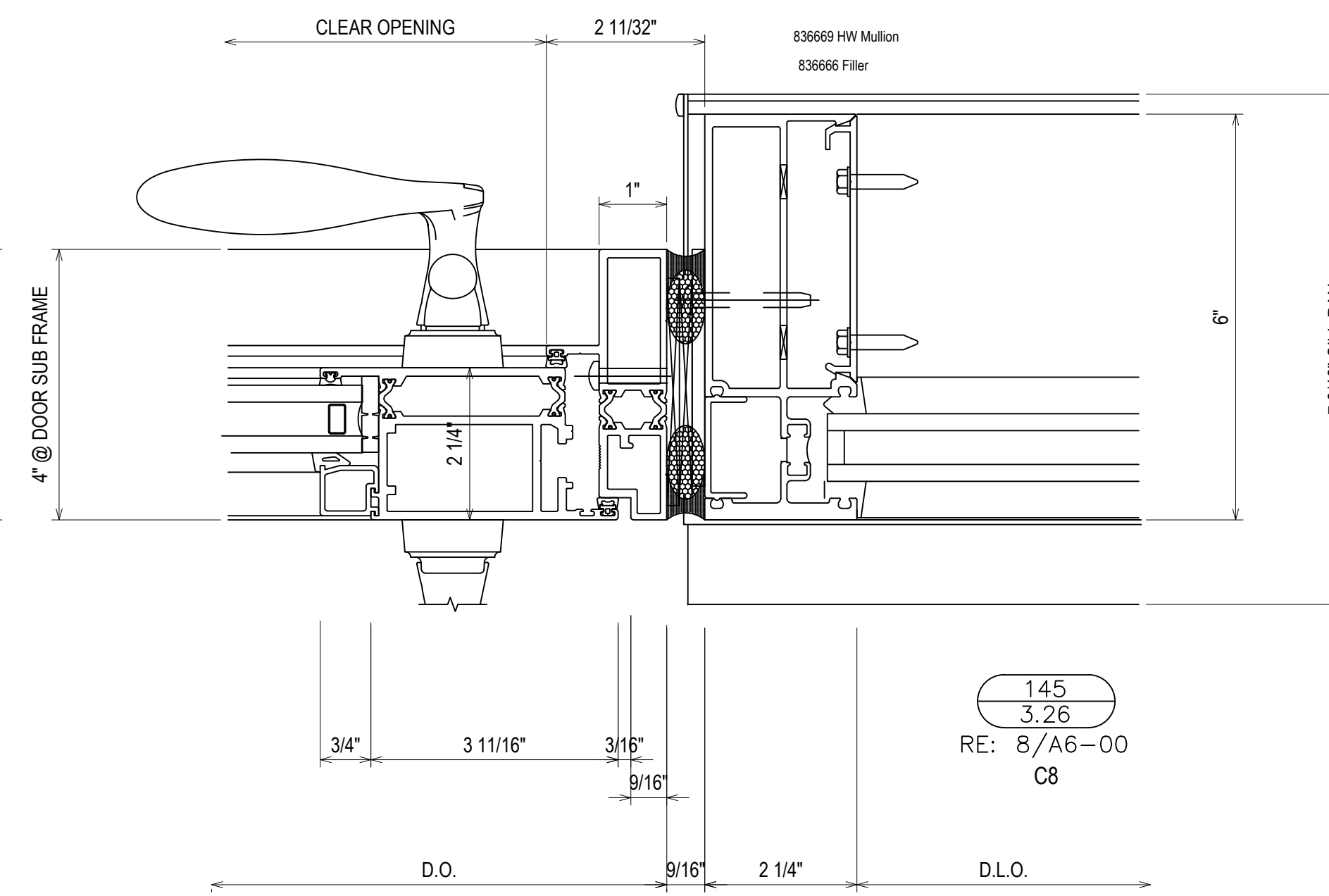
GRAHAM-HODGE
ASSOCIATES INC.

| | | | |
|-------------|----------|------|----------|
| DRAWN BY | CW | DATE | 09.24.18 |
| APPROVED BY | PA | DATE | 09.24.18 |
| SCALE | AS NOTED | | |
| FILE NO. | | | |

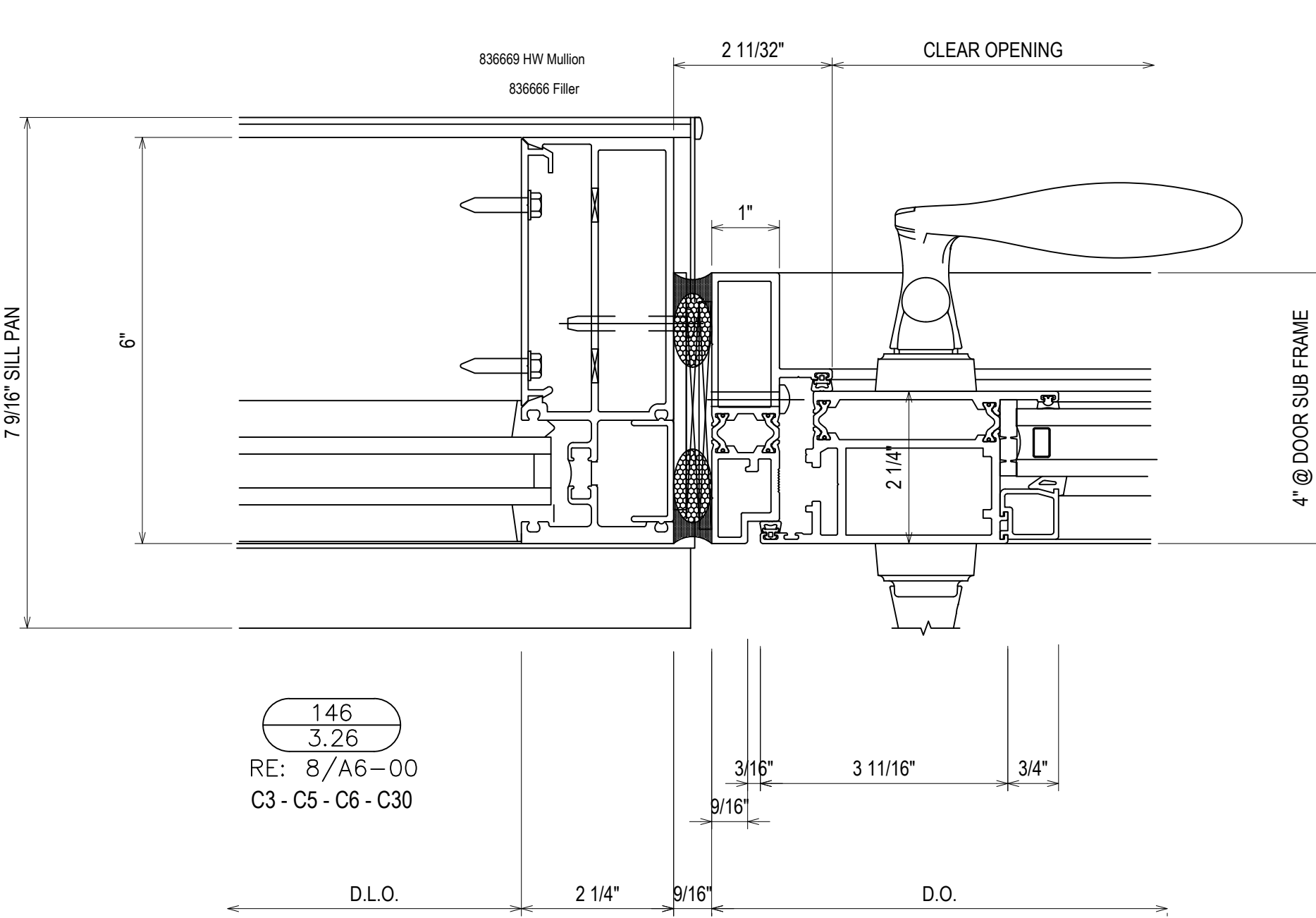
3.25



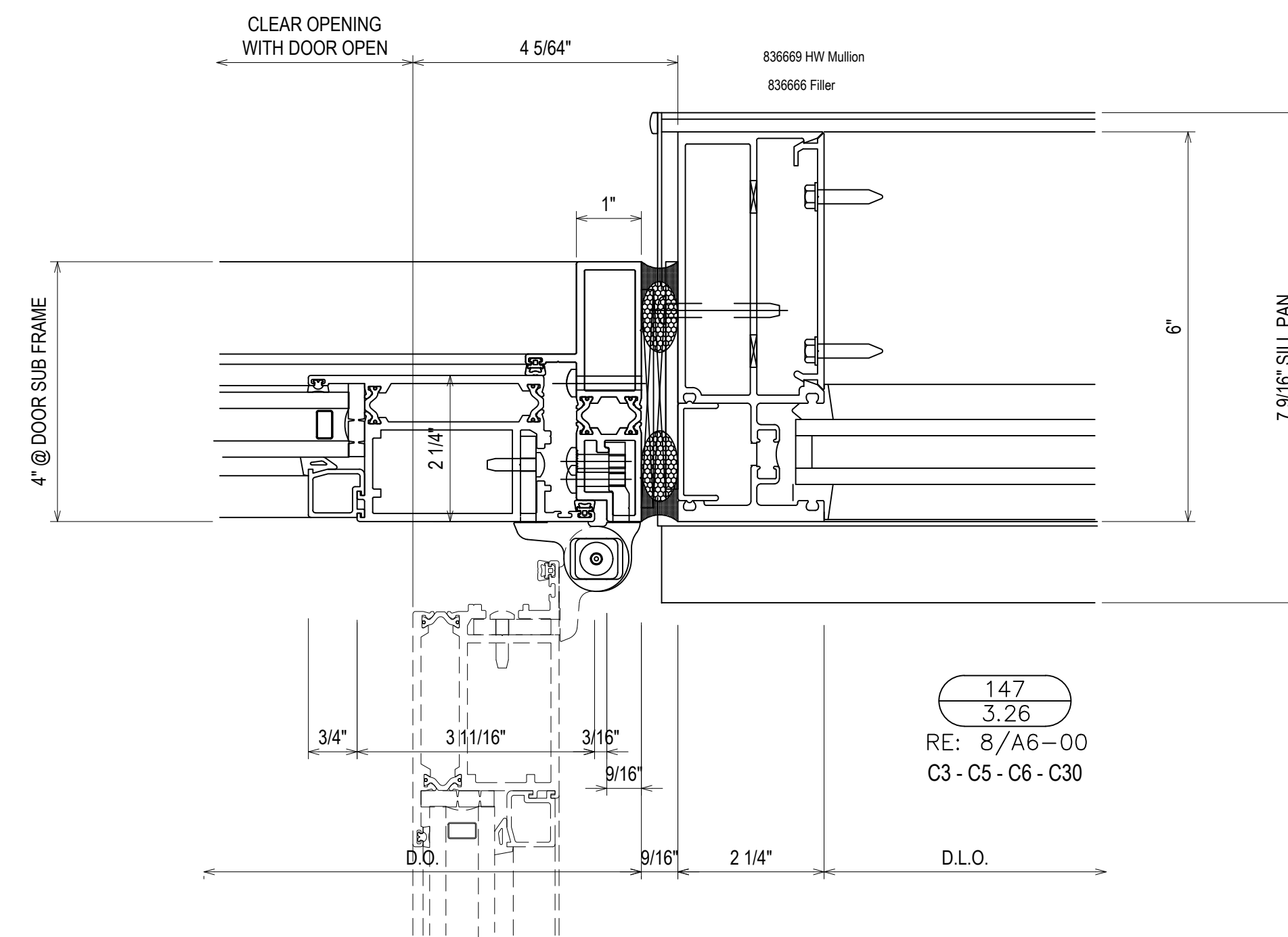
144
3.26
RE: 7/A6.15 SIM.
C8



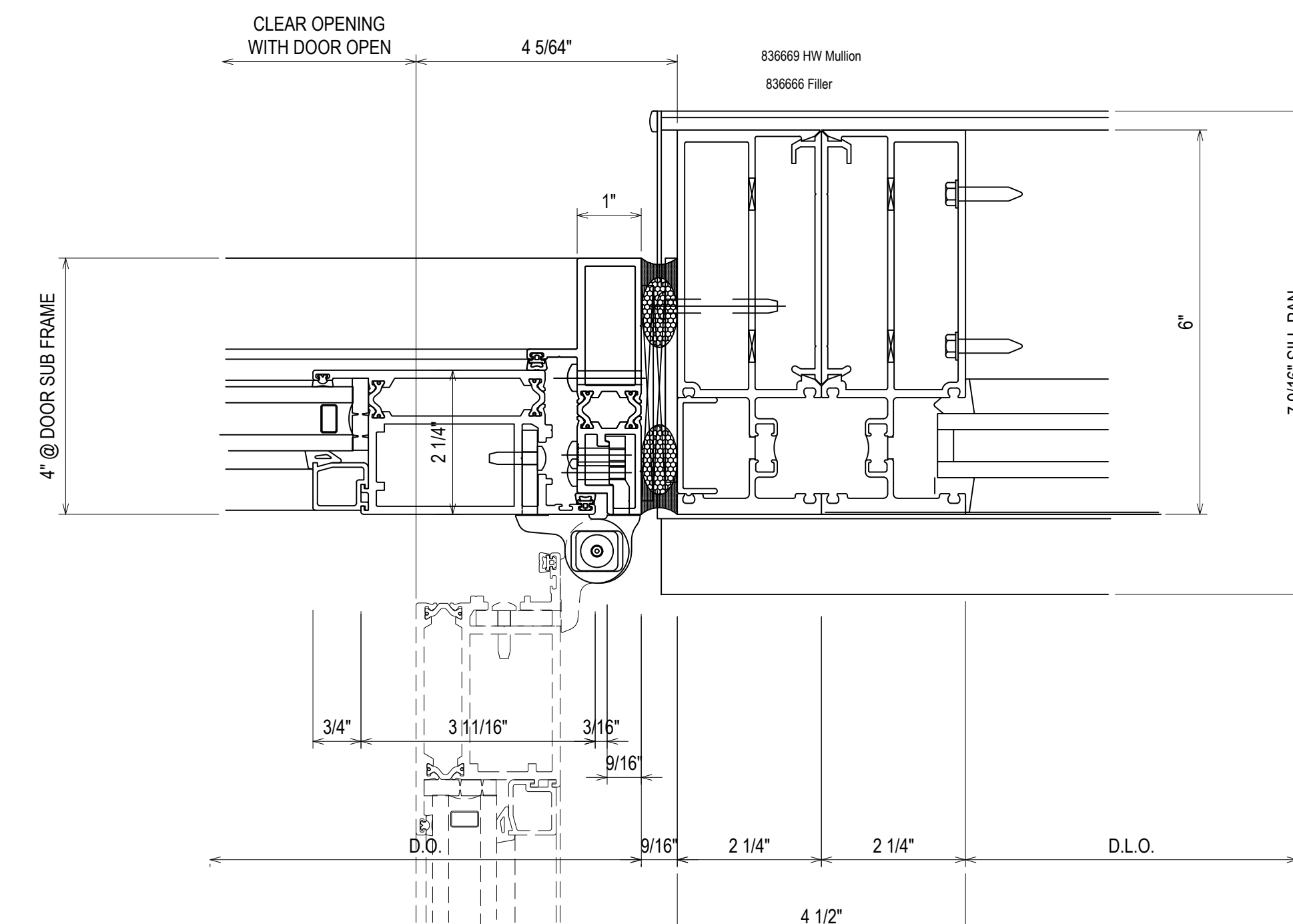
145
3.26
RE: 8/A6-00
C8



146
3.26
RE: 8/A6-00
C3 - C5 - C6 - C30




147
3.26
RE: 8/A6-00
C3 - C5 - C6 - C30



148
3.26
RE: 8/A6-00
C5

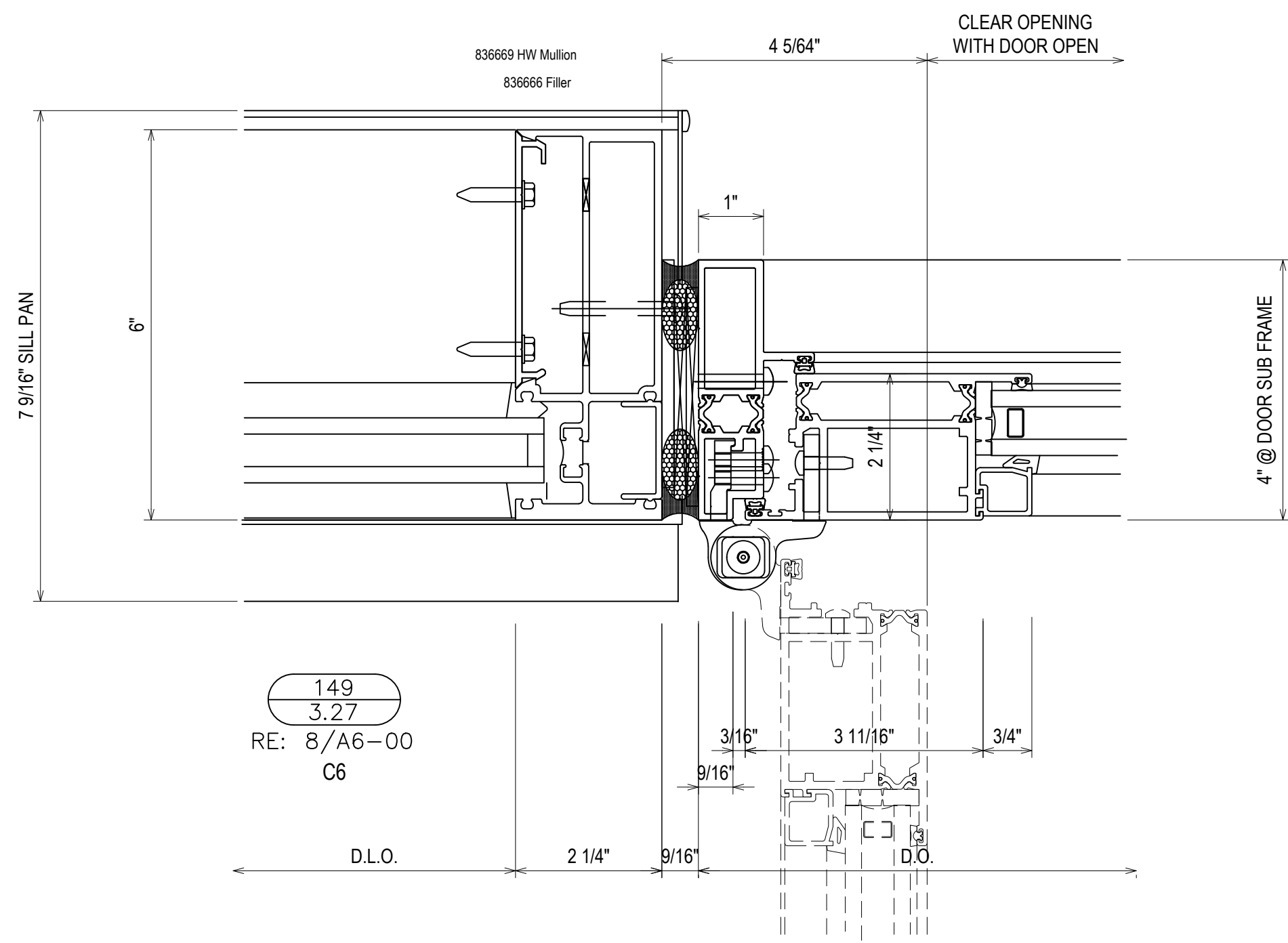
| REV. | DESCRIPTION | DATE |
|------|-------------|----------|
| A | | 10/21/18 |
| B | | 12/12/18 |

CAMPERDOWN APARTMENTS
GREENVILLE, SC 29602

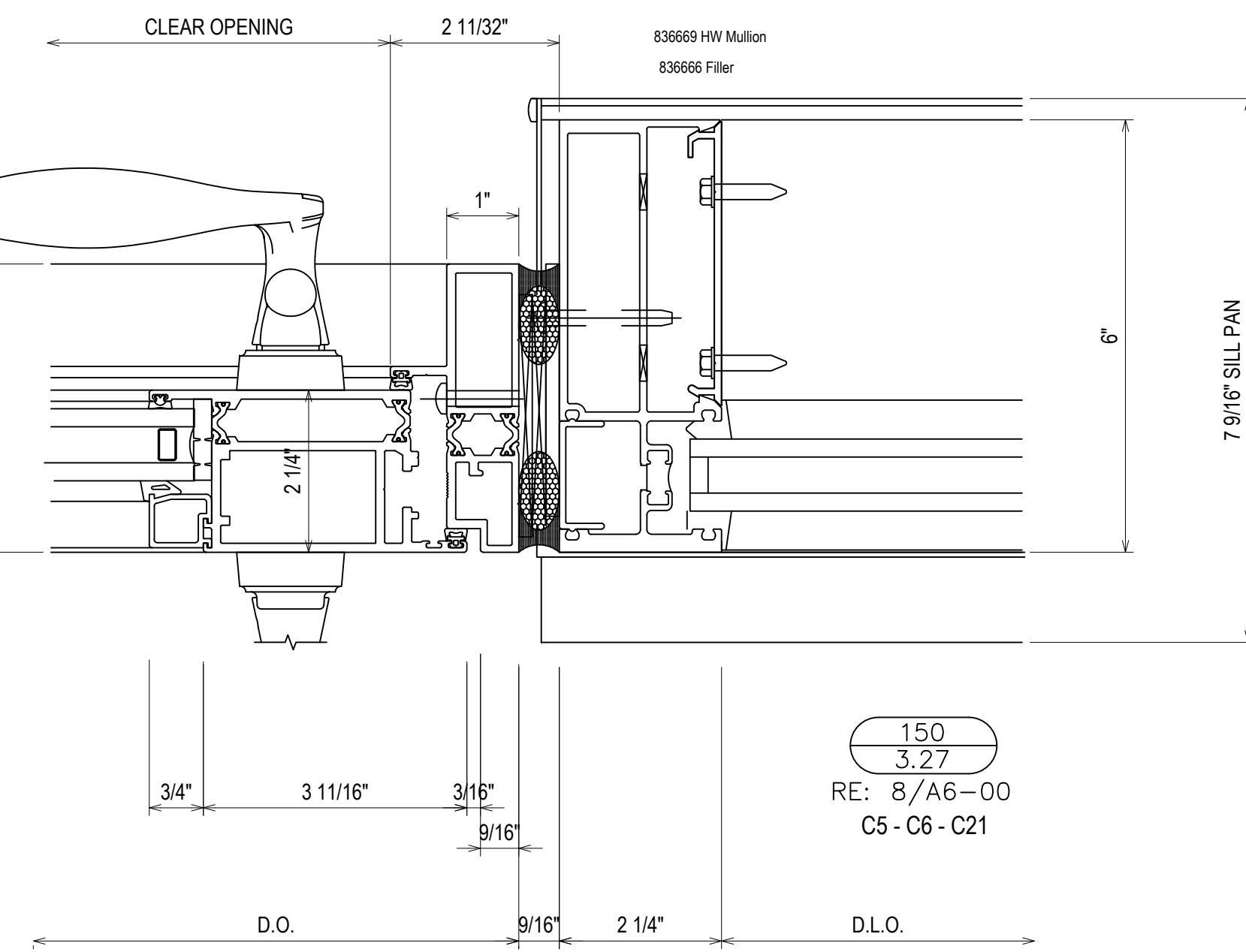


| DRAWN BY | DATE |
|-------------|----------|
| CW | 09.24.18 |
| APPROVED BY | DATE |
| PA | 09.24.18 |
| SCALE | AS NOTED |
| FILE NO. | |

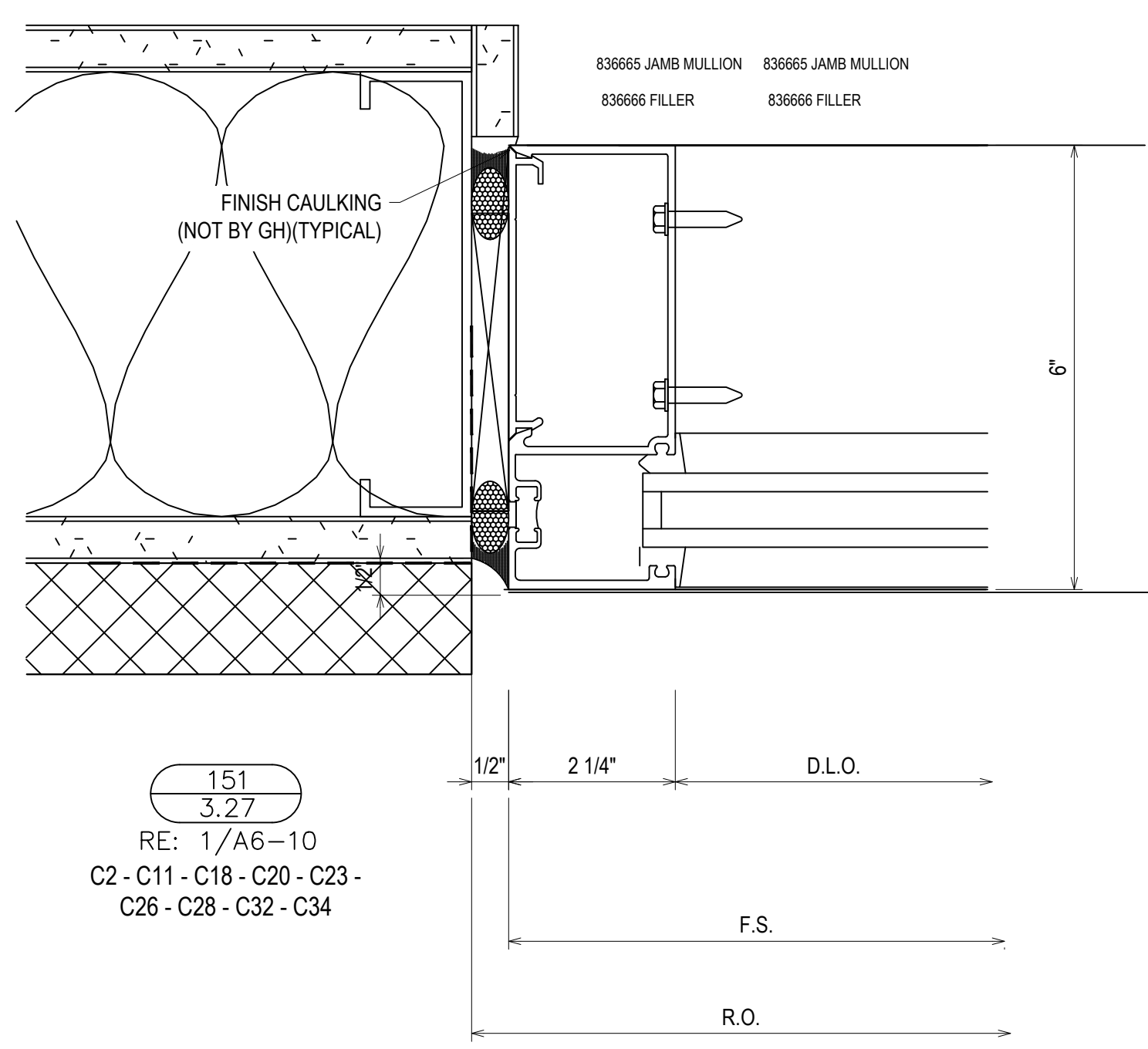
3.26



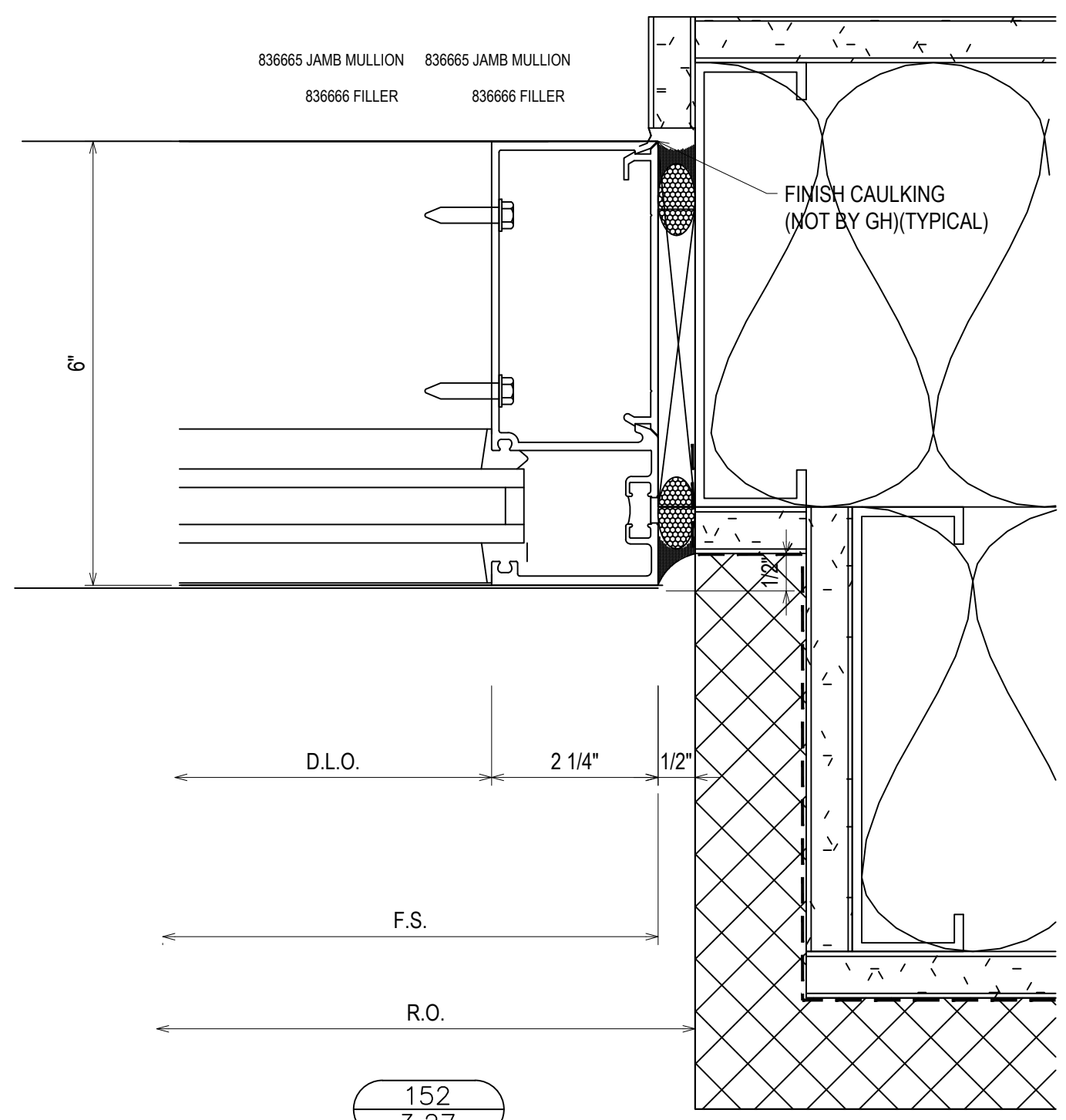
149
3.27
RE: 8/A6-00
C6



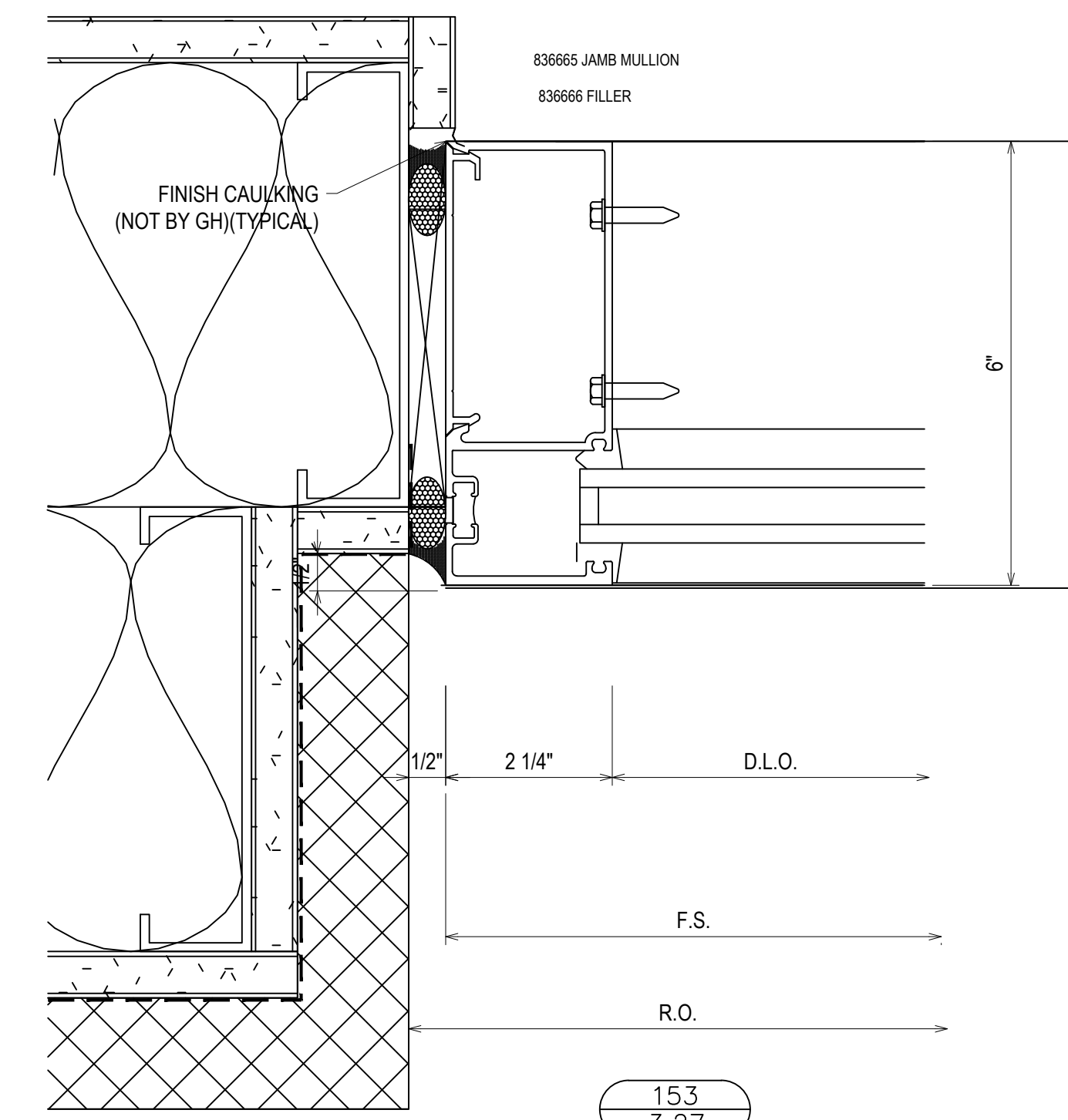
150
3.27
RE: 8/A6-00
C5 - C6 - C21



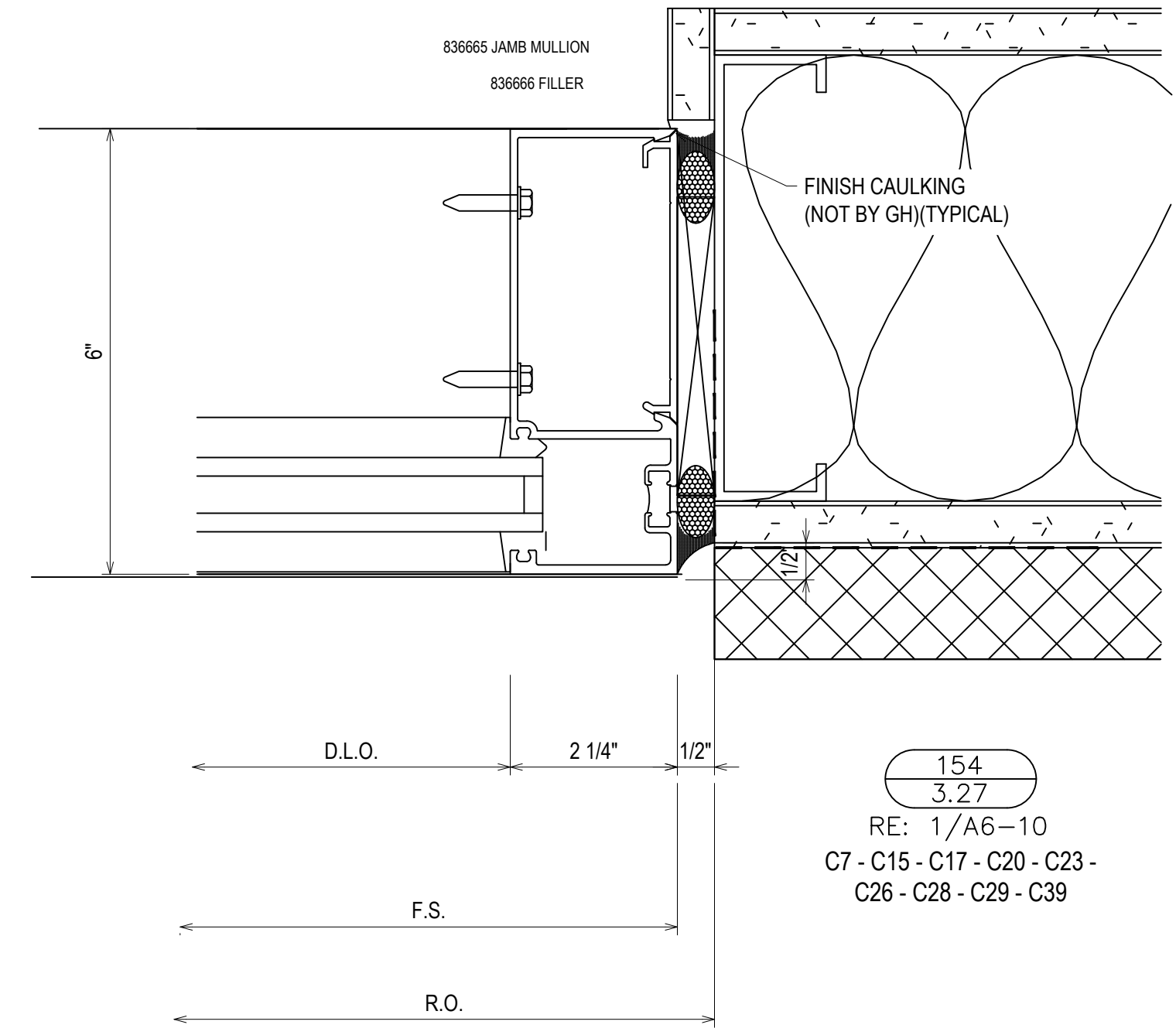
151
3.27
RE: 1/A6-10
C2 - C11 - C18 - C20 - C23 -
C26 - C28 - C32 - C34



152
3.27
RE: 4/A6-10
C2 - C6 - C18 - C31



153
3.27
RE: 4/A6-10
C7 - C31



154
3.27
RE: 1/A6-10
C7 - C15 - C17 - C20 - C23 -
C26 - C28 - C29 - C39

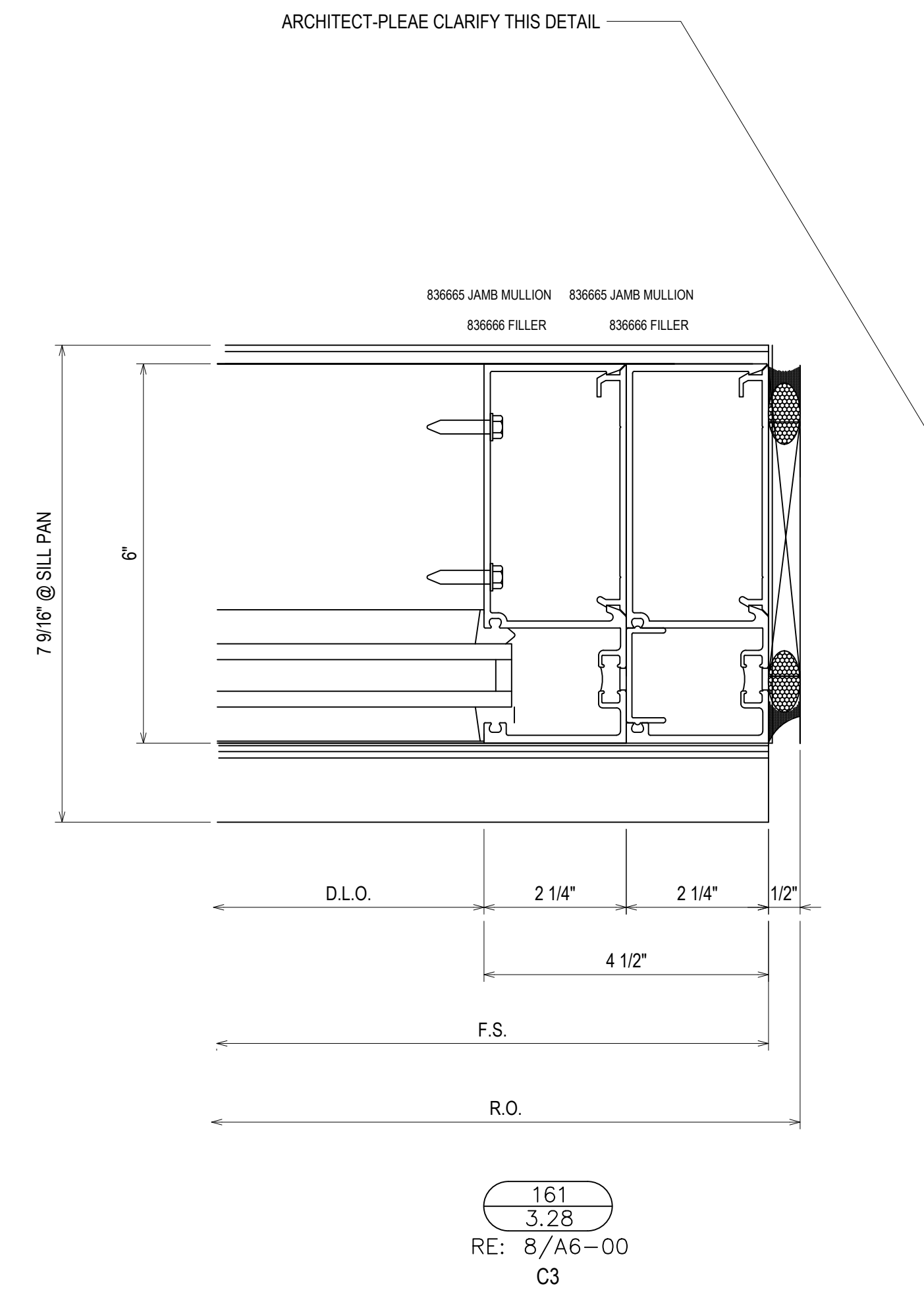
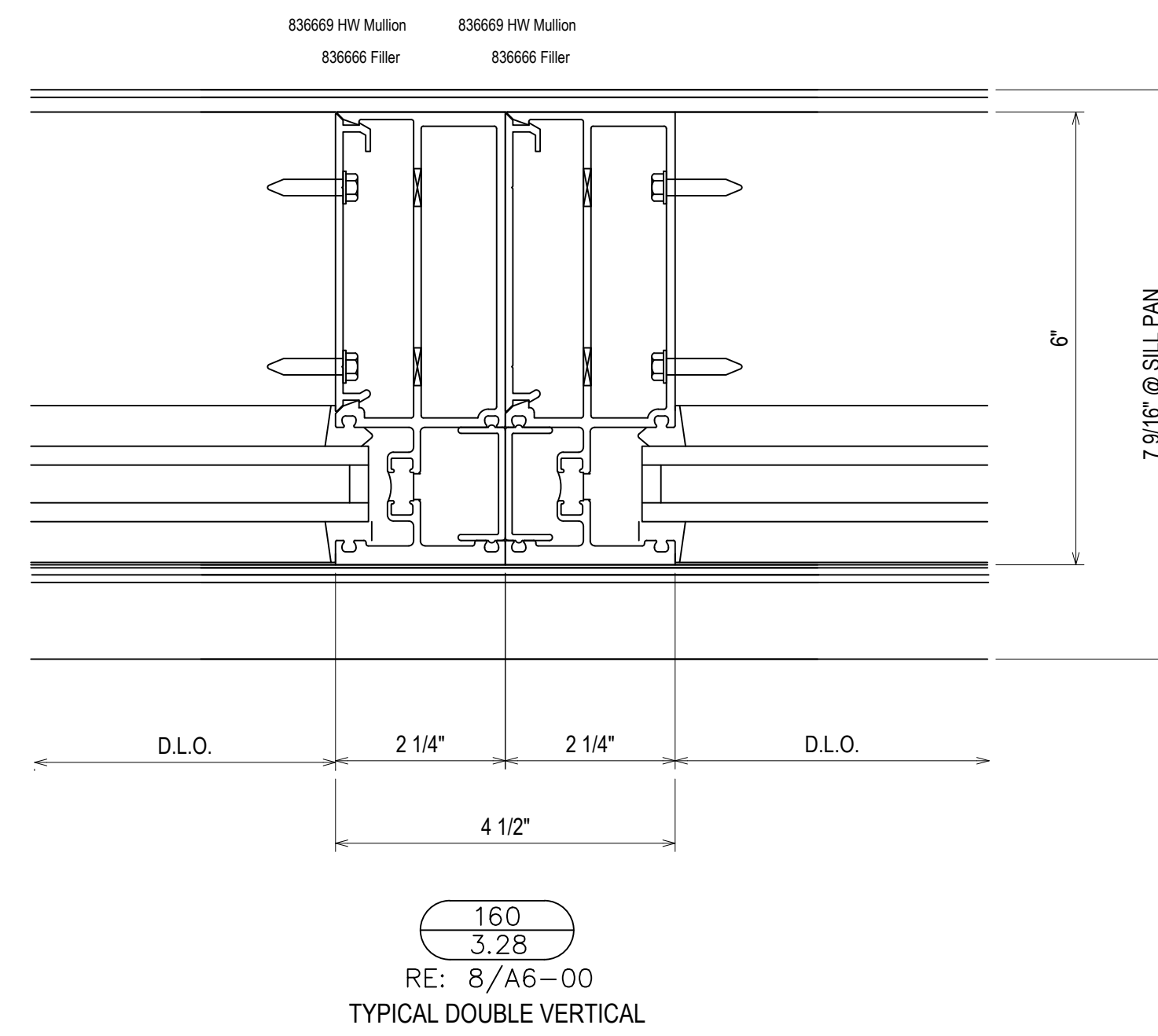
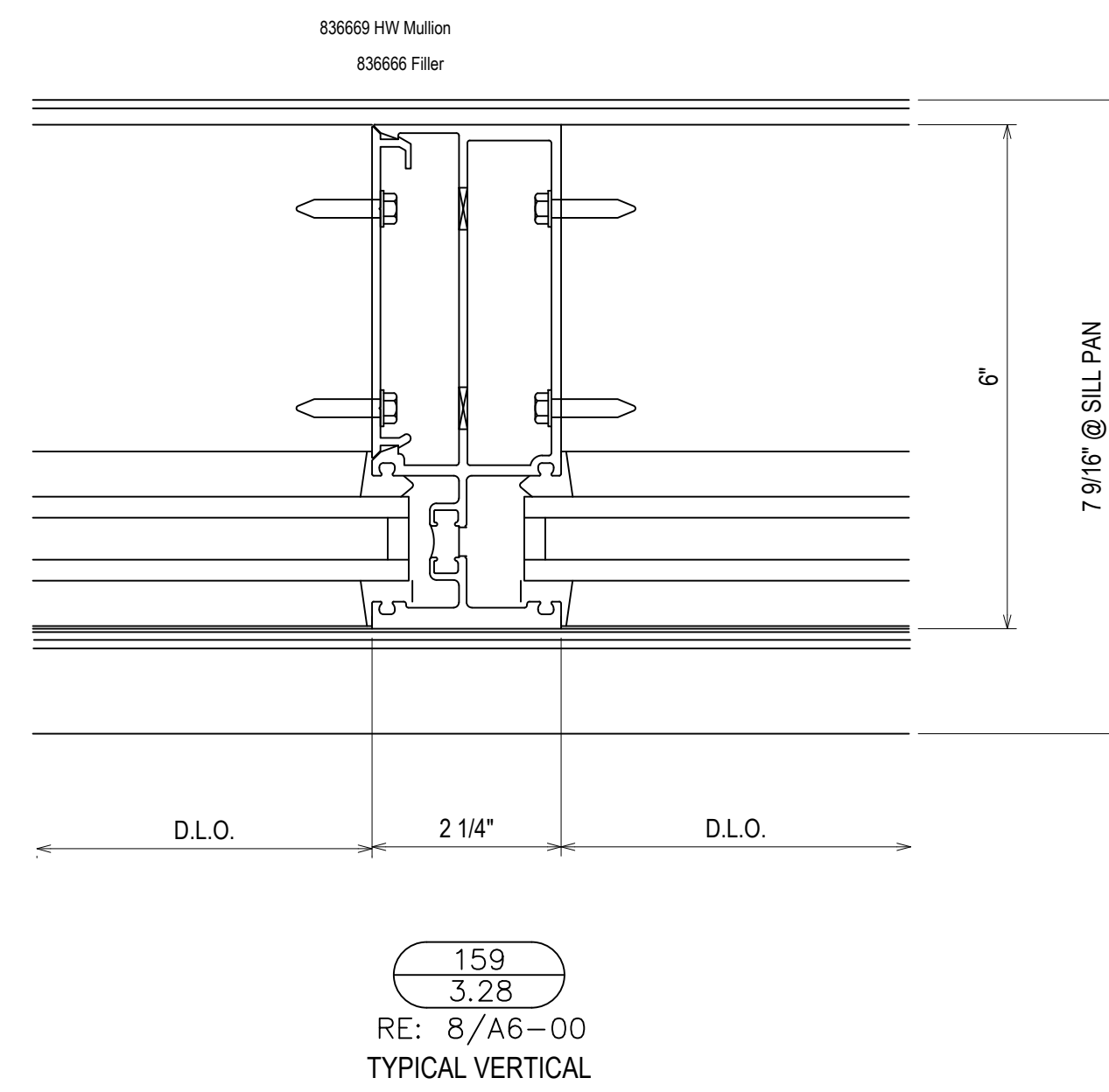
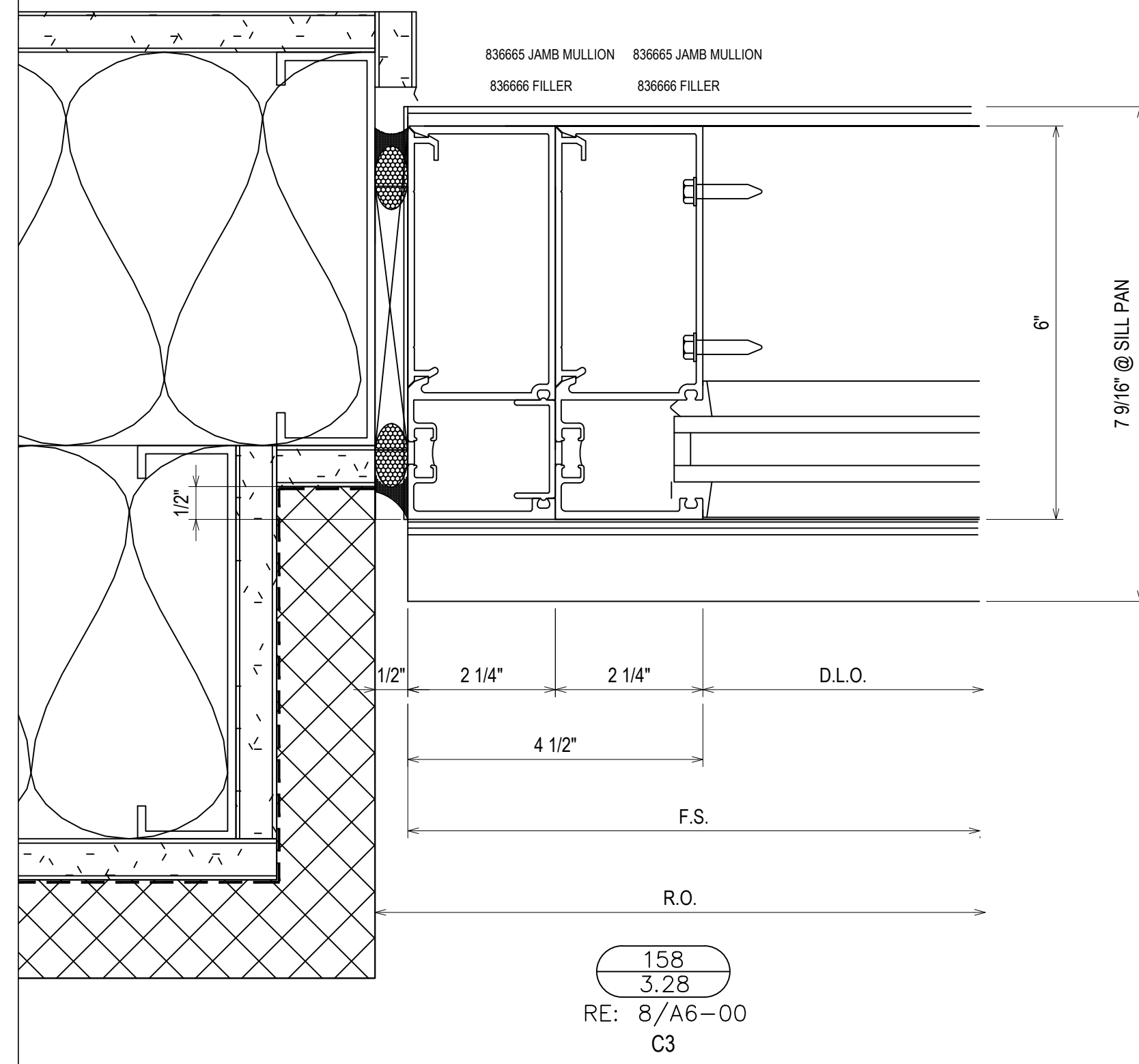
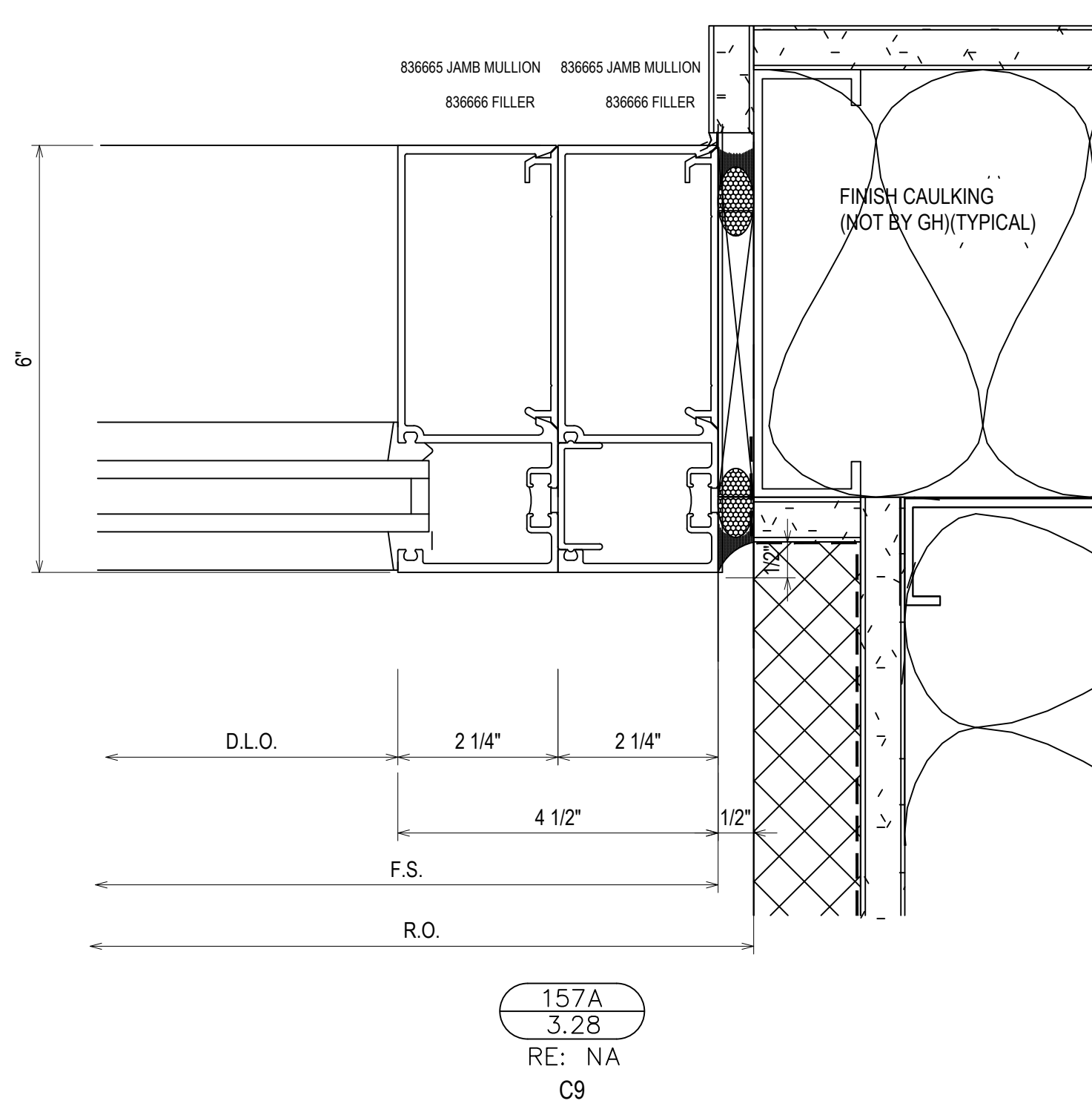
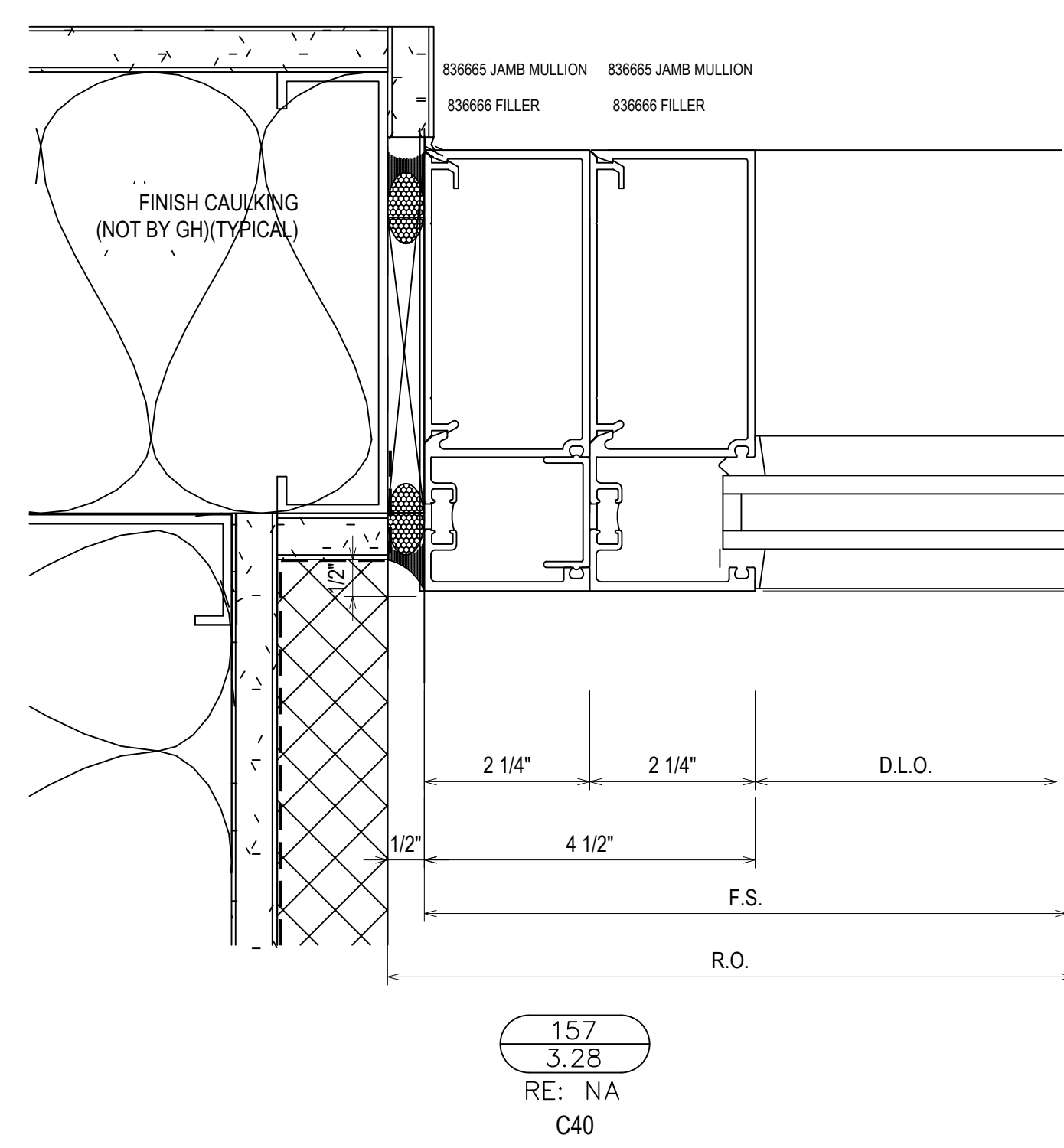
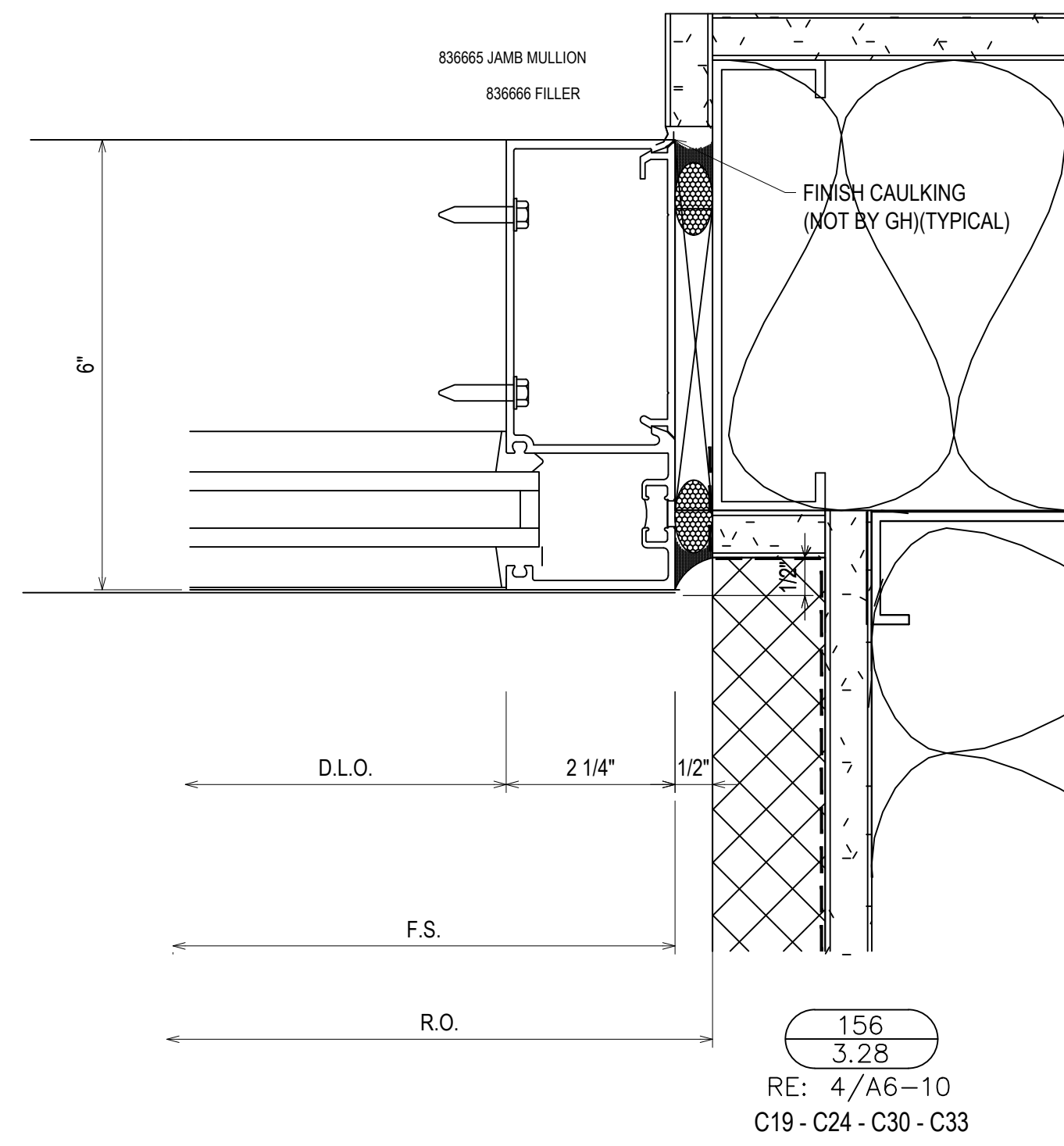
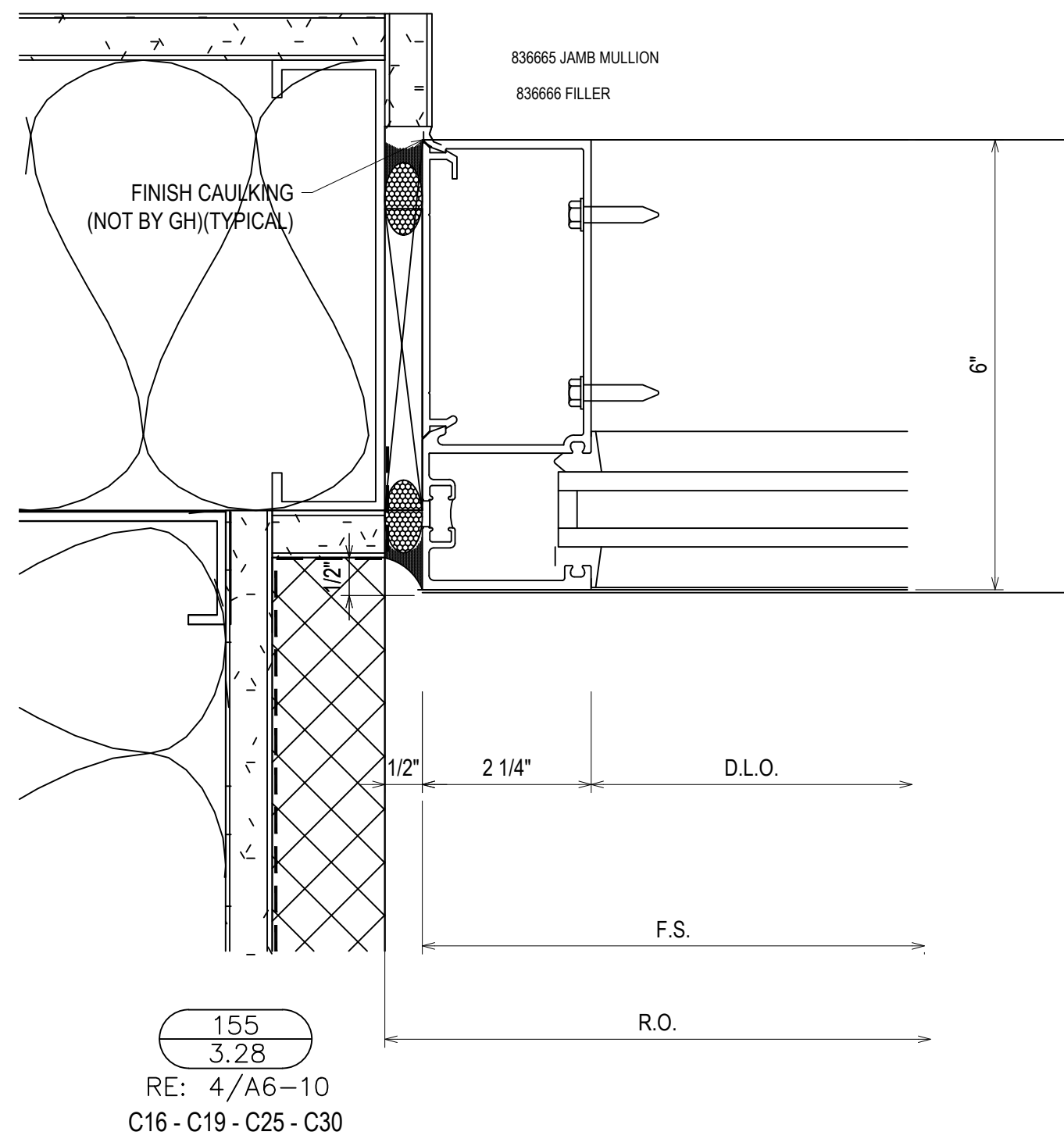
| | |
|-------------|---------------|
| DATE | 10/29/18 |
| DESCRIPTION | REV. 03/20/18 |
| REV. | A |

CAMPERDOWN APARTMENTS
GREENVILLE, SC 29602

GRAHAM-HODGE
ASSOCIATES INC.

| | | | |
|-------------|----------|------|----------|
| DRAWN BY | CW | DATE | 09.24.18 |
| APPROVED BY | PA | DATE | 09.24.18 |
| SCALE | AS NOTED | | |
| FILE NO. | | | |

3.27



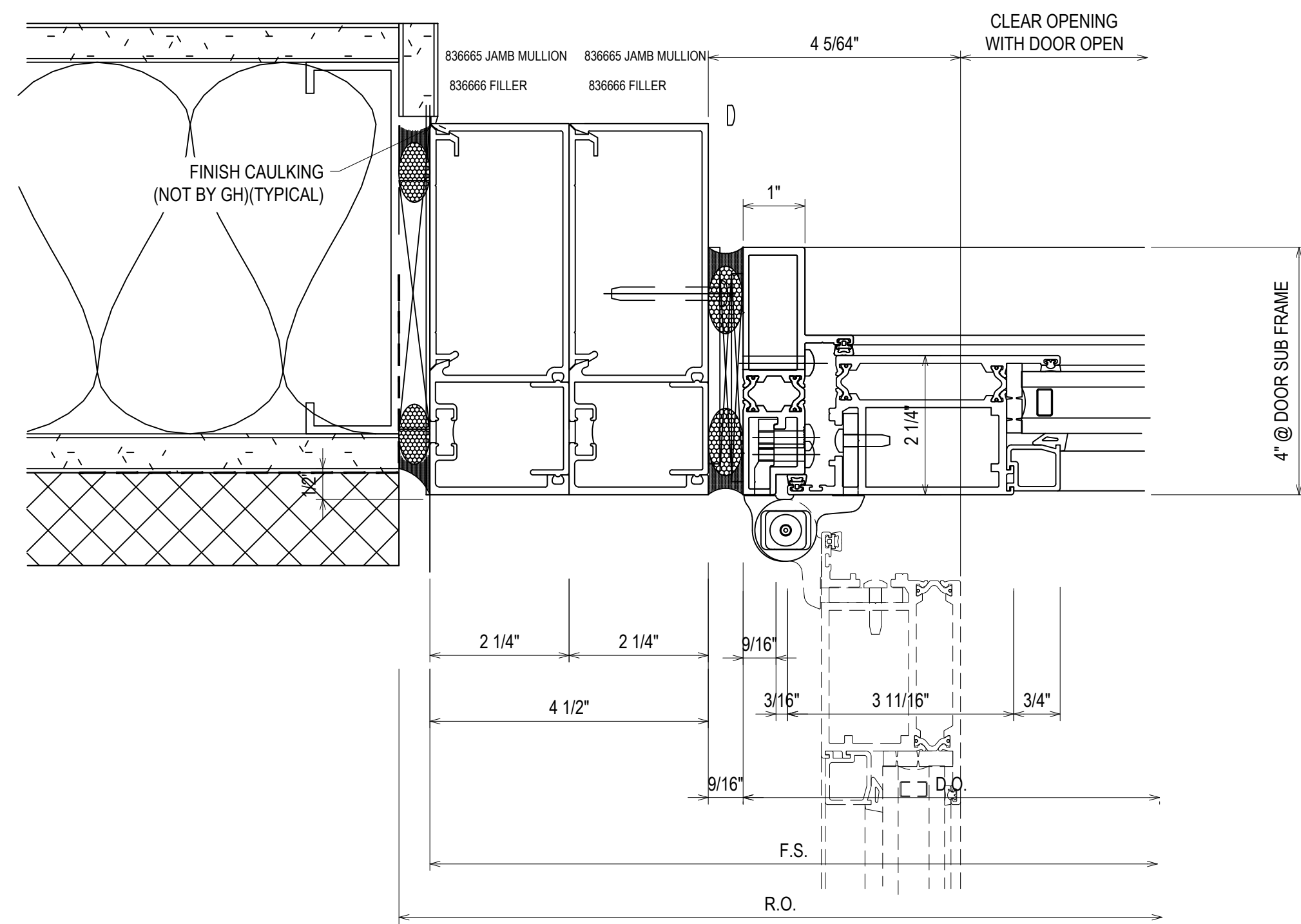
| | |
|-------------|---------------|
| DATE | 10/29/18 |
| DESCRIPTION | REV. 10/29/18 |
| REV. | A |

CAMPERDOWN APARTMENTS
GREENVILLE, SC 29602

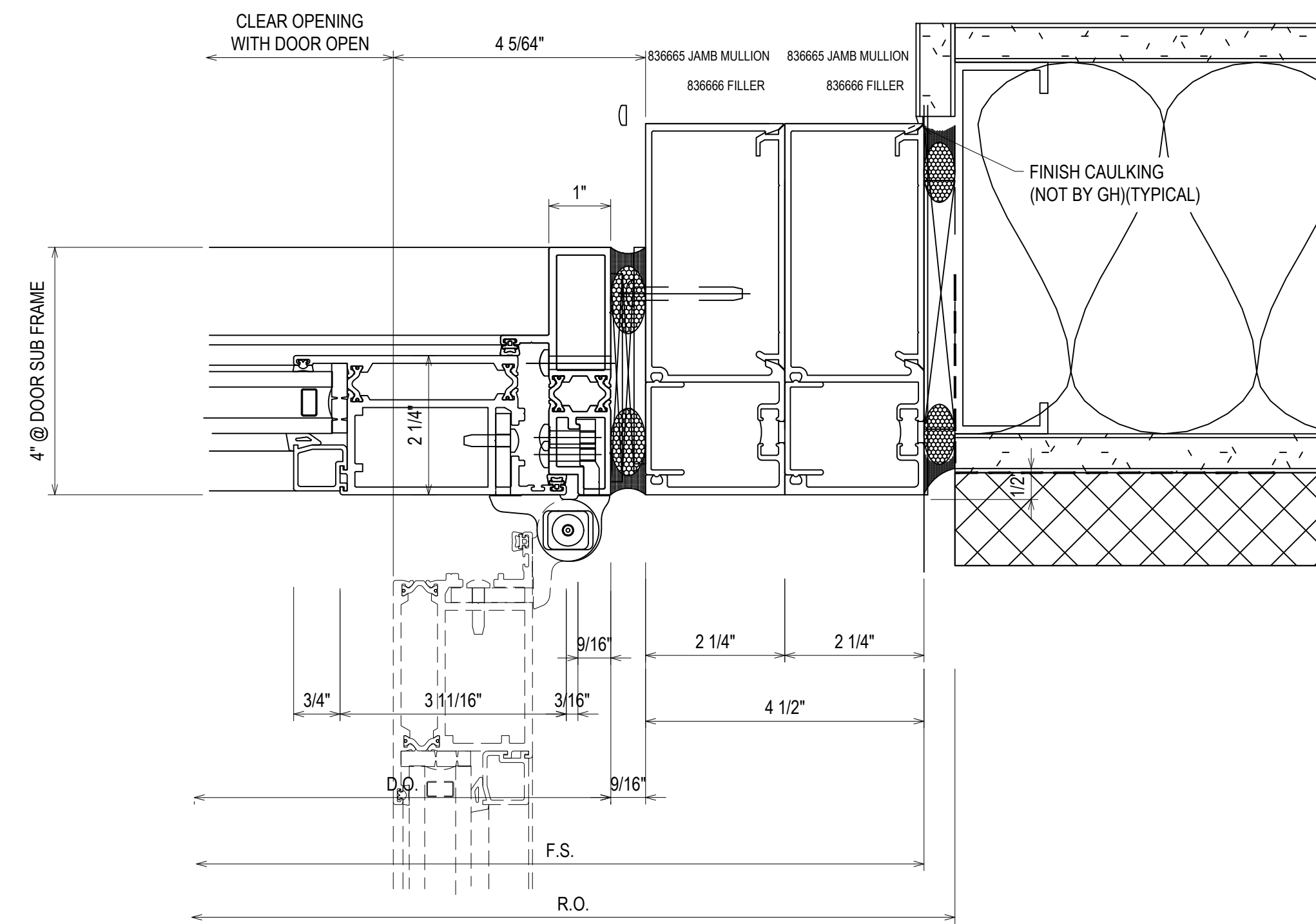


| | | | |
|-------------|----------|-------|----------|
| DRAWN BY | CW | DATE | 09.24.18 |
| APPROVED BY | PA | SHEET | 09.24.18 |
| SCALE | AS NOTED | | |
| FILE NO. | | | |

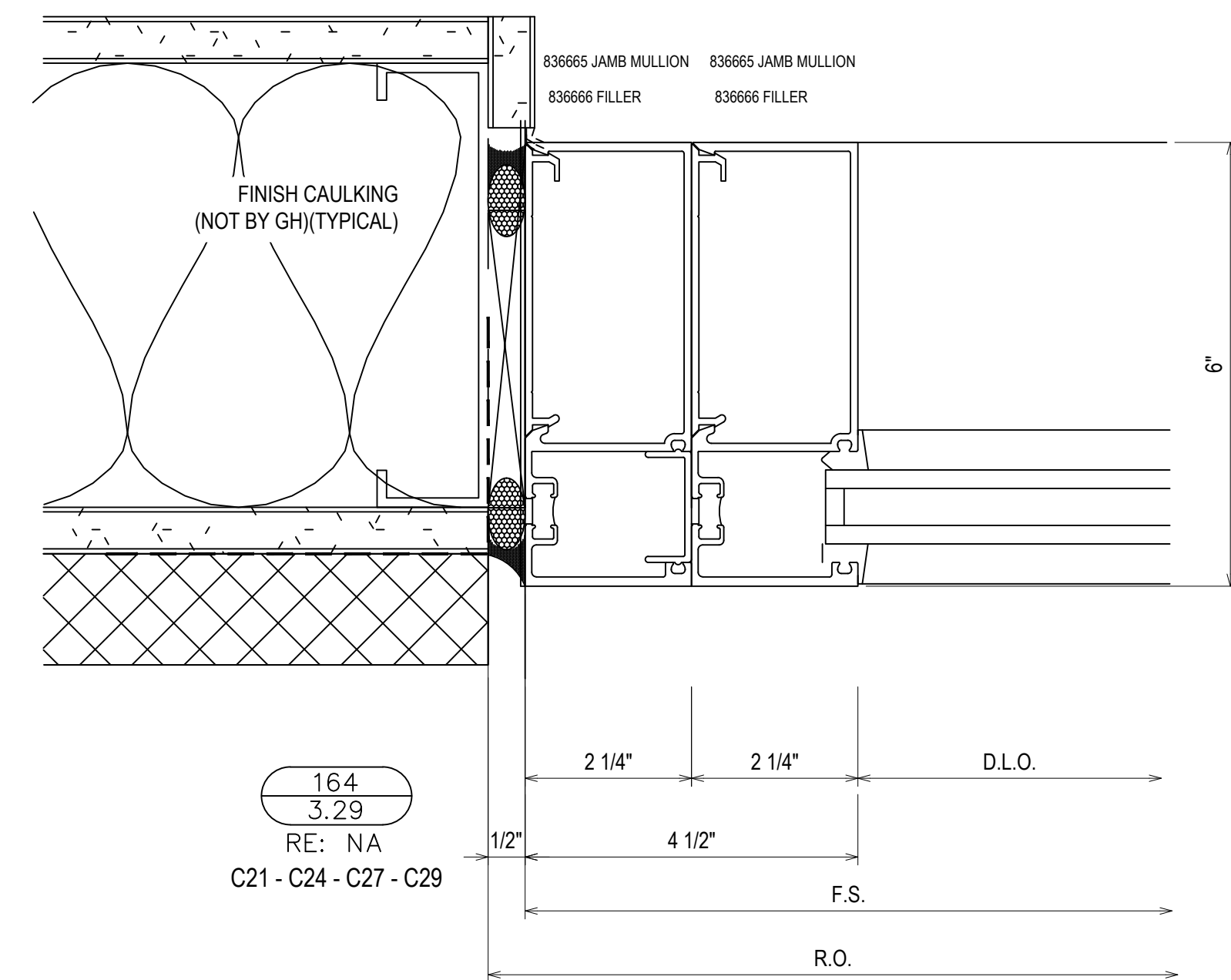
3.28



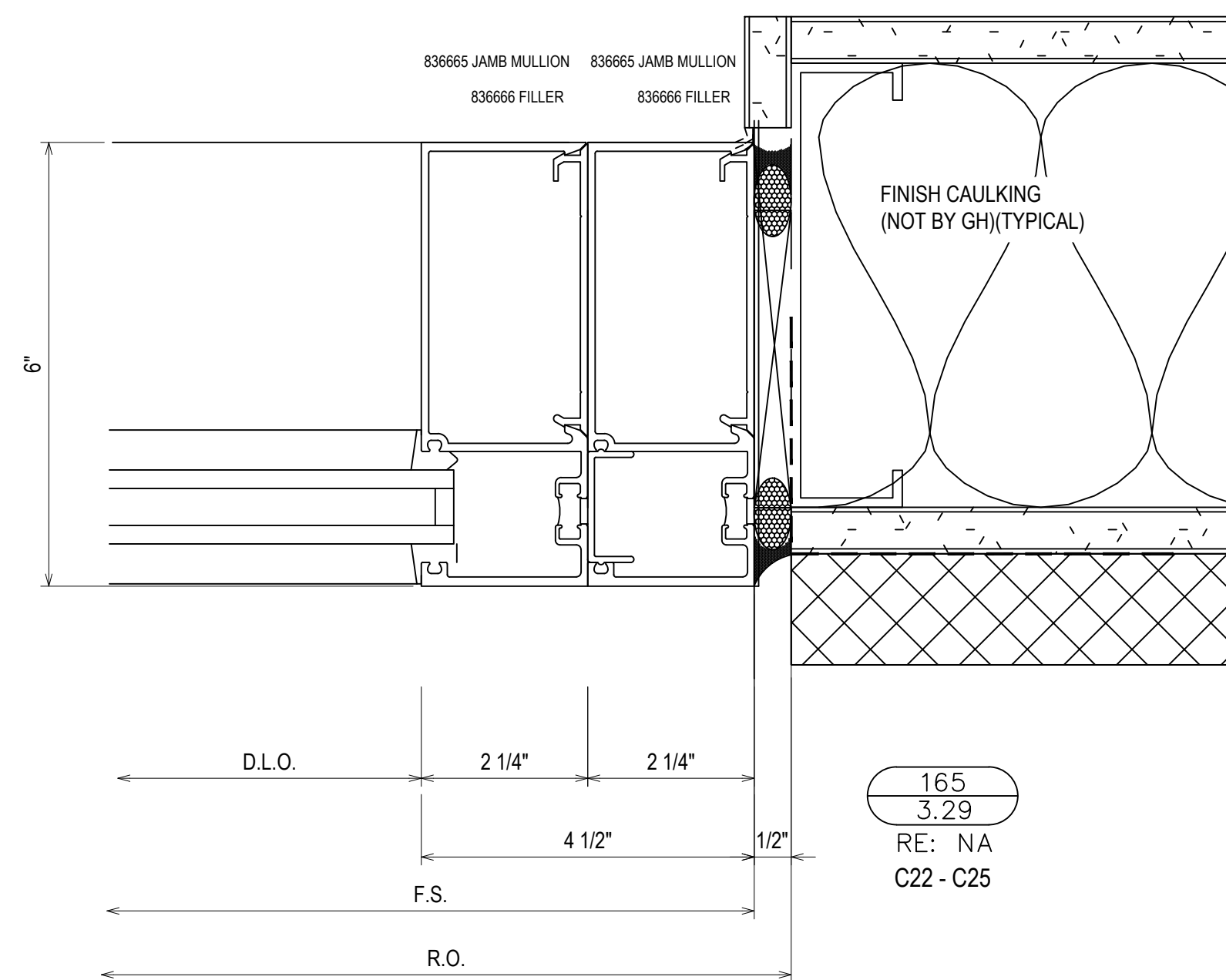
162
3.29
RE: NA
C21 - C24 - C27 - C29



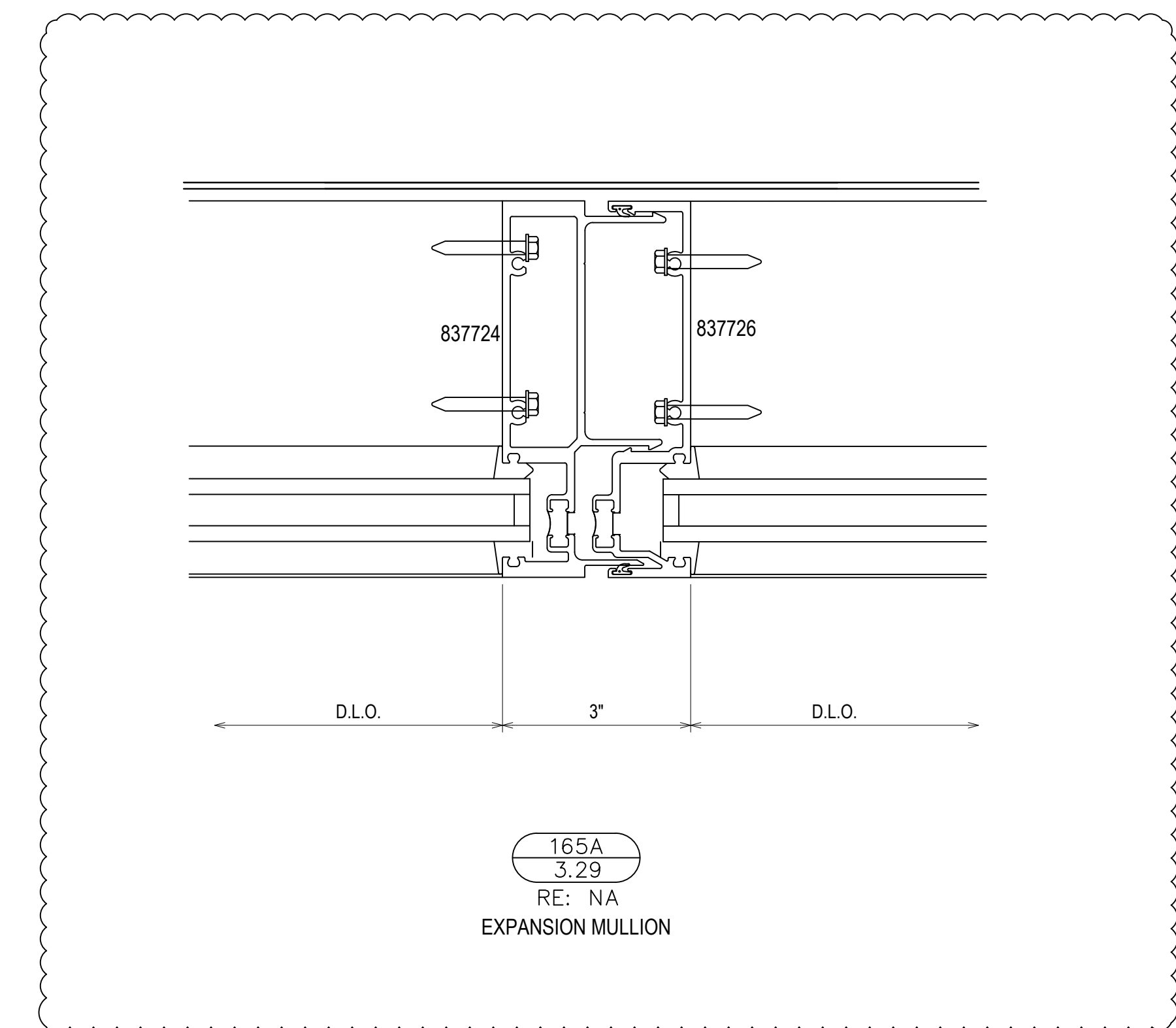
163
3.29
RE: NA
C22 - C25



164
3.29
RE: NA
C21 - C24 - C27 - C29



165
3.29
RE: NA
C22 - C25



165A
3.29
RE: NA
EXPANSION MULLION

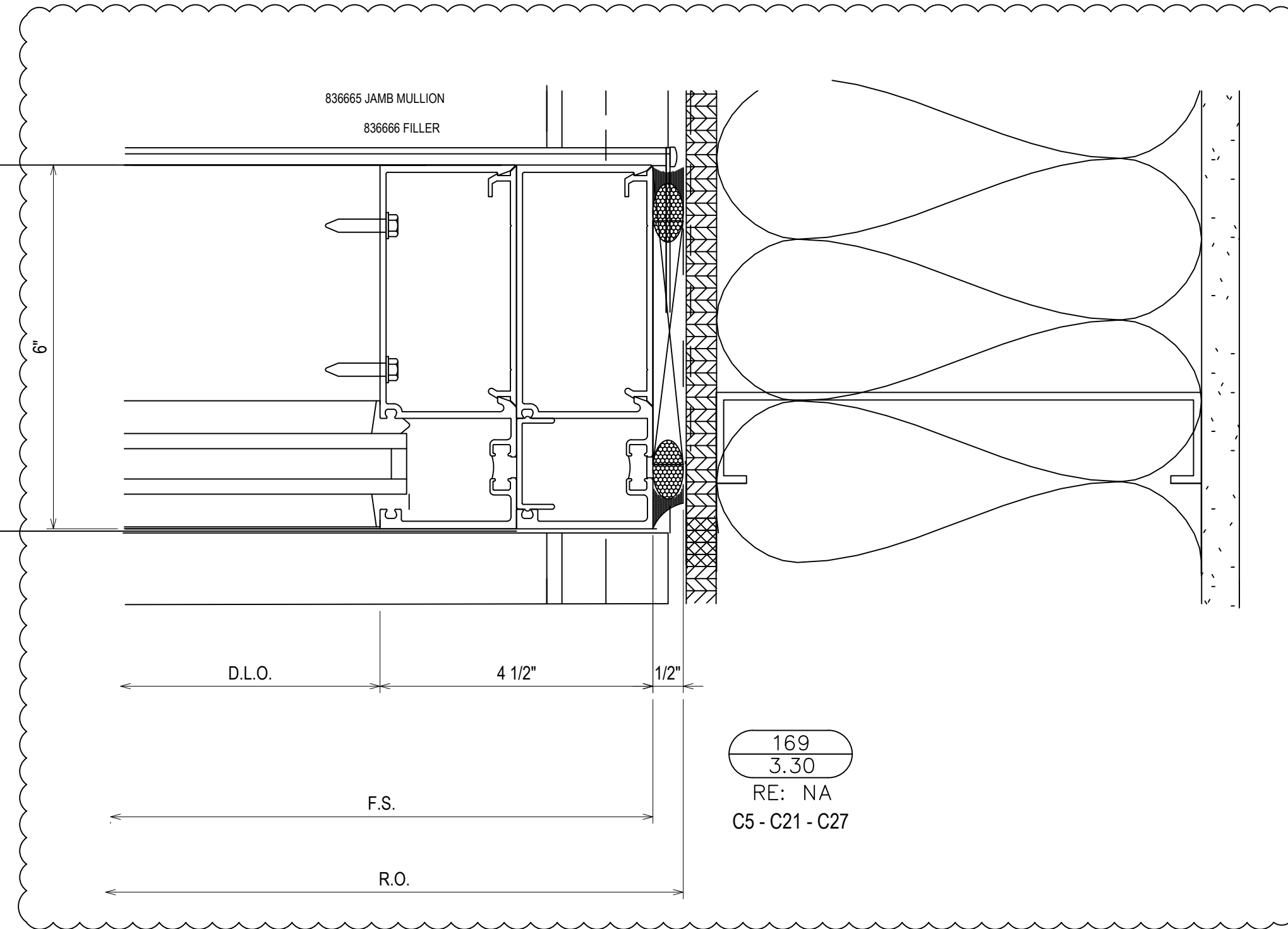
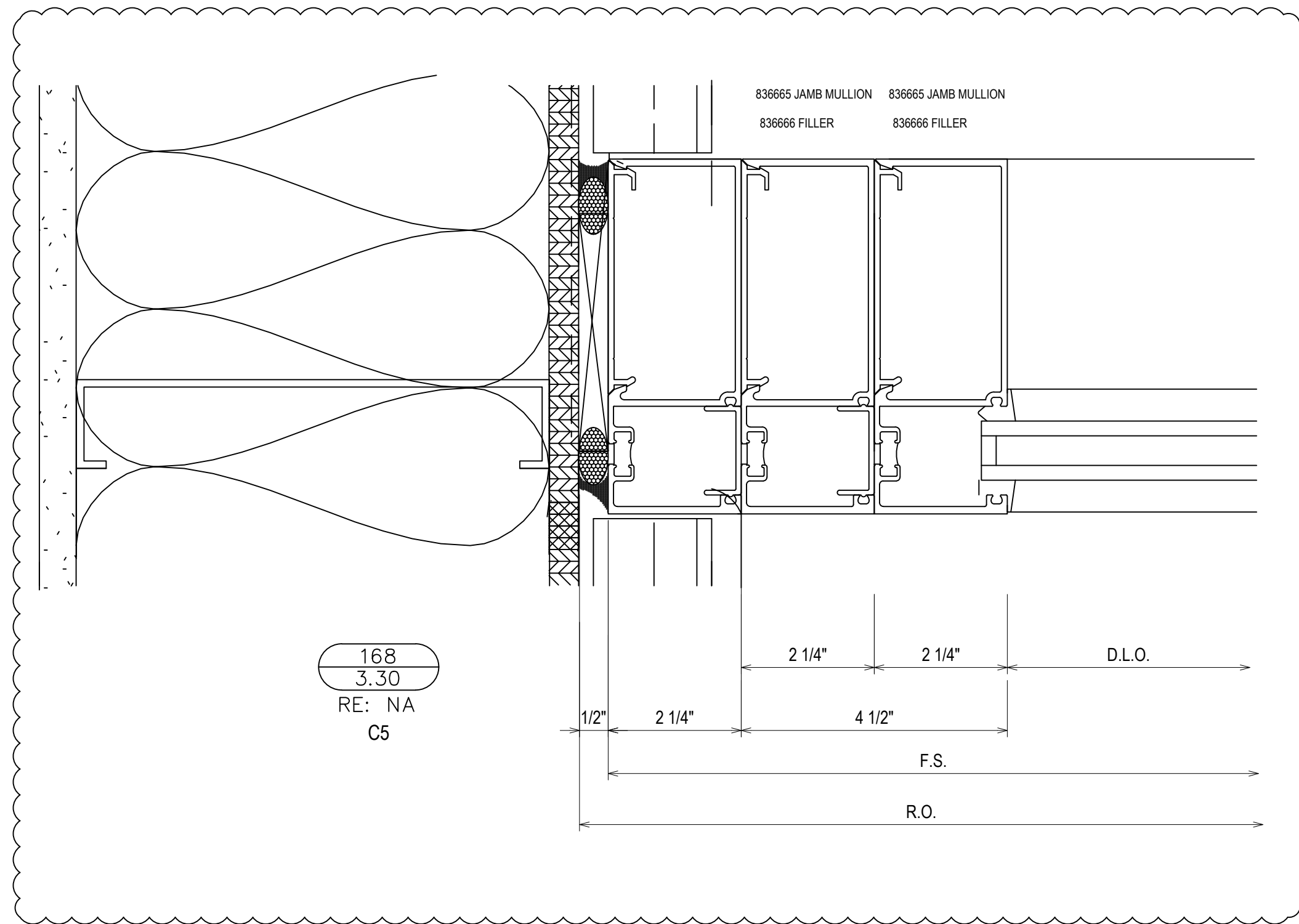
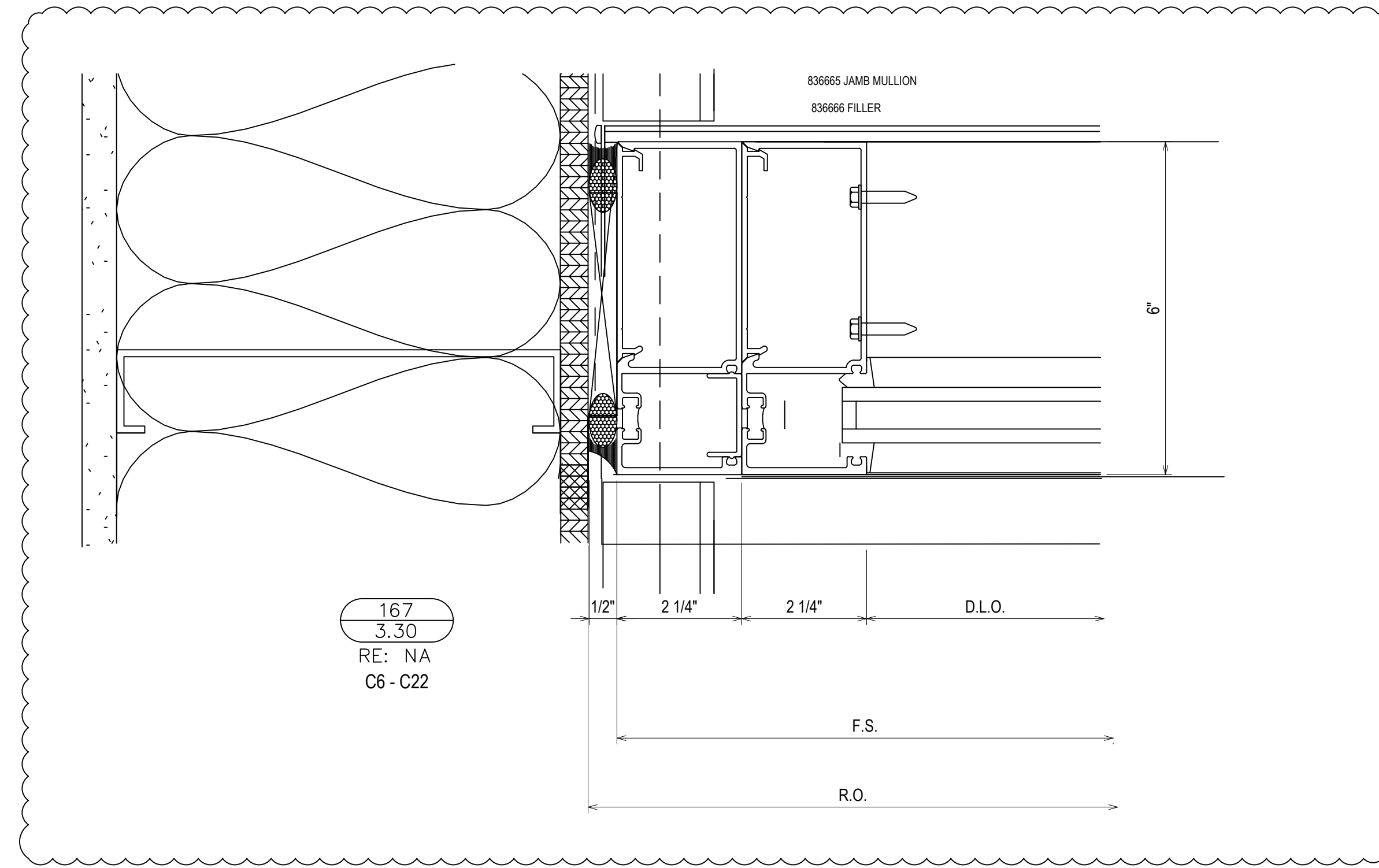
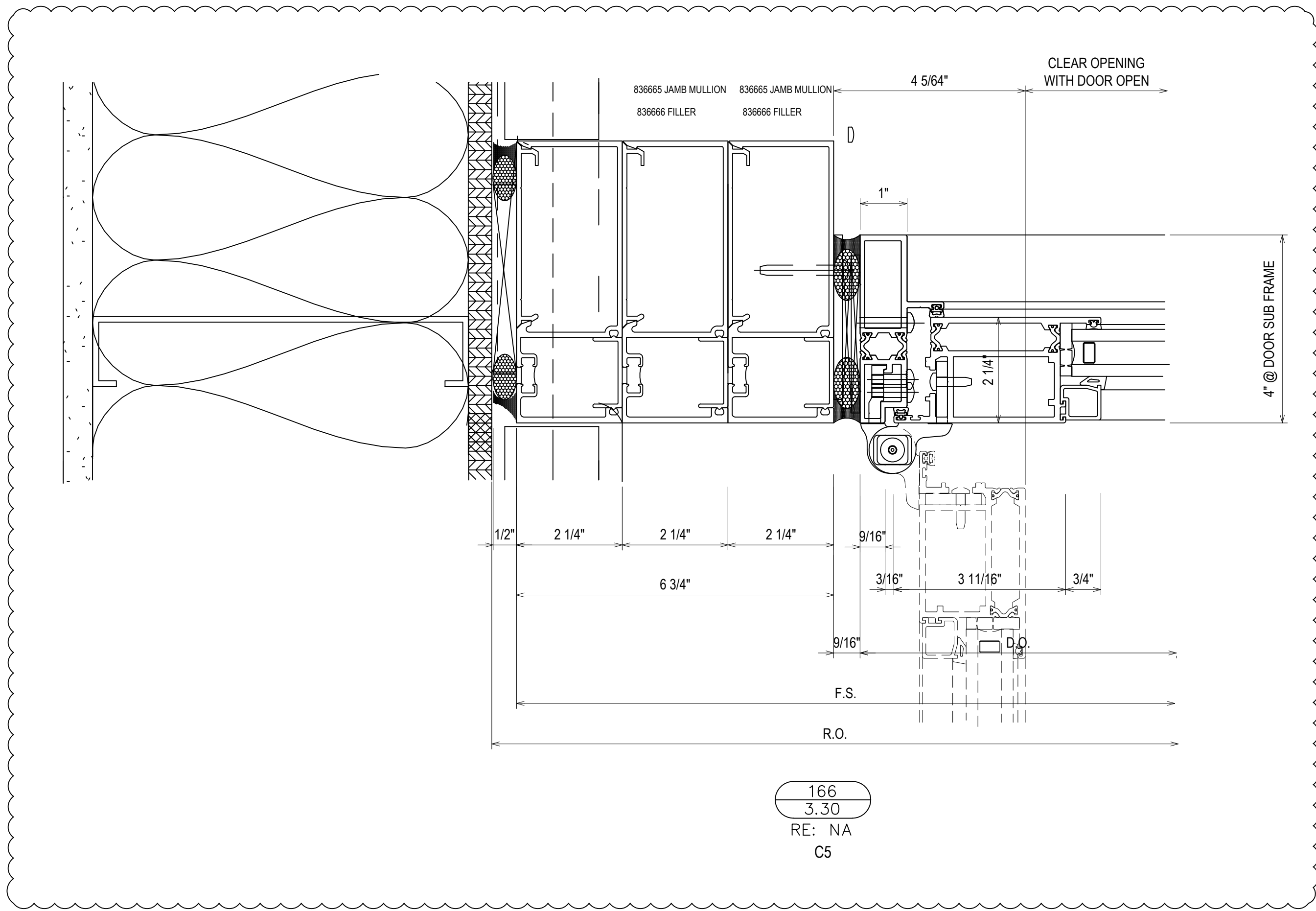
| | |
|-------------|---------------|
| DATE | 10/20/18 |
| DESCRIPTION | REV. 03/20/18 |
| REV. | A |

CAMPERDOWN APARTMENTS
GREENVILLE, SC 29602



| | |
|-------------|----------|
| DRAWN BY | DATE |
| CW | 09.24.18 |
| APPROVED BY | SHEET |
| PA | 09.24.18 |
| SCALE | AS NOTED |
| FILE NO. | |

3.29



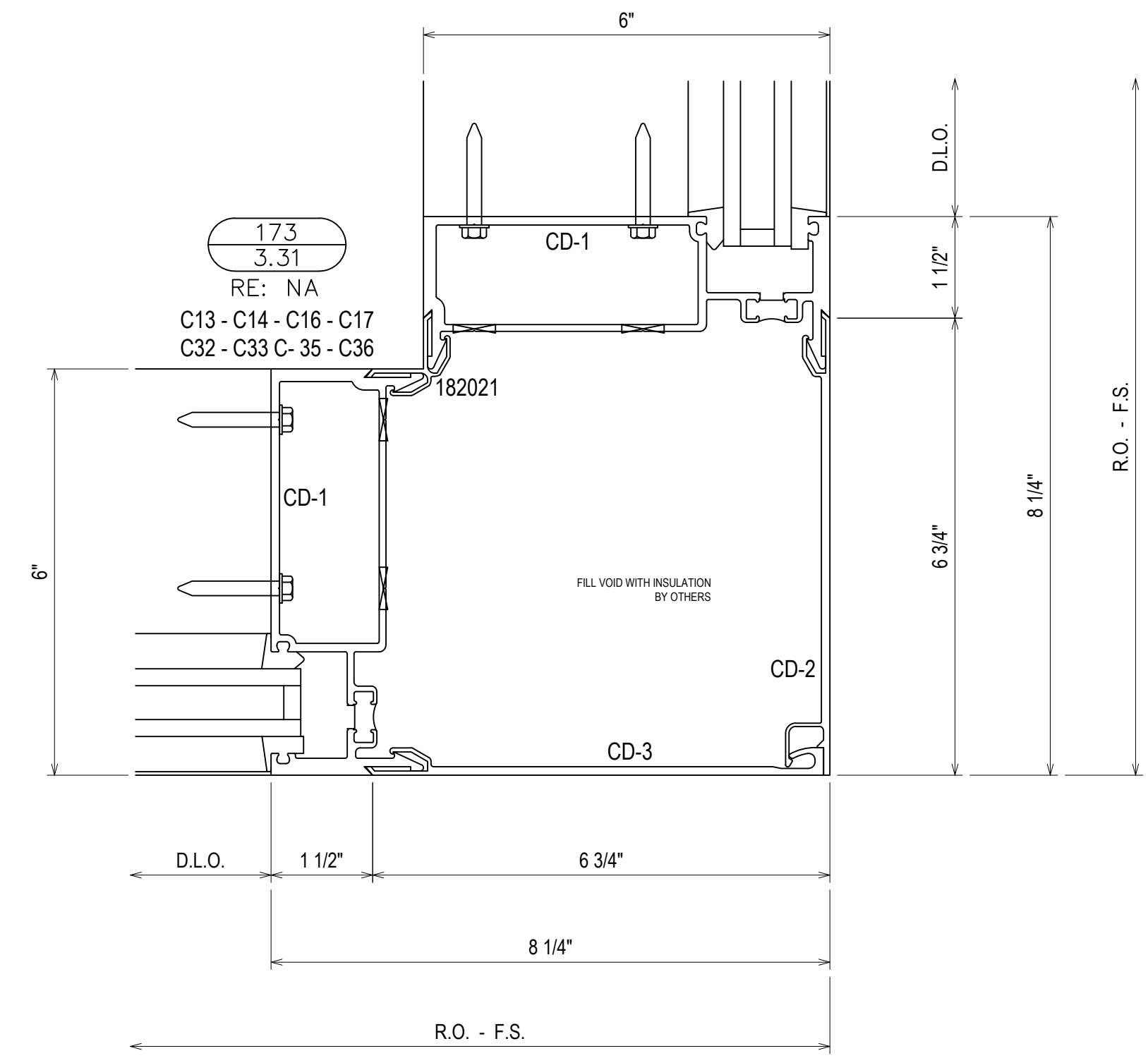
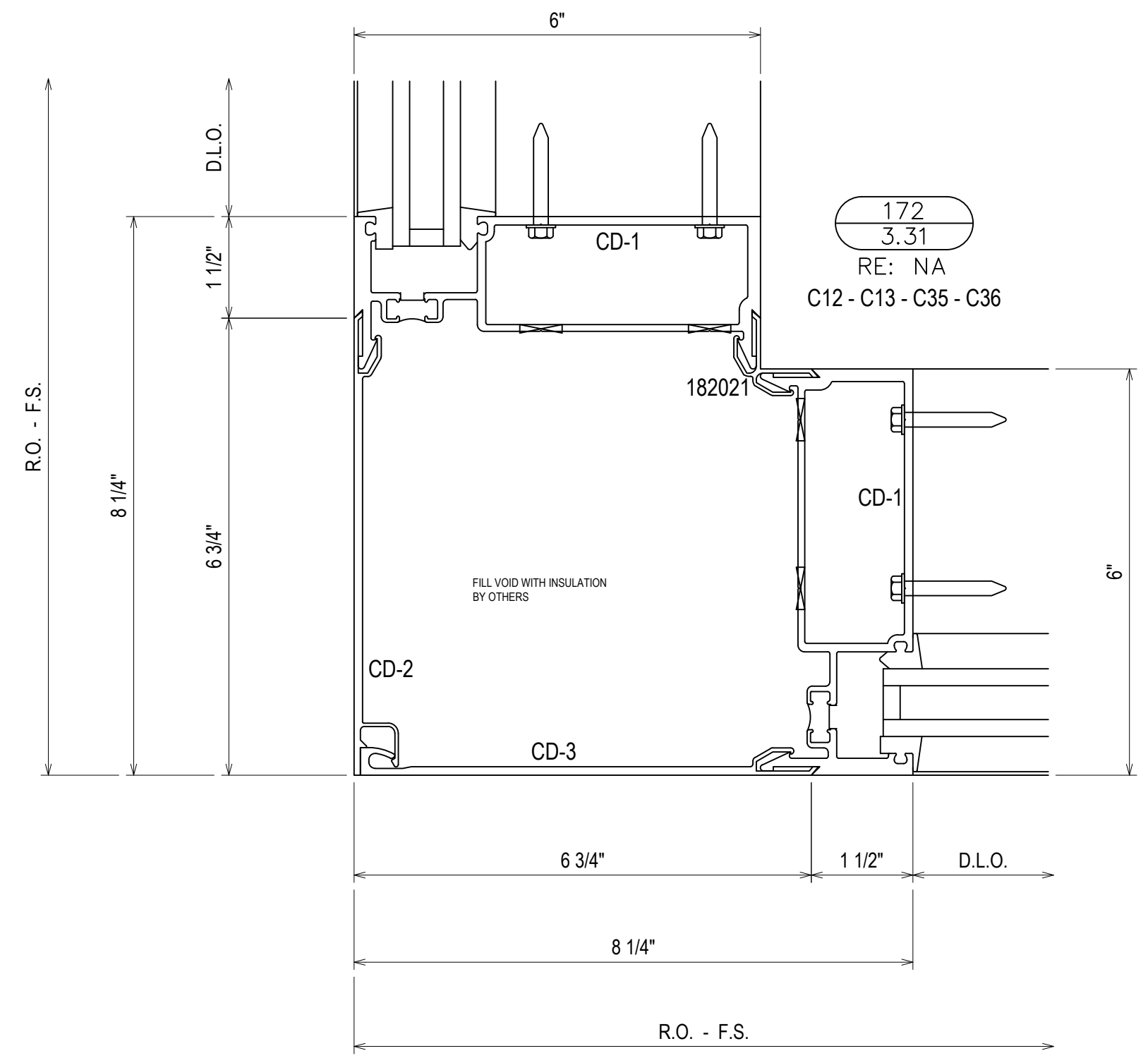
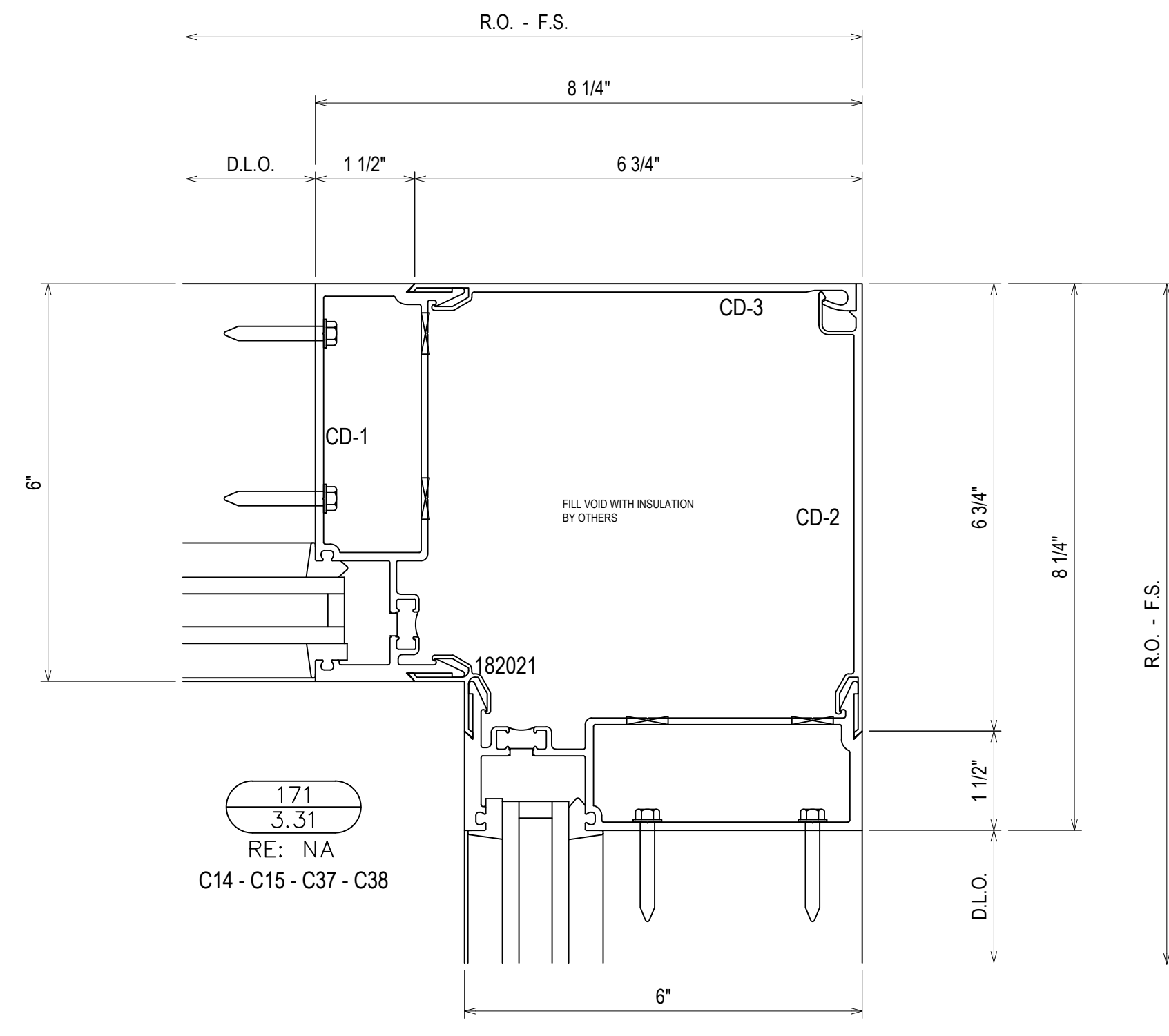
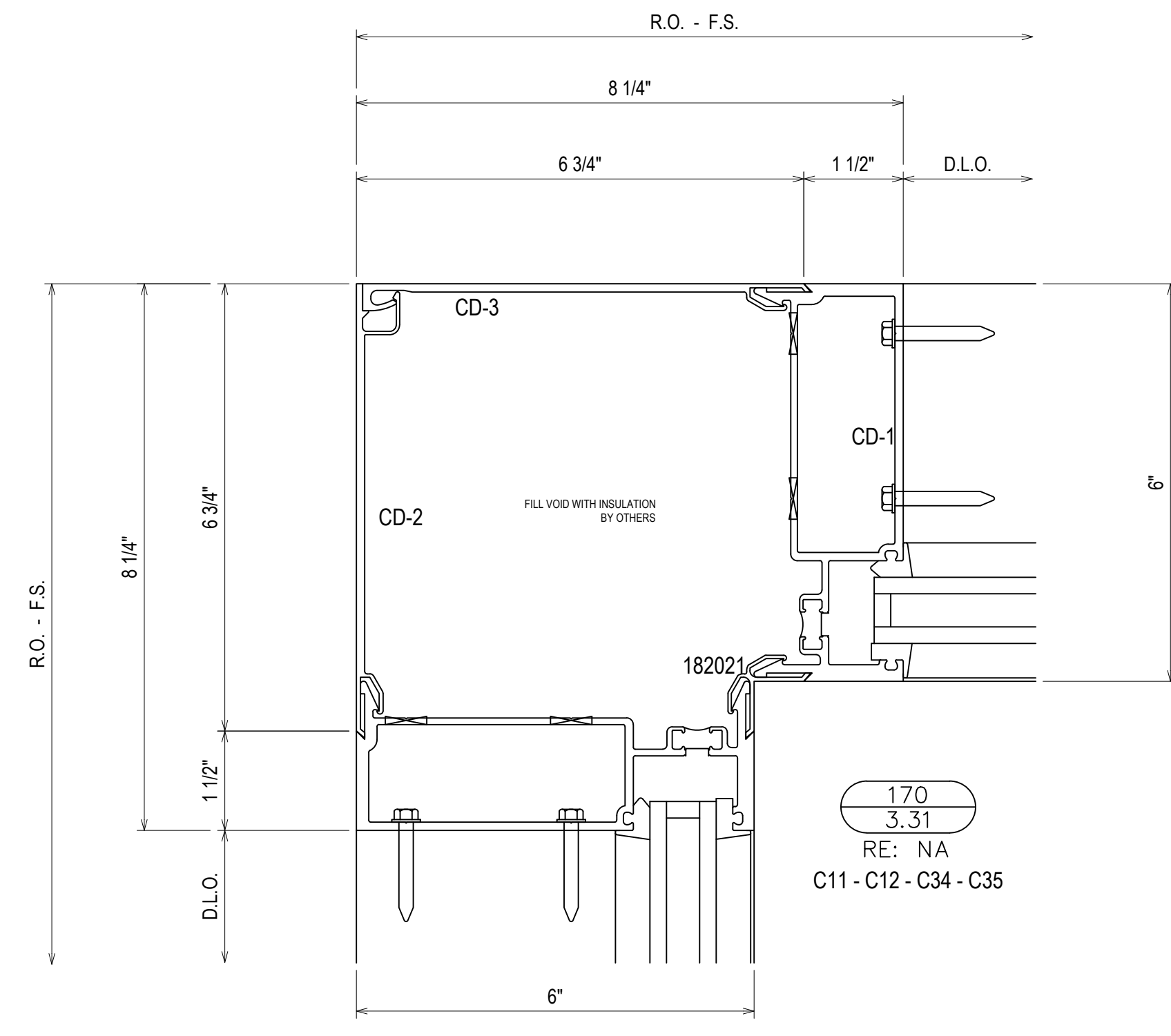
| | |
|-------------|------------------------|
| DATE | 10/21/18 12/12/18 |
| DESCRIPTION | 1ST FLOOR 2ND FLOOR |
| REV. | A B |

CAMPERDOWN APARTMENTS
GREENVILLE, SC 29602

GRAHAM-HODGE
ASSOCIATES INC.


| | | | |
|-------------|----------|-------|----------|
| DRAWN BY | CW | DATE | 09.24.18 |
| APPROVED BY | PA | SHEET | 09.24.18 |
| SCALE | AS NOTED | | |
| FILE NO. | | | |

3.30



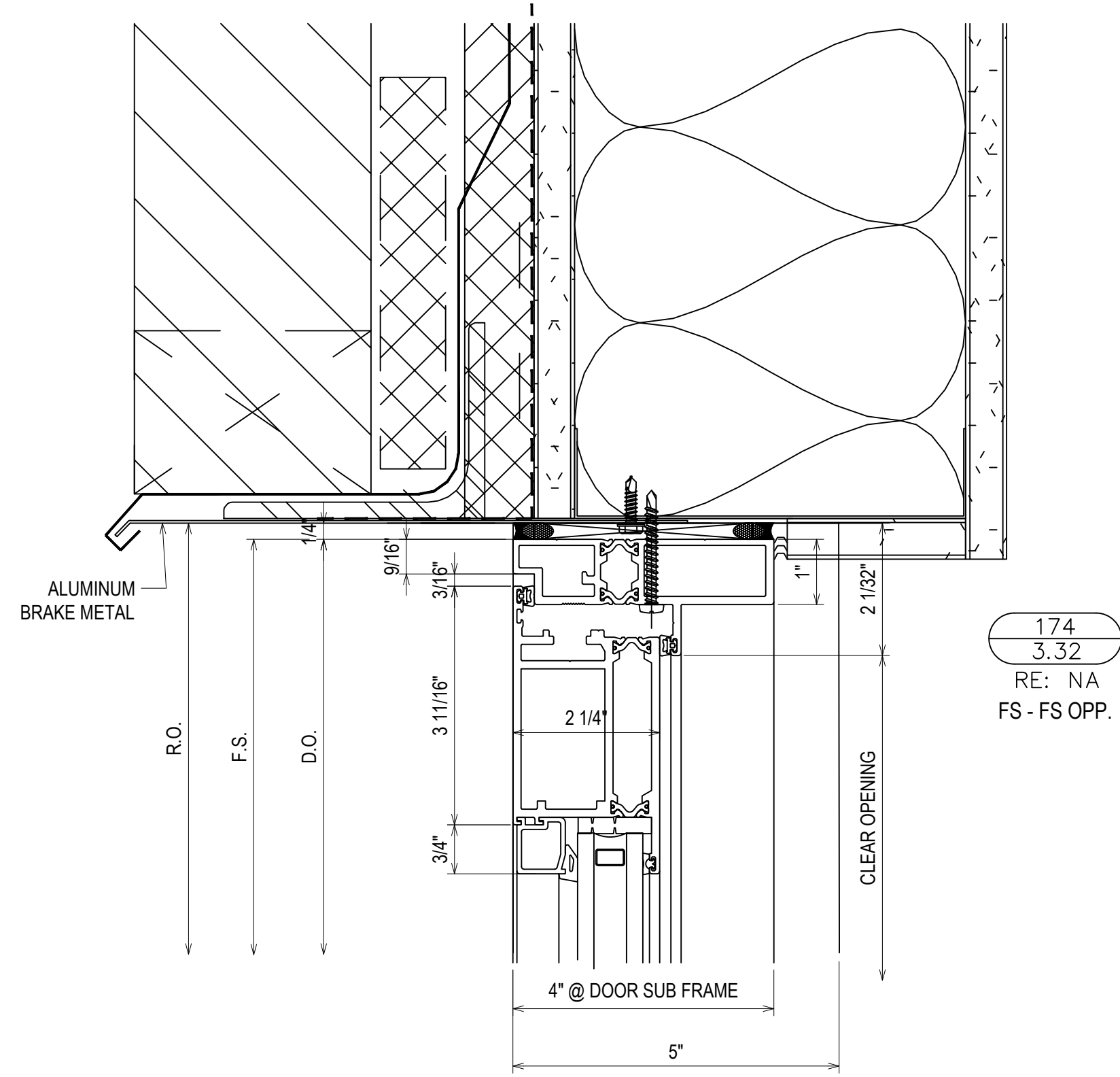
| | |
|-------------|----------------|
| DATE | 10/24/18 |
| DESCRIPTION | 1ST FLOOR PLAN |
| REV. | A |
| | B |

CAMPERDOWN APARTMENTS
GREENVILLE, SC 29602

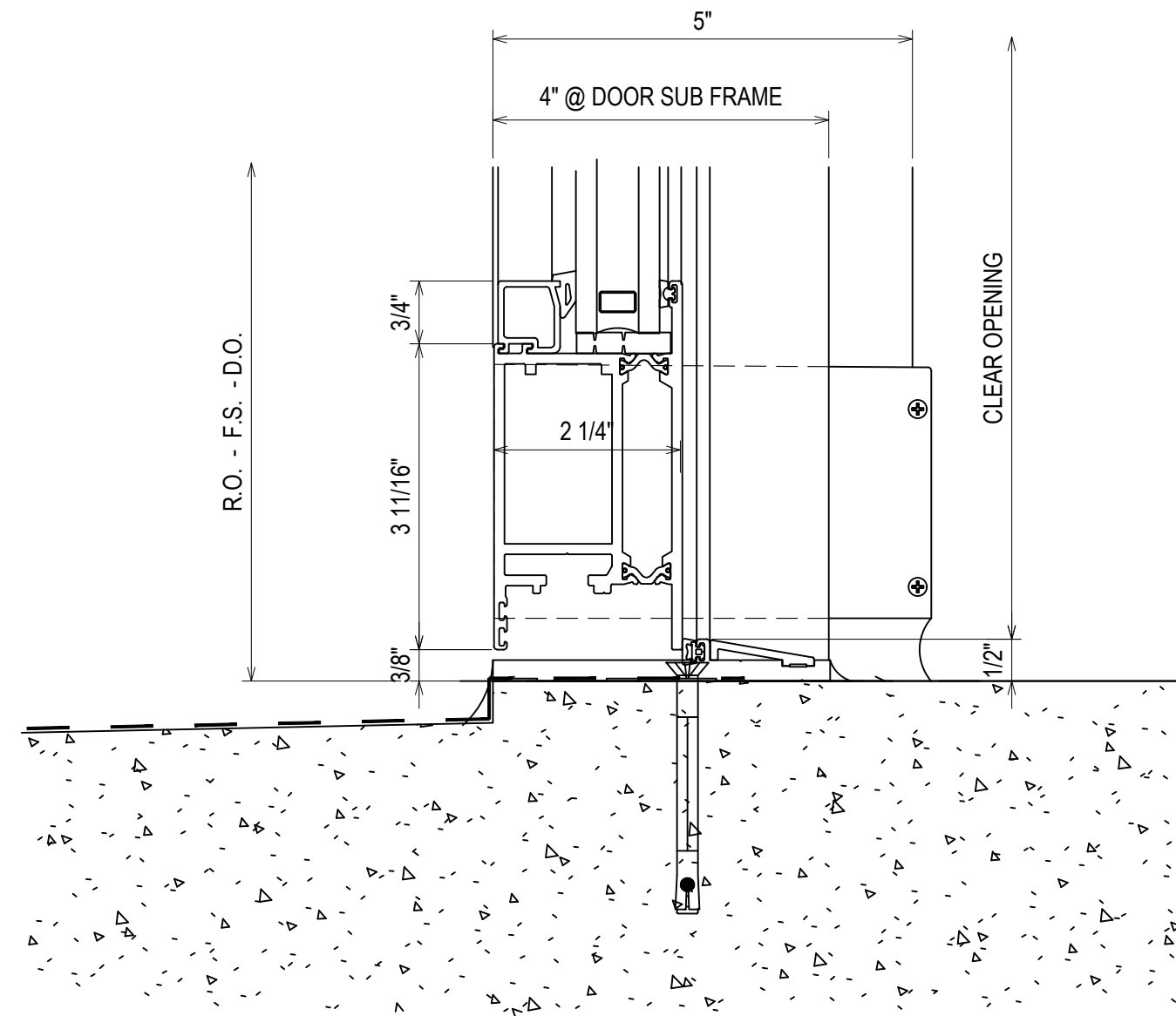


| | | | |
|-------------|----------|-------|----------|
| DRAWN BY | CW | DATE | 09.24.18 |
| APPROVED BY | PA | SHEET | 09.24.18 |
| SCALE | AS NOTED | | |
| FILE NO | | | |

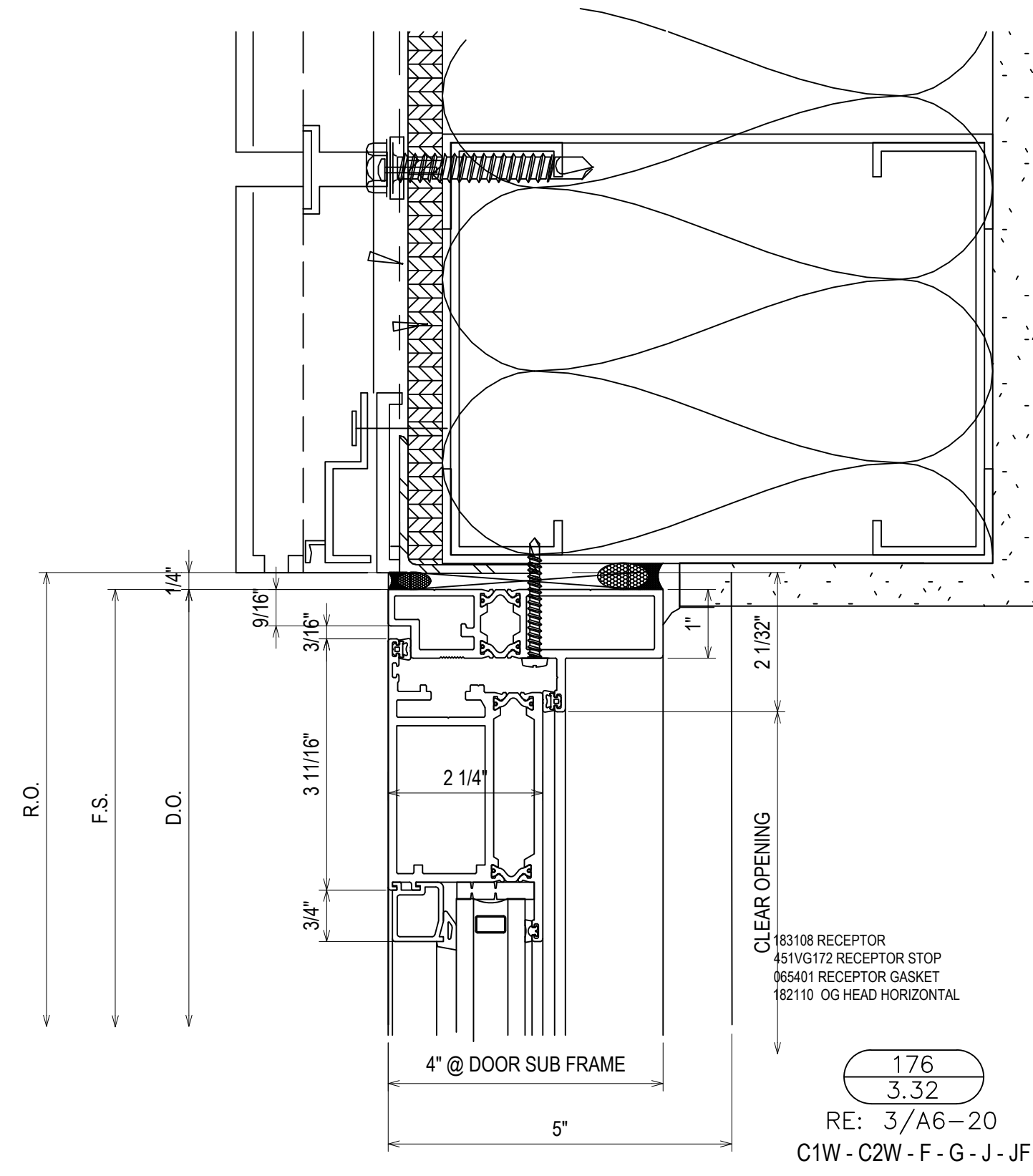
3.31



174
3.32
RE: NA
FS - FS OPP.



175
3.32
RE: 7/A6-00
FS - FS OPP.



176
3.32
RE: 3/A6-20
C1W - C2W - F - G - J - JF

| REV. | DESCRIPTION | DATE |
|------|-------------|----------|
| A | REVISED | 10/24/18 |
| B | REVISED | 12/12/18 |

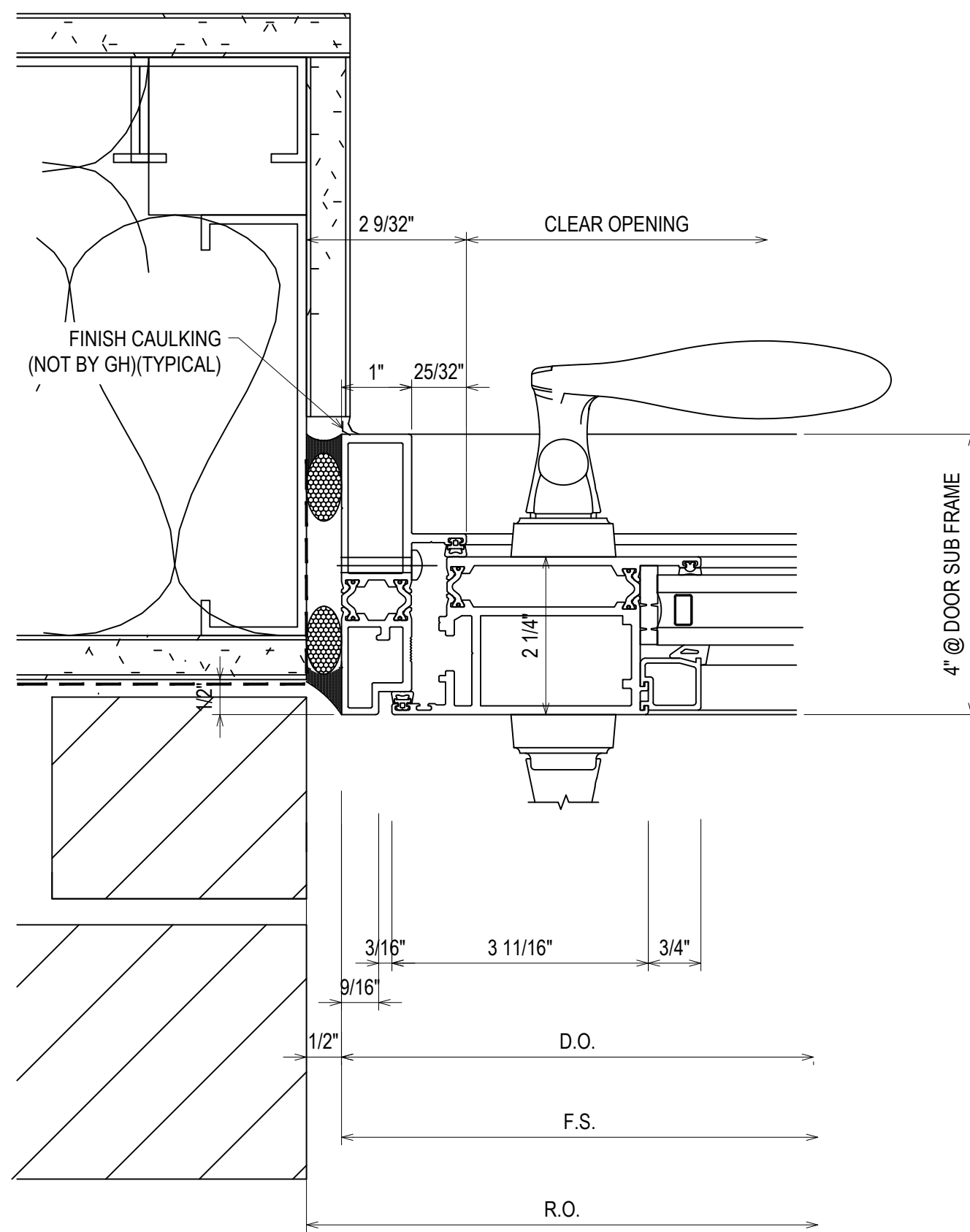
CAMPERDOWN APARTMENTS

GREENVILLE, SC 29602

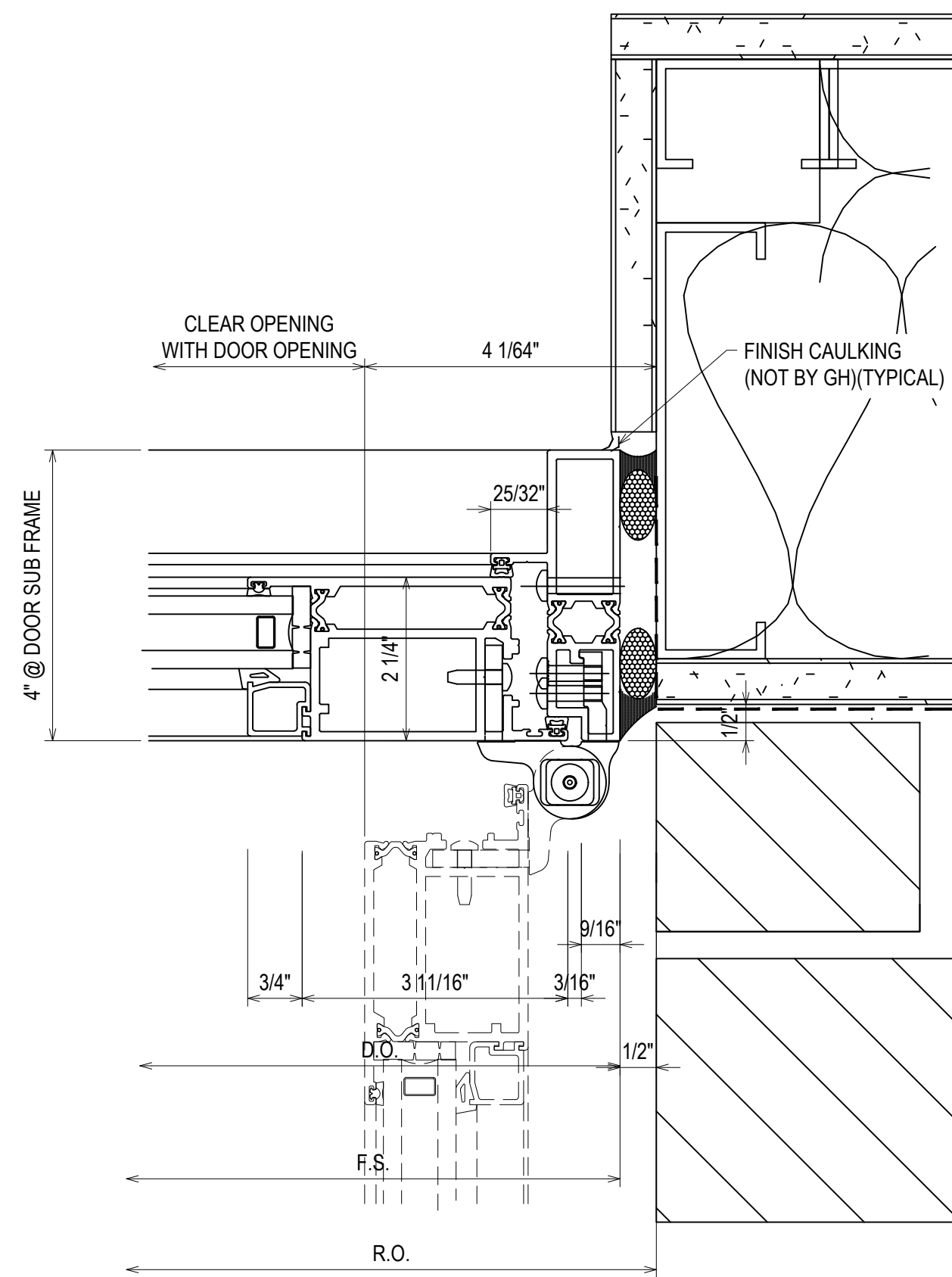


| | |
|--------------------|-------------------|
| DRAWN BY: CW | DATE: 09.24.18 |
| APPROVED BY: PA | DATE: 09.24.18 |
| SCALE: AS NOTED | FILE NO: |

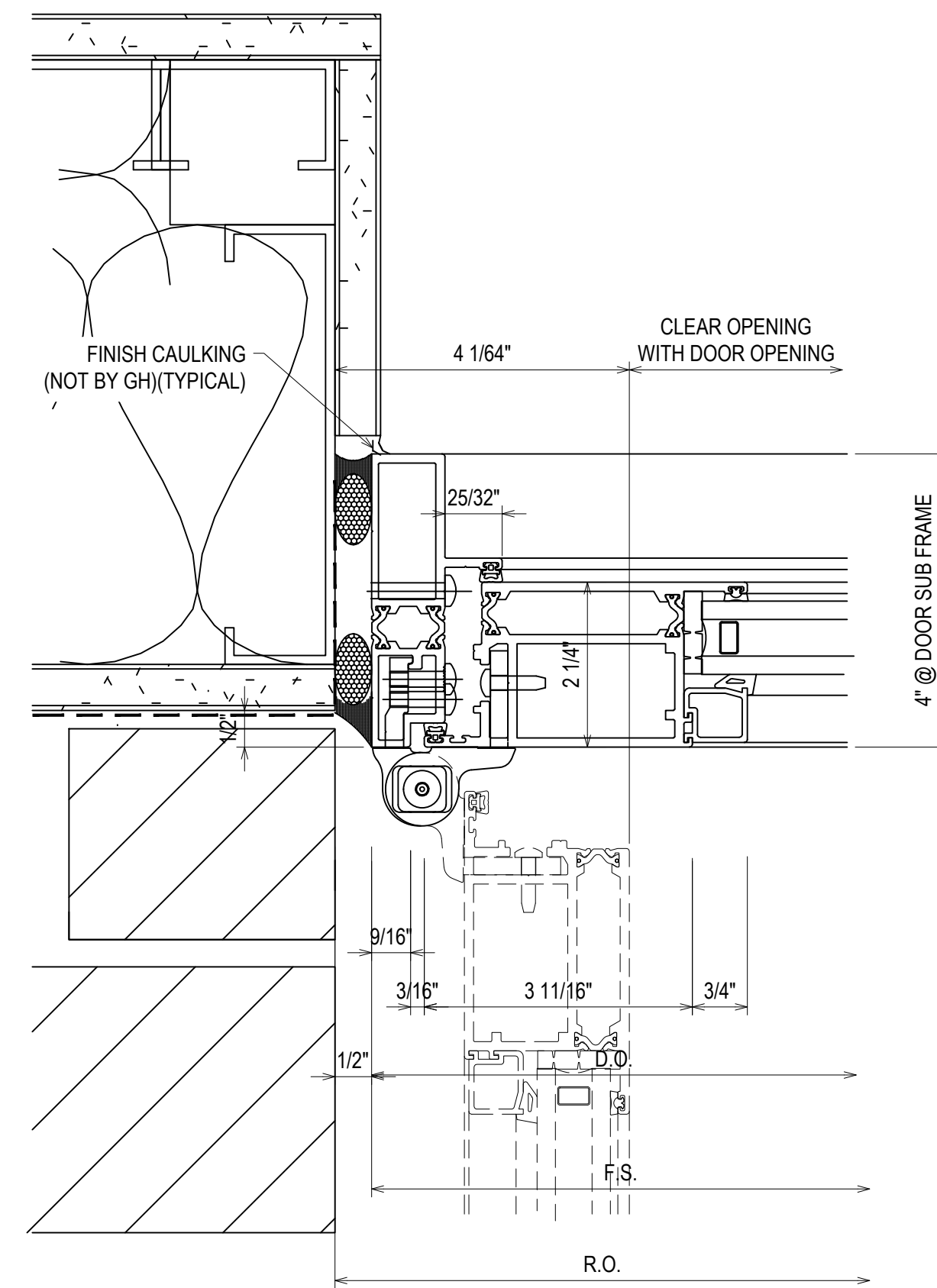
3.32



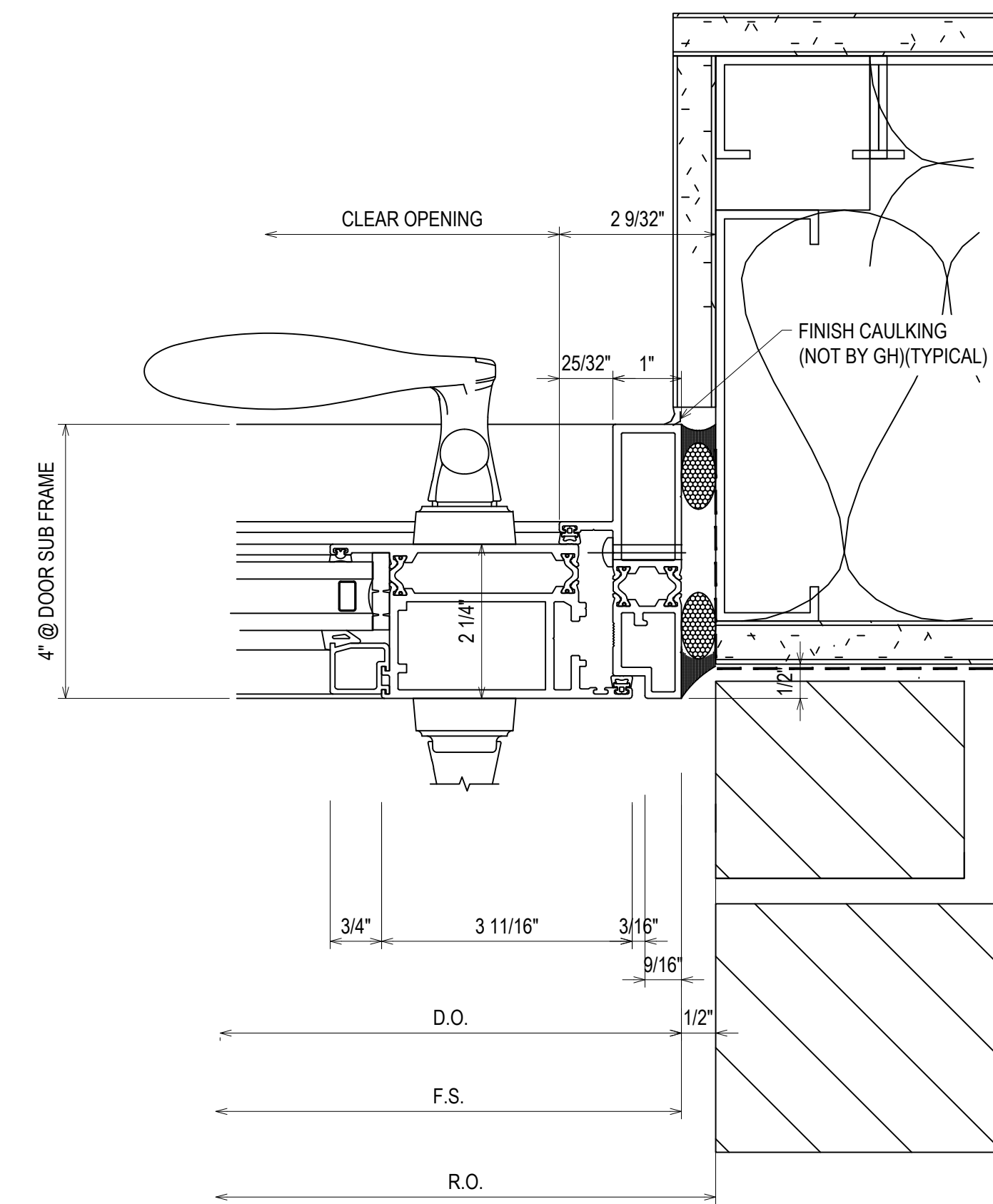
177
3.33
RE: NA
FS



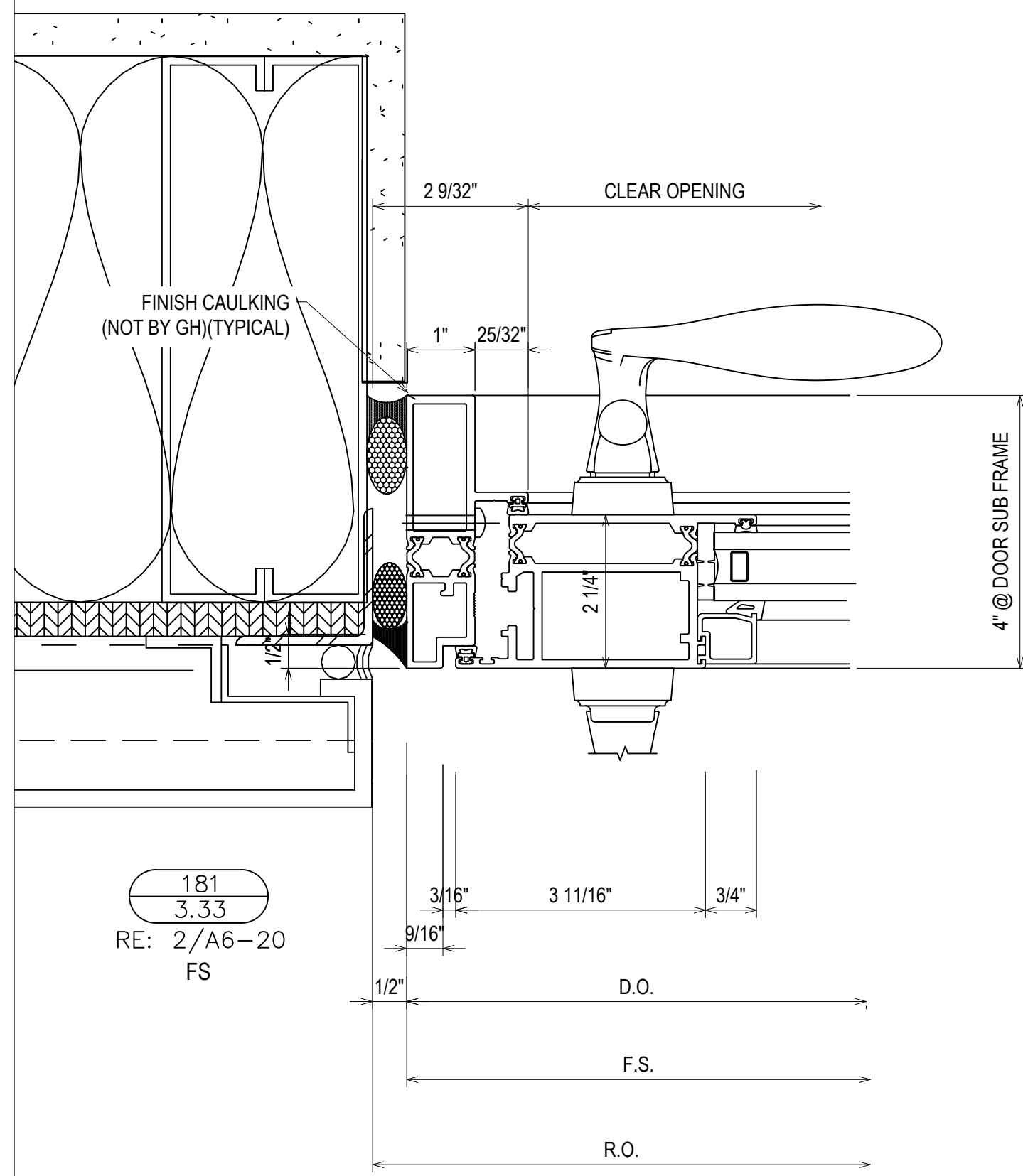
178
3.33
RE: NA
FS



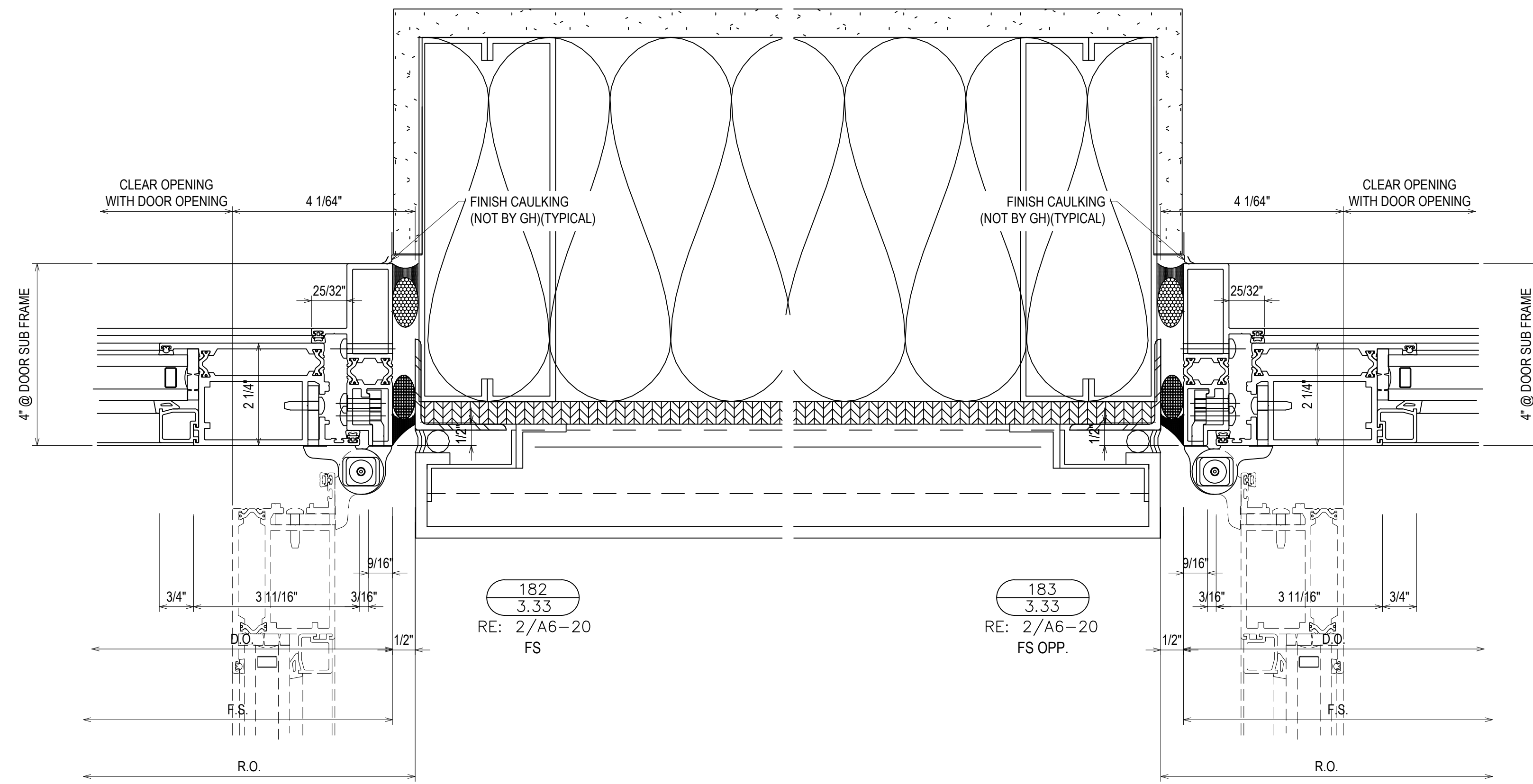
179
3.33
RE: NA
FS OPP.



180
3.33
RE: NA
FS OPP.

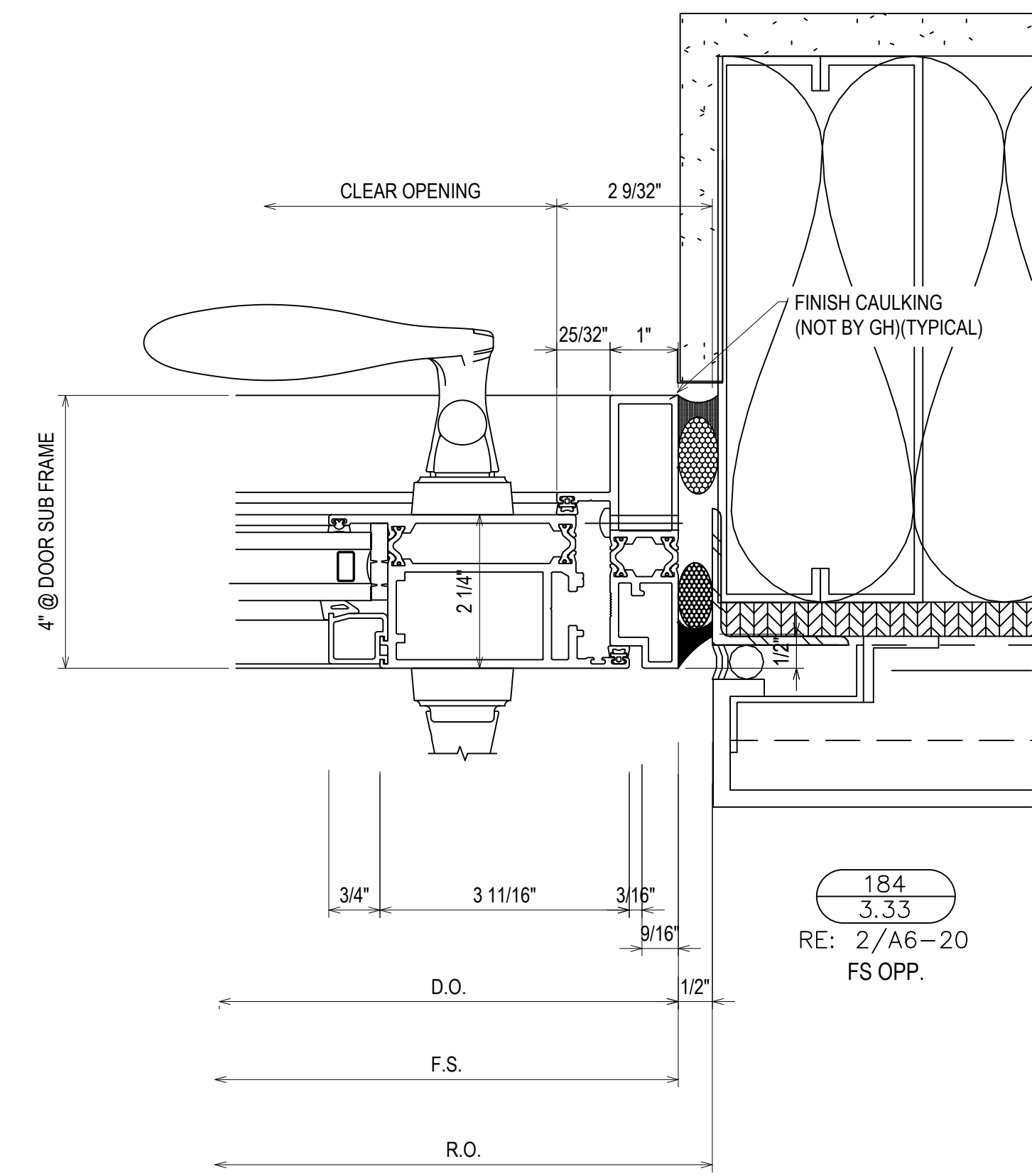


181
3.33
RE: 2/A6-20
FS



182
3.33
RE: 2/A6-20
FS


183
3.33
RE: 2/A6-20
FS OPP.



184
3.33
RE: 2/A6-20
FS OPP.

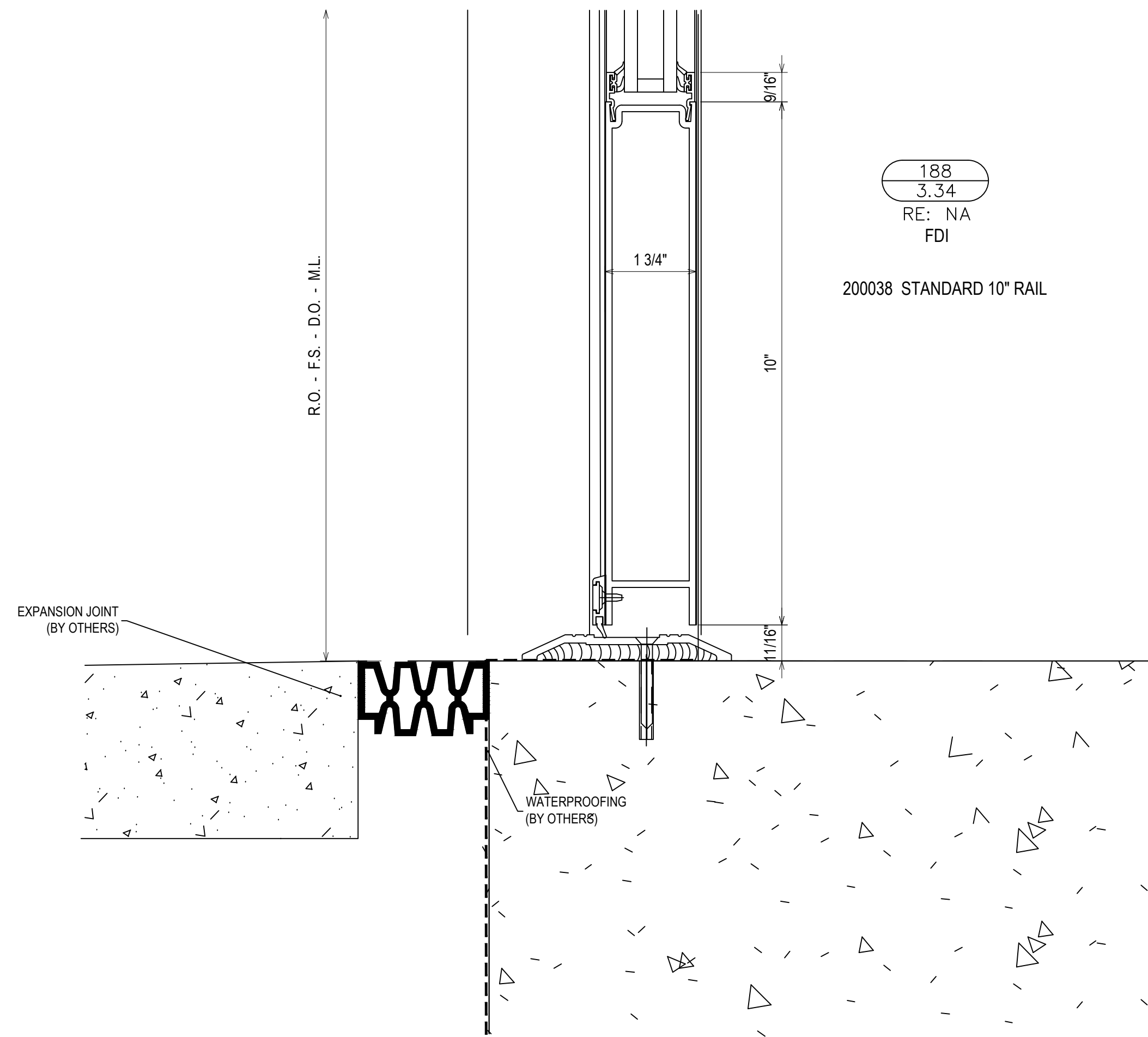
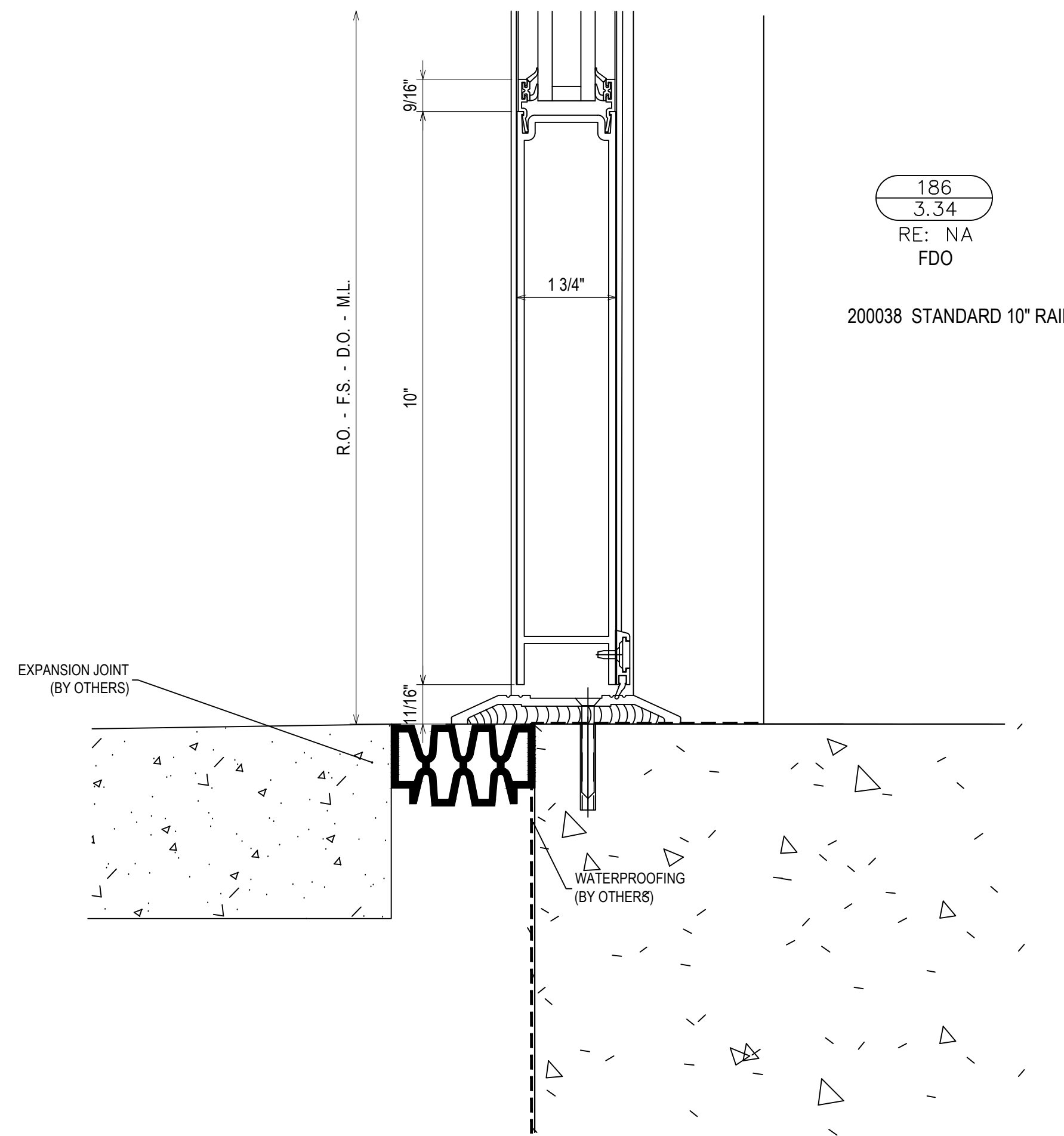
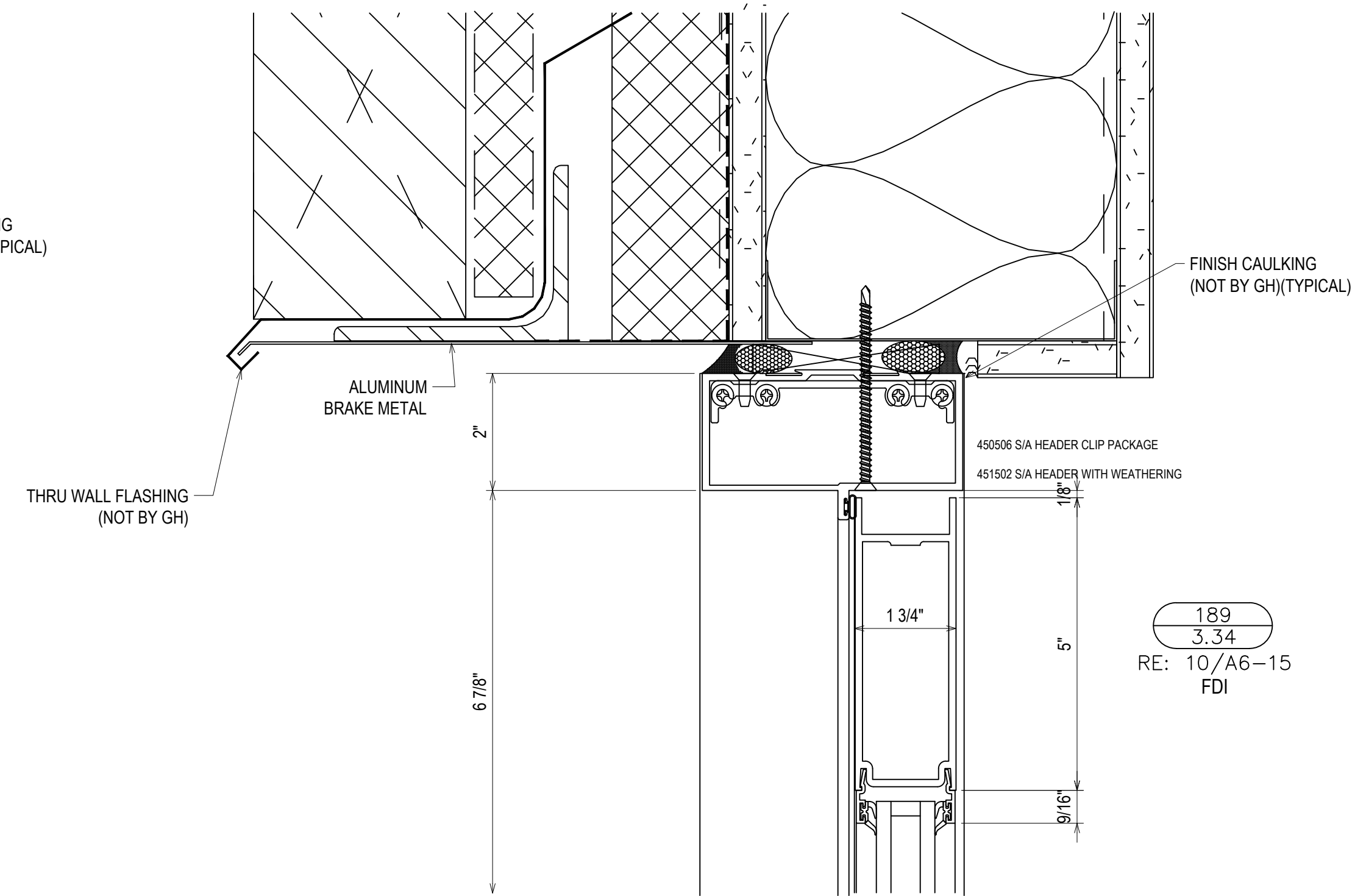
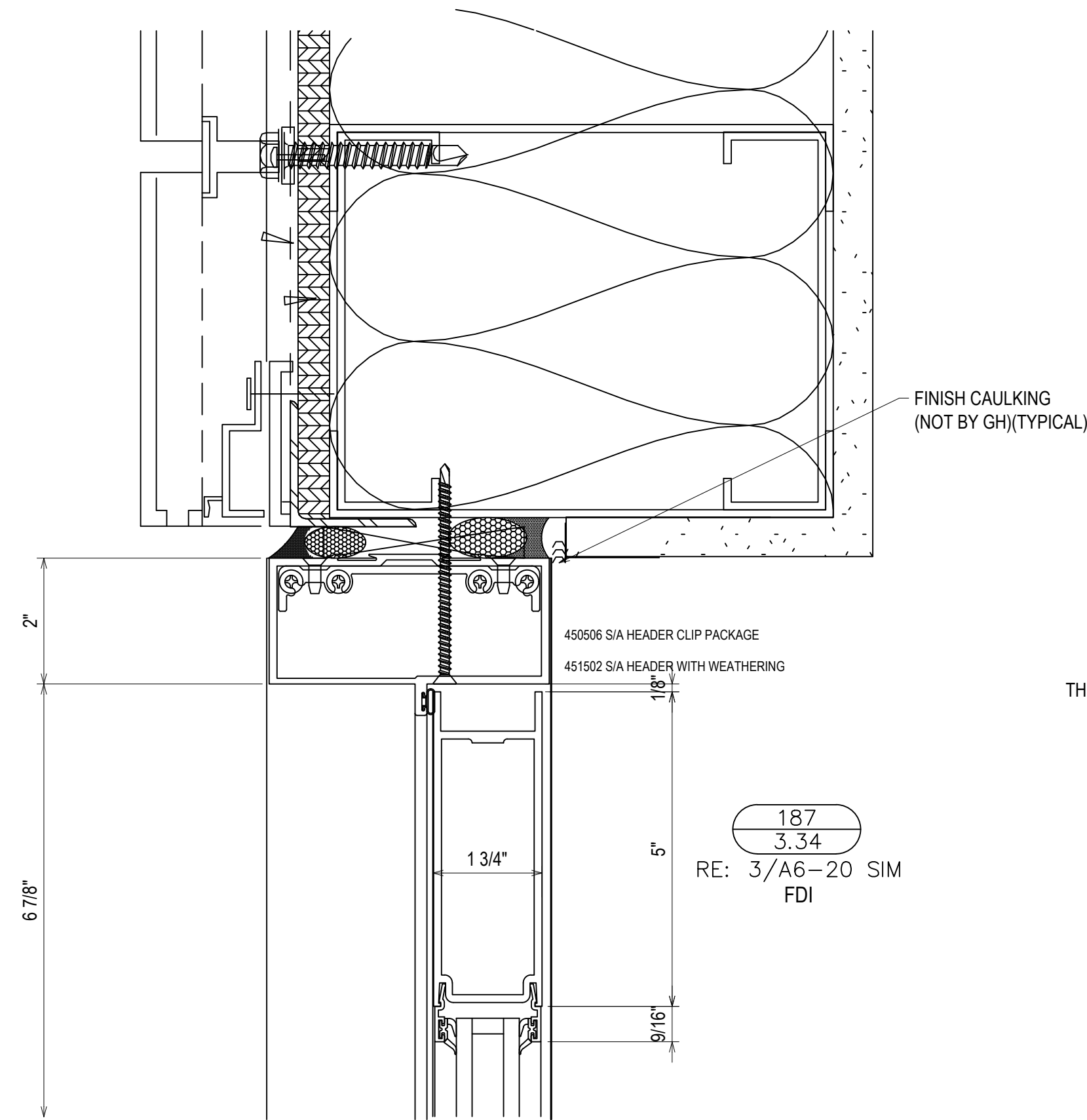
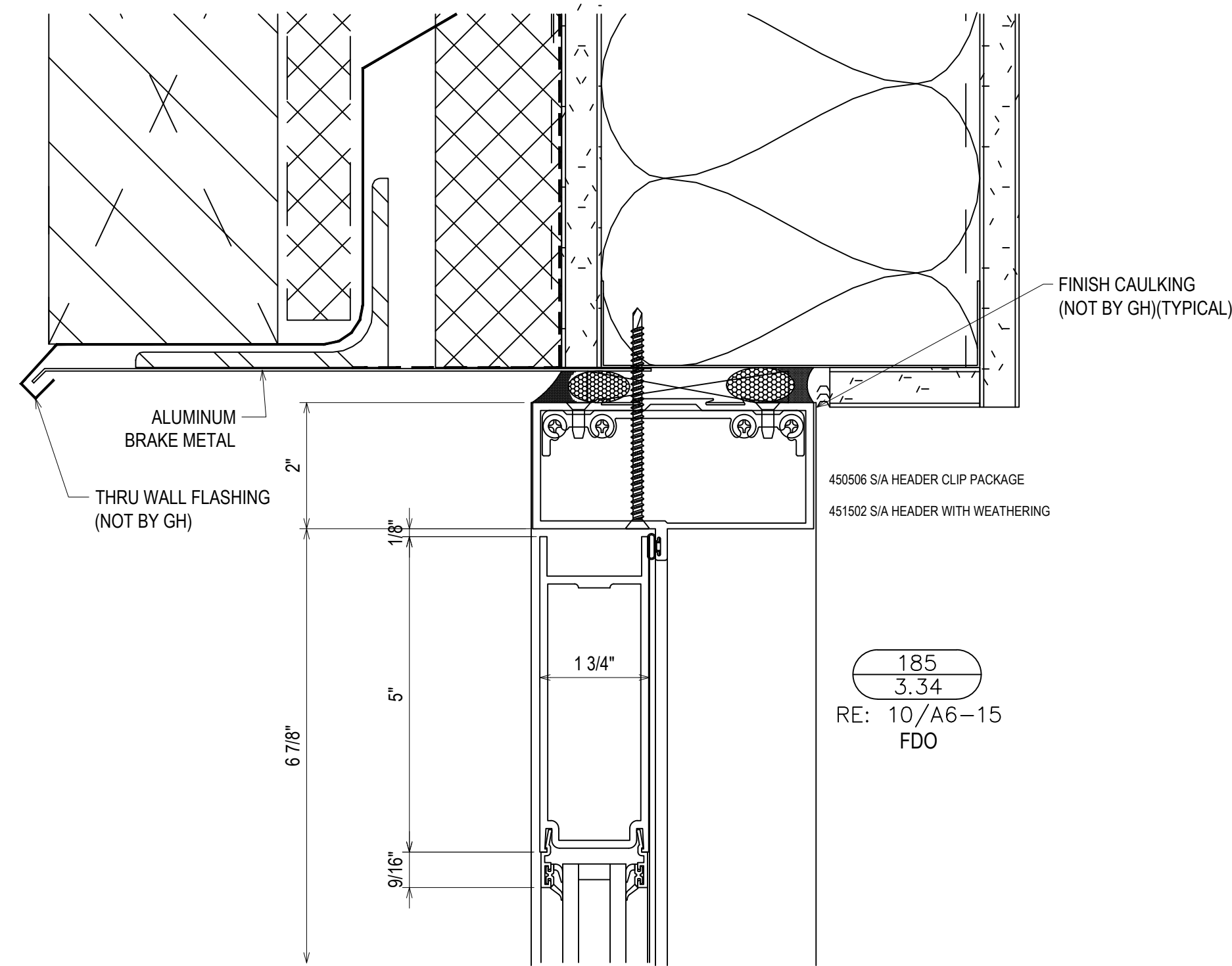
| | |
|-------------|---------------|
| DATE | 10/24/18 |
| DESCRIPTION | REV. 03/20/18 |
| REV. | A |

CAMPERDOWN APARTMENTS
GREENVILLE, SC 29602



| | | | |
|-------------|----------|------|----------|
| DRAWN BY | CW | DATE | 09.24.18 |
| APPROVED BY | PA | DATE | 09.24.18 |
| SCALE | AS NOTED | | |
| FILE NO. | | | |

3.33



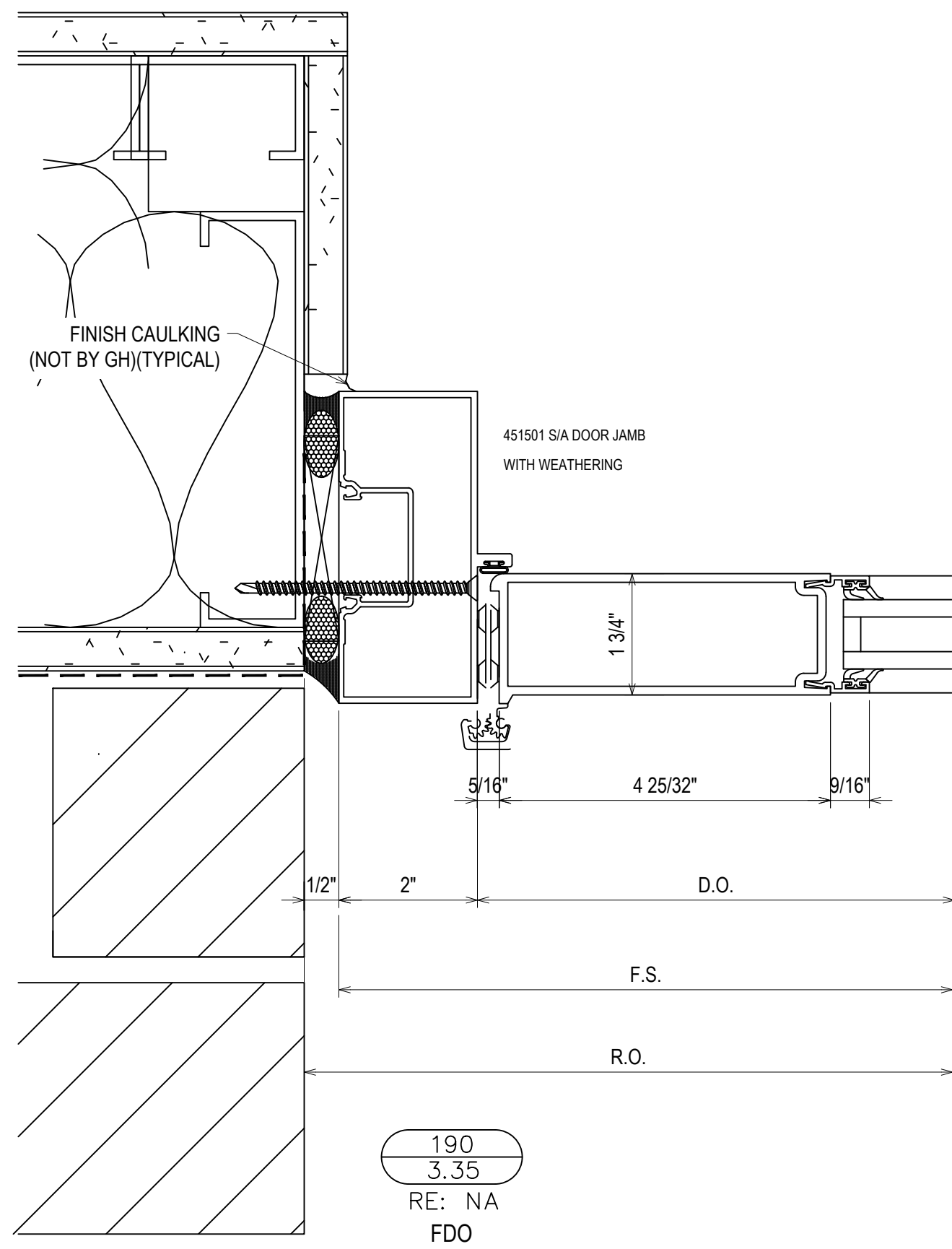
| | |
|-------------|---------------|
| DATE | 10/29/18 |
| DESCRIPTION | REV. 03/20/18 |
| REV. | A |

CAMPERDOWN APARTMENTS
GREENVILLE, SC 29602

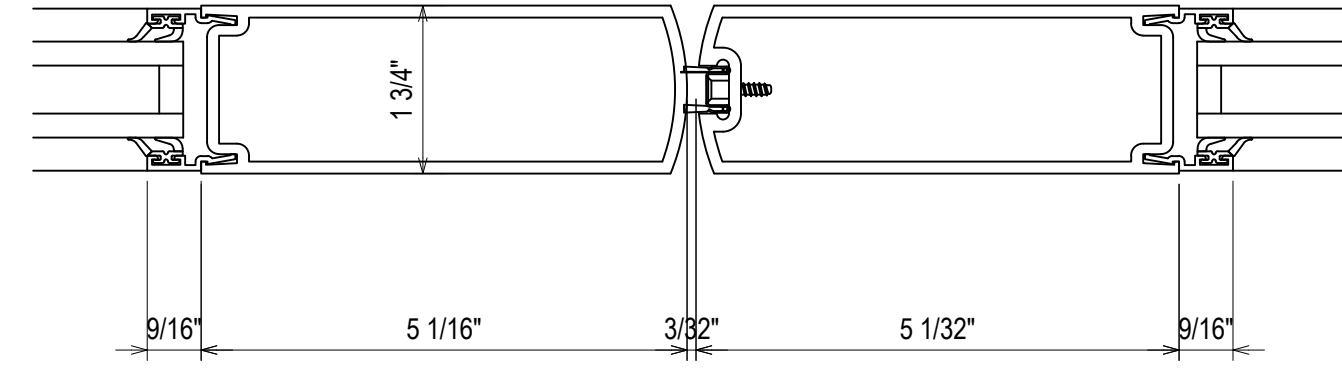
GRAHAM-HODGE
ASSOCIATES INC.

| | | | |
|-------------|----------|------|----------|
| DRAWN BY | CW | DATE | 09.24.18 |
| APPROVED BY | PA | DATE | 09.24.18 |
| SCALE | AS NOTED | | |
| FILE NO. | | | |

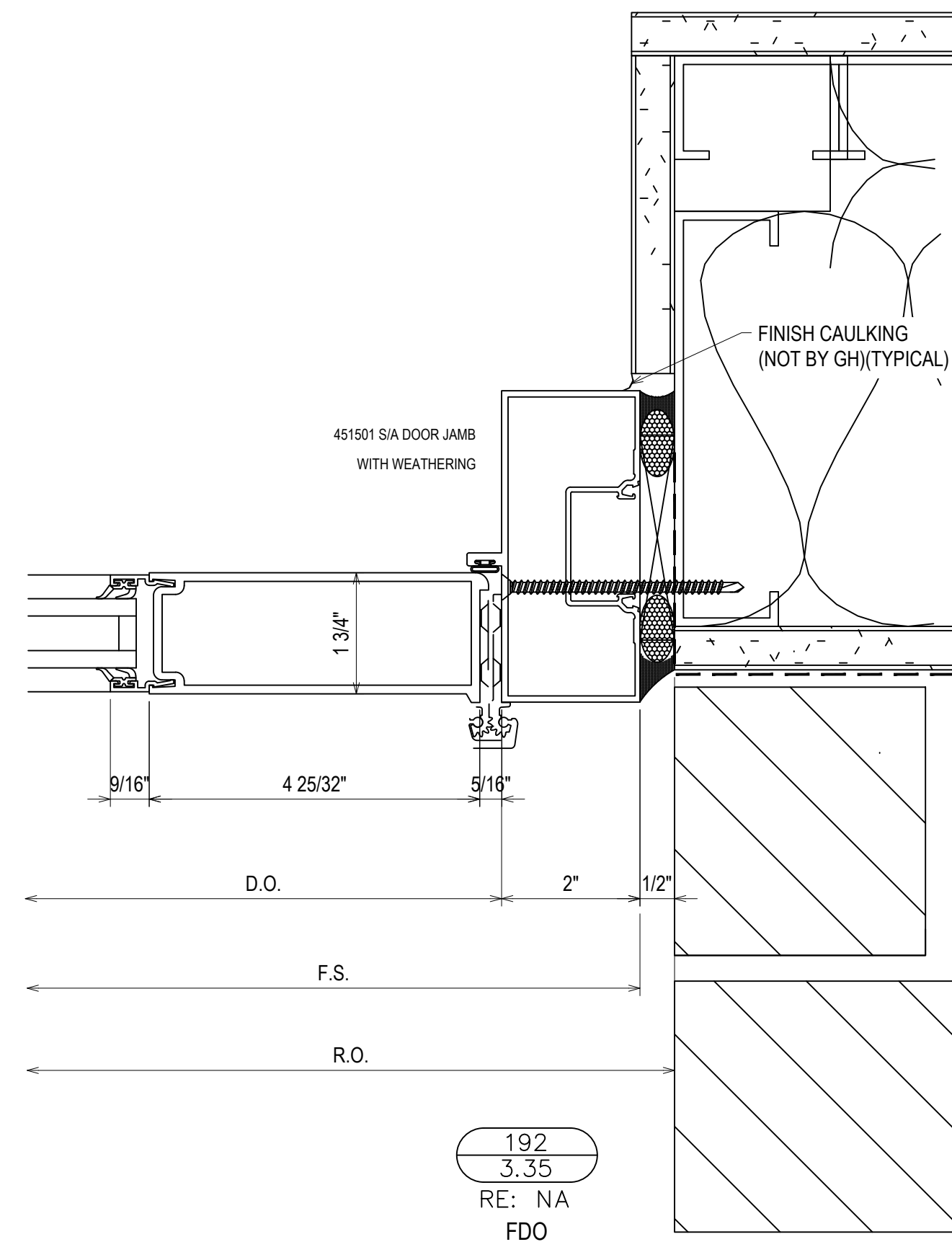
3.34



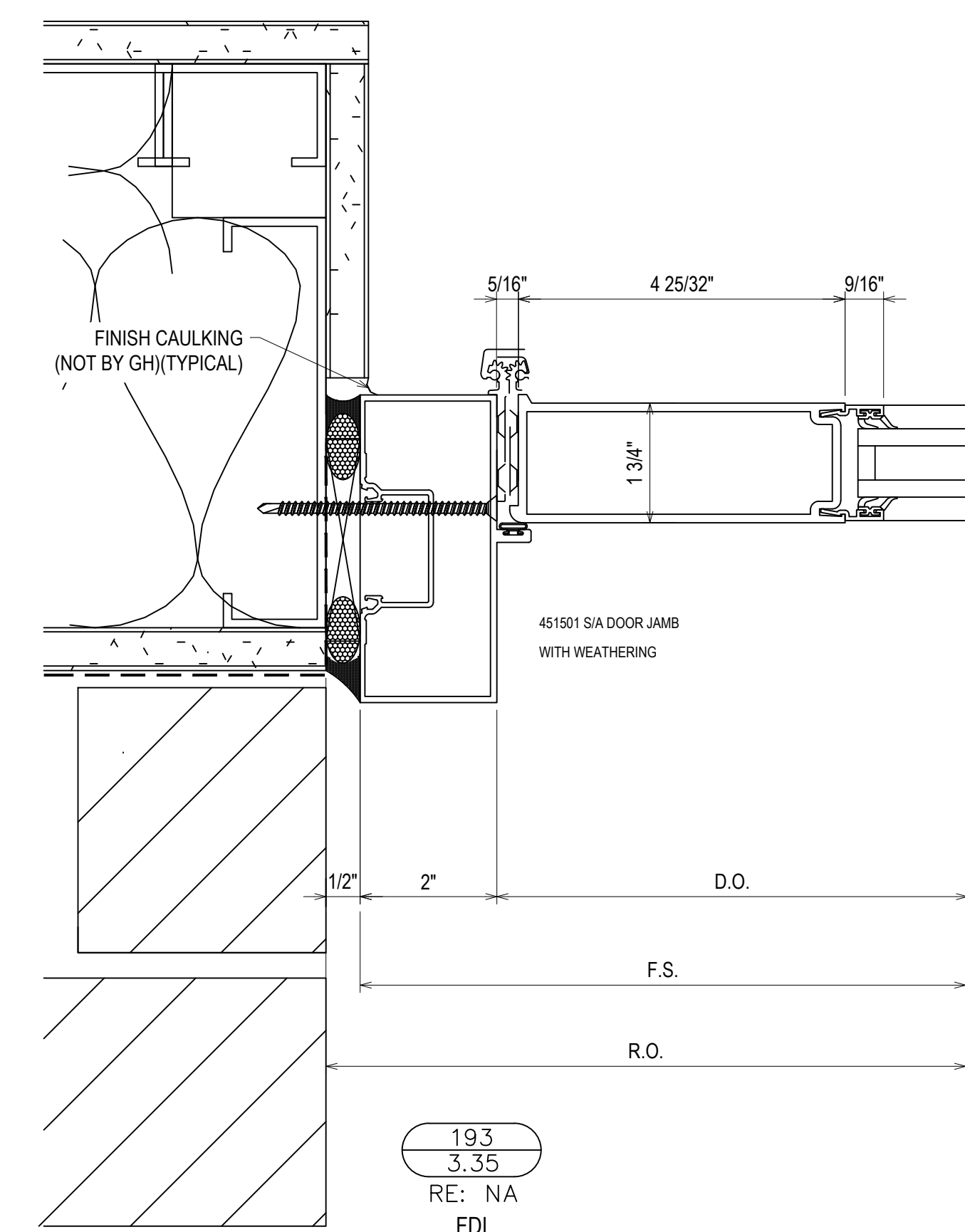
190
3.35
RE: NA
FDO



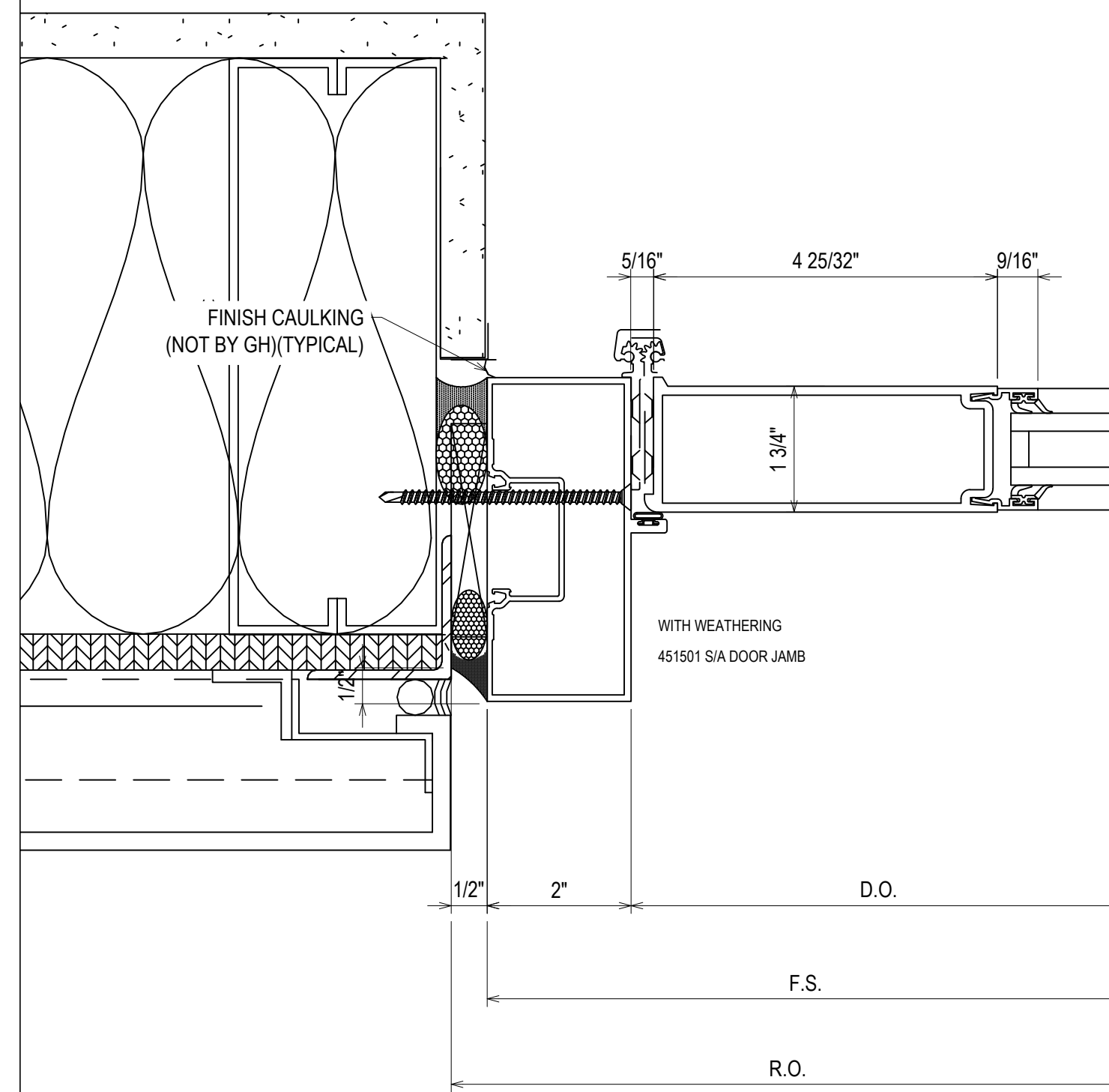
191
3.35
RE: NA
FDO



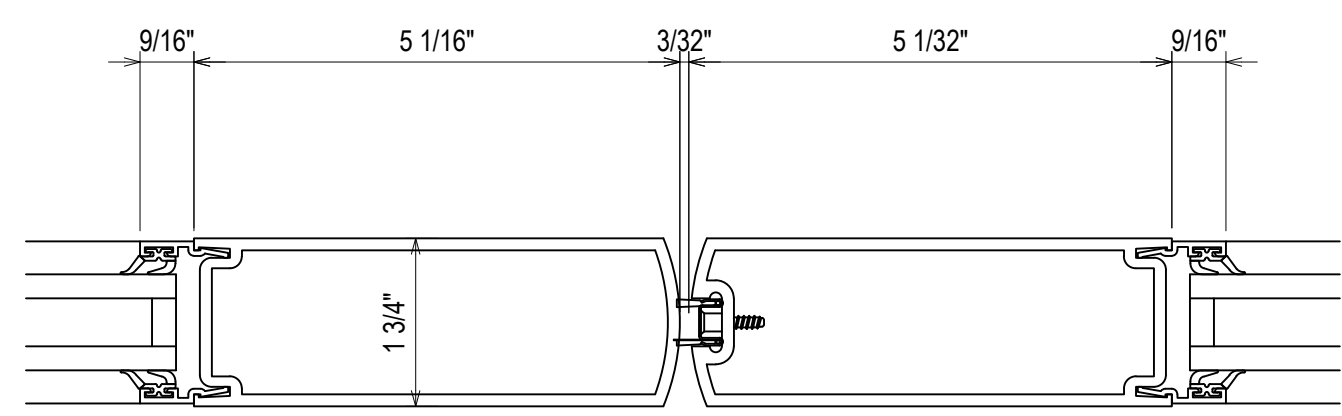
192
3.35
RE: NA
FDO



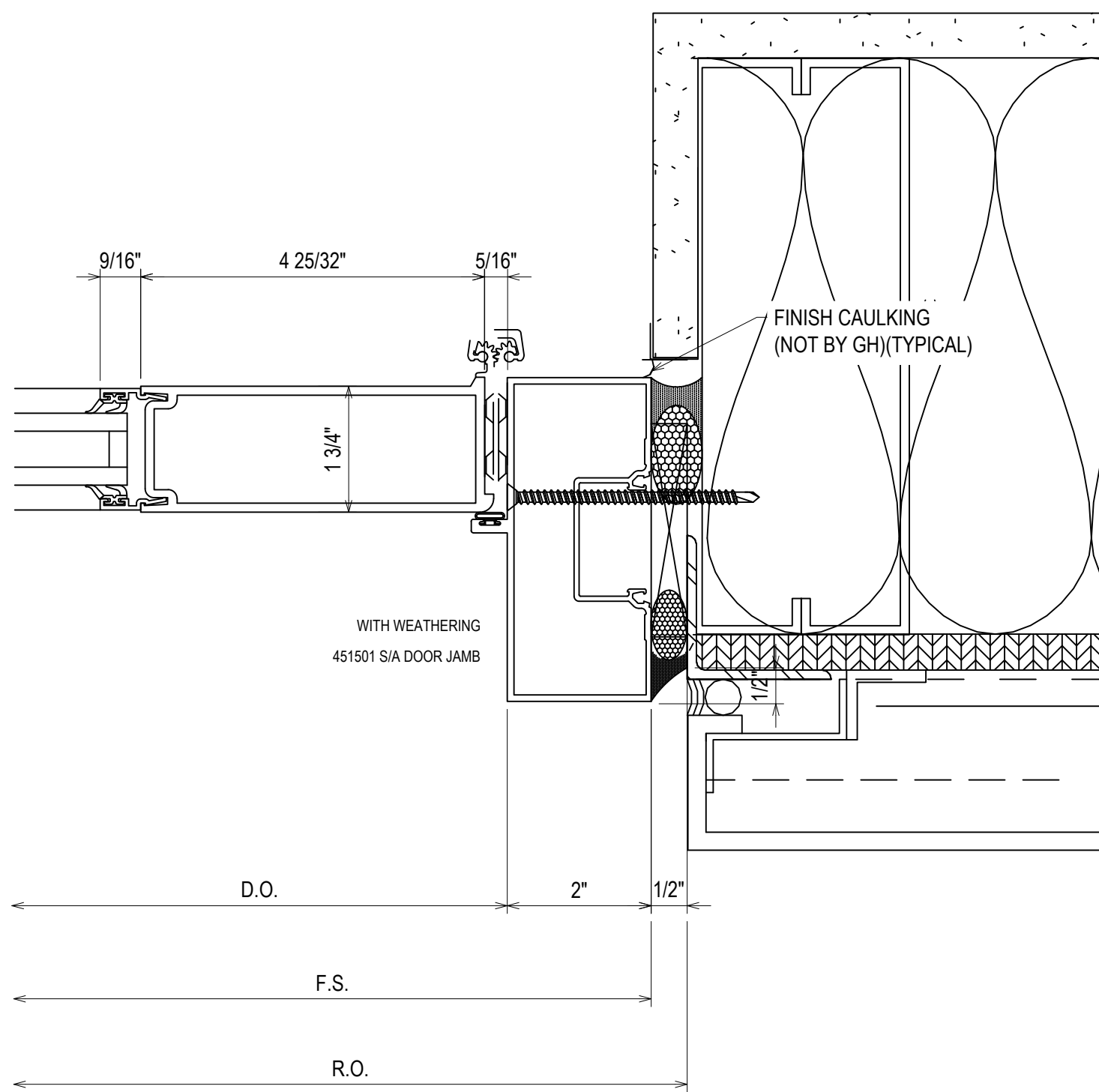
193
3.35
RE: NA
FDI



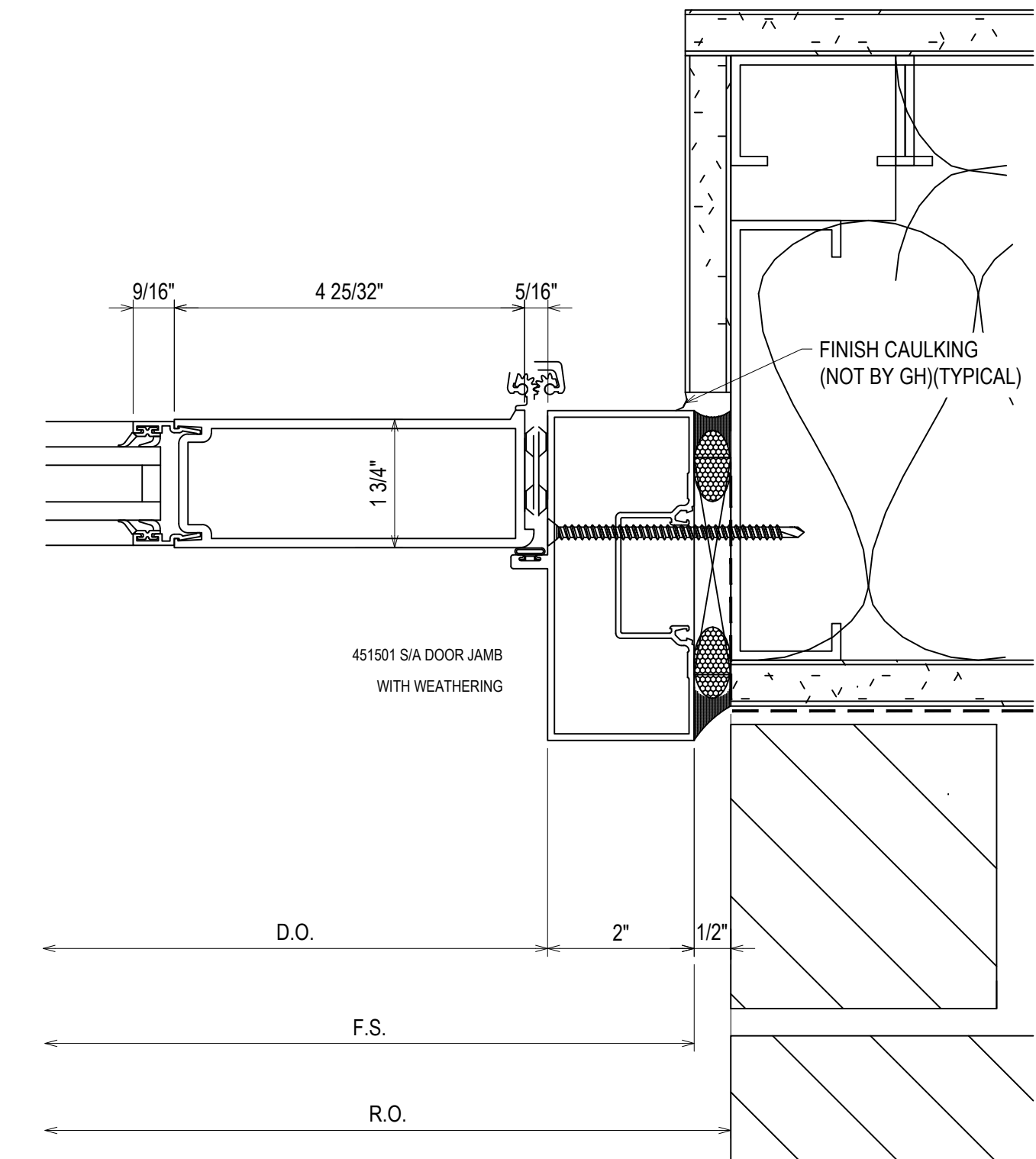
194
3.35
RE: 2/A6-20
FDI



195
3.35
RE: NA
FDI



196
3.35
RE: 2/A6-20
FDI



197
3.35
RE: NA
FDI

| | |
|-------------|-----------------------------|
| DATE | 10/20/18 |
| DESCRIPTION | 1ST FLOOR DOOR JAMB SECTION |
| REV. | A |

CAMPERDOWN APARTMENTS
GREENVILLE, SC 29602


GRAHAM-HODGE
ASSOCIATES INC.

| | | | |
|-------------|----------|-------|----------|
| DRAWN BY | CW | DATE | 09.24.18 |
| APPROVED BY | PA | SHEET | 09.24.18 |
| SCALE | AS NOTED | | |
| FILE NO. | | | |

3.35

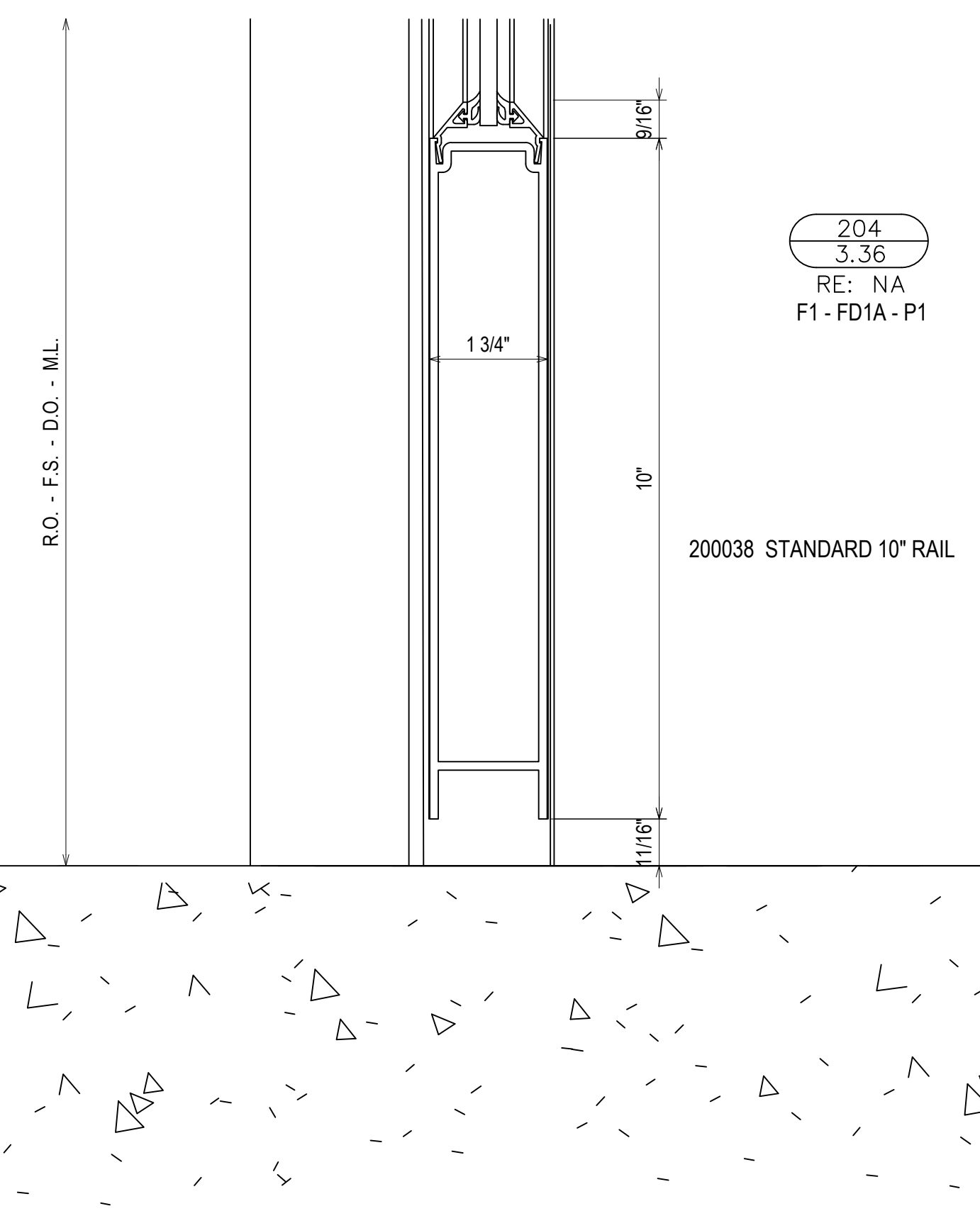
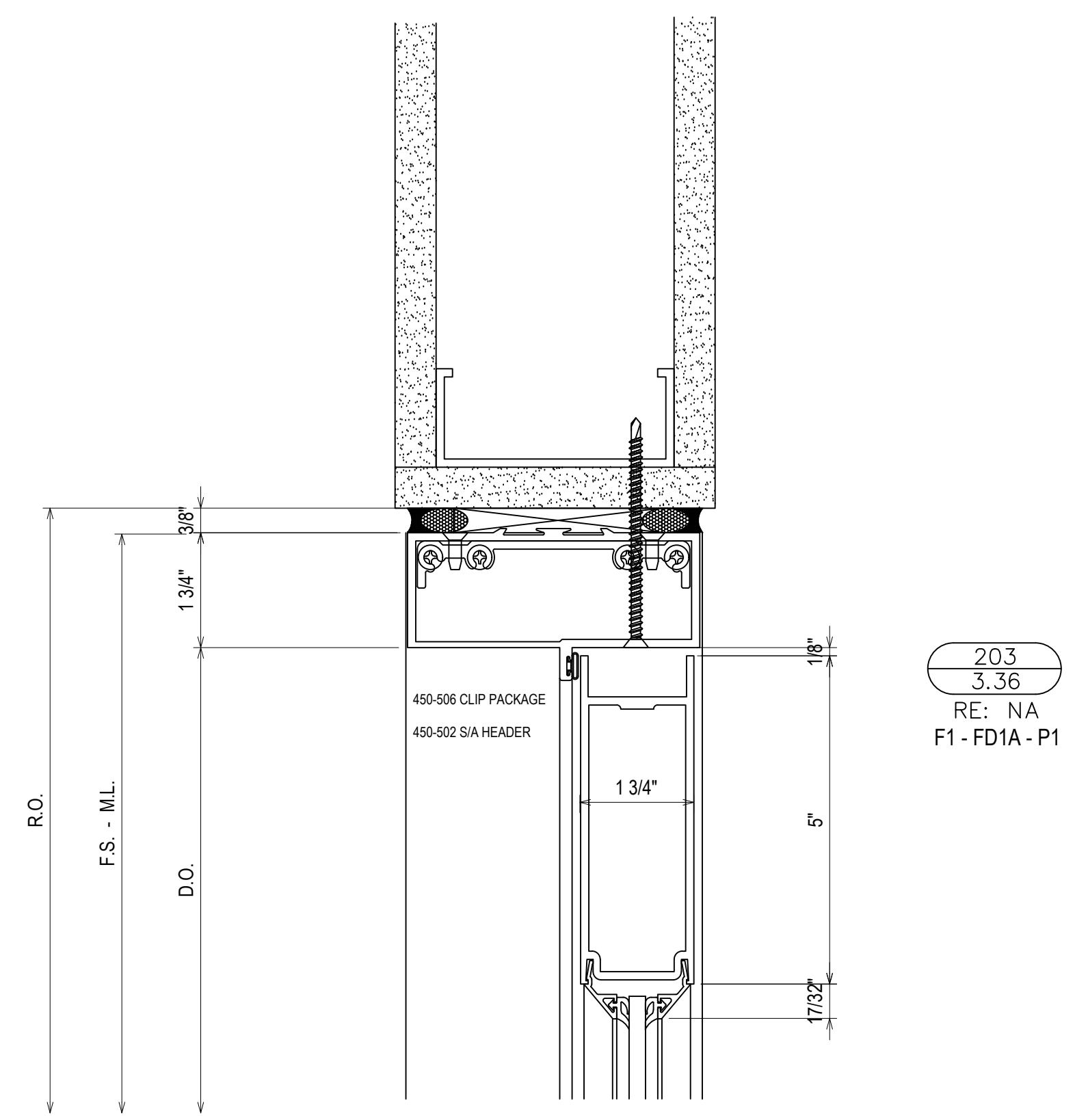
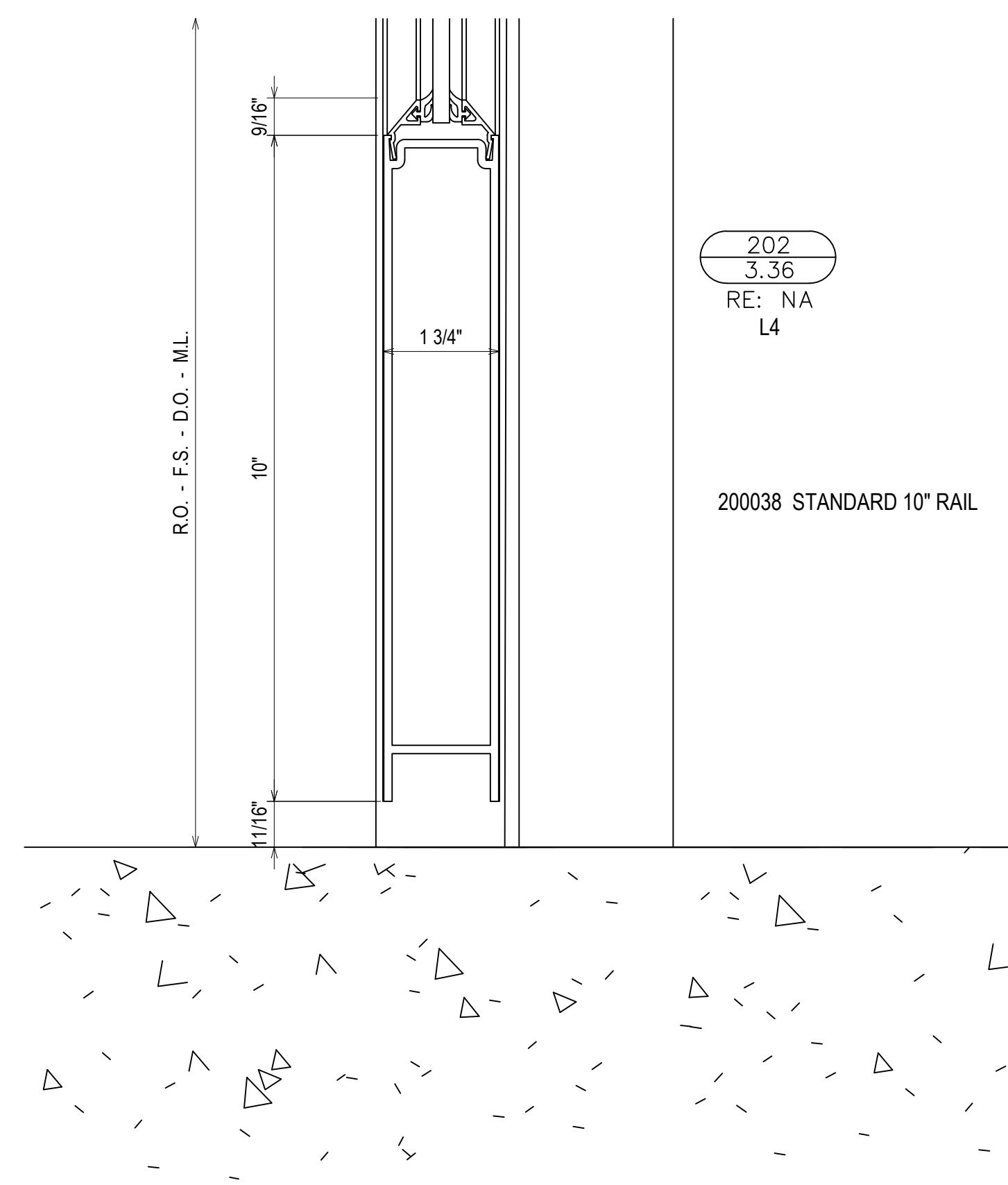
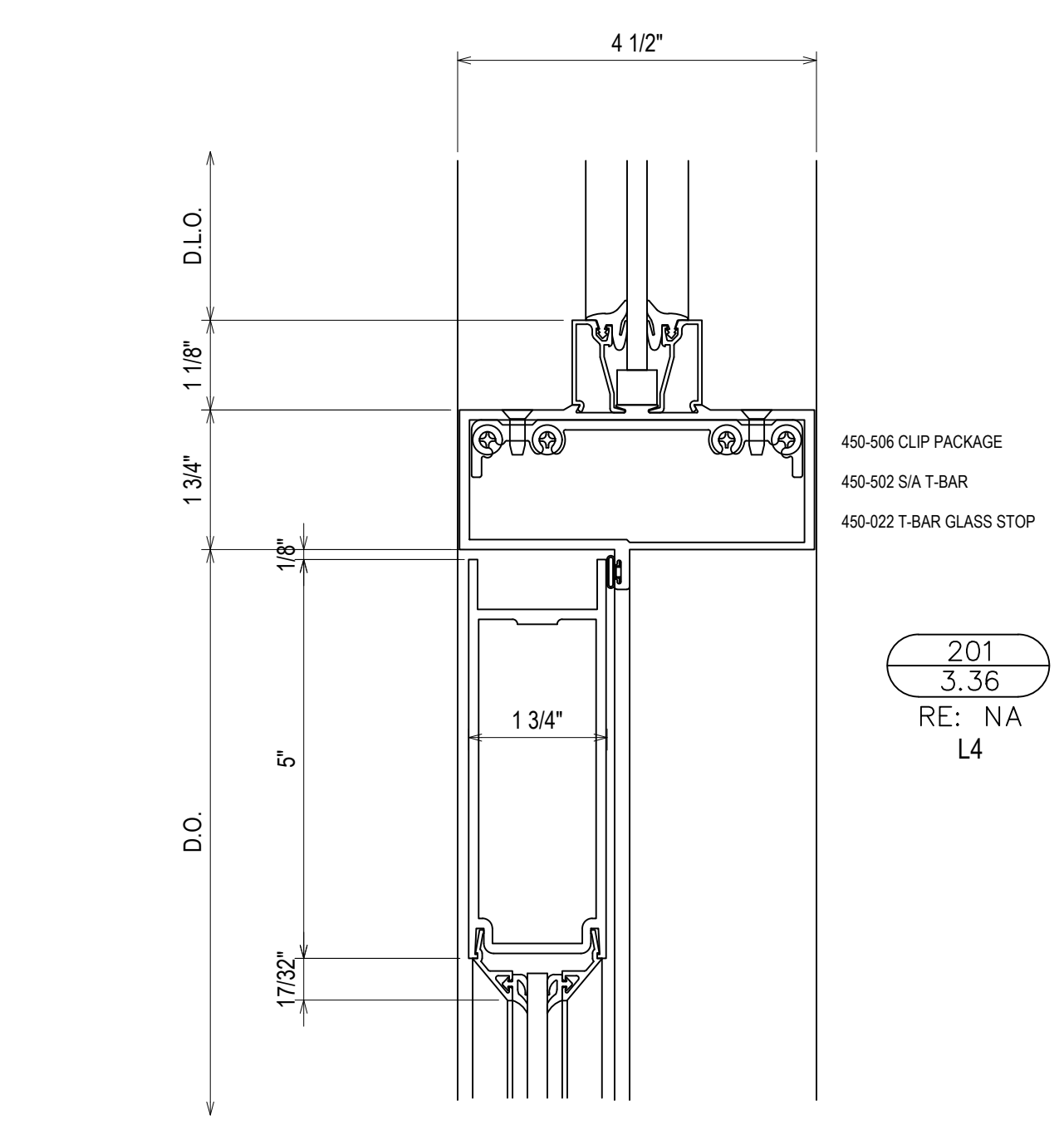
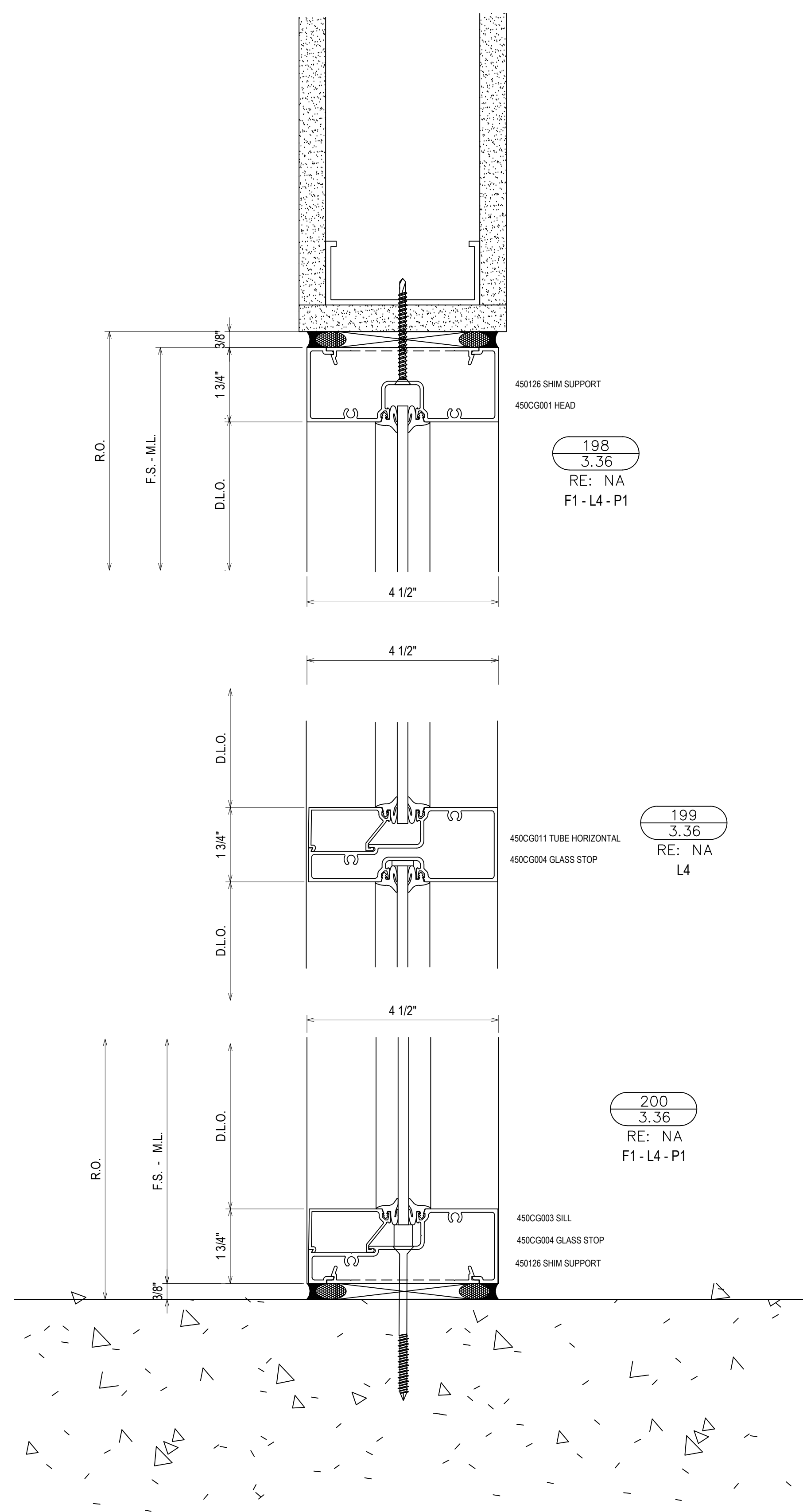
| | |
|-------------|---------------|
| DATE | 10/20/18 |
| DESCRIPTION | REV. 03/20/18 |
| REV. | A |
| | B |

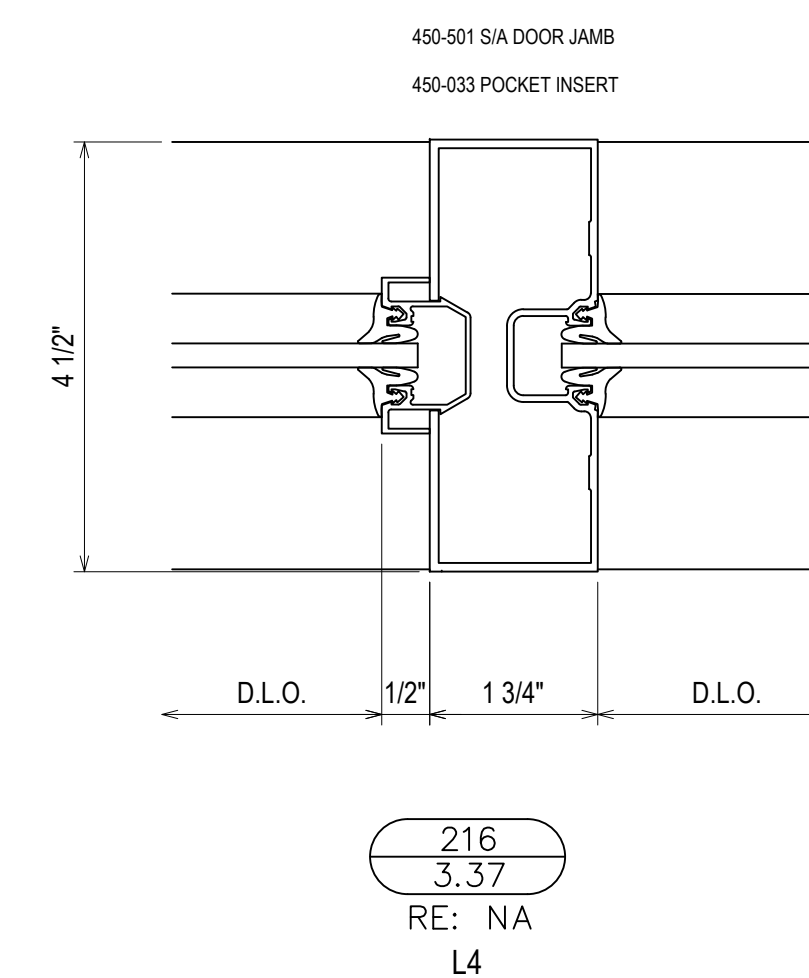
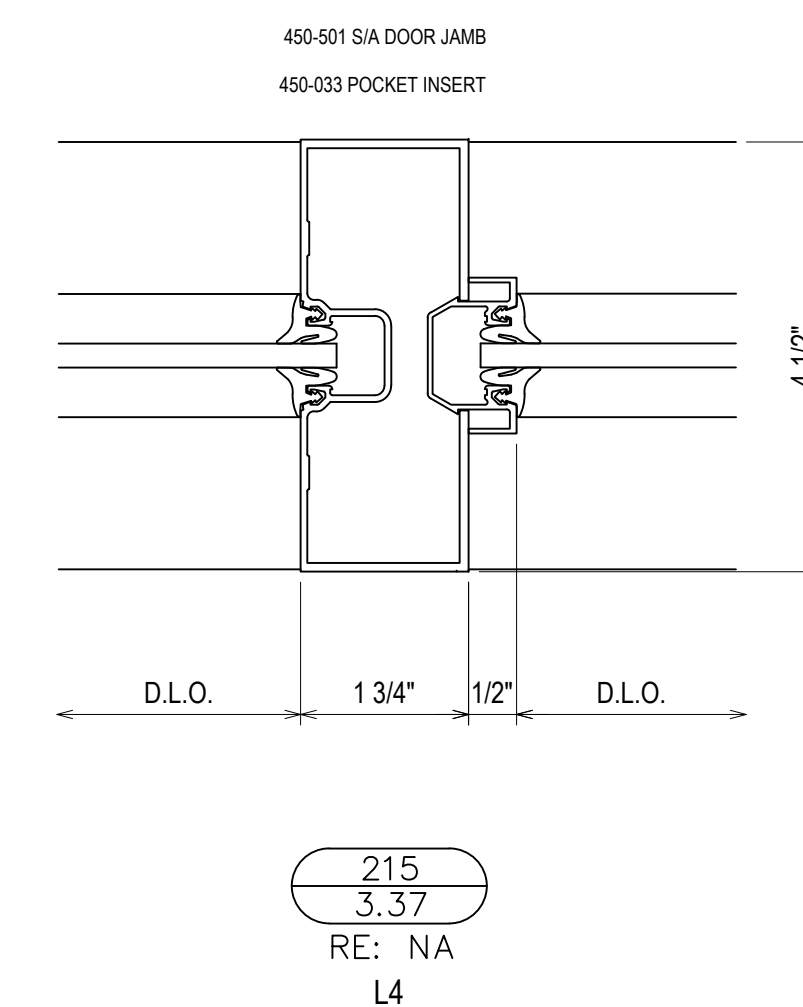
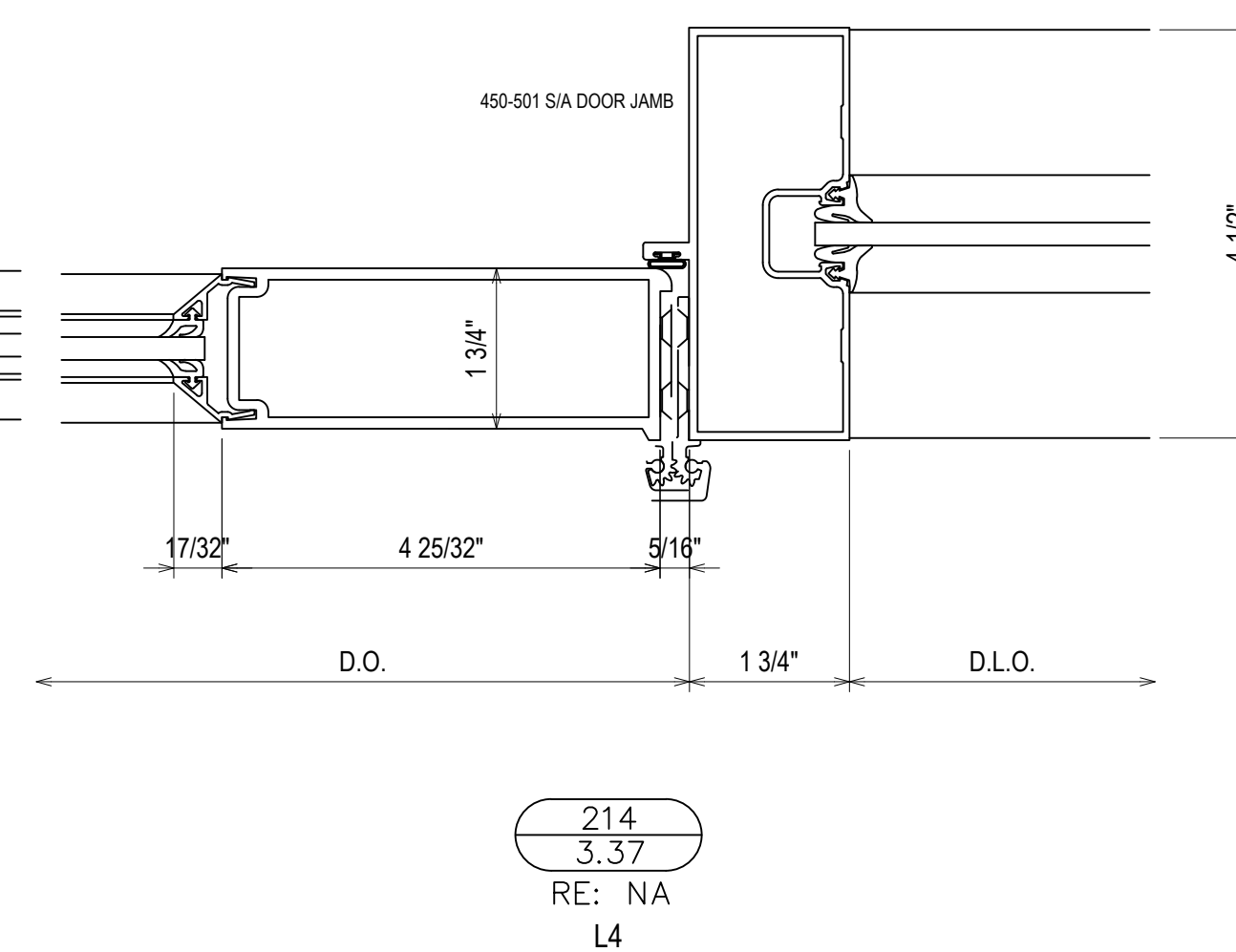
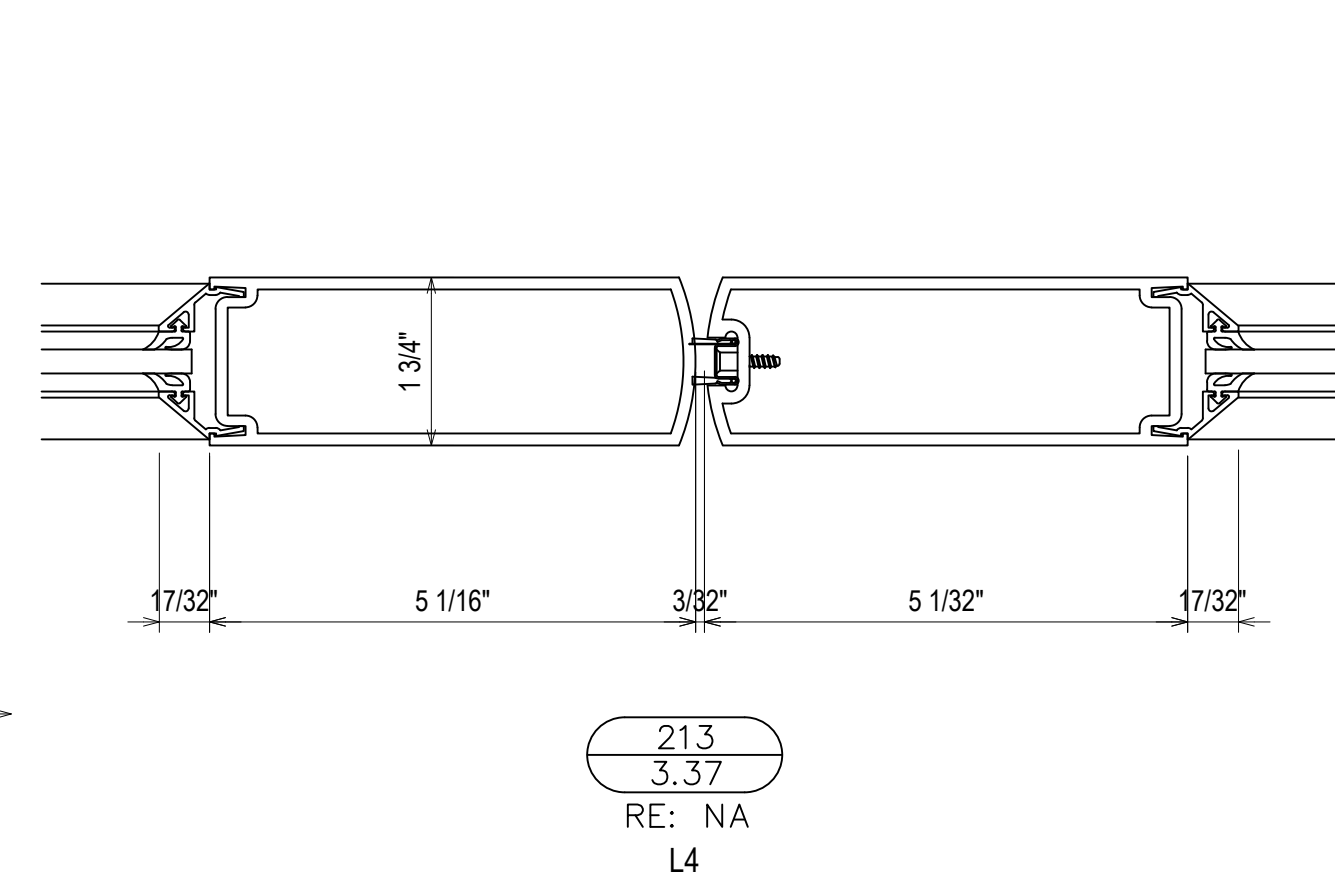
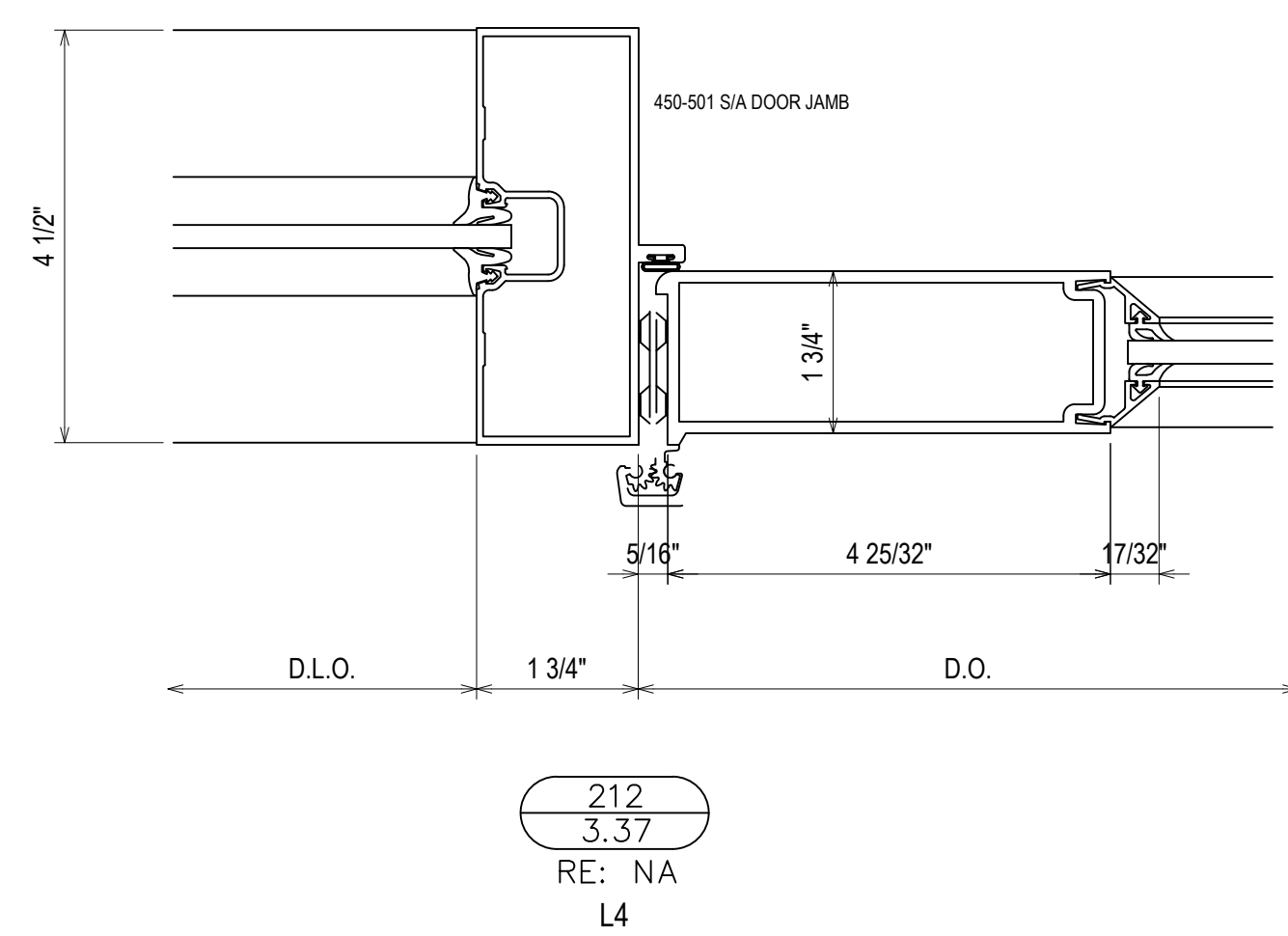
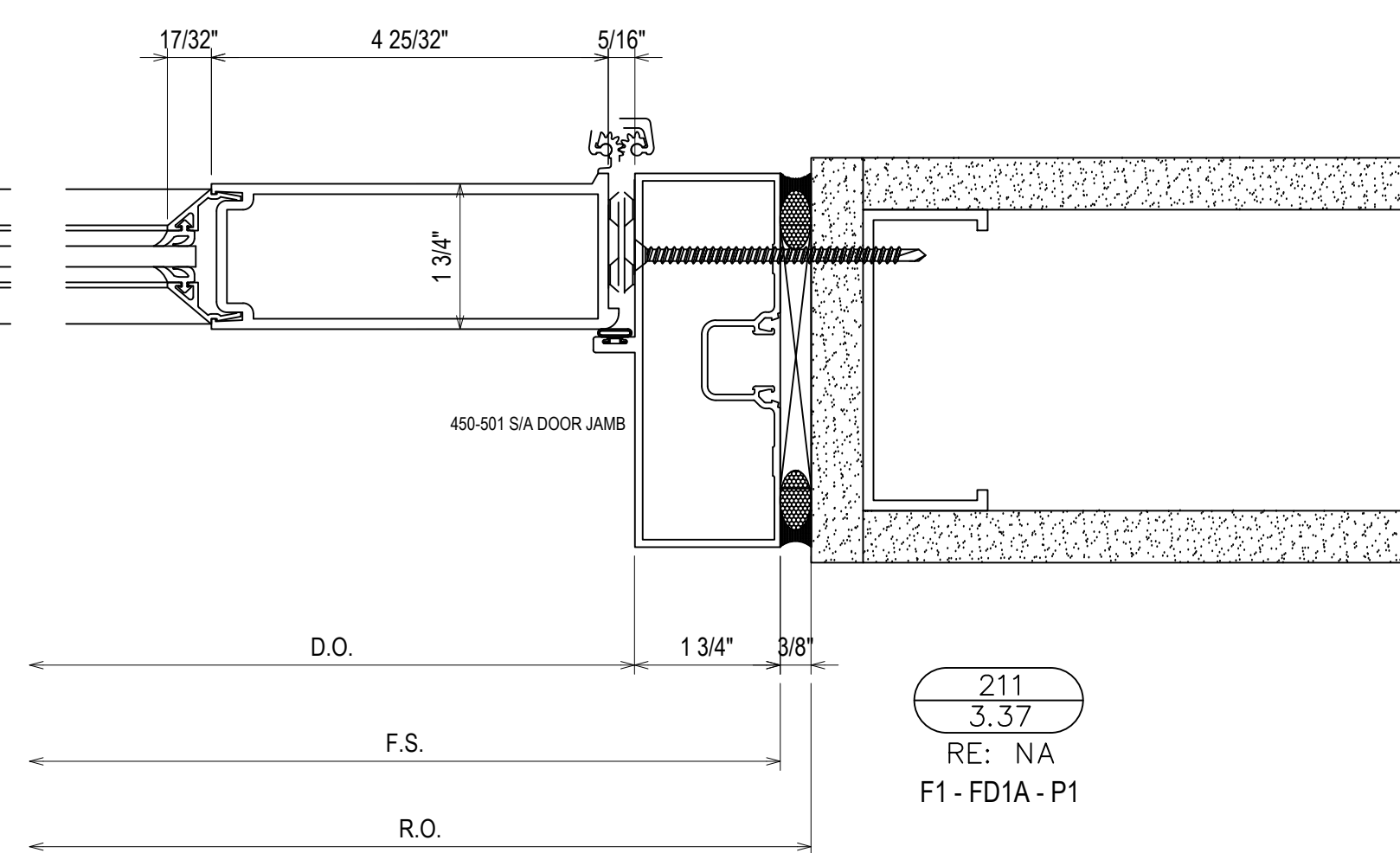
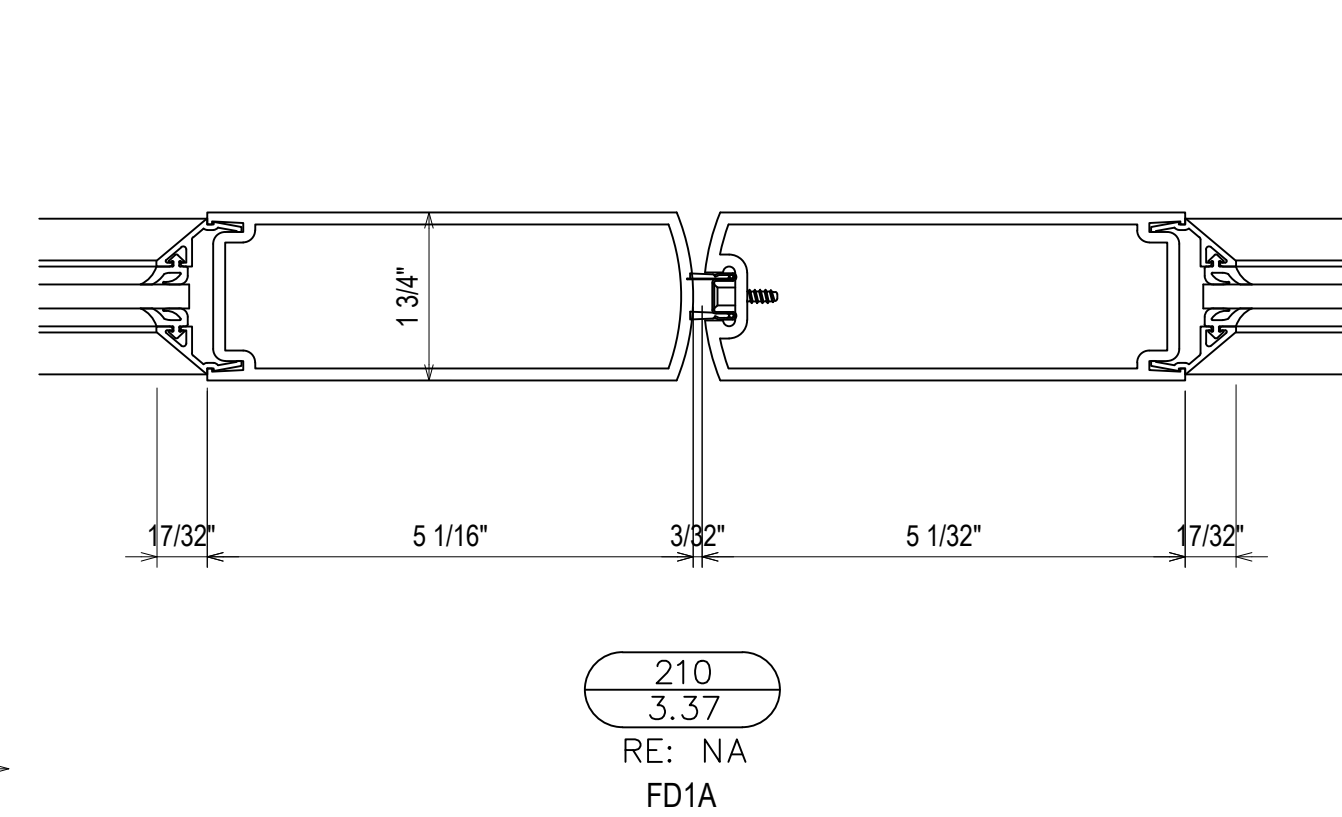
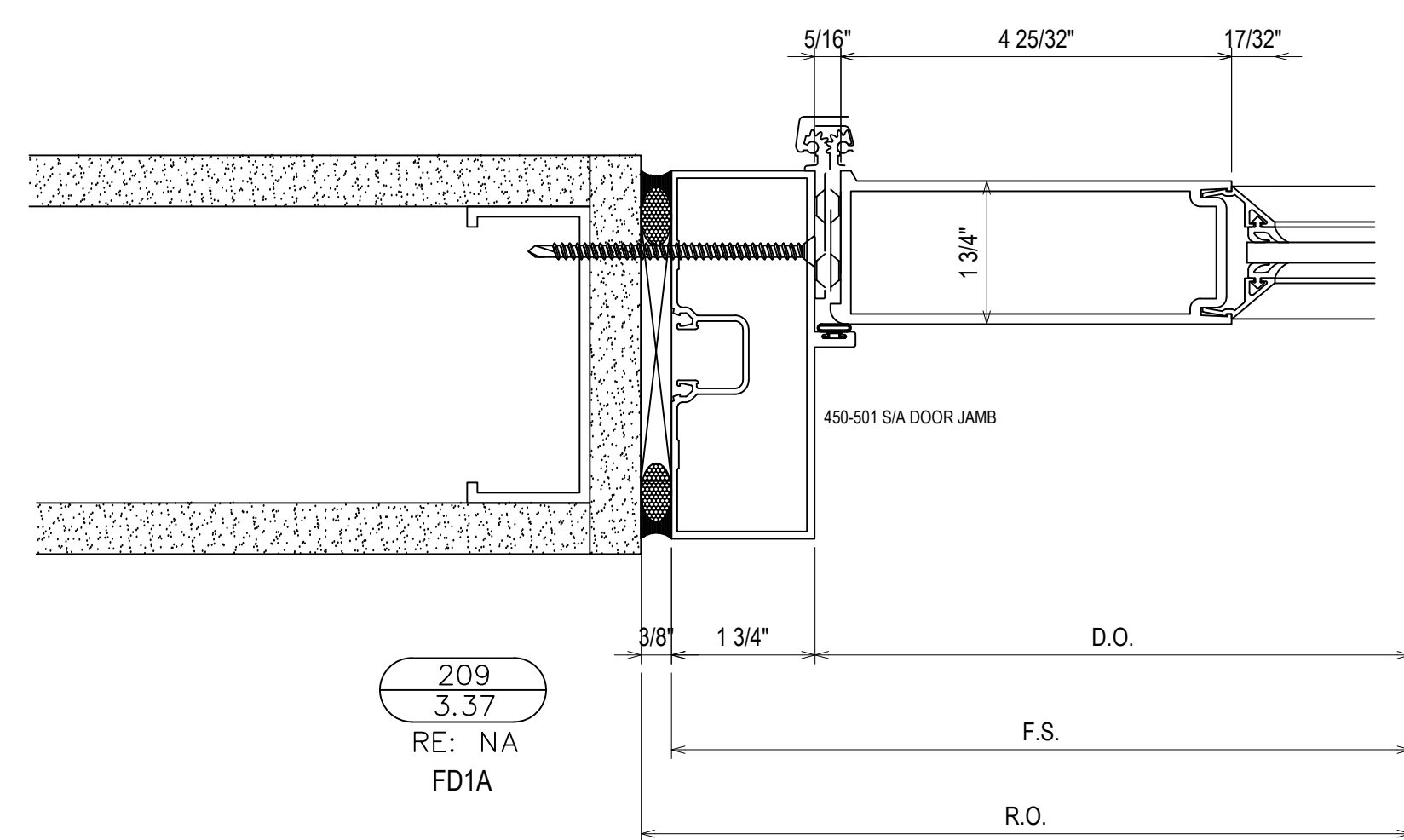
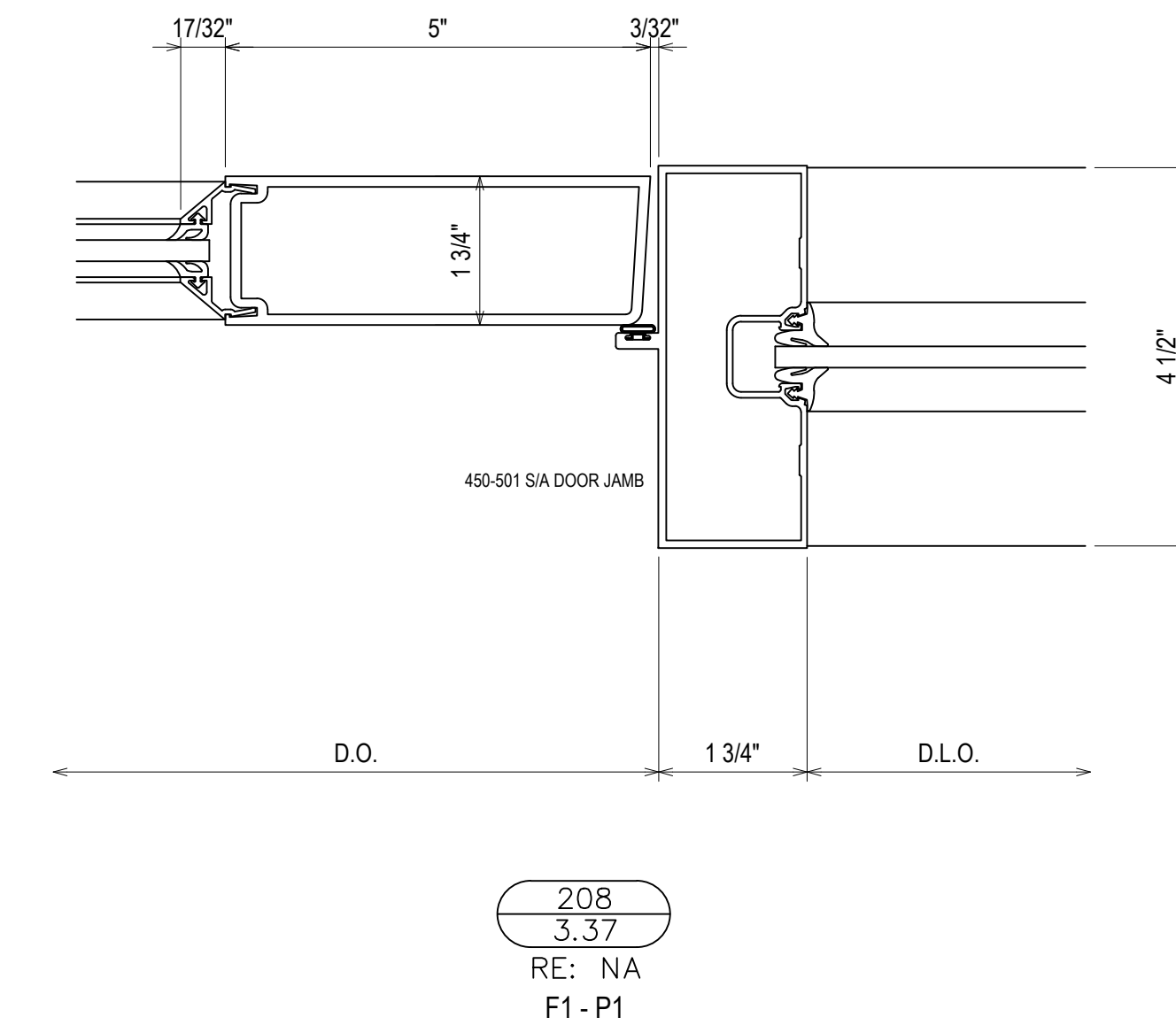
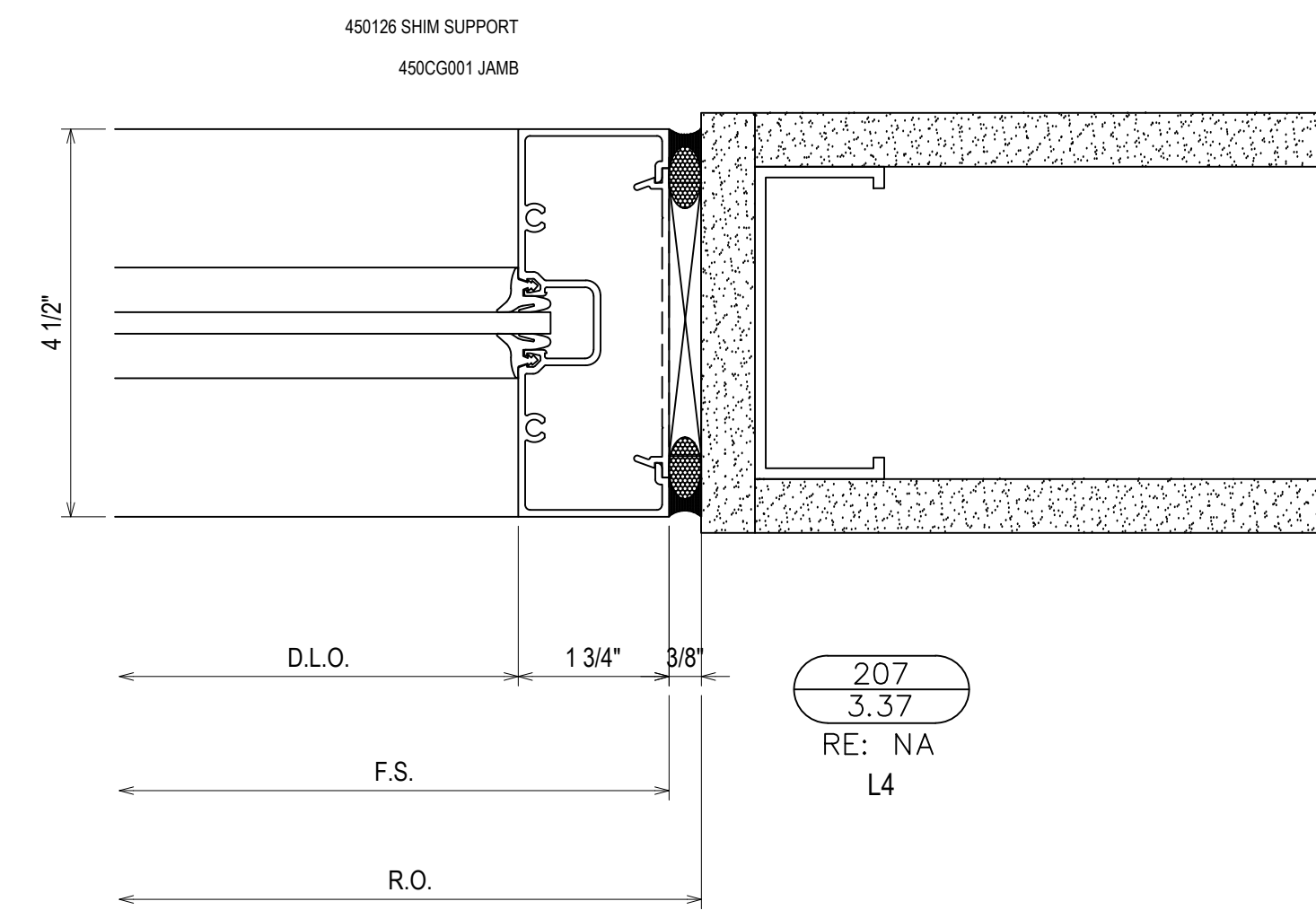
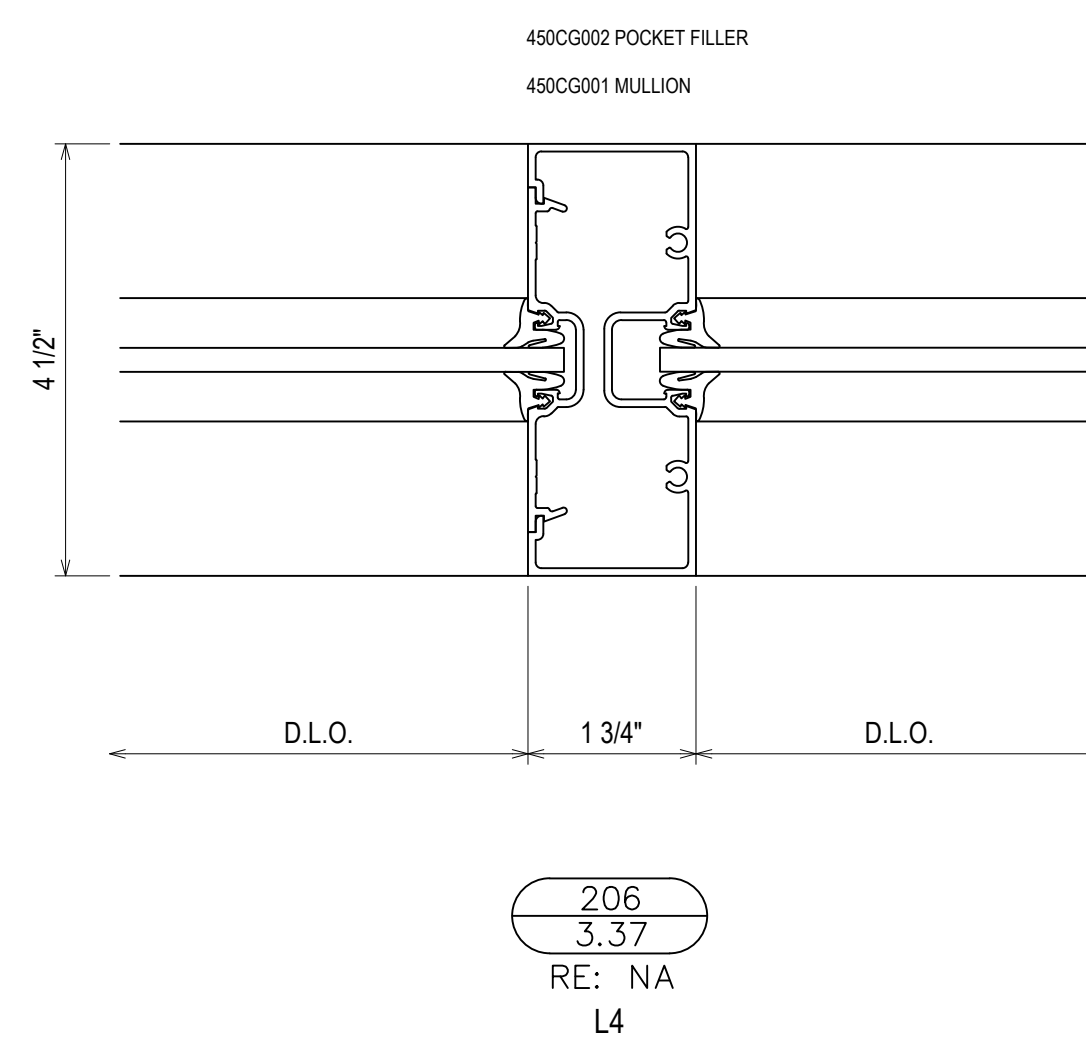
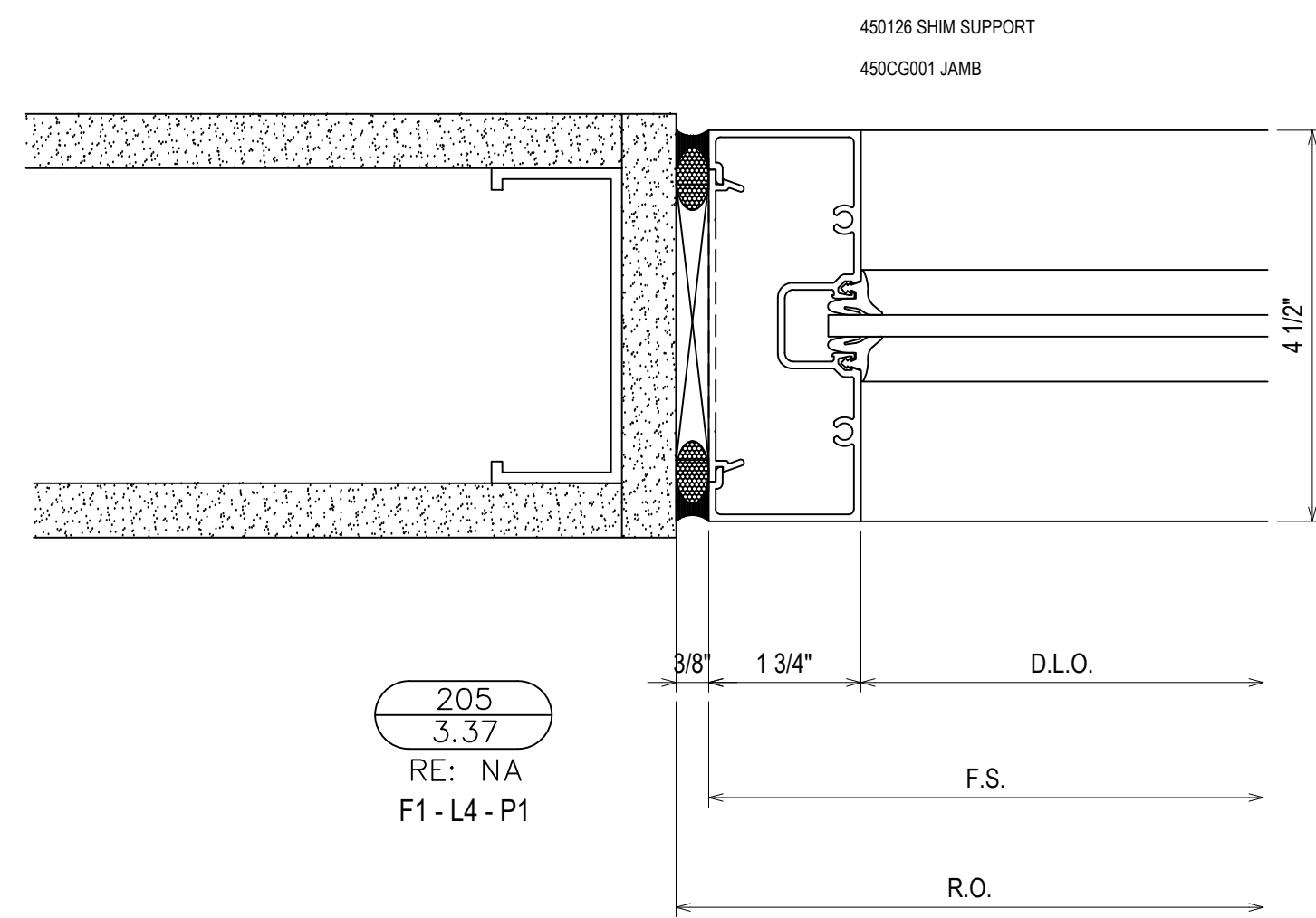
CAMPERDOWN APARTMENTS
GREENVILLE, SC 29602



| | | | |
|-------------|----------|------|----------|
| DRAWN BY | CW | DATE | 09.24.18 |
| APPROVED BY | PA | DATE | 09.24.18 |
| SCALE | AS NOTED | | |
| FILE NO. | | | |

3.36





| REV. | DESCRIPTION | DATE |
|------|--------------|----------|
| A | 1ST REVISION | 10/24/18 |
| B | 2ND REVISION | 12/12/18 |

CAMPERDOWN APARTMENTS
GREENVILLE, SC 29602

GRAHAM-HODGE
ASSOCIATES INC.

| | |
|--------------------|-------------------|
| DRAWN BY: CW | DATE: 09.24.18 |
| APPROVED BY: PA | DATE: 09.24.18 |
| SCALE: AS NOTED | |
| FILE NO. | |

3.37