

Pump Data

- 5HP 5-15/16 Imp, 1 Stage Centrifugal Pump
- 316L SS Corrosion Resistance Construction
- Built-In Overload , Auto-Reset Provided
- 23amp 230V Single Phase UL Motor
- *110V not available
- 2 F IPT Suction

Pump Flow

(not for certification use)

GPM	0	30	40	60	80	100
PSI	58	57	56	55	52	45

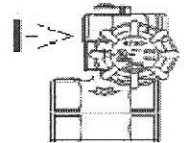
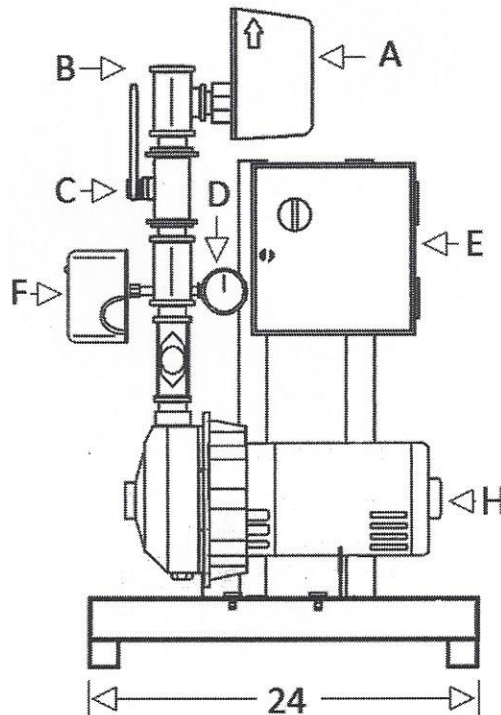
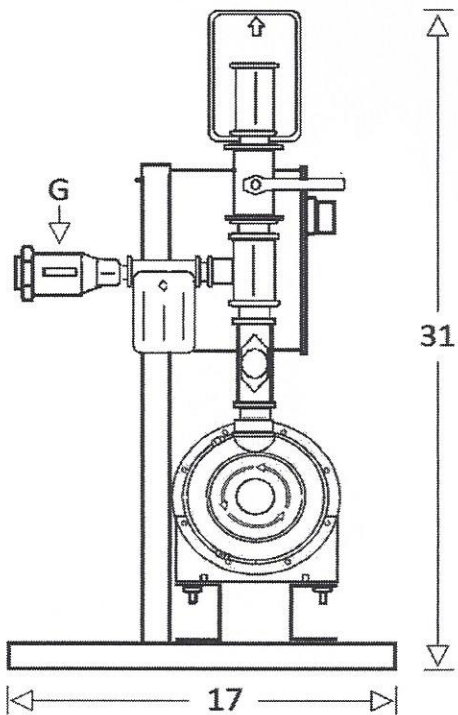
Components

Model F-502-D

- A - Flow Switch
- B - 1-1/2 Galvanized Riser F IPT
- C - Supervised Control Valve
- D - Pressure Gauge
- E - D Panel Control Box with Full Steel Frame
- F - 40 60 Pressure Switch
- G - Bypass Line w/ 3/4 Backflow Preventer
- H - 5 HP Pump
- *Wiring in Liquid Tight Conduit (not shown)

Check Box for Optional Equipment

- I - Butterball Tamper Switch



*Note: all measurement in inches