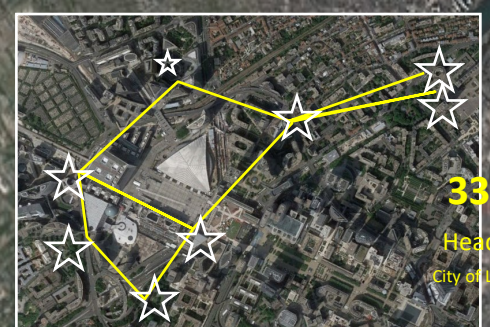
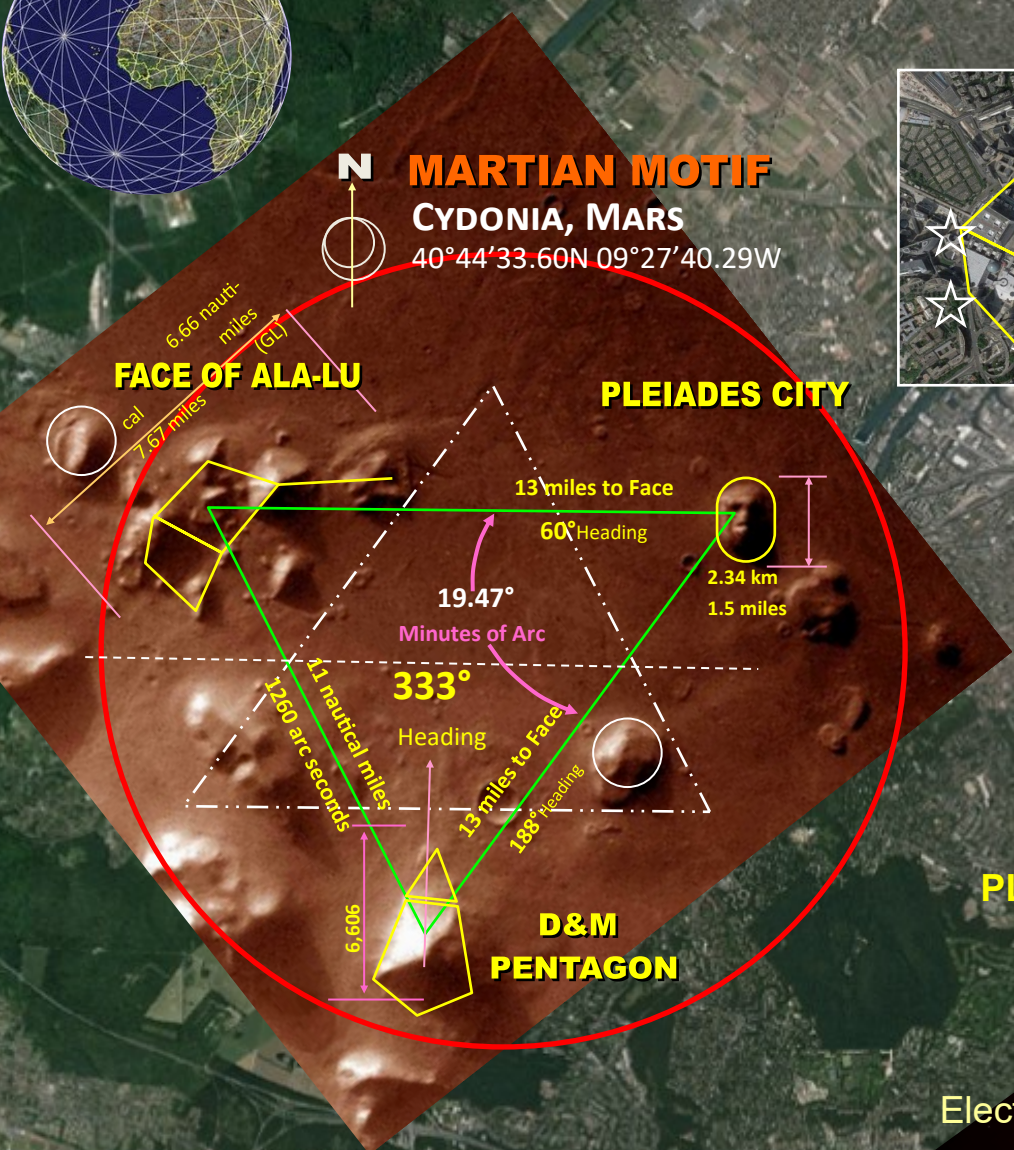


PARIS MODERN STAR MAP

FRANCE

CYDONIA MARTS TRIANGULATION PATTERN



177.6 nm
to London
Observatory
333 km
to Shard Tower

CHAMP DE MARS

The Eiffel Tower is a wrought iron lattice tower on the Champ de Mars in Paris, France. It is named after the engineer Gustave Eiffel. This area is ~9.99° heading, map length to Campus Maritus, Field of Mars in Rome, Italy.

PLEIADES STAR CLUSTER

7 Daughters of Atlas



L'OBISQUE



NOTRE DAME

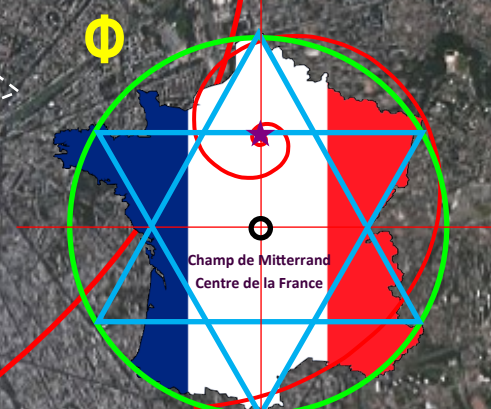


The Devil's Line
Paris Meridian

D&M
PENTAGON
LES INVALIDES



L'OBSERVATOIRE



Google earth

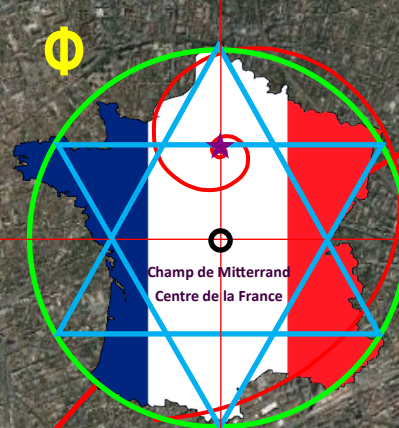
© Composition and Some Graphics by
LUIS B. VEGA
vegapost@hotmail.com
www.PostScripts.org
FOR ILLUSTRATION PURPOSES ONLY

MAIN SOURCES
Earth.Google.com
ESA.ist - G. Neukum
Mars.Google.com
Wikipedia.com

PARIS MODERN STAR MAP

FRANCE

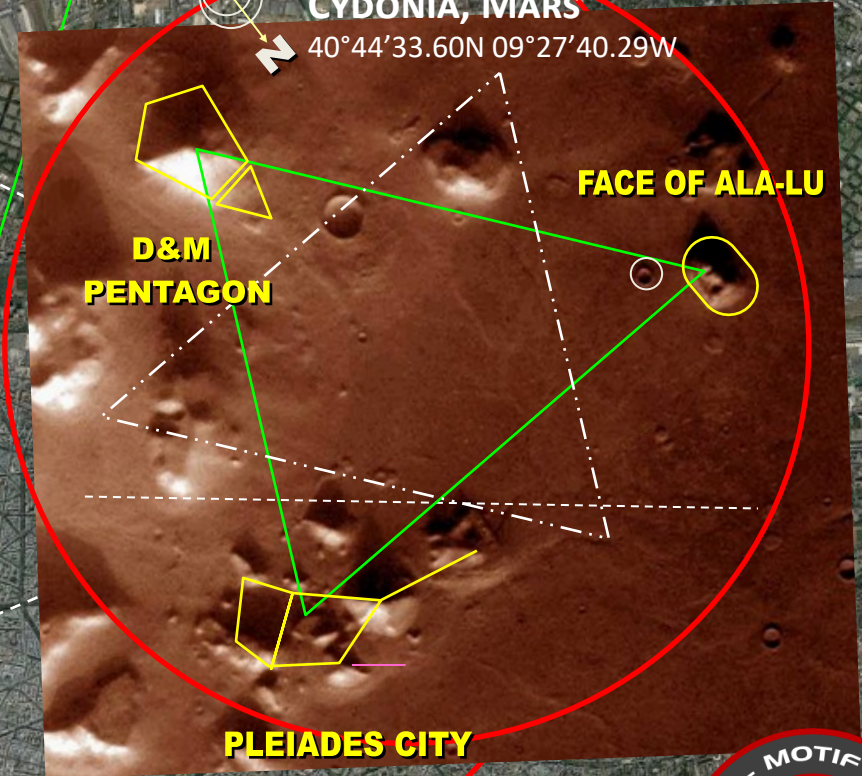
CYDONIA MARTS TRIANGULATION PATTERN



D&M PENTAGON
PLACE DE LA DEFENSE



FACE OF ALA-LU
STADE DE FRANCE



PLEIADES STAR CLUSTER
7 Daughters of Atlas



PLEIADES CITY
LOUVRE MUSEUM



Google Earth

Imagery Date: 7/24/2019 48°51'45.52" N 2°19'44.88" E elev 0 ft eye alt 10.33 mi

© Composition and Some Graphics by
LUIS B. VEGA
vegapost@hotmail.com
www.PostScripts.org
FOR ILLUSTRATION PURPOSES ONLY

MAIN SOURCES
Earth.Google.com
ESA.ist - G. Neukum
Mars.Google.com
Wikipedia.com

PARIS CYDONIA STAR MAP

FRANCE

CYDONIA MARTS TRIANGULATION PATTERN



THE MARTIAN MOTIF

CYDONIA, MARS

40°44'33.60N 09°27'40.29W

FACE OF ALA-LU

PLEIADES CITY

FACE OF ALA-LU

GRAND PALAIS



Pleiades City

LOUVRE MUSEUM

PLEIADES STAR CLUSTER

7 Daughters of Atlas

Atlas Merope
ALCYONE
Pleione Electra
Celaene
Maia Taygete
Asterope

**D&M
PENTAGON**

CHAMP DE MARS

Sfera con sfera

Wheel within a Wheel

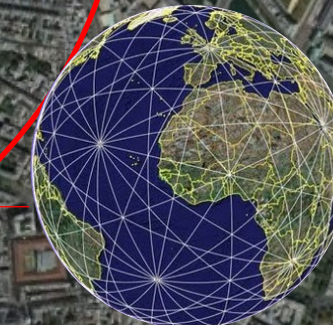
Book of Ezekiel

**D&M
PENTAGON**

LES INVALIDES



Champ de Mitterrand
Centre de la France



Google Earth

© Composition and Some Graphics by

LUIS B. VEGA

vegapost@hotmail.com

www.PostScripts.org

FOR ILLUSTRATION PURPOSES ONLY

MAIN SOURCES

Earth.Google.com

ESA.ist - G. Neukum

Mars.Google.com

Wikipedia.com

PARIS A LA PLEIADES

According to the translation of the ancient Sumerian cylinder scrolls, Fallen Angels presented themselves as 'gods' that had a direct connection to Mars and other places in the known Cosmos. One such personage was Anu, the 'Rebel' king who was exiled to Mars and died there. His followers memorialized him by burying him under a mausoleum shaped like a face. Humanity had a record of such an object on Mars even before telescopes or man-made Probes, or Rovers. This narrative eerily echoes the fall and expulsion of Lucifer whom his followers currently mode such a Martian typology in their various world capitals of power and prestige. This planet Mars Cydonia pattern is a 'Star Map' that is related to the Pleiades in the constellation of Taurus. It encompasses a 'celestial' hexagram that comes a Star Gate or portal that perhaps crosses dimensions. The Ancients believed that the Annunaki taught humanity that they came from such places or 'left' such places or estates as the Bible teaches that entities came to Earth to corrupt the DNA makeup of humanity as originally designed by the Creator GOD YHVH of Genesis.

THE FINANCIAL DISTRICT



Laboratoires Expanscience



Charras Centre Commercial

ARC DE LA DEFENSE

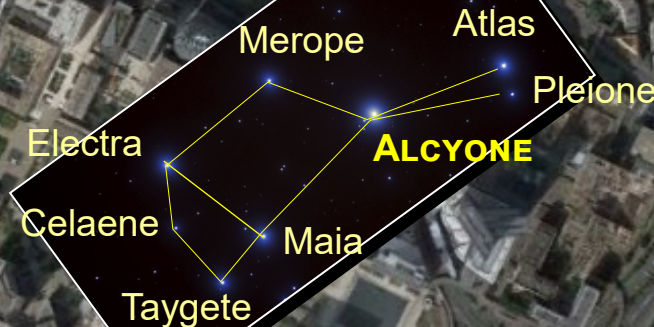
AFS France

'PYRAMID' - TOP VIEW
Decathlon

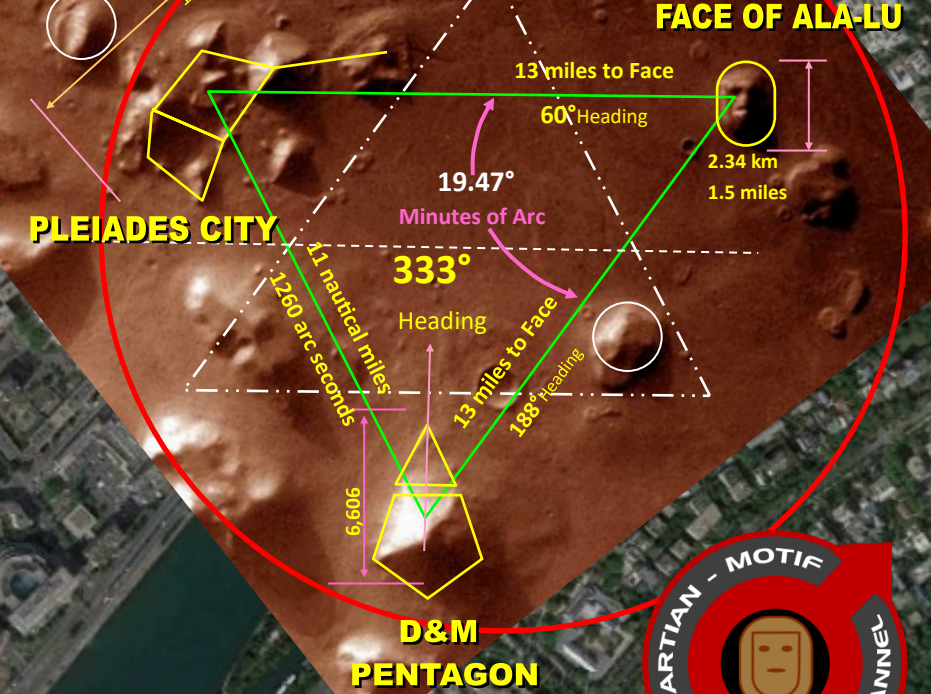
Societe General

PLEIADES STAR CLUSTER

7 Daughters of Atlas



MARTIAN MOTIF
CYDONIA, MARS
40°44'33.60N 09°27'40.29W



Google Earth

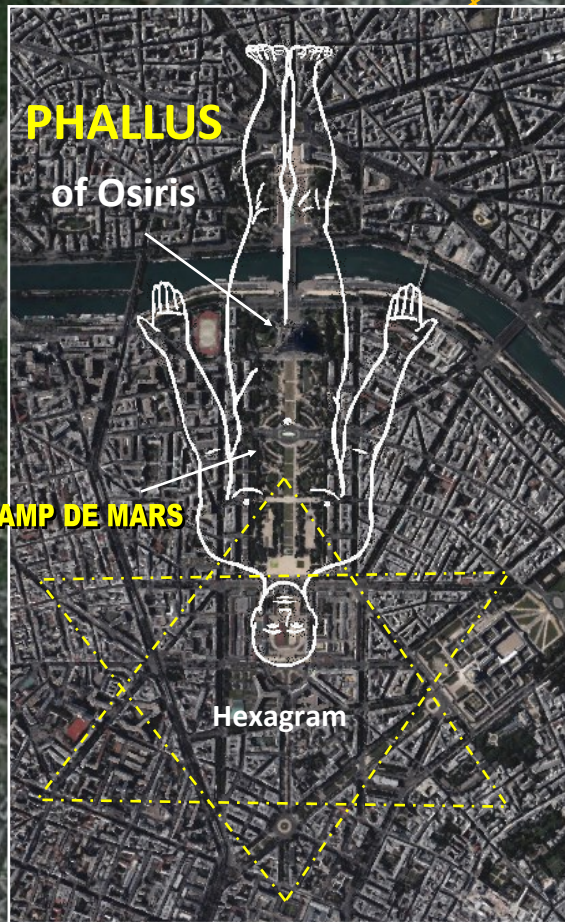
© Composition and Some Graphics by
LUIS B. VEGA
vegapost@hotmail.com
www.PostScripts.org
FOR ILLUSTRATION PURPOSES ONLY

MAIN SOURCES
Earth.Google.com
ESA.ist - G. Neukum
Mars.Google.com
Wikipedia.com

Tour Guide

Imagery Date: 8/6/2017 48°53'37.07" N 2°14'49.68" E elev 0 ft eye alt 9278 ft

PARIS TREE OF LIFE



PHALLUS of Osiris



The Tower was 'The Gate' to the World's Fair in 1889 when it was debuted.


CHAMP DE MARS

The Eiffel Tower is a wrought iron lattice tower on the Champ de Mars in Paris, France. It is named after the engineer Gustave Eiffel. This area is ~9.99° heading, map length to Campus Maritus, Field of Mars in Rome, Italy.

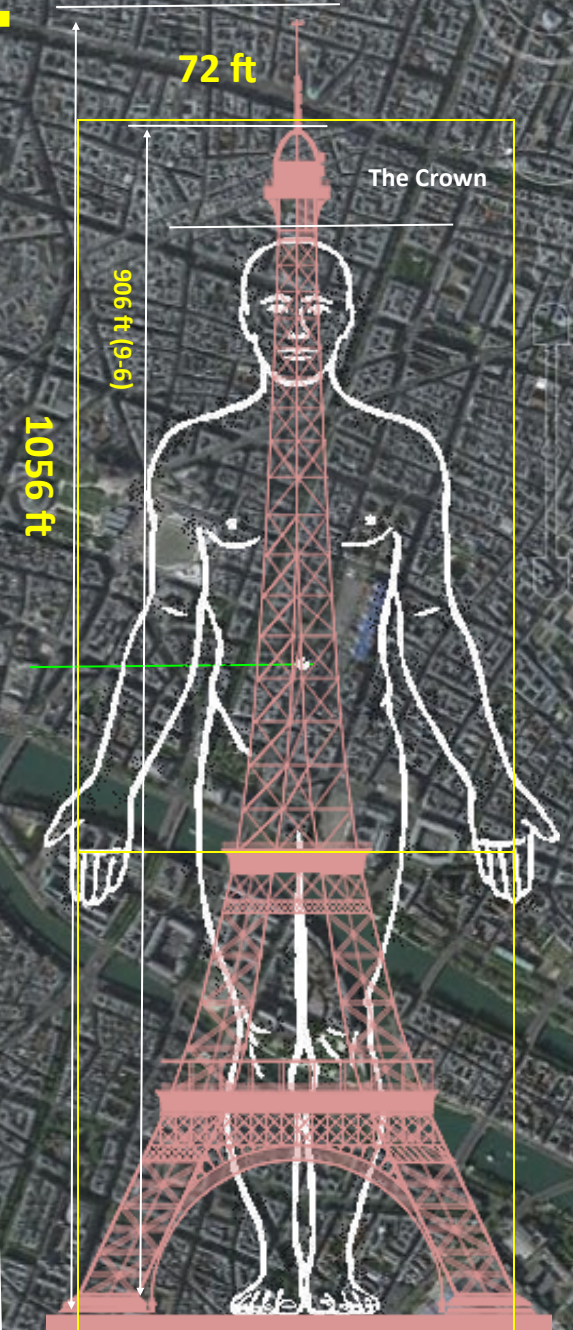
TREE OF LIFE



188° heading
.33 miles



PARIS OBSERVATORY



Google earth

© Composition and Some Graphics by
LUIS B. VEGA
vegapost@hotmail.com
www.PostScripts.org
FOR ILLUSTRATION PURPOSES ONLY

MAIN SOURCES
Earth.Google.com
ESA.ist - G. Neukum
Mars.Google.com
Wikipedia.com

PARIS EIFFEL PYRAMID

The purpose of this illustration is to suggest that based on Eiffel's own assertions, the Tower was a rendition of the Great Pyramid of Giza. The illustration will depict the possible correlations that are based on the signature phi ratio proportions of each. Moreover the Great Pyramid as is the Eiffel Tower is a microcosm of the human body. Each level has an anatomical correlations directly associated to the organs of a human body. As the human body has the nervous system enveloped like a serpent in the spinal column, the 33 vertebrae is seen to many as a 'pyramid' with the chakras of similar ley-lines as energy points that channels current of electricity from the brain. In essence each mental thought is converted to chemical signals and manifested in biological elements/tissues, etc. In similar fashion the Earth, as a living organism is fashioned in a similar model.



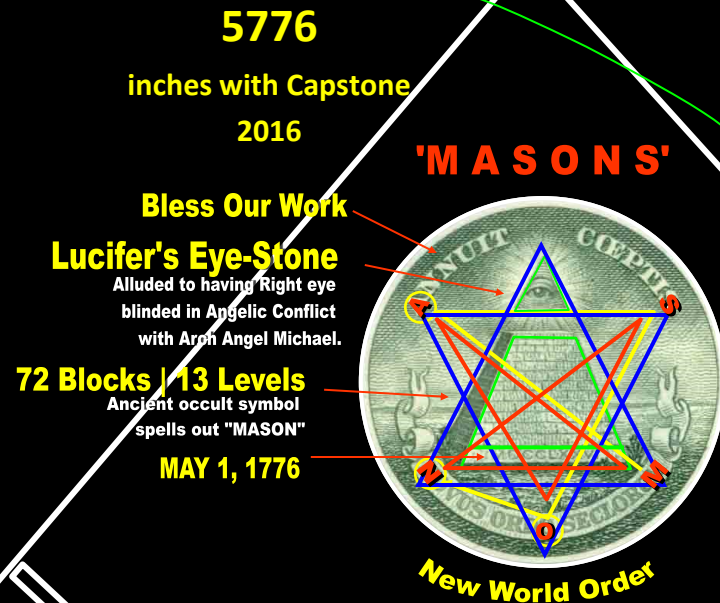
CHAMP DE MARS

The Tower was 'The Gate' to the World's Fair in 1889 when it was debuted.

The Eiffel Tower is a wrought iron lattice tower on the Champ de Mars in Paris, France. It is named after the engineer Gustave Eiffel. This area is ~9.99° heading, map length to Campus Maritus, Field of Mars in Rome, Italy.



Cydonia, Mars



GREAT PYRAMID TEMPLATE

PYTHAGORAS PARIS

In this purported correlation of the Great Pyramid with the Tower of Eiffel, the Great Pyramid is magnified to the same ratio to illustrated that its dimensions and proportion of division is incorporated in the very design of the Eiffel Tower. Moreover, to many the Great Pyramid is considered to be a celestial clock of cosmic time for one. Others also believe that it is a marker of sorts that delineates the Gates of Heaven as marked by the shafts that are aligned to Orion and Draco. To the Luciferians, they use this motif to veil and reveal their knowledge of the Universe and the struggle it is currently involved with due to the 'god of War, Lucifer has declared war on Humanity and seeks to overthrow the Throne of YHVH in the true Zion of Heaven. The Great pyramid without Capstone is 481ft.

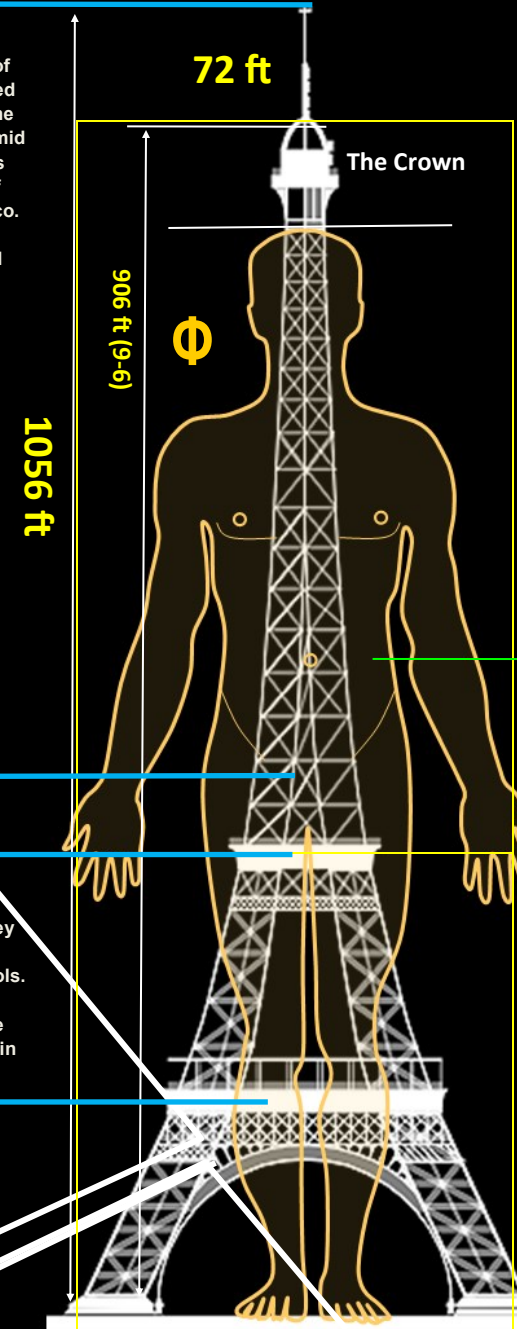


THE HEXAGRAM

Key for a time and a place



The Tree of Life is used by the Babylonian Kabbalists that use it to teach and convey the religion and tenants of Lucifer's religion and protocols. It is also reminiscent of the Serpent within the Tree of the Knowledge of Good and Evil in the Garden of Eden.



THE SHAFT OF OSIRIS/ORION/BA'AL

In the ancient mystery religions such as Masonry and other Luciferian rites, the obelisk were a representation of the phallus of their fertility gods, such as Mars and Orion. The constellation of Orion even has this depiction in the stars themselves. It represents the positive energy that seeks to procreate. Other theories even suggest that as it pertains to Orion, the Orion Nebula that centers on the 3 main star alignment is in fact the funnel or vortex one enters as a 'gate' to Heaven itself.

This is perhaps why the Eiffel Tower was designed first of all as 'Gate' as in the phallus of the cosmic warrior. Realize that Lucifer and his fallen angels still have administrative rights to appear before the Throne of YHVH. Satan is not in hell currently. By some, it is only after the Rapture of the Bride of Christ that Lucifer is cast out of Heaven.

© Composition and Some Graphics by

LUIS B. VEGA

vegapost@hotmail.com

www.PostScripts.org

FOR ILLUSTRATION PURPOSES ONLY

MAIN SOURCES

Earth.Google.com
ESA.ist - G. Neukum
Mars.Google.com
Wikipedia.com


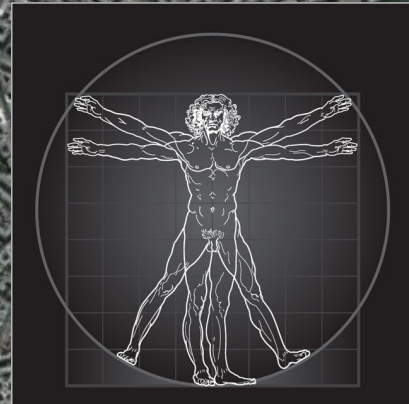
The Hexagram is the most powerful motif used as a 'key' to open interdimensional portals. The use of such sacred geometry along with Luciferian magic is combined to activate such a desire. The 'key' is to operate it at certain 'key' ley-lines of energy or to obtain energy by blood sacrifices at certain 'key' times of the year like Friday the 13.

PARIS ANTHROPOMORPHIC SUN KING

CYDONIA MARTS TRIANGULATION PATTERN

The Skull and Bones motif is highly suggestive although it has a strong resemblance to the layout that is suggested along with the many Pentagrams and Hexagrams through the Paris city core. An extension of the ley-lines to incorporate the human form appears to also render the iconic Vitruvian Man motif with arms and legs at rest and outreach, superimposed. The Eiffel Tower is a wrought iron lattice tower on the Champ de Mars in Paris, France. It is named after the engineer Gustave Eiffel, This area is ~9.99° heading, map length to Campus Maritus, Field of Mars in Rome, Italy.


COMING ANTICHRIST



CHAMP DE MARS

PHALLIC MOTIF

The Tower was
'The Gate' to the
World's Fair in 1889 when
it was debuted.



Google Earth

© Composition and Some Graphics by
Luis B. VEGA
vegapost@hotmail.com
www.PostScripts.org
FOR ILLUSTRATION PURPOSES ONLY

MAIN SOURCES
Earth.Google.com
ESA.ist - G. Neukum
Mars.Google.com
Wikipedia.com

48°51'30.24" N 2°17'39.03" E elev 0 ft eye alt 20252 ft

PARIS LUXOR TEMPLE

The purpose of this illustration is to approximate several lay-lines that appear to depict the classical Luciferian occultic signatures. The core template centers on the Louvre. This study strongly suggests that the Louvre is patterned after the Luxor Temple of Man. There is a distinct bend in the Temple as in the River Seine. The proportions are that of a human body and in phi ratio. Moreover the Temple template appears to be superimposed with the other Luciferian motif of the Owl or Molech. It has outstretched wings. This Owl motif stares with a seemingly 3rd eye that corresponds to the phallus of the Temple Man template. The end of the Owl configuration terminates at the Place de la Concorde with apparent feather markings.

LOUVRE MUSEUM



666

Glass Sections



L'OBÉLISQUE

9.99

miles to Versailles
TOP OF 'PYRAMID'

LA MADELINE



ASSEMBLEE NATIONALE

LUXOR TEMPLE

The Temple of Man

The Tree of Life motif is elongated to resemble the Obelisk.



Google™ earth

LUXOR PATTERN—Temple of Man,

666 feet

.33 km

.33 miles

1666 feet

1776 feet

188 smoots
360 yards
.33 km
1 km sq

© Composition and Some Graphics by

LUIS B. VEGA

vegapost@hotmail.com

www.PostScripts.org

FOR ILLUSTRATION PURPOSES ONLY

MAIN SOURCES

Earth.Google.com

ESA.ist - G. Neukum

Mars.Google.com

Wikipedia.com