

GENERAL FEATURES

- Longer cycle life: special paste formula, over dimensioned negative plate, optimized manufacturing process, additives for deep discharge, with Gel electrolyte.
- Special separators boost up the battery internal performance.
- Using oxygen recombination technology, maintenance-free and little water losing.
- ABS material: enhanced strength of the battery container. (Flame-retardant ABS is optional).
- Designed to have a lifespan of 10 years for float charging at 25°C



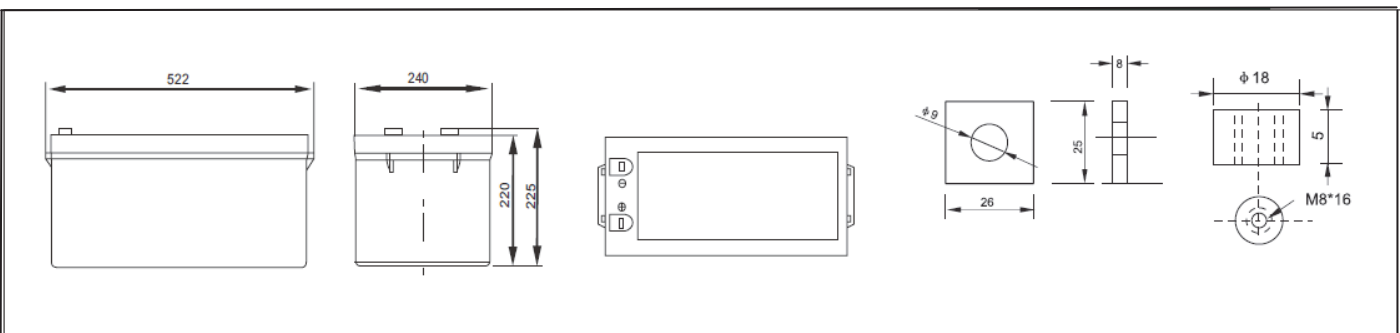
APPLICATIONS

- Electric tools
- Vehicle in place of walking
- Lawn mowers
- Golf trolleys and golf cart
- Power system of special network or local area network
- Electric toys
- Railway and marine systems
- Fire alarms
- Solar and wind power system
- Electric wheelchairs
- Medical equipment

SPECIFICATIONS

Model	Nominal Voltage	12V		
	Rated Capacity (10Hr rate)	200Ah		
Dimensions	Length	Width	Height	Total Height
	522mm	240mm	220mm	244mm
Weight	Approx. 58kg+/-3%			
Capacity @25°C (77°F)	10 Hour (20A,10.8V)	5 Hour (34A,10.8V)	3 Hour (50A,10.8V)	1 Hour (110A,10.5V)
	200Ah	170Ah	150Ah	110Ah
Internal Resistance	Fully charged at 25°C, approx. 2.5mΩ			
Max. Discharge current	2000A (5 Sec.)			
Capacity Affected by Temp. (20Hr)	40°C (104°F)	25°C (77°F)	0°C (32°F)	-15°C (5°F)
	112%	100%	80%	68%
Self Discharge Rate @25°C (77°F)	After 3 months Storage	After 6 months Storage	After 12 months Storage	
	91%	82%	64%	
Charge Method	Cycle Use		Float Charging	
	14.1-14.4V (Initial current less than 73A) @25°C (77°F)		13.5-13.8V@25°C (77°F)	

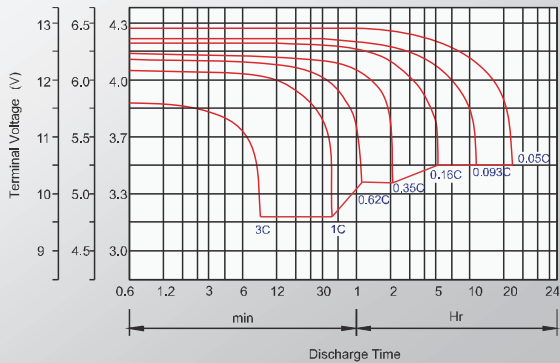
DIMENSIONS & TERMINALS



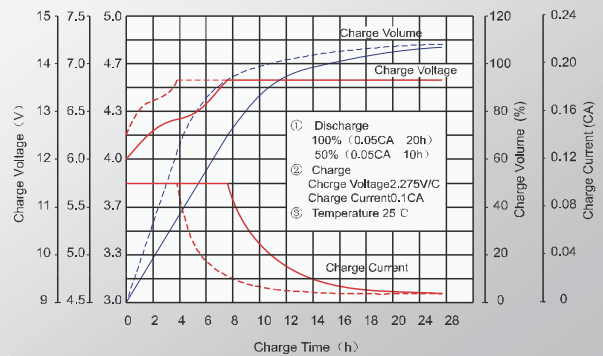
PERFORMANCE CHARACTERISTICS

Constant Current (Amp.) and Constant Power (Watt) Discharge Table @25°C (77°F)													
Cell Voltage	Time	5min	15min	30min	45min	1hr	2hr	3hr	4hr	5hr	8hr	10hr	20hr
1.60V	A	650.00	350.00	212.00	153.00	124.00	71.20	55.80	42.80	38.40	25.00	20.90	10.90
	W	1172.00	662.00	412.00	310.00	252.00	145.00	106.00	83.80	70.60	47.20	38.80	20.80
1.70V	A	604.00	332.00	206.00	151.00	122.00	70.20	54.40	42.20	37.61	24.60	20.40	10.80
	W	1122.00	642.00	410.00	308.00	250.00	144.00	104.70	83.40	69.60	46.60	38.20	20.80
1.75V	A	556.00	320.00	204.00	150.00	121.00	68.40	53.80	41.80	37.20	24.20	20.20	10.70
	W	1060.00	638.00	408.00	308.00	246.00	143.00	103.00	83.00	69.60	46.20	38.00	20.80
1.80V	A	498.00	300.00	195.00	144.00	117.00	67.80	53.40	41.60	36.20	24.00	20.00	10.60
	W	972.00	602.00	398.00	300.00	246.00	143.00	103.00	83.00	68.40	46.00	38.00	20.80
1.85V	A	446.00	266.00	177.00	134.00	109.00	64.40	50.20	39.20	34.20	23.00	19.10	10.40
	W	892.00	538.00	366.00	280.00	228.00	136.00	97.80	79.00	65.40	44.20	36.60	17.20

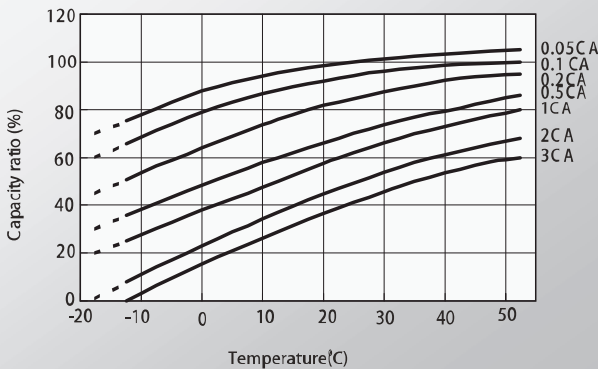
DISCHARGE CHARACTERISTICS



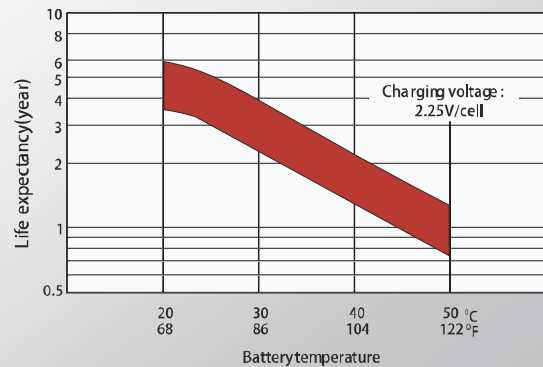
CHARGING CHARACTERISTICS (STANDBY)



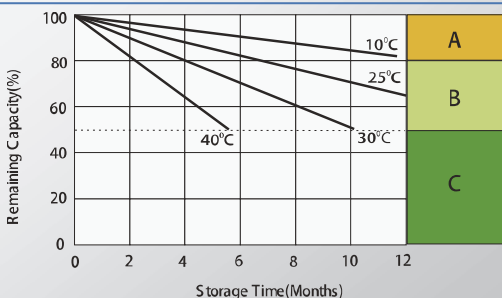
TEMP. EFFECTS IN RELATION TO BATTERY CAPACITY



EFFECT OF TEMP. ON LONG TERM FLOAT DESIGNED LIFE



SELF DISCHARGE CHARACTERISTICS



A. No supplementary charge required. (Carry out supplementary charge before use if 100% capacity is required.)
 B. Supplementary charge required before use. Optional charging way as below:
 1. Charged for above 3 days at limited current 0.25CA and constant voltage 2.25V/cell.
 2. Charged for above 20hours at limited current 0.25CA and constant voltage 2.45V/cell.
 3. Charged for 8-10hours at limited current 0.05CA.
 C. Supplementary charge may often fail to recover the capacity. The battery should never be left standing till this is reached.

CYCLE LIFE IN RELATION TO THE DEPTH OF DISCHARGE

