

Music For All Southeastern Regional Concert Festival

at Georgia State University
Woodwind Clinic

Kenneth F. Beard
Woodward Academy








What Makes A Musician?

● Tone

- Embouchure
- Air/Breathing
- Tongue
- Set Up
 - MP
 - Reeds
 - Ligature
 - Instrument



What Makes A Musician?

Technique

-  Scales and Arpeggios of all Types
 -  Major
 -  Minor
 -  Jazz Scales
 -  Modes





What Makes A Musician?

Rhythm

-  You must study rhythm and understand how to figure out new ones
-  It is important to know the relationships of notes






What Makes A Musician?

Phrasing/Musicality

-  Coloring Book
-  Dynamics
-  Phrasing
-  Tension & Release

What Makes A Musician?

Literature

-  Method Books
-  Band/Orchestra Literature
-  Solos & Ensembles
-  Sonatas
-  Concertos

What Makes A Musician?

Practicing

- ◆ Additive Practice
 - ◆ Slow to Fast
 - ◆ Looping
- ◆ Use a Metronome
- ◆ Amateurs practice until they can get it. Pros practice until they can't miss it.

What Makes A Musician?

◆ Sight Reading

Sight Reading Consists of Multiple Simultaneous Skills

- ◆ Reading Rhythms
- ◆ Reading Notes
- ◆ Producing a Tone
- ◆ Reading Articulations
- ◆ Playing Dynamics
- ◆ Producing Style

Sight Reading Consists of Multiple Simultaneous Skills

- ◆ Rhythm! Rhythm! **RHYTHM!**
- ◆ The most important aspect of sight reading is rhythm.

H. E. Nutt's Rhythm Sheet

1 2 3 4 5 6 7 8 9 10 11 12

13 14 15 16 17 18 19 20 21 22 23 24 25

26 27 28 29 30 31 32 33

34 35 36 37 38 39 40

41 42 43 44 45 46 47

48 49 50 51 52 53 54 55

56 57 58 59 60 61 62 63

16th Note Rhythm Sheet

2 3 4 5

6 7 8 9 10

11 12 13 14 15

16 17 18 19 20

21 22 23 24 25

26 27 28 29 30

31 32 33 34 35

36 37 38 39 40

41 42 43 44

45 46 47 48 49

50 51 52 53

54 55 56

57 58 59 60

Kenny Beard's 6/8 Rhythm Sheet

1 2 3 4 5

6 7 8 9 10

11 12 13 14 15

16 17 18 19 20

21 22 23 24 25

26 27 28 29 30

31 32 33 34 35

36 37 38 39 40

41 42 43 44 45

46 47 48 49 50

51 52 53 54 55

56 57 58 59 60

Rhythm Sequence of Study

- ❑ Clap & Subdivide
- ❑ Count Rhythms
 - ❑ Count the Number Where the Note is
 - ❑ Whisper Rests
- ❑ Tah the Rhythm
- ❑ Play the Rhythm on a Pitch
- ❑ Finger Tongue & Blow (Air Band)

Tricky Rhythms

- ✓ Two Foot Pat Patterns
 - ✓ Dotted Quarter Notes
 - ✓ Syncopation
 - ✓ Half Notes
- ✓ Rests
- ✓ Ties

Three Rules Of Sight Reading

1. Never Stop
2. Rhythm Comes First
3. Play One Dynamic Louder Than You Think You Should

Sight Reading Hierarchy

- Rhythm
- Notes
- Tone
- Articulations
- Dynamics
- Style

★ STARS ★



- ✧ S Signatures (Key & Time)
- ✧ T Tempo Markings
- ✧ A Accidentals
- ✧ R Rhythms (Look For Tricky Rhythms)
- ✧ S Signs & Style Markings
 - ✧ (Dynamics, Articulations, Road Signs)

All State Sight Reading Thoughts

- ◆ Very Few Play Stylistically
- ◆ Very Few Perform Articulation Patterns Correctly
- ◆ A Slight Few Play The Correct Dynamics
- ◆ Many Have Trouble Keeping The Pulse
- ◆ Many Don't Subdivide (16th's For Example)
- ◆ Students Often Miss 2 Foot Pat Patterns
- ◆ Unfortunately Some Do Not Have A Characteristic Tone

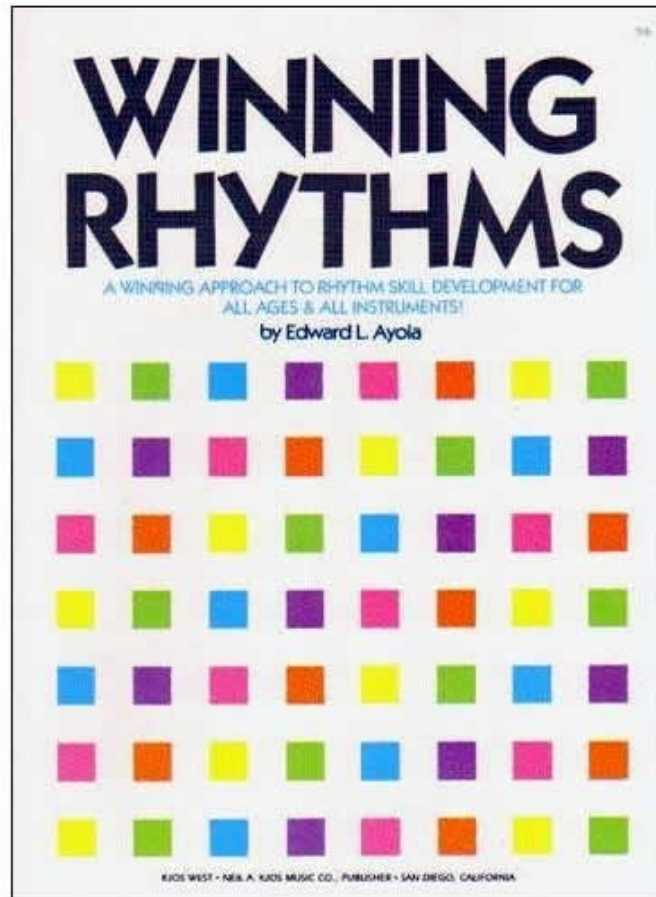
Articulation Patterns

Two Ways To Understand




Winning Rhythms

By Edward L. Ayola



204 Progressive Sight Reading Tunes

By Roger Winslow



150 Original Exercises

By Grover C. Yaus & Roy M. Miller

B Treble Instruments

150 ORIGINAL EXERCISES

IN UNISON FOR BAND OR ORCHESTRA


BY
**GROVER C. YAUS &
ROY M. MILLER**


PUBLISHED FOR

C TREBLE INSTRUMENTS
B TREBLE INSTRUMENTS
E TREBLE INSTRUMENTS
BASS CLEF INSTRUMENTS
F TREBLE INSTRUMENTS
DRUMS

DESIGNED EXPRESSLY FOR TEACHING
DIVISION OF MEASURE
TEMPOS AND RHYTHMS
WITH
WARM-UP, TUNE-UP,
AND
SCALE EXERCISES

EQUALLY ADAPTABLE FOR ANY SINGLE INSTRUMENT
OR ANY COMBINATION OF INSTRUMENTS

Alfred



Belwin

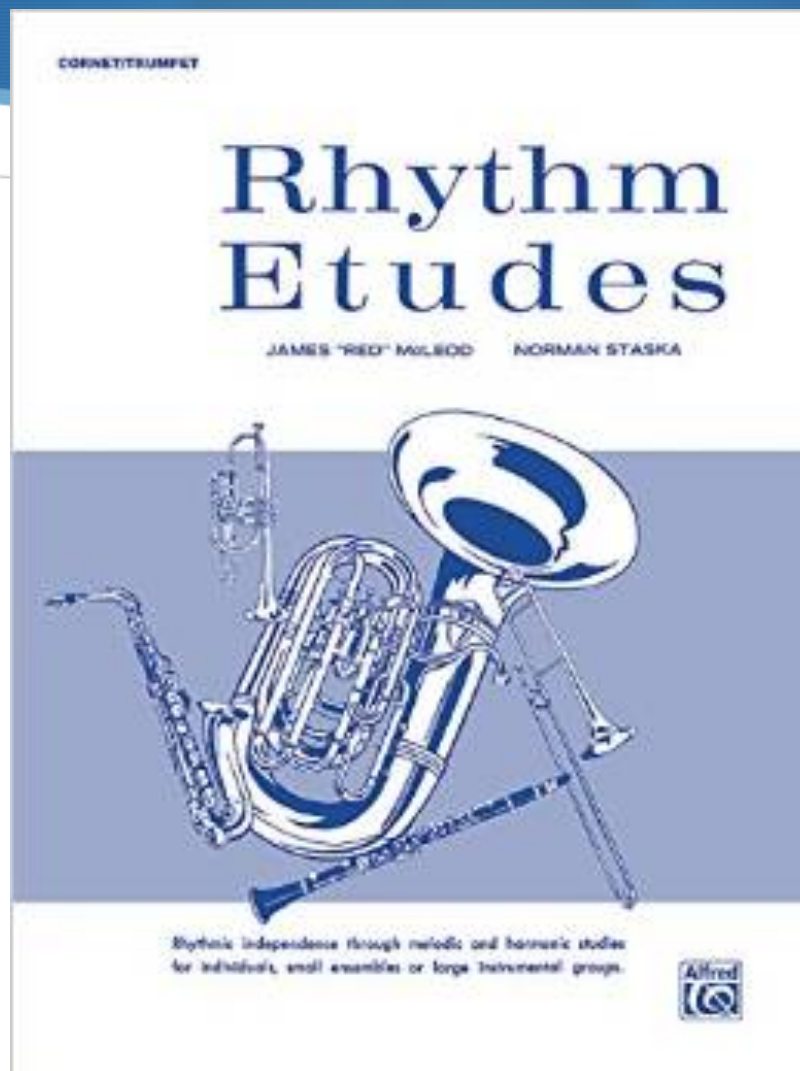
101 Rhythmic Rest Patterns

By Grover C. Yaus



Rhythm Etudes

By James “Red” McLeod & Norman Staska



Other Resources

- 🟢 www.banddaddy.com
- 🟢 www.sightreadingfactory.com
- 🟢 www.sonicfit.com

Things For You To Do

To Improve Your Sight Reading Skills

- ◆ Practice Sight Reading Every Day
- ◆ Make Sight Reading A Game
- ◆ Do Not Ask Your Teacher How It Goes

Things For You To Do

To Improve Your Sight Reading Teaching Skills

- ◆ Enjoy Sight Reading:
 - ◆ Making a mistake is normal don't be afraid to make a mistake.
 - ◆ Keep going when you make a mistake.
 - ◆ Make gorgeous mistakes.
 - ◆ Make SR a game.

Music For All

Woodwind Clinic

Thanks For Attending Today

