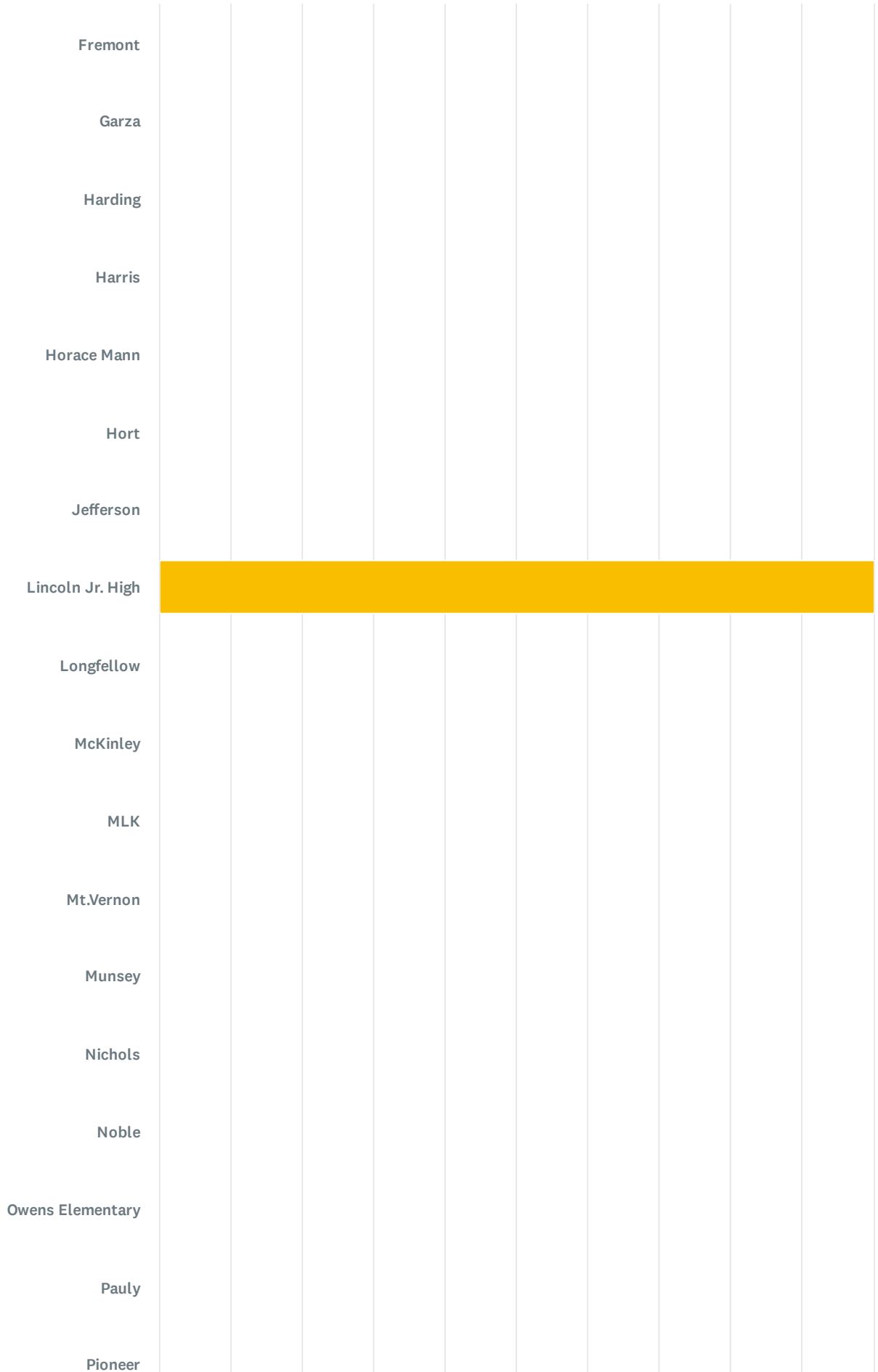














































2025-2026 BETA Administration/Site Climate Survey



2025-2026 BETA Administration/Site Climate Survey

Answer Choices	Percentage	Responses
 Casa Loma	0%	0
 Cato	0%	0
 Chavez	0%	0
 Chipman	0%	0
 College Hts	0%	0
 Compton	0%	0
 Curran	0%	0
 Downtown	0%	0
 Ed Center/District Office	0%	0
 Eissler	0%	0
 Emerson	0%	0
 Evergreen	0%	0
 Fletcher	0%	0
 Frank West	0%	0
 Franklin	0%	0
 Fremont	0%	0
 Garza	0%	0
 Harding	0%	0
 Harris	0%	0
 Horace Mann	0%	0
 Hort	0%	0
 Jefferson	0%	0
Total		11

2025-2026 BETA Administration/Site Climate Survey

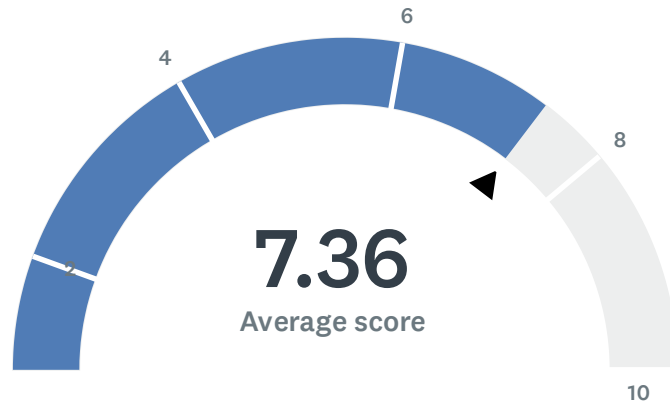
Answer Choices	Percentage	Responses
 Lincoln Jr. High	100.00%	11
 Longfellow	0%	0
 McKinley	0%	0
 MLK	0%	0
 Mt.Vernon	0%	0
 Munsey	0%	0
 Nichols	0%	0
 Noble	0%	0
 Owens Elementary	0%	0
 Pauly	0%	0
 Pioneer	0%	0
 Rafer Johnson	0%	0
 Roosevelt	0%	0
 School Nurse	0%	0
 Sequoia	0%	0
 Sierra	0%	0
 Stella Hills	0%	0
 Stiern	0%	0
 Thorner	0%	0
 VAPA	0%	0
 Voorhies	0%	0
 Washington	0%	0
Total		11

2025-2026 BETA Administration/Site Climate Survey

Answer Choices	Percentage	Responses
 Wayside	0%	0
 William Penn	0%	0
 Williams	0%	0
 Other (please specify) Show responses	0%	0
Total		11

Q2 Site administration is sensitive to the needs of students, staff, and the community.

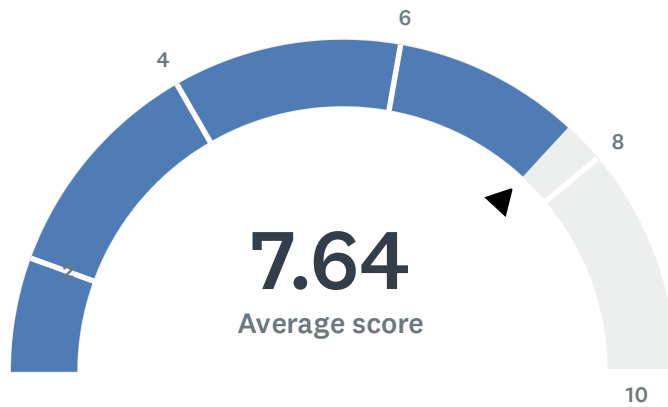
Answered: 11 Skipped: 0



Basic statistics (i)				
Minimum	Maximum	Median	Mean	Standard Deviation
4.00	10.00	8.00	7.36	1.72

Q3 Site administration treats staff with respect; you feel like a valued member of a team.

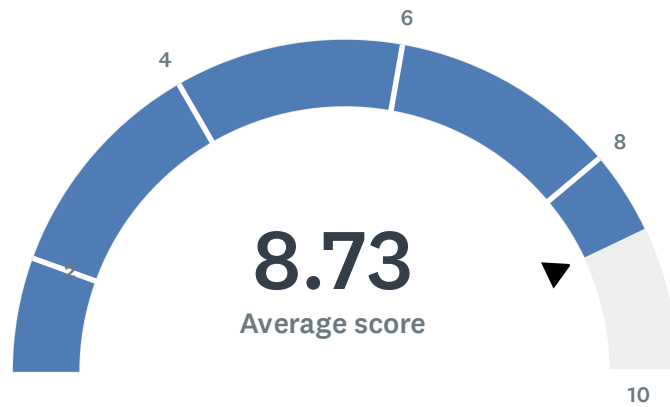
Answered: 11 Skipped: 0



Basic statistics (i)				
Minimum	Maximum	Median	Mean	Standard Deviation
1.00	10.00	8.00	7.64	2.67

Q4 Site administration conducts classroom visits in the least disruptive manner and leaves timely feedback (within 48 hours).

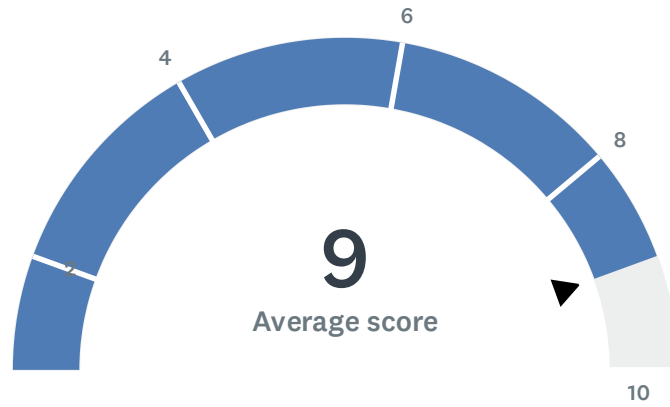
Answered: 11 Skipped: 0



Basic statistics (i)				
Minimum	Maximum	Median	Mean	Standard Deviation
6.00	10.00	9.00	8.73	1.29

Q5 Site administration follows the contract and respects personal rights.

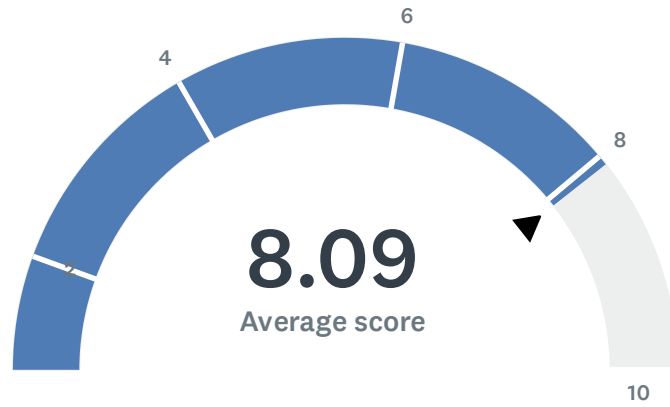
Answered: 11 Skipped: 0



Basic statistics ⓘ				
Minimum	Maximum	Median	Mean	Standard Deviation
7.00	10.00	9.00	9.00	0.95

Q6 Administration utilizes staff according to their job description (ie. Coaches, APL's, Specialists & Staff).

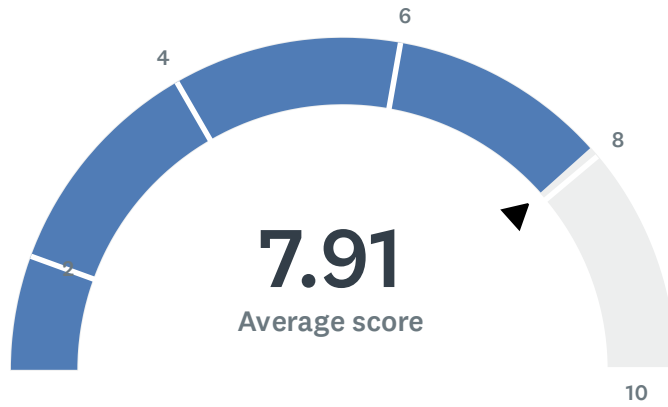
Answered: 11 Skipped: 0



Basic statistics (i)				
Minimum	Maximum	Median	Mean	Standard Deviation
4.00	10.00	9.00	8.09	2.07

Q7 Administration maintains open communication with staff, parents, and students.

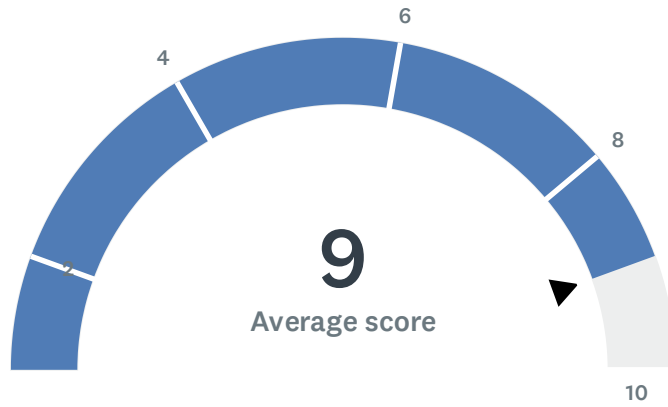
Answered: 11 Skipped: 0



Basic statistics (i)				
Minimum	Maximum	Median	Mean	Standard Deviation
4.00	10.00	8.00	7.91	1.78

Q8 Administration supports staff against attacks and criticism from parents.

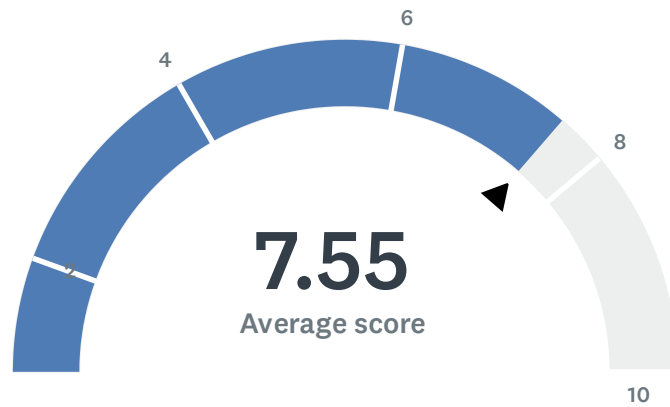
Answered: 11 Skipped: 0



Basic statistics (i)				
Minimum	Maximum	Median	Mean	Standard Deviation
6.00	10.00	9.00	9.00	1.21

Q9 Site administration treats all teachers equally; there is no preferential treatment.

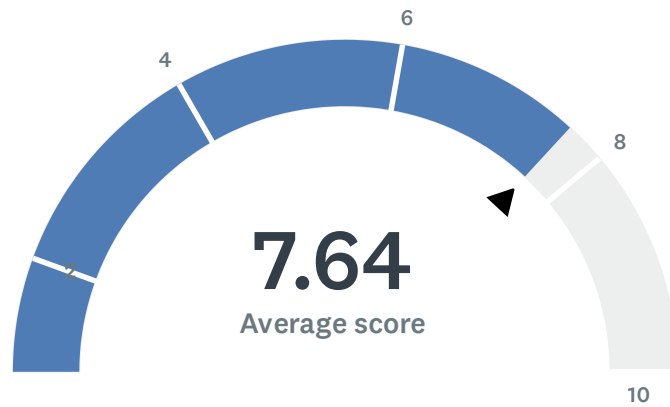
Answered: 11 Skipped: 0



Basic statistics (i)				
Minimum	Maximum	Median	Mean	Standard Deviation
3.00	10.00	8.00	7.55	2.39

Q10 Site administration has been supportive and minimizes additional stress.

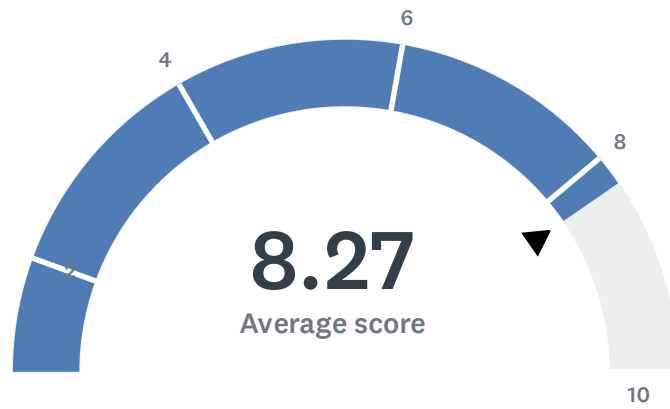
Answered: 11 Skipped: 0



Basic statistics (i)				
Minimum	Maximum	Median	Mean	Standard Deviation
2.00	10.00	9.00	7.64	2.60

Q11 Administration communicates expectations and information in an effective and timely manner.

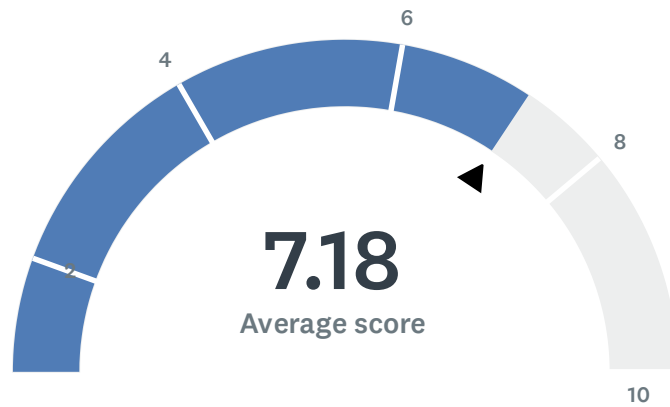
Answered: 11 Skipped: 0



Basic statistics (i)				
Minimum	Maximum	Median	Mean	Standard Deviation
4.00	10.00	8.00	8.27	1.66

Q12 Your site administration ensures positive working conditions at your worksite.

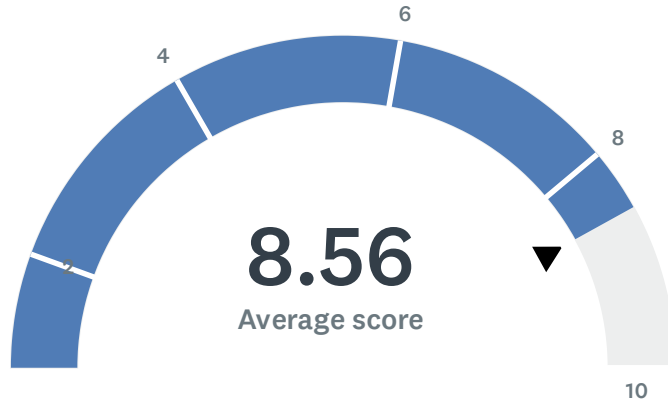
Answered: 11 Skipped: 0



Basic statistics (i)				
Minimum	Maximum	Median	Mean	Standard Deviation
2.00	10.00	8.00	7.18	2.69

Q13 Site administration is thoughtful/smart when calling "Inclement Weather" (rainy day, extreme temperatures, too windy, air quality, etc.) schedule.

Answered: 9 Skipped: 2



Basic statistics (i)				
Minimum	Maximum	Median	Mean	Standard Deviation
4.00	10.00	9.00	8.56	1.83

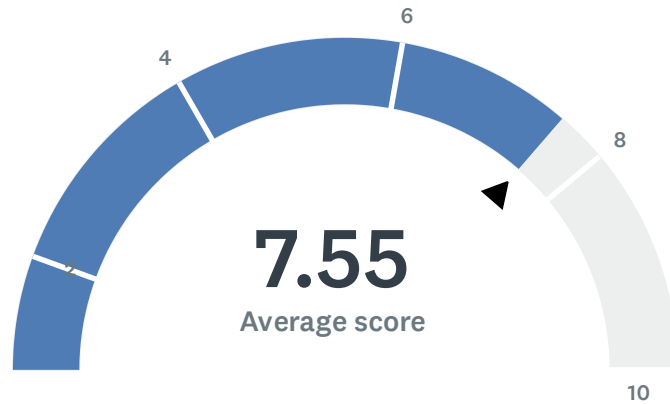
Q14 Do you have any comments, thoughts, or concerns about site administration?

Answered: 2 Skipped: 9

#	RESPONSES
1	Admin are leaders who are visible and supportive. There is a constant positive atmosphere among staff which comes from the admin team.
2	I truly believe we have the best administrative team at our site. They handle incidents in a timely manner and are always willing to listen to feedback and make changes when needed.

Q15 Site staff is involved in setting school policies and budgetary priorities.

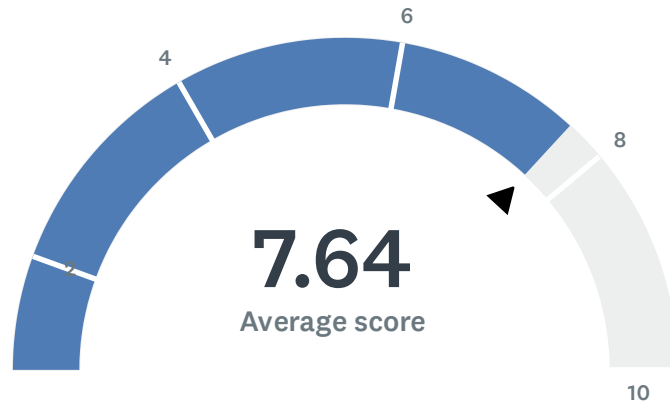
Answered: 11 Skipped: 0



Basic statistics ⓘ				
Minimum	Maximum	Median	Mean	Standard Deviation
2.00	10.00	8.00	7.55	2.57

Q16 Site meetings are productive and not excessive.

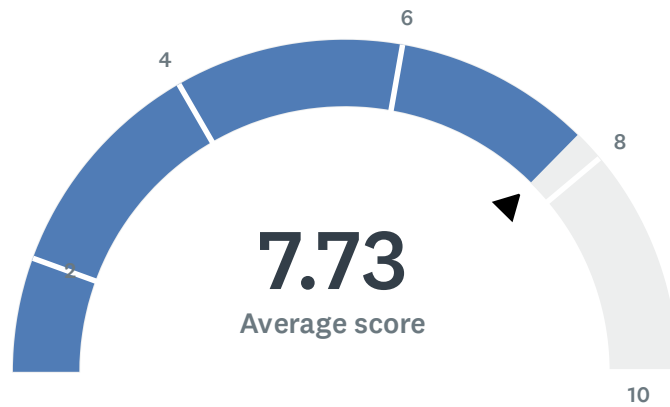
Answered: 11 Skipped: 0



Basic statistics ⓘ				
Minimum	Maximum	Median	Mean	Standard Deviation
3.00	10.00	9.00	7.64	2.35

Q17 Meetings, 504s, and/or IEPs scheduled outside of contractually guaranteed planning/preparation time?

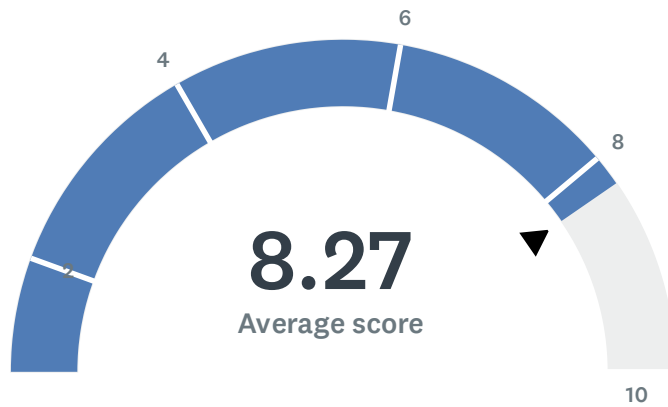
Answered: 11 Skipped: 0



Basic statistics (i)				
Minimum	Maximum	Median	Mean	Standard Deviation
2.00	10.00	9.00	7.73	2.83

Q18 My site receives daily, consecutive, uninterrupted planning/preparation time. (30 minutes / 40 minutes)

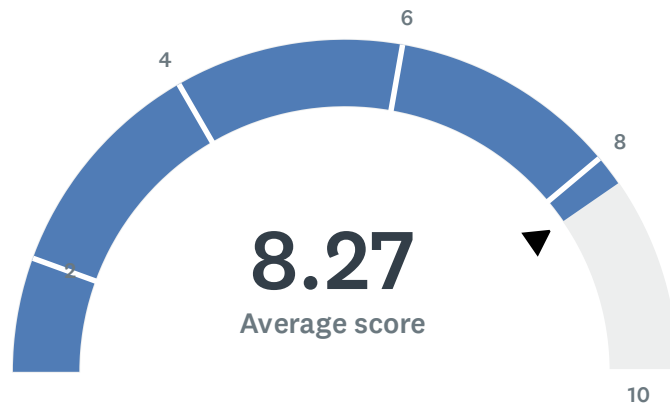
Answered: 11 Skipped: 0



Basic statistics (i)				
Minimum	Maximum	Median	Mean	Standard Deviation
4.00	10.00	10.00	8.27	2.22

Q19 Staff is given time (on duty) to input district-required data (i.e., Benchmarks, Dibels, CFAs, Report Cards, etc.).

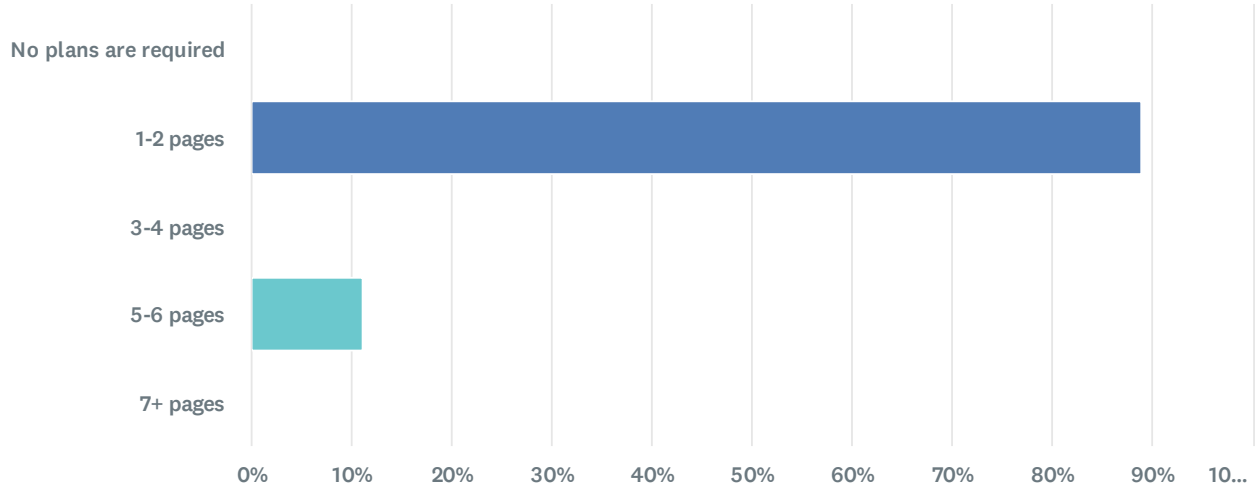
Answered: 11 Skipped: 0



Basic statistics (i)				
Minimum	Maximum	Median	Mean	Standard Deviation
5.00	10.00	8.00	8.27	1.66

Q20 Teachers are required to submit complete, but not excessively lengthy lesson plans.

Answered: 9 Skipped: 2



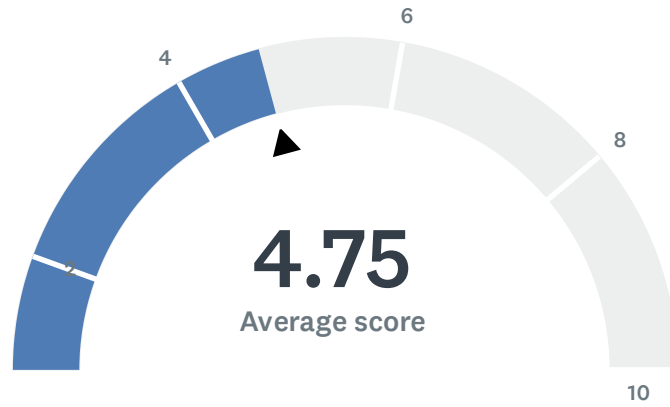
Answer Choices	Percentage	Responses
● No plans are required	0%	0
● 1-2 pages	88.89%	8
● 3-4 pages	0%	0
● 5-6 pages	11.11%	1
● 7+ pages	0%	0
Show comments		
Total		9

2025-2026 BETA Administration/Site Climate Survey

#	COMMENT	
1	Template is provided that is reasonable.	
2	Staff is not involved in setting policy and budgets. These decisions are made by the administration, glossed over at SSC, and move forward. Teachers are provided with substantial planning time to support instruction.	

Q21 Staff (teachers and/or coaches) have recess duty.

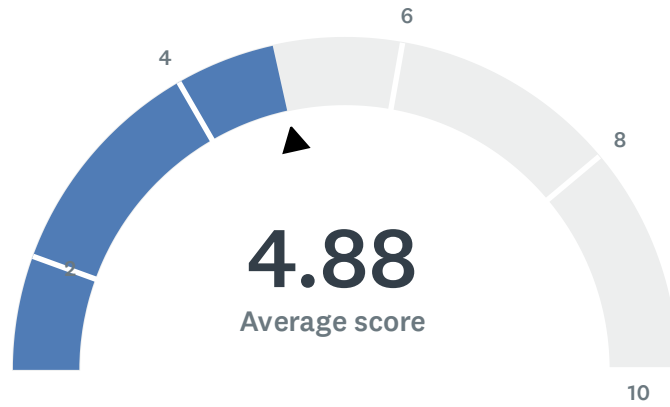
Answered: 8 Skipped: 3



Basic statistics (i)				
Minimum	Maximum	Median	Mean	Standard Deviation
1.00	10.00	3.00	4.75	4.02

Q22 Staff (teachers and/or coaches) have bus (arrival/dismissal) duty.

Answered: 8 Skipped: 3



Basic statistics ⓘ				
Minimum	Maximum	Median	Mean	Standard Deviation
1.00	10.00	3.00	4.88	4.17

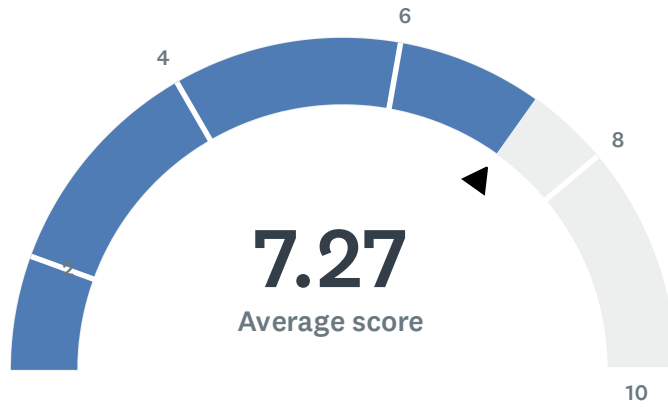
Q23 Do you have any comments, thoughts, or concerns about site operations, duties, and responsibilities?

Answered: 1 Skipped: 10

#	RESPONSES	
1	CPALs need to be reigned in with their own language, phones/earbuds and horseplay with students which leads to allowance of language, phones, horseplay for the students. Campus supervisor is not authoritative and lets the kids call him by his first name.	

Q24 Staff and students feel safe.

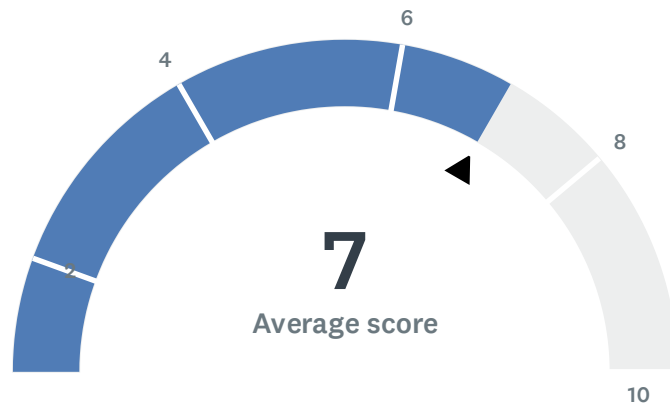
Answered: 11 Skipped: 0



Basic statistics ⓘ				
Minimum	Maximum	Median	Mean	Standard Deviation
3.00	10.00	8.00	7.27	2.26

Q25 Administration has been helpful and supportive regarding student discipline.

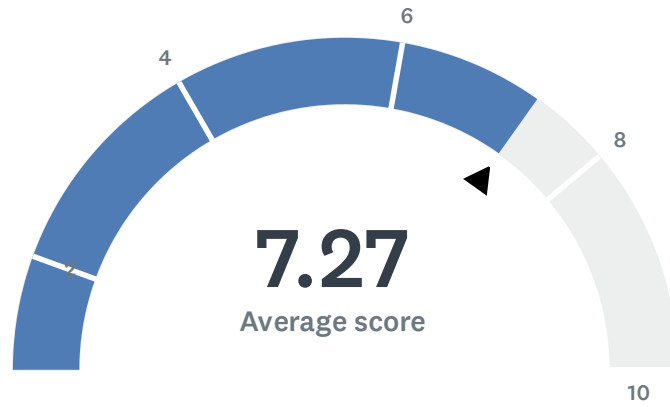
Answered: 11 Skipped: 0



Basic statistics ⓘ				
Minimum	Maximum	Median	Mean	Standard Deviation
2.00	10.00	8.00	7.00	2.66

Q26 Teachers have been given or trained to use effective tools to improve behavior.

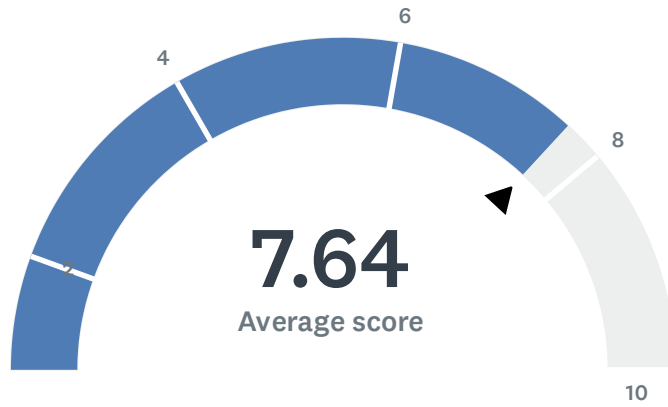
Answered: 11 Skipped: 0



Basic statistics (i)				
Minimum	Maximum	Median	Mean	Standard Deviation
2.00	10.00	8.00	7.27	2.30

Q27 Administration supports classroom discipline procedures and follows District discipline guidelines.

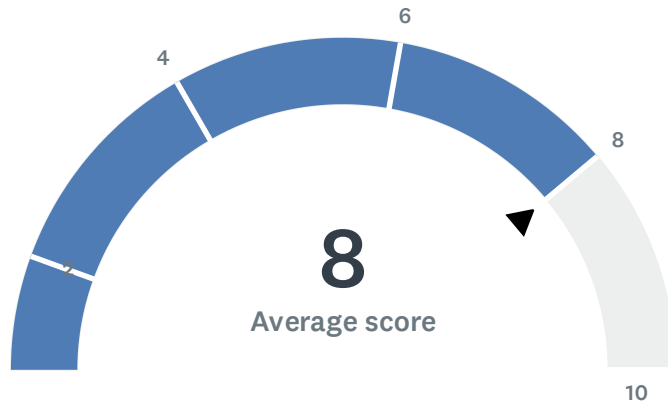
Answered: 11 Skipped: 0



Basic statistics (i)				
Minimum	Maximum	Median	Mean	Standard Deviation
2.00	10.00	8.00	7.64	2.31

Q28 When ODRs (office disciplinary referrals) are written, the teacher's word is valued and trusted.

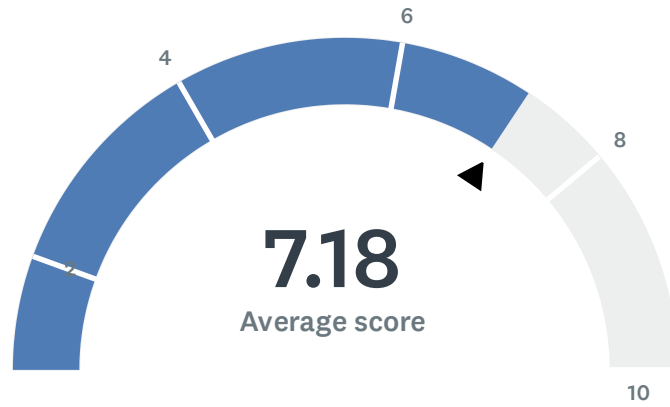
Answered: 11 Skipped: 0



Basic statistics (i)				
Minimum	Maximum	Median	Mean	Standard Deviation
5.00	10.00	9.00	8.00	1.86

Q29 My site has a positive atmosphere.

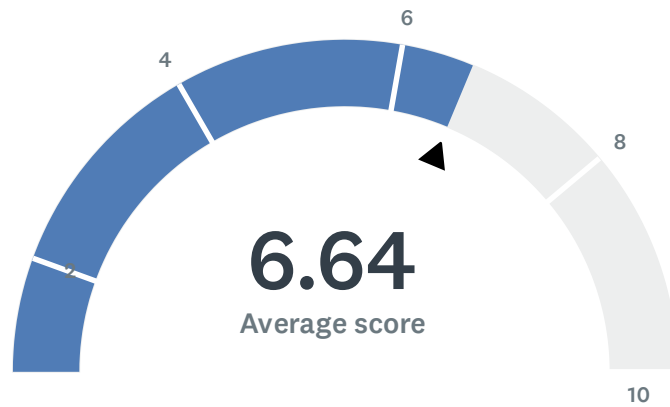
Answered: 11 Skipped: 0



Basic statistics ⓘ				
Minimum	Maximum	Median	Mean	Standard Deviation
1.00	10.00	8.00	7.18	3.01

Q30 I would recommend my site to other employees and prospective teachers.

Answered: 11 Skipped: 0



Basic statistics (i)				
Minimum	Maximum	Median	Mean	Standard Deviation
1.00	10.00	8.00	6.64	3.65

Q31 Do you have any final comments, thoughts, or concerns about PBIS, Discipline, and/or Site Atmosphere?

Answered: 3 Skipped: 8

#	RESPONSES
1	Not perfect, but things seem to be improving.
2	I like the SEL time scheduled into Wed, but the provided lessons are not realistic for junior high students.
3	Although student behaviors can at times be extreme, the structural systems currently in place have the potential to support a positive environment for students and staff. However, the overall site climate is negatively impacted by inconsistent administrative practices.

Q32 Do you have any overall comments about your site and/or its administration?

Answered: 8 Skipped: 3

#	RESPONSES
1	Seems to be figuring things out. This year is better than the last.
2	Lincoln has strong leadership that holds teachers accountable. The admin team is positive and supportive.
3	Site administration and staff has been very supportive.
4	Wonderful Admin, best of all my years.
5	The principal and vice principal work hard at our campus, but the severe problematic behaviors of the students in this location make it very difficult to focus.
6	I feel that admin hasn't done a good job in regards of student's discipline.
7	I feel like office staff is allowed to micromanage teachers, she wants us to sign out if we leave early but we are not compensated when there is no coverage for teachers. Office staff was not submitting work tags and when we call the office they screen the phone calls and answer the calls they want, when I go to the office everyone is sitting around gossiping and cursing to one another. Office staff can be heard talking badly about other staff members, when confronted she takes no accountability and there is always someone else to blame. The reason I write this here is because I feel like our administration should step in and neutralize this but instead they allow this to happen.
8	Administrative support appears to be selective and relationship-dependent rather than equitable and transparent. Decisions regarding staffing and retention lack clarity and consistency, which contributes to feelings of exclusion, mistrust, and low morale among staff. This inconsistency undermines a sense of psychological safety and has a significant impact on staff well-being and the overall climate of the site.