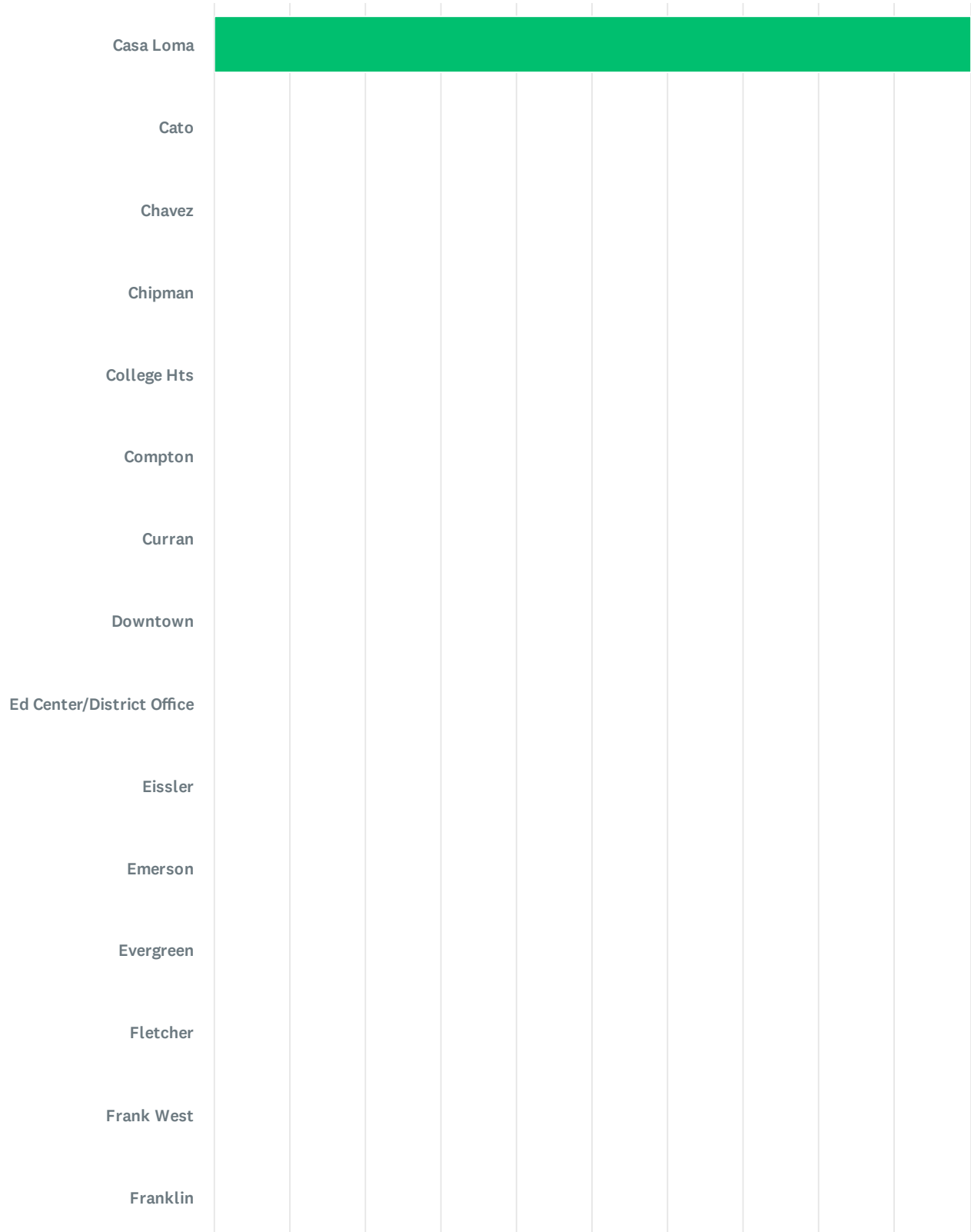
























# Q1 School Site (If you work at multiple sites, choose your home site OR complete a survey for each site at which you spend significant time.)























Answered: 7 Skipped: 0






2025-2026 BETA Administration/Site Climate Survey

Answer Choices	Percentage	Responses
 Casa Loma	100.00%	7
 Cato	0%	0
 Chavez	0%	0
 Chipman	0%	0
 College Hts	0%	0
 Compton	0%	0
 Curran	0%	0
 Downtown	0%	0
 Ed Center/District Office	0%	0
 Eissler	0%	0
 Emerson	0%	0
 Evergreen	0%	0
 Fletcher	0%	0
 Frank West	0%	0
 Franklin	0%	0
 Fremont	0%	0
 Garza	0%	0
 Harding	0%	0
 Harris	0%	0
 Horace Mann	0%	0
 Hort	0%	0
 Jefferson	0%	0
<b>Total</b>		<b>7</b>

2025-2026 BETA Administration/Site Climate Survey

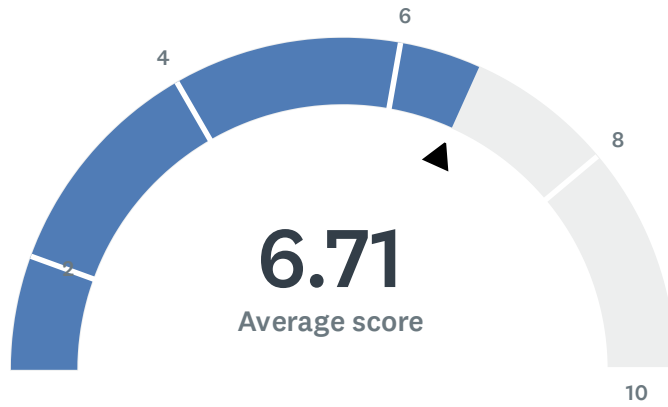
Answer Choices	Percentage	Responses
 Lincoln Jr. High	0%	0
 Longfellow	0%	0
 McKinley	0%	0
 MLK	0%	0
 Mt.Vernon	0%	0
 Munsey	0%	0
 Nichols	0%	0
 Noble	0%	0
 Owens Elementary	0%	0
 Pauly	0%	0
 Pioneer	0%	0
 Rafer Johnson	0%	0
 Roosevelt	0%	0
 School Nurse	0%	0
 Sequoia	0%	0
 Sierra	0%	0
 Stella Hills	0%	0
 Stiern	0%	0
 Thorner	0%	0
 VAPA	0%	0
 Voorhies	0%	0
 Washington	0%	0
<b>Total</b>		<b>7</b>

2025-2026 BETA Administration/Site Climate Survey

Answer Choices	Percentage	Responses
 Wayside	0%	0
 William Penn	0%	0
 Williams	0%	0
 Other (please specify) <a href="#">Show responses</a>	0%	0
<b>Total</b>		<b>7</b>

## Q2 Site administration is sensitive to the needs of students, staff, and the community.

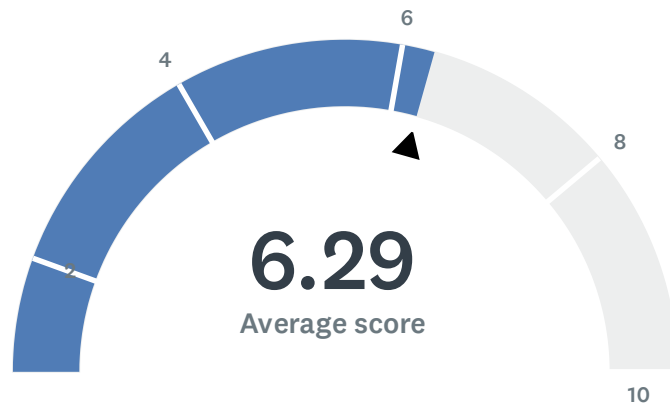
Answered: 7 Skipped: 0



Basic statistics <span style="float: right;">(i)</span>				
Minimum	Maximum	Median	Mean	Standard Deviation
2.00	10.00	7.00	6.71	2.71

### Q3 Site administration treats staff with respect; you feel like a valued member of a team.

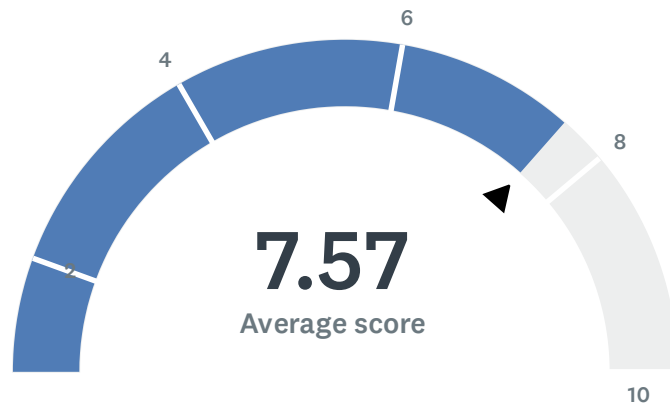
Answered: 7 Skipped: 0



Basic statistics <span style="float: right;">(i)</span>				
Minimum	Maximum	Median	Mean	Standard Deviation
2.00	10.00	6.00	6.29	3.24

## Q4 Site administration conducts classroom visits in the least disruptive manner and leaves timely feedback (within 48 hours).

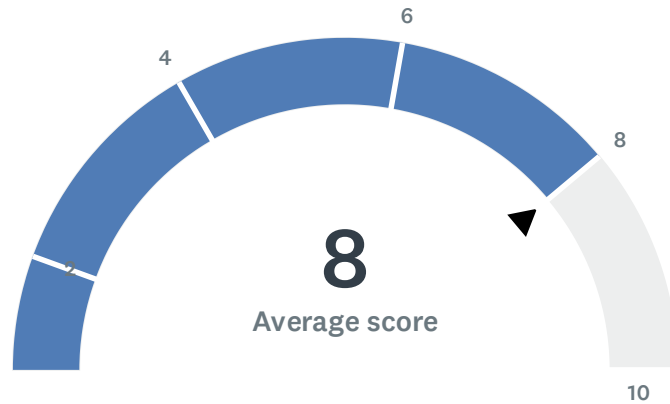
Answered: 7 Skipped: 0



Basic statistics <span style="float: right;">(i)</span>				
Minimum	Maximum	Median	Mean	Standard Deviation
2.00	10.00	8.00	7.57	2.82

## Q5 Site administration follows the contract and respects personal rights.

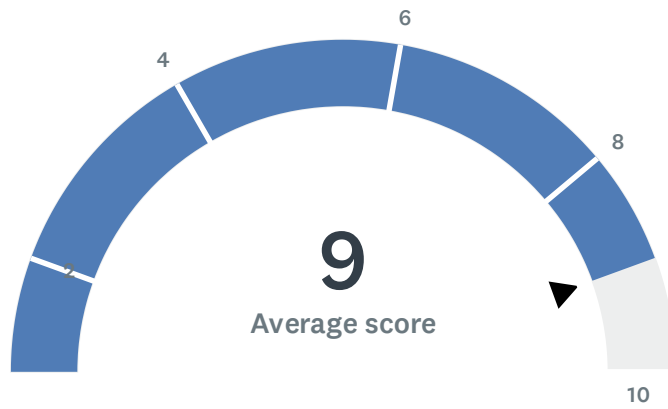
Answered: 7 Skipped: 0



Basic statistics <span style="float: right;">(i)</span>				
Minimum	Maximum	Median	Mean	Standard Deviation
2.00	10.00	10.00	8.00	2.98

## Q6 Administration utilizes staff according to their job description (ie. Coaches, APL's, Specialists & Staff).

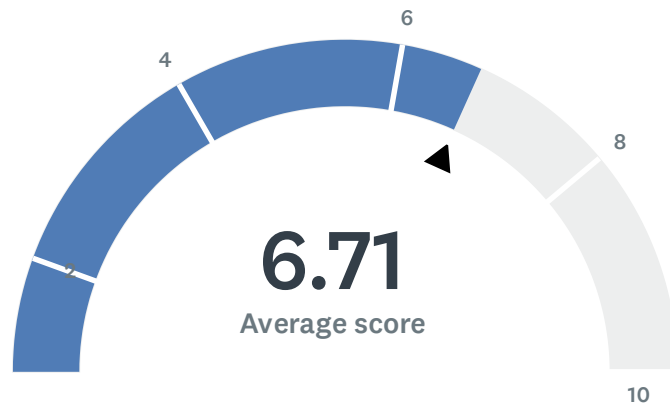
Answered: 7 Skipped: 0



Basic statistics <span style="float: right;">(i)</span>				
Minimum	Maximum	Median	Mean	Standard Deviation
8.00	10.00	9.00	9.00	0.93

## Q7 Administration maintains open communication with staff, parents, and students.

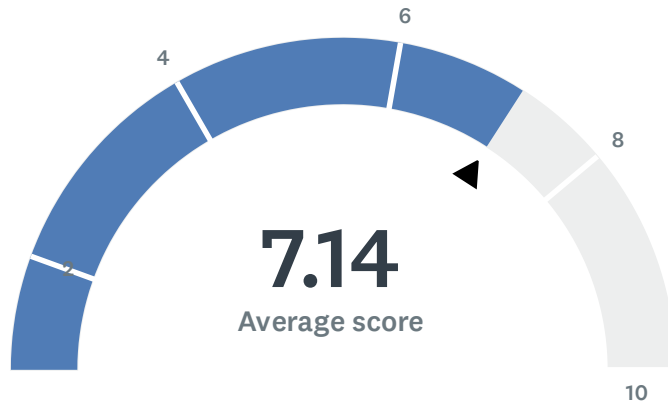
Answered: 7 Skipped: 0



Basic statistics <span style="float: right;">(i)</span>				
Minimum	Maximum	Median	Mean	Standard Deviation
2.00	10.00	7.00	6.71	2.71

## Q8 Administration supports staff against attacks and criticism from parents.

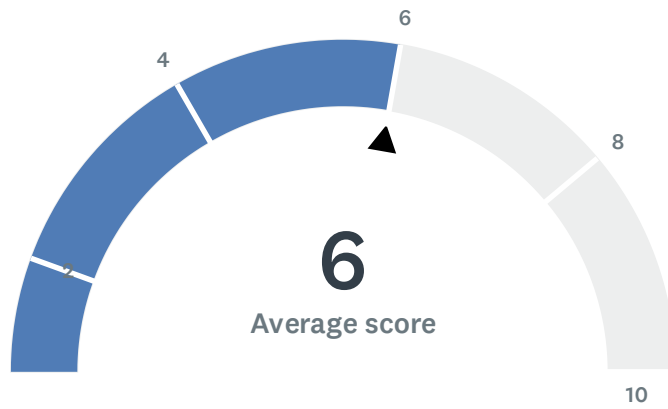
Answered: 7 Skipped: 0



Basic statistics <span style="float: right;">(i)</span>				
Minimum	Maximum	Median	Mean	Standard Deviation
2.00	10.00	8.00	7.14	3.04

## Q9 Site administration treats all teachers equally; there is no preferential treatment.

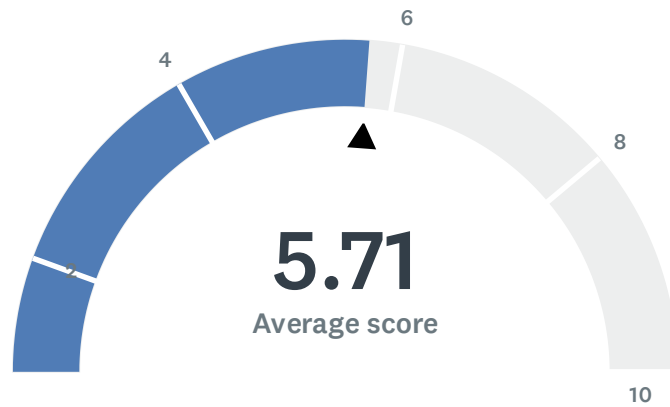
Answered: 7 Skipped: 0



Basic statistics <span style="float: right;">(i)</span>				
Minimum	Maximum	Median	Mean	Standard Deviation
1.00	10.00	8.00	6.00	3.66

## Q10 Site administration has been supportive and minimizes additional stress.

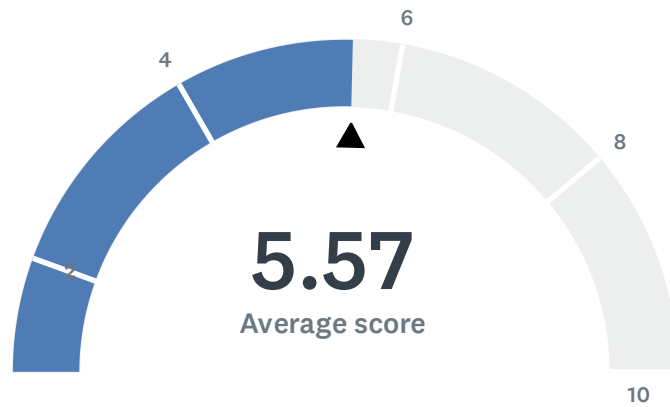
Answered: 7 Skipped: 0



Basic statistics <span style="float: right;">(i)</span>				
Minimum	Maximum	Median	Mean	Standard Deviation
2.00	9.00	7.00	5.71	2.76

## Q11 Administration communicates expectations and information in an effective and timely manner.

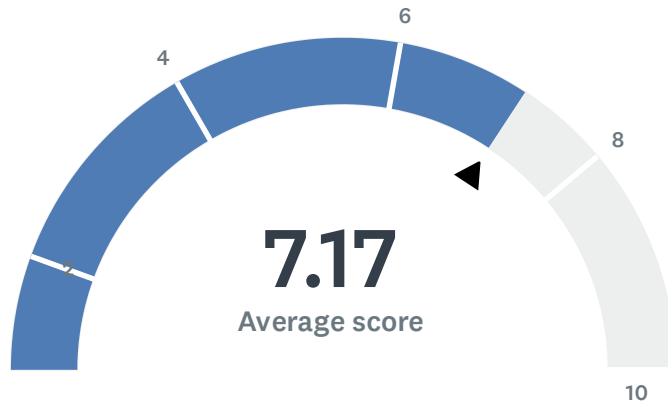
Answered: 7 Skipped: 0



Basic statistics <span style="float: right;">(i)</span>				
Minimum	Maximum	Median	Mean	Standard Deviation
1.00	10.00	7.00	5.57	3.06

## Q12 Your site administration ensures positive working conditions at your worksite.

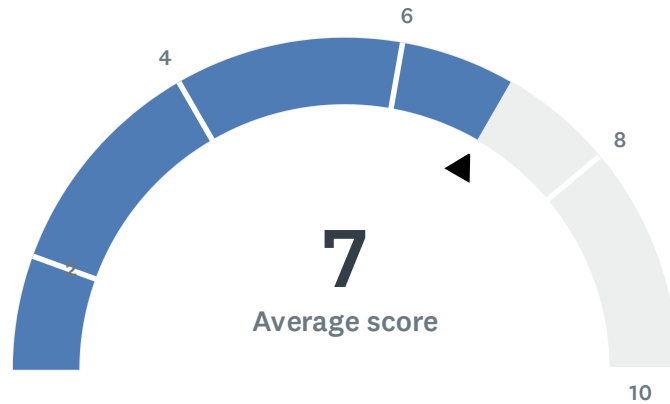
Answered: 6 Skipped: 1



Basic statistics <span>ⓘ</span>				
Minimum	Maximum	Median	Mean	Standard Deviation
4.00	10.00	7.50	7.17	2.11

### Q13 Site administration is thoughtful/smart when calling "Inclement Weather" (rainy day, extreme temperatures, too windy, air quality, etc.) schedule.

Answered: 7 Skipped: 0



Basic statistics <span style="float: right;">(i)</span>				
Minimum	Maximum	Median	Mean	Standard Deviation
2.00	10.00	8.00	7.00	3.16

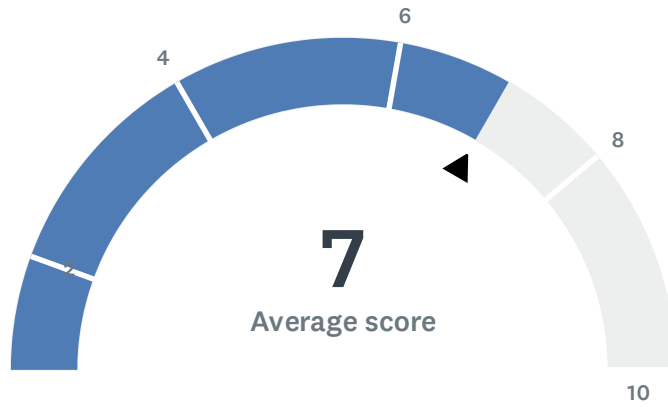
## Q14 Do you have any comments, thoughts, or concerns about site administration?

Answered: 2 Skipped: 5

#	RESPONSES	DATE
1	<p>Classroom visits: the principal is not disruptive and gives immediate feedback which we appreciate. The VP almost never leaves feedback but is also not disruptive. The APL comes in frequently and disruptive (yelling at kids, butting in lessons) and often has criticism instead of feedback Communication: the principal always has an open door and is always willing to have a conversation about anything. An overall problem is clear communication with staff. She rarely faces any confrontation head on and often delegates to support staff to pass on her message which occasionally gets misconstrued. A big game of telephone. The principal and VP could be better about being in the same page with school wide expectations</p>	
2	<p>Her leadership is thoughtful, confident, and grounded in a genuine care for students and staff. She leads with passion for education, consistently prioritizing learning, growth, and equity in every decision she makes. Her intelligence and insight guide the school forward, allowing her to navigate challenges with clarity, purpose, and grace.</p>	

# Q15 Site staff is involved in setting school policies and budgetary priorities.

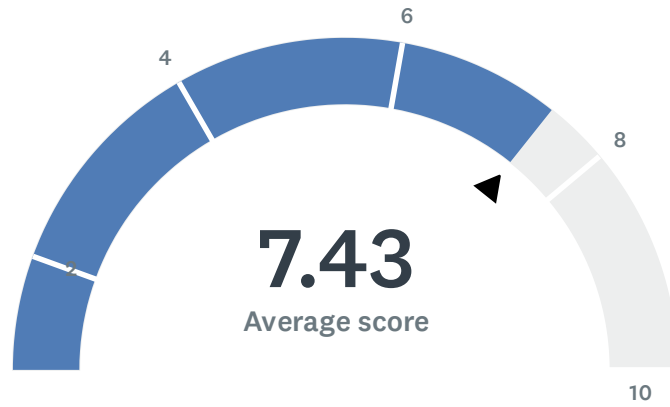
Answered: 7 Skipped: 0



Basic statistics <span style="float: right;">(i)</span>				
Minimum	Maximum	Median	Mean	Standard Deviation
1.00	10.00	8.00	7.00	3.02

## Q16 Site meetings are productive and not excessive.

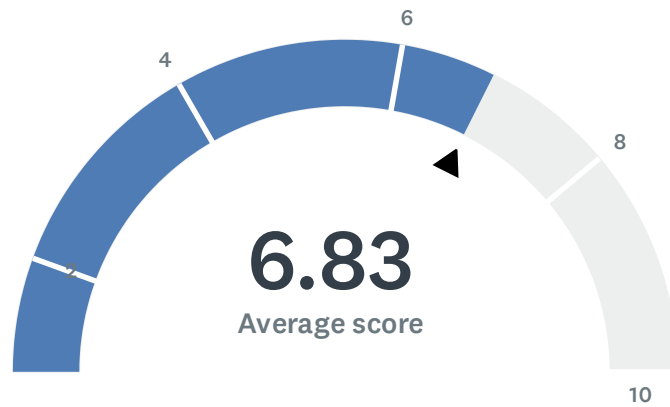
Answered: 7 Skipped: 0



Basic statistics <span style="float: right;">ⓘ</span>				
Minimum	Maximum	Median	Mean	Standard Deviation
2.00	10.00	10.00	7.43	3.11

## Q17 Meetings, 504s, and/or IEPs scheduled outside of contractually guaranteed planning/preparation time?

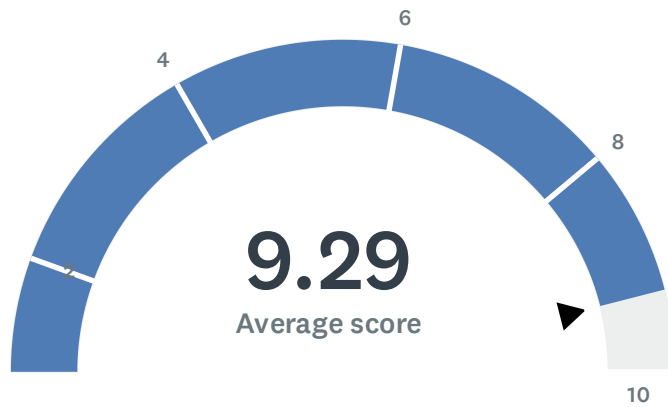
Answered: 6 Skipped: 1



Basic statistics <span style="float: right;">(i)</span>				
Minimum	Maximum	Median	Mean	Standard Deviation
2.00	10.00	8.00	6.83	3.39

# Q18 My site receives daily, consecutive, uninterrupted planning/preparation time. (30 minutes / 40 minutes)

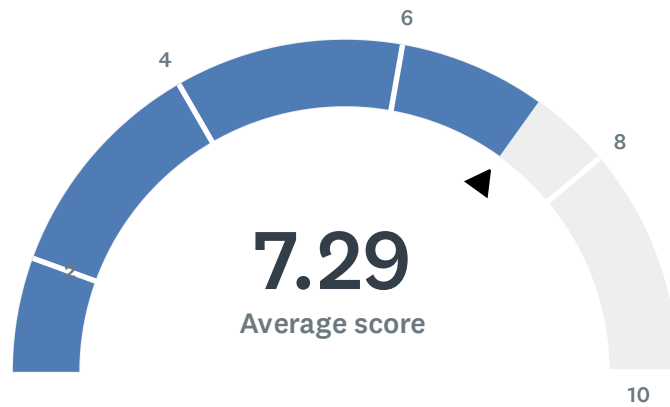
Answered: 7 Skipped: 0



Basic statistics <span style="float: right;">(i)</span>				
Minimum	Maximum	Median	Mean	Standard Deviation
7.00	10.00	10.00	9.29	1.03

## Q19 Staff is given time (on duty) to input district-required data (i.e., Benchmarks, Dibels, CFAs, Report Cards, etc.).

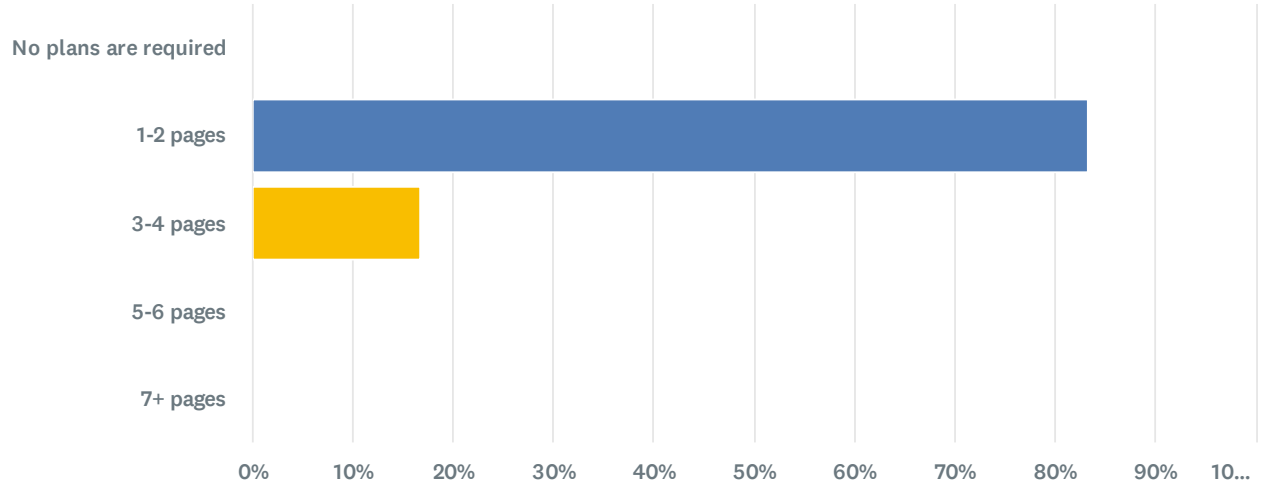
Answered: 7 Skipped: 0



Basic statistics <span style="float: right;">(i)</span>				
Minimum	Maximum	Median	Mean	Standard Deviation
2.00	10.00	9.00	7.29	2.91

## Q20 Teachers are required to submit complete, but not excessively lengthy lesson plans.

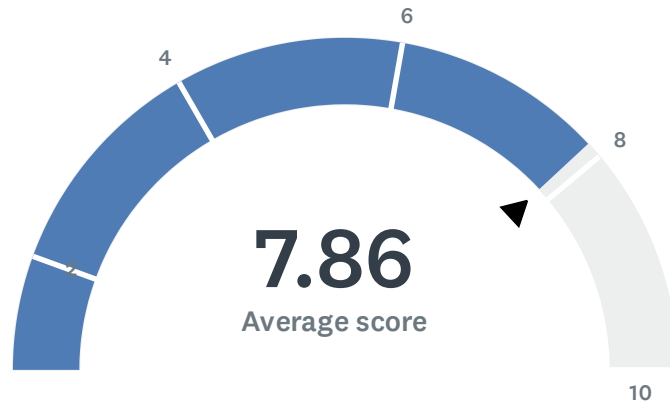
Answered: 6 Skipped: 1



Answer Choices	Percentage	Responses
<span style="color: green;">●</span> No plans are required	0%	0
<span style="color: blue;">●</span> 1-2 pages	83.33%	5
<span style="color: yellow;">●</span> 3-4 pages	16.67%	1
<span style="color: teal;">●</span> 5-6 pages	0%	0
<span style="color: orange;">●</span> 7+ pages	0%	0
<a href="#">Show comments</a>		
<b>Total</b>		<b>6</b>

## Q21 Staff (teachers and/or coaches) have recess duty.

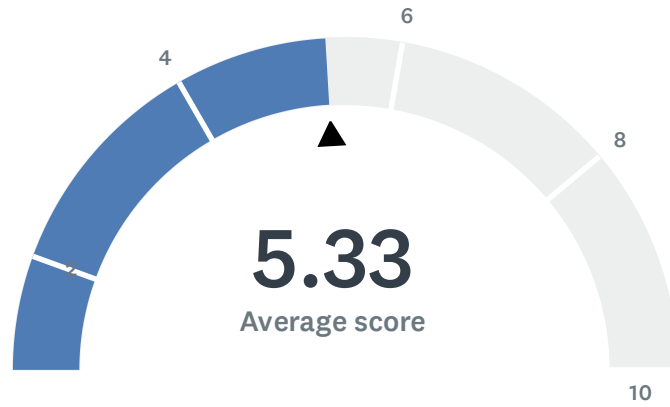
Answered: 7 Skipped: 0



Basic statistics <span style="float: right;">ⓘ</span>				
Minimum	Maximum	Median	Mean	Standard Deviation
5.00	10.00	10.00	7.86	2.47

## Q22 Staff (teachers and/or coaches) have bus (arrival/dismissal) duty.

Answered: 6 Skipped: 1



Basic statistics <span style="float: right;">ⓘ</span>				
Minimum	Maximum	Median	Mean	Standard Deviation
1.00	10.00	5.00	5.33	4.07

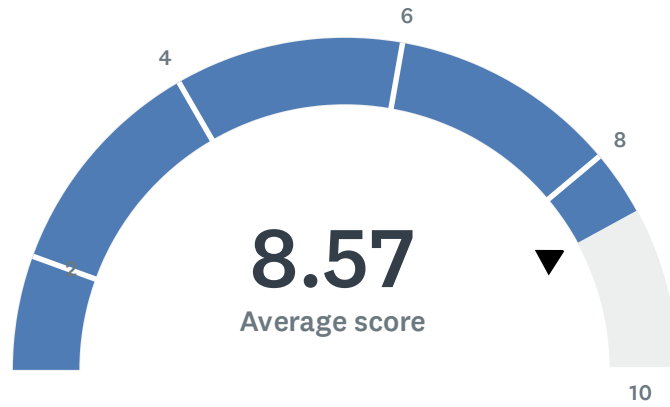
## Q23 Do you have any comments, thoughts, or concerns about site operations, duties, and responsibilities?

Answered: 2 Skipped: 5

#	RESPONSES
1	Kudos to admin for scheduling IEP/TSS days with sub coverage instead of using our prep. Thank you!!
2	Most of the time recess duty and arrival/dismissal duty are usually done by CPALS and support staff (admin & academic program specialist)

## Q24 Staff and students feel safe.

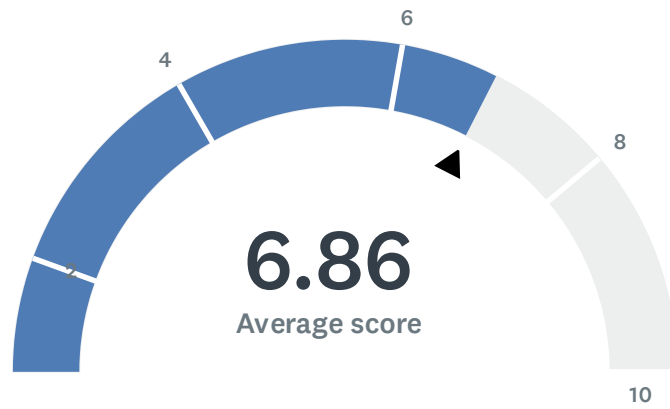
Answered: 7 Skipped: 0



Basic statistics <span style="float: right;">(i)</span>				
Minimum	Maximum	Median	Mean	Standard Deviation
6.00	10.00	10.00	8.57	1.76

## Q25 Administration has been helpful and supportive regarding student discipline.

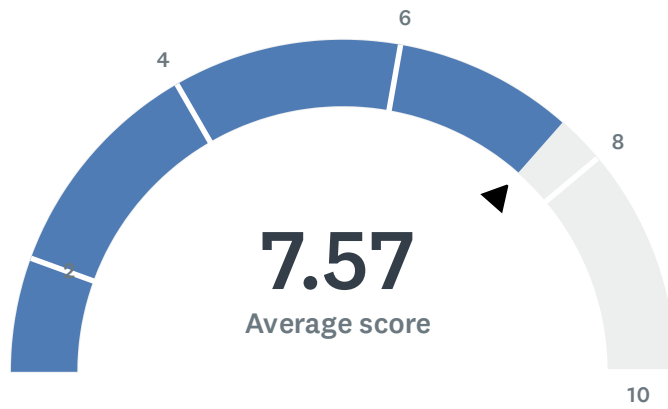
Answered: 7 Skipped: 0



Basic statistics <span>ⓘ</span>				
Minimum	Maximum	Median	Mean	Standard Deviation
1.00	10.00	8.00	6.86	3.40

## Q26 Teachers have been given or trained to use effective tools to improve behavior.

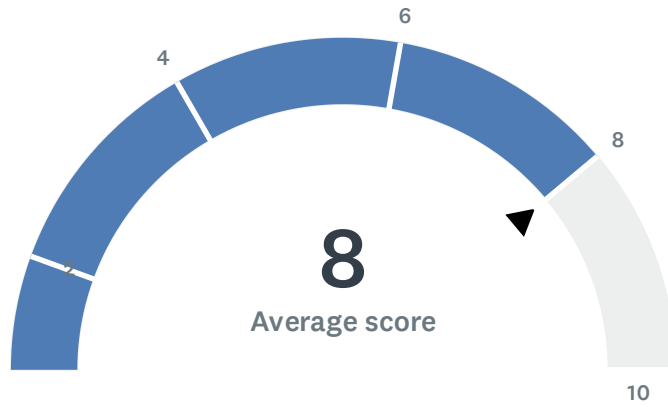
Answered: 7 Skipped: 0



Basic statistics <span style="float: right;">(i)</span>				
Minimum	Maximum	Median	Mean	Standard Deviation
4.00	10.00	8.00	7.57	2.13

## Q27 Administration supports classroom discipline procedures and follows District discipline guidelines.

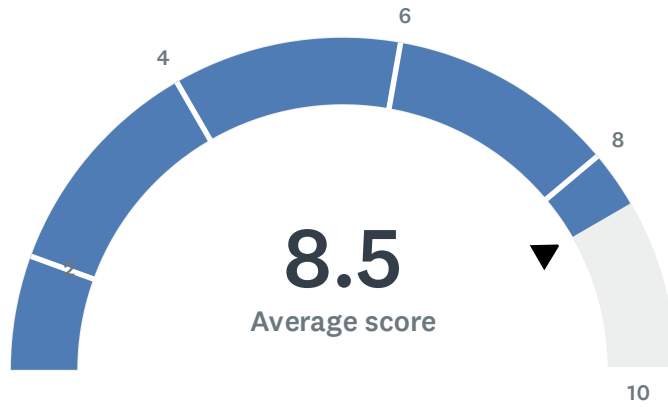
Answered: 7 Skipped: 0



Basic statistics <span>ⓘ</span>				
Minimum	Maximum	Median	Mean	Standard Deviation
4.00	10.00	8.00	8.00	2.14

## Q28 When ODRs (office disciplinary referrals) are written, the teacher's word is valued and trusted.

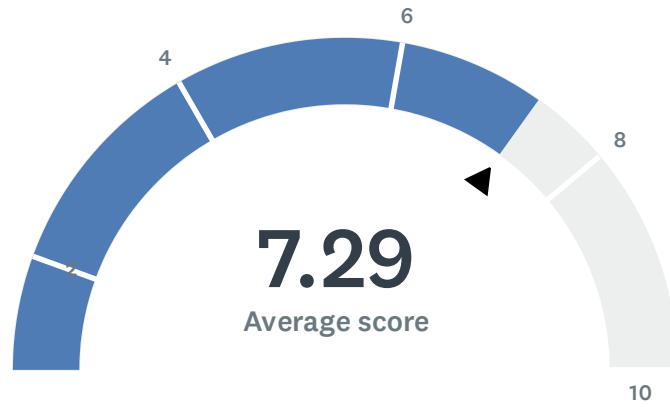
Answered: 6 Skipped: 1



Basic statistics <span style="float: right;">(i)</span>				
Minimum	Maximum	Median	Mean	Standard Deviation
5.00	10.00	9.00	8.50	1.80

## Q29 My site has a positive atmosphere.

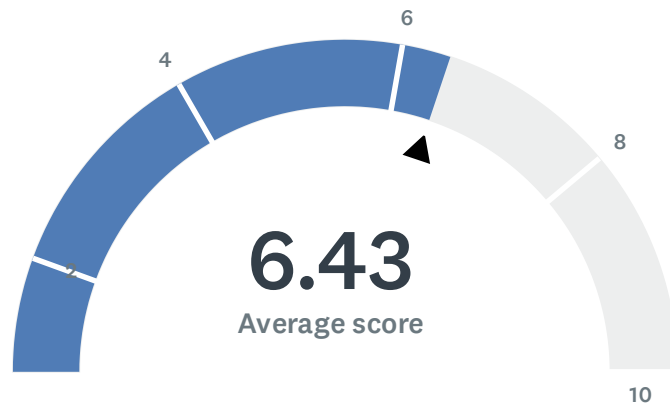
Answered: 7 Skipped: 0



Basic statistics <span>ⓘ</span>				
Minimum	Maximum	Median	Mean	Standard Deviation
2.00	10.00	8.00	7.29	3.15

### Q30 I would recommend my site to other employees and prospective teachers.

Answered: 7 Skipped: 0



Basic statistics <span style="float: right;">(i)</span>				
Minimum	Maximum	Median	Mean	Standard Deviation
1.00	10.00	10.00	6.43	4.14

## Q31 Do you have any final comments, thoughts, or concerns about PBIS, Discipline, and/or Site Atmosphere?

Answered: 3 Skipped: 4

#	RESPONSES
1	Consequences and discipline could be tightened up. Often times referrals are not written due to school site not wanting to skew data yet students are pulled out of class to be disciplined for things that warrant referrals.
2	Im personally not a fan of PBIS but the discipline here is done well.
3	meaningful discipline and consequences are rarely applied until disruption is sever enough to disrupt the admin

## Q32 Do you have any overall comments about your site and/or its administration?

Answered: 2 Skipped: 5

#	RESPONSES
1	Casa Loma is a great place to work. Overall the staff and admin create a positive working environment. It truly does feel like a small family
2	Admin makes frequent interruptions to the morning learning block. Admin makes frequent changes to the daily learning schedule throughout the school year.