



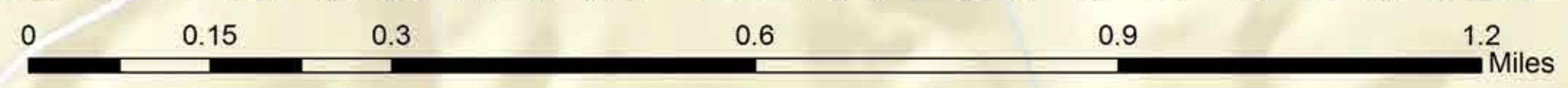


MAP KEY

-  Sewer Manholes
-  Sewer Force Main
-  Sewer Main
-  Town Limits



THORSBY SANITARY SEWER COVERAGE MAP



SOLID WASTE TRANSFER FACILITY

FRANKLIN IRONWORKS

PETERSON AVE PUMP STATION

SEWER LAGOONS

FRANKLIN STREET PUMP STATION

HWY 31 #1 PUMP STATION

BOISE-CASCADE ENGINEERED WOOD PRODUCTS

BOISE CASCADE PUMP STATION