




MITRE HOUSE MANAGEMENT LIMITED

(REPRESENTING THE NINE LEASEHOLD OWNERS OF MITRE HOUSE)

FLAT 7 • 124 KINGS ROAD • CHELSEA • LONDON SW3 4TP
CONTACT PAUL BROWN-CONSTABLE ON PHONE 0798 33 33 543




E X A M P L E S O F T H E W A L L P A N E L S

PROPOSED INTERNAL DECORATION AND IMPROVEMENTS TO MITRE HOUSE


(REF: PROPOSED MIRRORS ON WALL PANELS)

WALL PANELS / MIRRORS...?


THIRD FLOOR_DOWN 2



ref: 3rd_6
w22.75" x h51"
585mm x 1295mm



ref: 3rd_5
w44.75" x h144" approx
1143mm x 3666mm approx




ref: 3rd_4
w26.5" x h144" approx
673mm x 3666mm approx

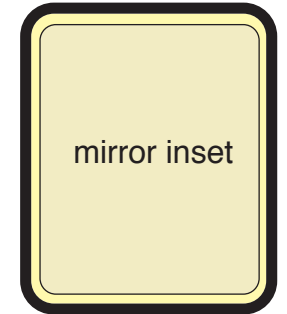
THIRD FLOOR_DOWN 1



ref: 3rd_3
w23.75" x h79"
604mm x 2008mm



ref: 3rd_2
w46" x h77"
1170mm x 1955mm



mirror inset


ref: 3rd_1
w34" x h41.25"
865mm x 1047mm

Notes:

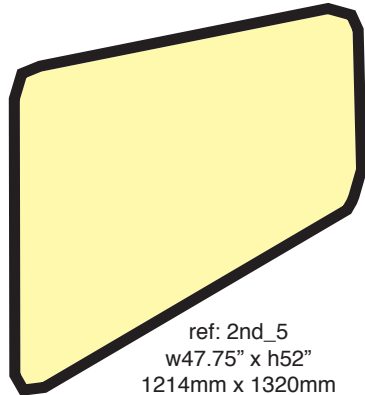
All panel edges have a radius that could be followed -
All mirrors would be sitting inside the panel area by around one inch (25mm) so all panel measurements to be reduced by width 2 inches (50mm) so giving finished size of mirror - same for height - see grey outline (mirror)
All mirrors to have bevelled edges (cost v polished), to be secured with screws and with security safety backing.
Queries: Who installs & Cost? Is Acrylic a possibility?
Bevelled or Polished edges?

WALL PANELS / MIRRORS...?


SECOND FLOOR_DOWN 2



ref: 2nd_6
w20.75" x h49.25"
528mm x 1250mm




ref: 2nd_5
w47.75" x h52"
1214mm x 1320mm




ref: 2nd_4
w23.5" x h60.75"
598mm x 1544mm


SECOND FLOOR_DOWN 1



ref: 2nd_3
w23.5" x h61.5"
598mm x 1562mm




ref: 2nd_2
w44" x h62"
1118mm x 1575mm



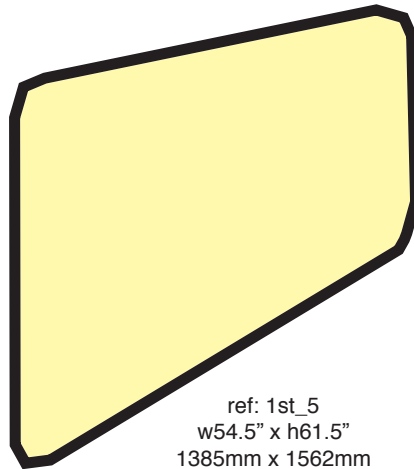
ref: 2nd_1
w35.75" x h50"
908mm x 1270mm

WALL PANELS / MIRRORS...?


FIRST FLOOR_DOWN 2



ref: 1st_6
w28" x h86"
710mm x 2185mm




ref: 1st_5
w54.5" x h61.5"
1385mm x 1562mm




ref: 1st_4
w23.5" x h67.5"
598mm x 1715mm


FIRST FLOOR_DOWN 1



ref: 1st_3
w24" x h67.5"
610mm x 1715mm










ref: 1st_2
w50" x h62"
1270mm x 1575mm



ref: 1st_1
w30" x h49.5"
762mm x 1258mm

FRONT HALLWAY_FIRST 10 PANELS



WALL PANELS / MIRRORS...?

HALLWAY (REAR BEHIND LIFT)

