











# FLOOR PADS

PAD	MACHINE SPEED	DESCRIPTION
<b>Stripping</b>		
 <b>Heavy Black</b>	150 - 350 rpm	A stripping pad designed to be used for removal Of wax, dirt and finish . (2500-5000sqft)
 <b>Dominator</b>	150-350 rpm	For the heaviest duty stripping tasks. Extra heavy denier fiber, more abrasive grit and more open weave to hold more without clogging pad. Remove years of dirt and finish buildup.
<b>Scrubbing</b>		
 <b>Blue</b>	150-350 rpm	For routine scrubbing. Removes dirt and scuff marks from heavily soiled floors prior to recoating.
 <b>Green</b>	150-350 rpm	For heavy duty scrubbing or light stripping. Removes heavy dirt and scuff marks prior to recoating.
<b>Spray Buffing</b>		
 <b>Red</b>	150-800 rpm	For light daily cleaning and spray buffing. Removes light scuff marks and dirt while producing a high gloss shine.
<b>Polish Pads</b>		
 <b>White</b>	150 - 3000 rpm	Extra fine pad for polishing clean dry floors. Use to buff soft finishes and low traffic areas. Use dry or wet for a high gloss “wet look” to newly finished floors. Ideal for marble floors
 <b>Impress</b>	1000+ rpm	UHS burnishing pad with an ultra soft feel that allows you to burnish between coats of floor finish. Will create amazing shine without the 24 hour wait for curing. Ideal on finishes ranging from soft to hard.
 <b>Rubberized</b>	1000+	Recommended use on soft to medium finishes. Produces a very high gloss finish. Use dry or with a spray buff solution.

 <p><b>Remover</b></p>	1000+	UHS burnishing pad with a special binder formulation that allows the pad to effectively remove black marks and restore gloss. Designed for medium to hard floor finishes.
 <p><b>Coconut Pad</b></p>	1000 +	This is a naturally lubricating coconut fiber pad. Ideal for floor finish where frequent to moderate UHS burnishing is recommended
 <p><b>Porko X Pad</b></p>	1000+	Porko Extreme is a UHS burnishing pad that contains the highest amount of hog hair available from Americo. It is perfect for the new trend in higher solid and harder finishes, which require a more aggressive pad to achieve the desired appearance
 <p><b>Tile &amp; Grout</b></p>	150 - 500rpm	This scrub pad gets down into the cracks and crevices of uneven floor surfaces and deep grout line for unsurpassed cleaning results. No need for expensive brushes

**Things to know before selecting a floor pad are:**

1. The Equipment being used (speed of unit)
2. Pad Contact Area (Size of pad needed)
3. Chemical being used
4. Frequency of Care
5. Hardness of Finish.

**Use Tips:**

- Carefully install the pad onto the machine so it is centered. A floor Pad that is not centered will wear unevenly and will create a safety hazard sine the machine will be more difficult to control.
- When using a flor machine do not hit objects. If a pad is rotating and hits furniture or some other object, the pad can tear or damage the object.

**Cleaning:**

-*Natural Fiber Pad* like Porko Pad, clean by using the center die cut piece from the pad or a medium bristle brush and brush away accumulation from the pad.

- *Polyester or Nylon Pad* soak the pad in warm water until dirt is softened or loosened, the rinse using a water hose. Hang to dry after cleaning

*Strip or Scrub Pads:* Soak in a light stripper solution for 5 minutes then brush them off with a stiff brush while rinsing them with clear water. Hang to dry after cleaning

**Note:** Even though a used pad can be cleaned, it does not mean that it will always produce the same results as a new pad.



Full Cycle® Products are certified by Green Seal™ for Environmental Innovation based on faster biodegradation in landfill conditions and 100% recycled content/natural fiber.

