

FUNVENTUROUS MONEY

Learning Money Basics



JANUARY 1, 2021

THE WALLAROOS YOUTH LEARNING AND ADVENTURES LLC
Meridian, MS, and Nashville TN

Dear Parents,

We believe the power to succeed key component in every child. We know that each child can perform greatness in all their activities. The key is how well we can cultivate that greatness in each child.

At The Wallaroos Youth Roos Youth Learning and Adventure, it is our goal to give you tools and ideas to help you cultivate that greatness in each child. Each child learns differently, however if you have a set of tools that you can pull from your toolkit then you are equipped for the task at hand.

We have tried to make our products for you in a manner that will help you bring out the best in your child and allow for you and your child to be interactive in the process.

It is our goal to make all our learning material free for download because we do genuinely believe that education and educating of our youth should be the greatest investment that we make as a society.

We close with our following belief that founded our company:

“Imagination is such a beautiful gift we can allow a child to with no limits. The process of curiosity is a natural stage of development for children. They are natural-born scientist and investigators. It is our responsibility to foster and nourish those innate skills in our kids. So, go grab those pots and pans or a box and start using those beautiful, colorful, and creative imaginations”.

Rhonda D. Brooks and Rodney D. Brooks
Authors and Co-Founders of The Wallaroos Youth Learning and Adventures LLC





Learning Money

Table of Contents

What is Money? Page 3

What is Currency? Page 4

Counting Money is Numbers and Math Page 5

Money Coins Page 6 -11

Paper Money Page 12 - 19

Money Chart Page 20 – 21

Practicing Identifying and Counting Money Page 22 - 38

What is money?

Whenever people pay for goods or services, they use some form of money. Money can be almost anything, as long as everyone agrees on its value. One of the earliest forms of money was metal, such as gold or silver. In North America, Native Americans used beads made of shell, called wampum, as a form of money.

Today, the paper money and coins that people use are called currency. Each country has its own form of currency. In the United States and several other countries, the currency is the dollar.

You exchange money for things like a new game or tickets to the cinema.

We have to make choices about how to earn, spend, and save it!

When you make a choice, you give up one thing in exchange for another thing that you want or need.

Think about when you go to the movies, and you choose whether to see a scary movie or a funny one.

If you choose to spend your cash on the scary movie, you give up the opportunity to see the funny movie!

Money can be used on all sorts of things like food or paying for a house to live in.

People can choose to spend their money however they like!

Even a super-rich person would have to decide how to spend their spare BILLION



What is Currency?

Currency is the official money of a country. It consists of paper money and coins. Each country has its own form of currency, which is overseen by the central bank of that country.

The dollar is a currency that is used in many countries. Dollar comes from the word thaler. That was a shortened form of Joachimsthaler, the name of a silver coin first made in 1519. 1792 the new country of the United States declared the dollar its monetary unit. Canada adopted the dollar in 1858, Australia in 1966, and New Zealand in 1967. Today, many other countries use the dollar as their currency, including Fiji, Samoa, El Salvador, Ecuador, and Jamaica.



Some of Our Currency



Counting Money is Numbers and Math

When it comes to counting money, we use the same tools that we use in math - number. Our currency is based upon our numbers. A number is a basic unit of mathematics. Numbers are used for counting, measuring, and comparing amounts. A number system is a set of symbols, or numerals, that are used to represent numbers. The most common number system uses 10 symbols called digits—0, 1, 2, 3, 4, 5, 6, 7, 8, and 9—and combinations of these digits. The same applies to money. We have the following basic numbers 1,5,10, 20,25,50 and 100. Our money comes in two forms – Coins and Paper Money. A coin is defined as a round piece of money of a certain value. Our coins are made to equal certain values of a dollar. These values are called cents. We have 1 cent, 5 cents, 10 cents, 25 cents and 50 cents. Each of these describe what portion of a dollar that it makes up. So, 100 cent equal one dollar. We will now begin going through each our different pieces of money.



Katie



Karl

United States  **1¢, 5¢, 10¢, 25¢, 50¢, \$1**
Penny Nickel Dime Quarter- Dollar- Half- Dollar Dollar

Penny - One Cent -.01 – 1c

The United States penny, officially called a one-cent coin, is the smallest denomination in US currency current in use. The US one-cent is, mathematically speaking, a value of currency of 1/100 of a US dollar or .01 cents. It takes 100 pennies to make a dollar. Of all the coins it is the only one that is of a different color than the others.



Nickle - five Cent -.05 – 5c

The United States nickel, officially called a five-cent coin, is the second smallest denomination in US currency currently in use. The US five-cent is, mathematically speaking, a value of currency of $5/100$ of a US dollar or .05 cents. It takes 20 nickels to make a dollar. Thomas Jefferson is on the front of the nickel.



Dime - ten Cent -.10 – 10c

The United States dime, officially called a ten-cent coin, is the second smallest denomination in size of US currency currently in use. The US ten-cent is, mathematically speaking, a value of currency of $10/100$ ($1/10$) of a US dollar or .10 cents. It takes 10 dimes to make a dollar. President Franklin Roosevelt is on the front of the dime.



Quarter – twenty-five Cent -.25 – 25c

The United States quarter, officially called a twenty-five-cent coin, is the third largest denomination in size of US currency (coins) currently in use. The US twenty-five-cent is, mathematically speaking, a value of currency of $25/100$ ($1/4$) of a US dollar or .25 cents. It takes 4 quarters to make a dollar. President George Washington is on the front of the quarter.



Half a Dollar – Fifty Cent - .50 – 50c

The United States half a dollar, officially called a Fifty-cent coin, is the largest denomination in size of US currency (coins) currently in use. The US fifty-cent is, mathematically speaking, a value of currency of $50/100$ ($1/2$) of a US dollar or .50 cents. It takes 2 half a dollar to make a dollar. President John F. Kennedy is on the front of the fifty cent coin.



One-Dollar Coin –

The United States dollar, officially called the one-dollar coin, is the largest denomination of US currency (coins) currently in use. The US one dollar coin is, mathematically speaking, a value of currency of 100/100 (1) of a US dollar or 1.00 cents. It takes one (1) dollar coin to make a dollar. Originally President Dwight Eisenhower was on the front of the dollar coin. Since 2007 various presidents have been on the front of the coin.



The United States dollar (symbol: \$; code: USD; also abbreviated US\$ or U.S. Dollar, to distinguish it from other dollar-denominated currencies; referred to as the dollar, U.S. dollar, American dollar, or colloquial buck) is the official currency of the United States



One Dollar - \$1- One Dollar Bill

The United States one-dollar bill (\$1) since 1876 has been the **lowest value denomination of** United States paper currency. The one-dollar bill (\$1) has President George Washington on the front.



Five Dollar - \$5- Five Dollar Bill

The United States five-dollar bill (\$5) since 1861 has been the third **lowest value denomination of** United States paper currency. The five-dollar bill (\$5) has President Abraham Lincoln on the front.



Ten Dollar - \$10 - Ten Dollar Bill

The United States ten-dollar bill (\$10) since 1861 has been the fourth **lowest value denomination of** United States paper currency. The ten-dollar bill (\$10) has Alexander Hamilton on the front.



Twenty Dollar - \$20 – Twenty-Dollar Bill

The United States twenty-dollar bill (\$20) since 1861 has been the third **highest value denomination** of United States paper currency. The twenty-dollar bill (\$20) has President Andrew Jackson on the front.



Fifty Dollar - \$50 – Fifty-Dollar Bill

The United States fifty-dollar bill (\$50) since 1851 has been the second **highest value denomination of** United States paper currency. The fifty-dollar bill (\$50) has President Ulysses Grant on the front.



One Hundred Dollar - \$100- One Hundred Dollar Bill

The United States one-hundred-dollar bill (\$100) since 1862 has been the **highest value denomination** of United States paper currency. The one-dollar bill (\$100) has Benjamin Franklin on the front.









Two Dollar - \$2- two Dollar Bill













We did not forget about the \$2 dollar bill. Some are still in circulation but very few if any are still being produced. The United States two-dollar bill (\$2) since 1862 but stopped in 1966 and restarted in 1976. It has been the second lowest value denomination of United States paper currency. The two-dollar bill (\$2) has President Thomas Jefferson on the front.



Let us practice What We Have Learned

Complete the name and value on each of the charts

Name	Value	Coin Currency
		 _____
		 _____
		 _____
		 _____
		 _____
		 _____

Name	Value	Paper Currency
		 
		 
		 
		 
		 
		 

Let us continue to practice with several worksheets from our partners.



Count the pennies. Work out the amounts in cents.



 = ___ ¢

 = ___ ¢

 = ___ ¢

 = ___ ¢

 = ___ ¢

 = ___ ¢

 = ___ ¢



Write the total amount of money at the end of each row.



Draw a line to match the coins to the correct total of money.













\$1.35	\$1.50	\$1.26	\$1.52	\$1.06	95¢
--------	--------	--------	--------	--------	-----





HOW MUCH DO YOU HAVE?
Draw a line to match the coin total on the right



1. 
2. 
3. 
4. 
5. 
6. 
7. 
8. 
9. 
10. 

- A. 36¢
- B. 27¢
- C. 31¢
- D. 35¢
- E. 45¢
- F. 30¢
- G. 20¢
- H. 16¢
- I. 12¢
- J. 7¢



Determine the amount of money shown.

1) 

2) 

3) 

4) 

5) 

Answers

1. _____
2. _____
3. _____
4. _____
5. _____



Draw a line to match the coins to the correct total of money.



\$1.40	\$1.25	82¢	\$1.26	\$1.08	76¢



Directions: Add up the total value of the coins and write the number in the space.

1.  _____

2.  _____

3.  _____

4.  _____

5.  _____

6.  _____



Count the Money

1) \$ _____

2) \$ _____

\$ _____

3) \$ _____

4) \$ _____







5) \$ _____

\$ _____

6) \$ _____


7) \$ _____



	 				
.39 ¢		4		1	1
.39 ¢		4	1	3	
.07 ¢					
.07 ¢					
.13 ¢					
.13 ¢					
.13 ¢					
.23 ¢					
.23 ¢					
.23 ¢					
.05 ¢					
.05 ¢					



Counting Money





Directions: Find the differences.



$\begin{array}{r} 52¢ \\ - 37¢ \\ \hline \end{array}$	$\begin{array}{r} 45¢ \\ - 24¢ \\ \hline \end{array}$	$\begin{array}{r} 71¢ \\ - 52¢ \\ \hline \end{array}$	$\begin{array}{r} 74¢ \\ - 30¢ \\ \hline \end{array}$
$\begin{array}{r} 63¢ \\ - 33¢ \\ \hline \end{array}$	$\begin{array}{r} 80¢ \\ - 9¢ \\ \hline \end{array}$	$\begin{array}{r} 82¢ \\ - 43¢ \\ \hline \end{array}$	$\begin{array}{r} 53¢ \\ - 44¢ \\ \hline \end{array}$
$\begin{array}{r} 90¢ \\ - 59¢ \\ \hline \end{array}$	$\begin{array}{r} 73¢ \\ - 44¢ \\ \hline \end{array}$	$\begin{array}{r} 63¢ \\ - 33¢ \\ \hline \end{array}$	$\begin{array}{r} 61¢ \\ - 53¢ \\ \hline \end{array}$
$\begin{array}{r} 42¢ \\ - 26¢ \\ \hline \end{array}$	$\begin{array}{r} 84¢ \\ - 36¢ \\ \hline \end{array}$	$\begin{array}{r} 97¢ \\ - 09¢ \\ \hline \end{array}$	$\begin{array}{r} 55¢ \\ - 22¢ \\ \hline \end{array}$
$\begin{array}{r} 66¢ \\ - 28¢ \\ \hline \end{array}$	$\begin{array}{r} 72¢ \\ - 34¢ \\ \hline \end{array}$	$\begin{array}{r} 76¢ \\ - 13¢ \\ \hline \end{array}$	$\begin{array}{r} 88¢ \\ - 49¢ \\ \hline \end{array}$



- | | | | |
|--|--|--|--|
| 1) $\begin{array}{r} \$5.78 \\ + \$2.65 \\ \hline \$ \end{array}$ | 2) $\begin{array}{r} \$7.09 \\ + \$6.42 \\ \hline \$ \end{array}$ | 3) $\begin{array}{r} \$1.94 \\ + \$8.39 \\ \hline \$ \end{array}$ | 4) $\begin{array}{r} \$8.56 \\ + \$8.17 \\ \hline \$ \end{array}$ |
| 5) $\begin{array}{r} \$9.67 \\ + \$5.32 \\ \hline \$ \end{array}$ | 6) $\begin{array}{r} \$6.19 \\ + \$8.77 \\ \hline \$ \end{array}$ | 7) $\begin{array}{r} \$3.48 \\ + \$6.62 \\ \hline \$ \end{array}$ | 8) $\begin{array}{r} \$9.79 \\ + \$0.46 \\ \hline \$ \end{array}$ |
| 9) $\begin{array}{r} \$5.88 \\ + \$4.62 \\ \hline \$ \end{array}$ | 10) $\begin{array}{r} \$7.99 \\ + \$5.63 \\ \hline \$ \end{array}$ | 11) $\begin{array}{r} \$9.45 \\ + \$6.89 \\ \hline \$ \end{array}$ | 12) $\begin{array}{r} \$8.64 \\ + \$5.96 \\ \hline \$ \end{array}$ |
| 13) $\begin{array}{r} \$2.68 \\ \$5.09 \\ + \$1.65 \\ \hline \$ \end{array}$ | 14) $\begin{array}{r} \$7.59 \\ \$2.32 \\ + \$0.79 \\ \hline \$ \end{array}$ | 15) $\begin{array}{r} \$6.28 \\ \$4.50 \\ + \$1.65 \\ \hline \$ \end{array}$ | 16) $\begin{array}{r} \$8.48 \\ \$0.82 \\ + \$4.43 \\ \hline \$ \end{array}$ |
| 17) $\begin{array}{r} \$3.72 \\ \$9.05 \\ + \$2.49 \\ \hline \$ \end{array}$ | 18) $\begin{array}{r} \$4.56 \\ \$8.21 \\ + \$3.24 \\ \hline \$ \end{array}$ | 19) $\begin{array}{r} \$7.79 \\ \$8.72 \\ + \$4.63 \\ \hline \$ \end{array}$ | 20) $\begin{array}{r} \$5.43 \\ \$6.88 \\ + \$7.95 \\ \hline \$ \end{array}$ |
| 21) $\begin{array}{r} \$2.56 \\ \$6.37 \\ + \$4.05 \\ \hline \$ \end{array}$ | 22) $\begin{array}{r} \$3.80 \\ \$4.68 \\ + \$1.76 \\ \hline \$ \end{array}$ | 23) $\begin{array}{r} \$4.35 \\ \$5.29 \\ + \$3.63 \\ \hline \$ \end{array}$ | 24) $\begin{array}{r} \$5.43 \\ \$6.88 \\ + \$7.95 \\ \hline \$ \end{array}$ |





Find the sum.

$$\begin{array}{r} 1. \quad \$54.46 \\ + \quad 49.06 \\ \hline \\ \hline \end{array}$$

$$\begin{array}{r} 4. \quad \$28.70 \\ + \quad 61.82 \\ \hline \\ \hline \end{array}$$

$$\begin{array}{r} 7. \quad \$85.06 \\ + \quad 83.29 \\ \hline \\ \hline \end{array}$$

$$\begin{array}{r} 10. \quad \$3.59 \\ + \quad 49.46 \\ \hline \\ \hline \end{array}$$

$$\begin{array}{r} 13. \quad \$88.39 \\ + \quad 1.22 \\ \hline \\ \hline \end{array}$$

$$\begin{array}{r} 2. \quad \$93.00 \\ + \quad 94.67 \\ \hline \\ \hline \end{array}$$

$$\begin{array}{r} 5. \quad \$27.56 \\ + \quad 67.64 \\ \hline \\ \hline \end{array}$$

$$\begin{array}{r} 8. \quad \$41.23 \\ + \quad 12.12 \\ \hline \\ \hline \end{array}$$

$$\begin{array}{r} 11. \quad \$77.06 \\ + \quad 98.56 \\ \hline \\ \hline \end{array}$$

$$\begin{array}{r} 14. \quad \$84.64 \\ + \quad 17.48 \\ \hline \\ \hline \end{array}$$

$$\begin{array}{r} 3. \quad \$52.83 \\ + \quad 28.41 \\ \hline \\ \hline \end{array}$$

$$\begin{array}{r} 6. \quad \$18.48 \\ + \quad 6.62 \\ \hline \\ \hline \end{array}$$

$$\begin{array}{r} 9. \quad \$75.77 \\ + \quad 74.48 \\ \hline \\ \hline \end{array}$$

$$\begin{array}{r} 12. \quad \$16.24 \\ + \quad 48.60 \\ \hline \\ \hline \end{array}$$

$$\begin{array}{r} 15. \quad \$28.70 \\ + \quad 78.18 \\ \hline \\ \hline \end{array}$$










- | | | | |
|--|--|--|--|
| 1) $\begin{array}{r} \$4.65 \\ - \$1.83 \\ \hline \$. \end{array}$ | 2) $\begin{array}{r} \$7.29 \\ - \$3.54 \\ \hline \$. \end{array}$ | 3) $\begin{array}{r} \$9.68 \\ - \$3.43 \\ \hline \$. \end{array}$ | 4) $\begin{array}{r} \$7.07 \\ - \$2.62 \\ \hline \$. \end{array}$ |
| 5) $\begin{array}{r} \$6.89 \\ - \$4.55 \\ \hline \$. \end{array}$ | 6) $\begin{array}{r} \$7.47 \\ - \$4.52 \\ \hline \$. \end{array}$ | 7) $\begin{array}{r} \$9.90 \\ - \$6.57 \\ \hline \$. \end{array}$ | 8) $\begin{array}{r} \$8.29 \\ - \$1.65 \\ \hline \$. \end{array}$ |
| 9) $\begin{array}{r} \$5.21 \\ - \$1.75 \\ \hline \$. \end{array}$ | 10) $\begin{array}{r} \$6.32 \\ - \$3.58 \\ \hline \$. \end{array}$ | 11) $\begin{array}{r} \$7.04 \\ - \$5.87 \\ \hline \$. \end{array}$ | 12) $\begin{array}{r} \$4.45 \\ - \$1.99 \\ \hline \$. \end{array}$ |
| 13) $\begin{array}{r} \$7.65 \\ - \$5.45 \\ \hline \$. \end{array}$ | 14) $\begin{array}{r} \$8.23 \\ - \$4.87 \\ \hline \$. \end{array}$ | 15) $\begin{array}{r} \$5.00 \\ - \$1.85 \\ \hline \$. \end{array}$ | 16) $\begin{array}{r} \$6.24 \\ - \$3.65 \\ \hline \$. \end{array}$ |
| 17) $\begin{array}{r} \$8.47 \\ - \$6.65 \\ \hline \$. \end{array}$ | 18) $\begin{array}{r} \$6.31 \\ - \$3.84 \\ \hline \$. \end{array}$ | 19) $\begin{array}{r} \$9.00 \\ - \$6.38 \\ \hline \$. \end{array}$ | 20) $\begin{array}{r} \$5.16 \\ - \$3.59 \\ \hline \$. \end{array}$ |
| 21) $\begin{array}{r} \$6.12 \\ - \$4.25 \\ \hline \$. \end{array}$ | 22) $\begin{array}{r} \$7.67 \\ - \$5.34 \\ \hline \$. \end{array}$ | 23) $\begin{array}{r} \$8.14 \\ - \$2.68 \\ \hline \$. \end{array}$ | 24) $\begin{array}{r} \$5.20 \\ - \$3.26 \\ \hline \$. \end{array}$ |





Money

Count the coins. Color in the bubble next to the correct answer.

1.		75¢	15¢	25¢	50¢
		<input type="radio"/>	<input type="radio"/>	<input type="radio"/>	<input type="radio"/>
2.		18¢	26¢	52¢	62¢
		<input type="radio"/>	<input type="radio"/>	<input type="radio"/>	<input type="radio"/>
3.		63¢	41¢	23¢	36¢
		<input type="radio"/>	<input type="radio"/>	<input type="radio"/>	<input type="radio"/>
4.		40¢	20¢	15¢	45¢
		<input type="radio"/>	<input type="radio"/>	<input type="radio"/>	<input type="radio"/>
5.		10¢	30¢	55¢	20¢
		<input type="radio"/>	<input type="radio"/>	<input type="radio"/>	<input type="radio"/>



Count the money
that Billy and
Sally each has in
each row.



Who has the most
money? - circle
Billy or Sally to
determine who
has the most
money.



Count the money
that Billy and
Sally each has in
each row.



Who has the most
money? - circle
Billy or Sally to
determine who
has the most
money.

Wow You Just Learned A lot!!!

**Do not stop, keep doing your best and
learning all that you can.**





Youth Learning and Adventures LLC