



BROAN® ERV200 ECM

Part no. ERV200TE

50 to 210 CFM (0.4 in. w.g.)



THE FUTURE OF FRESH AIR

The whole home ventilation system is a centerpiece of today's energy-efficient homes. Broan introduces its new HE that combines the best performance with the best energy efficiency to provide fresher, purer air in your home at a lower overall operating cost. That's Pure Efficiency.

The ERV200 ECM is the perfect solution for mid to large size homes in need for the most energy-efficient ventilation solution.

- Up to 210 CFM at 0.4 in. w.g.
- High efficiency energy recovery core with a sensible recovery efficiency of 84% at 32°F and 65% at -13°F
- German-made ECM* motors
- Minimal power consumption of 22 W and 2.9 CFM/Watt at 64 CFM
- Merv 6 grade filters and optional HEPA filtration
- Electronic balancing and no balancing dampers
- Included wall mounting bracket

*Electronically Commutated Motor.

REPAIRS AND MAINTENANCE

The ERV200 ECM high output ECM motors are permanently lubricated. The electronic circuit board eliminates electromechanical parts, reducing repair time to a minimum.

WARRANTY

The ERV200 ECM is protected by a 5-year warranty on parts only, except for the energy recovery core, which is covered by a 10-year warranty, with the original proof of purchase.

Available at:

*This product earned the ENERGY STAR® by meeting strict energy efficiency guidelines set by Natural Resources Canada and the EPA. It meets ENERGY STAR® requirements only when used in Canada.

ENERGY RECOVERY VENTILATOR

Controls

The exclusive VT9W main wall control is the only compatible wall control to be used with the ERV200 ECM.

At installation, use the VT9W main control to perform electronic balancing, without balancing dampers!

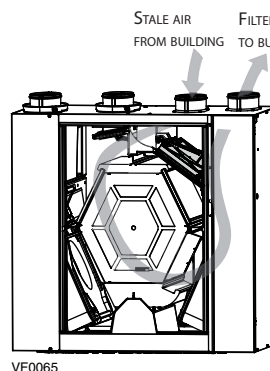
Optional auxiliary controls also available; for more details, refer to the User Guide - Main and auxiliary wall controls available at www.broan.com.

Option

HEPA Filter 22528

Additional 0.3 in. w.g. static pressure at highest speed to be considered. Refer to the HEPA filter instructions for more details.

Homeshield™ Defrosting System



The ERV200 ECM uses a unique defrosting method. No negative pressure is created by air exhausted to the outdoors, as the air is recirculated into the house, helping to prevent any backdraft.

Use the VT9W to choose one of the 3 defrost modes available, according to your needs:

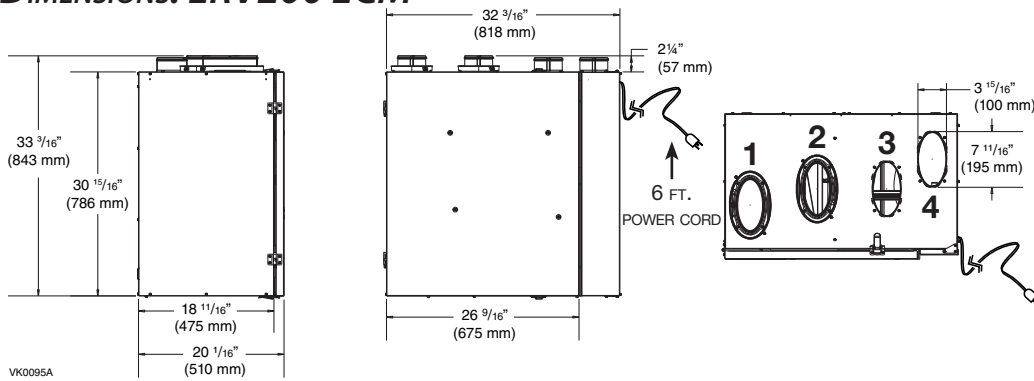
- Standard (factory set regular mode)
- Plus (extended defrost for colder areas)
- Discretion (keeps the same speed when performing defrost as performing ventilation)

OUTDOOR TEMPERATURE*		DEFROST IN MINUTES / AIR EXCHANGE IN MINUTES					
		STANDARD		DISCRETION		PLUS	
		CONTINUOUS MODE	TURBO FUNCTION	CONTINUOUS MODE	TURBO FUNCTION	CONTINUOUS MODE	TURBO FUNCTION
°C	°F						
-27 and less	-17 and less	10/20	10/15	18/20	18/15	15/15	15/12
-20 to -27	-4 to -17	8/30	8/25	16/30	16/20	12/20	12/15
-15 to -20	5 to -4	8/40	8/30	16/40	16/30	10/25	10/20
-10 to -15	14 to 5	8/50	8/40	16/50	16/40	10/30	10/25
WARMER THAN -10	WARMER THAN 14	NO DEFROST					
*Outdoor temperature is read by a thermistor located inside the unit, next to fresh air from outside port.							

Requirements and standards

- Complies with the UL 1812 requirements regulating the installation of Energy Recovery Ventilators
- Complies with the CSA C22.2 no. 113 Standard applicable to ventilators
- Complies with CSA C444 requirements regulating the installation of Energy Recovery Ventilators
- Technical data was obtained from published results of tests relating to CSA C439 Standards
- HVI certified and ENERGY STAR® qualified

DIMENSIONS: ERV200 ECM



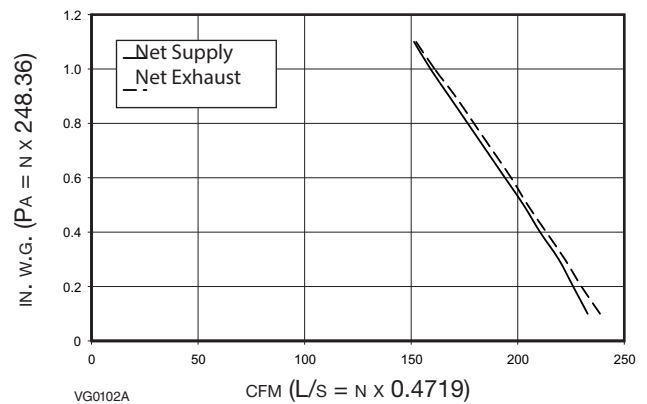
NOTE: ALL UNITS PORTS WERE CREATED TO BE CONNECTED TO DUCTS HAVING A MINIMUM OF 6" DIAMETER, BUT IF NEEDED, THEY CAN BE CONNECTED TO BIGGER SIZED DUCTS BY USING AN APPROPRIATE TRANSITION (E.G.: 6" DIAMETER TO 7" DIAMETER TRANSITION).

- 1: EXHAUST AIR TO OUTDOORS PORT
- 2: FRESH AIR FROM OUTDOORS PORT
- 3: EXHAUST AIR FROM BUILDING PORT
- 4: FRESH AIR TO BUILDING PORT

VENTILATION PERFORMANCE

EXTERNAL STATIC PRESSURE		NET SUPPLY AIR FLOW			GROSS AIR FLOW					
					SUPPLY			EXHAUST		
PA	IN. W.G.	L/S	CFM	M ³ /H	L/S	CFM	M ³ /H	L/S	CFM	M ³ /H
25	0.1	110	233	396	111	236	401	113	239	406
50	0.2	107	226	384	108	229	389	108	230	391
75	0.3	103	219	372	105	222	377	105	222	377
100	0.4	99	210	357	101	214	364	101	213	362
125	0.5	96	203	345	97	206	350	97	205	348
150	0.6	92	194	330	93	197	335	93	197	335
175	0.7	87	185	314	89	188	319	89	188	319
200	0.8	83	177	301	85	179	304	85	179	304
225	0.9	79	168	285	81	171	290	81	171	290
250	1.0	75	159	270	76	162	275	76	161	273
275	1.1	71	151	257	72	153	260	72	152	258

FAN CURVES ACCORDING TO SPEED



FULLY ADJUSTABLE SPEED RANGE
FROM 50 CFM TO MAXIMUM SPEED.

ENERGY PERFORMANCE

SUPPLY TEMPERATURE		NET AIR FLOW			POWER CONSUMED WATTS	SENSIBLE RECOVERY EFFICIENCY	APPARENT SENSIBLE EFFECTIVENESS	LATENT RECOVERY/ MOISTURE TRANSFER
°C	°F	L/S	CFM	M ³ /H				
HEATING								
0	32	30	64	109	21	84	88	68
0	32	55	117	199	43	76	80	58
0	32	80	170	289	83	70	76	48
-25	-13	30	64	109	34	65	88	62
-25	-13	55	117	199	66	60	83	58
35	95	30	64	109	21	68*	84	67
35	95	64	136	231	53	57*	75	47

* Indicates total recovery efficiency, not sensible recovery efficiency.

NOTE: All specifications are subject to change without notice.

SPECIFICATIONS

- Model: ERV200 ECM
- Part Number: ERV200TE
- Total Assembled Weight (including polymerized paper core): 108 lb. (49 kg)
- Oval shaped ports; fit 6" round ducts
- Drains: Optional
- Core Filters: 2 washable Merv 6 filters
- Housing: Pre-painted steel

- Optional HEPA Filter
- Insulation: Expanded polystyrene
- Mounting: Suspension by chains and springs or wall bracket system
- Supply and Exhaust Blower Motors:
 - 2 German-made ECM motors
 - Protection type: Thermally protected
- VT9W wall control offering 5 manual modes: Recirculation, 20 MIN/H, Continuous, Smart and Turbo

- Energy Recovery Core:
 - Dimensions: 14.25" x 14.25" x 16.6" (36.2 cm x 36.2 cm x 42.2 cm)
 - Exchange surface: 136 ft.² (12.6 m²)
 - Weight: 26 lb. (11.8 kg)
 - Type: Counterflow
 - Material: Polymerized paper
 - Warranty: 10 years
- Unit Electrical Characteristics:

Volts	Frequency	Amps	Watts
120	60 Hz	2.2	135

Project:	REMARKS
Location:	
Part no.: ERV200TE	
Qty.:	
Submitted by:	
Date:	

BROAN



Broan-NuTone LLC, 926 West State Street, Hartford, WI 53027 (1-877-862-7626)

www.broan.com

ERV200ECMd180405