







DRIFTWOOD COLLECTION TECH SPECS

COLLECTION	MODEL	SIZE	CORE TYPE	WEAR LAYER	 VARIATION	TEXTURE					WARRANTY
DRIFTWOOD	NAIROBI GRIGIO NEPAL SLATE NEWTON CEMENT NOBUK GREIGE	7"x48" x 5.2mm	SPC	20 mil (0.5mm)	High Plank Variation	Random EIR	100% Waterproof	Unilin Angle/Angle	Micro Bevel Edge	Attached Underlayment IXPE 1.0mm	Residential 25 yrs Commercial 10 yrs
	PACKING										
	 ft2	 pcs	 lbs (kgs)	 Box per		 lbs (kgs)		 Container			
	28.365	12	50.7 (23 kgs)	60 Boxes 55 Boxes		3090 (1402 kgs) 2835 (1286 kgs)		20			