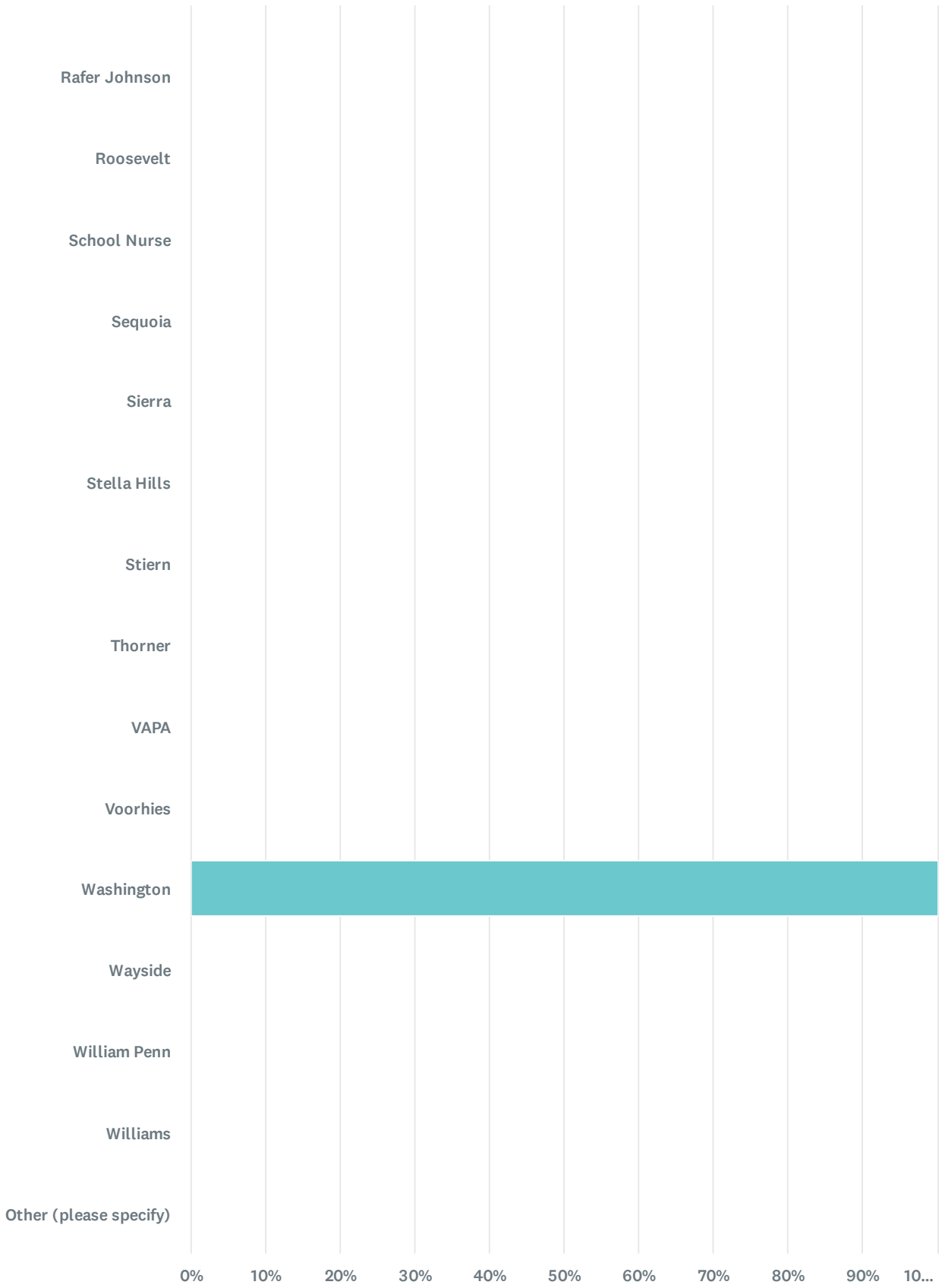
























2025-2026 BETA Administration/Site Climate Survey



Answer Choices	Percentage	Responses
Total		10

2025-2026 BETA Administration/Site Climate Survey

Answer Choices	Percentage	Responses
 Casa Loma	0%	0
 Cato	0%	0
 Chavez	0%	0
 Chipman	0%	0
 College Hts	0%	0
 Compton	0%	0
 Curran	0%	0
 Downtown	0%	0
 Ed Center/District Office	0%	0
 Eissler	0%	0
 Emerson	0%	0
 Evergreen	0%	0
 Fletcher	0%	0
 Frank West	0%	0
 Franklin	0%	0
 Fremont	0%	0
 Garza	0%	0
 Harding	0%	0
 Harris	0%	0
 Horace Mann	0%	0
 Hort	0%	0
 Jefferson	0%	0
Total		10

2025-2026 BETA Administration/Site Climate Survey

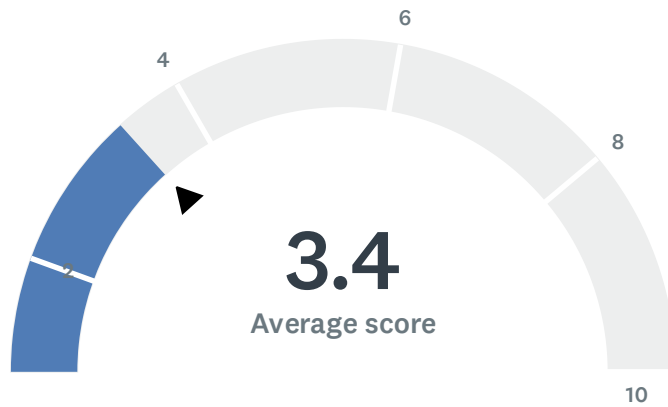
Answer Choices	Percentage	Responses
● Lincoln Jr. High	0%	0
● Longfellow	0%	0
● McKinley	0%	0
● MLK	0%	0
● Mt.Vernon	0%	0
● Munsey	0%	0
● Nichols	0%	0
● Noble	0%	0
● Owens Elementary	0%	0
● Pauly	0%	0
● Pioneer	0%	0
● Rafer Johnson	0%	0
● Roosevelt	0%	0
● School Nurse	0%	0
● Sequoia	0%	0
● Sierra	0%	0
● Stella Hills	0%	0
● Stiern	0%	0
● Thorner	0%	0
● VAPA	0%	0
● Voorhies	0%	0
● Washington	100.00%	10
Total		10

2025-2026 BETA Administration/Site Climate Survey

Answer Choices	Percentage	Responses
 Wayside	0%	0
 William Penn	0%	0
 Williams	0%	0
 Other (please specify) Show responses	0%	0
Total		10

Q2 Site administration is sensitive to the needs of students, staff, and the community.

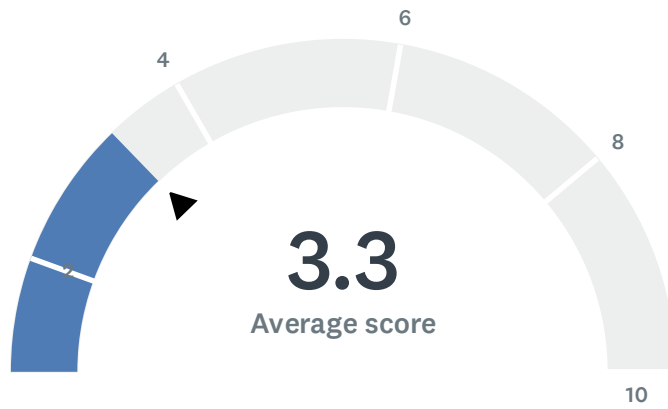
Answered: 10 Skipped: 0



Basic statistics (i)				
Minimum	Maximum	Median	Mean	Standard Deviation
1.00	10.00	2.00	3.40	3.20

Q3 Site administration treats staff with respect; you feel like a valued member of a team.

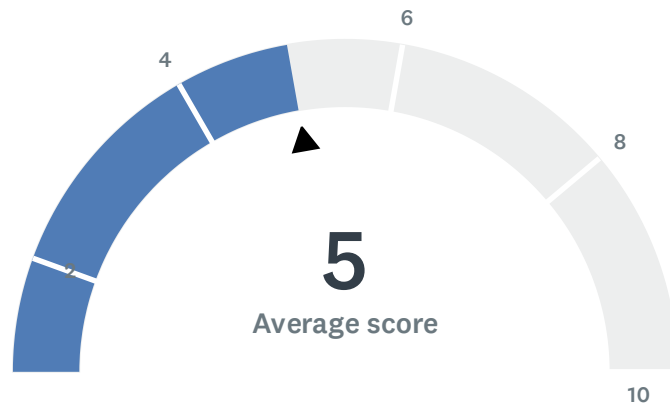
Answered: 10 Skipped: 0



Basic statistics (i)				
Minimum	Maximum	Median	Mean	Standard Deviation
1.00	10.00	2.00	3.30	3.41

Q4 Site administration conducts classroom visits in the least disruptive manner and leaves timely feedback (within 48 hours).

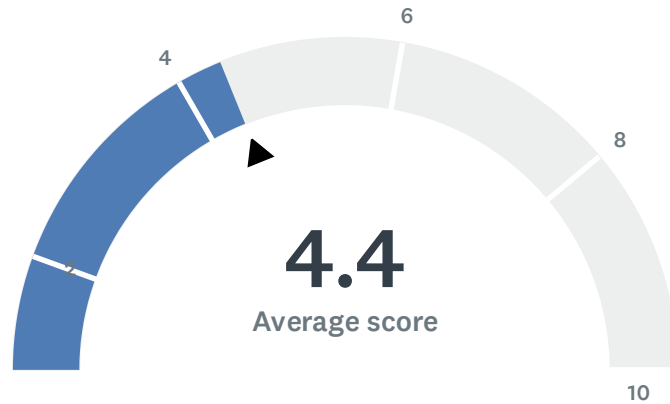
Answered: 9 Skipped: 1



Basic statistics (i)				
Minimum	Maximum	Median	Mean	Standard Deviation
1.00	10.00	5.00	5.00	3.59

Q5 Site administration follows the contract and respects personal rights.

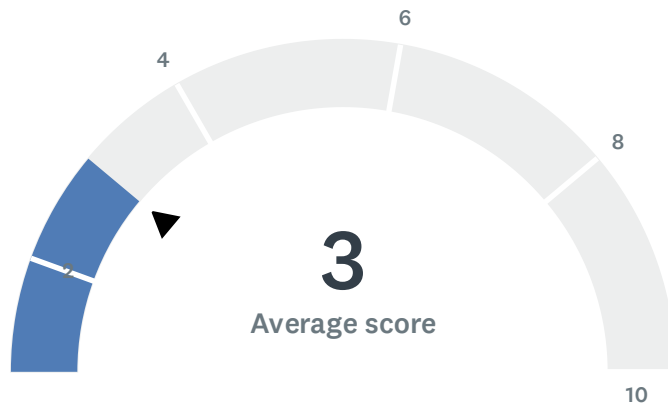
Answered: 10 Skipped: 0



Basic statistics ⓘ				
Minimum	Maximum	Median	Mean	Standard Deviation
1.00	10.00	3.00	4.40	3.47

Q6 Administration utilizes staff according to their job description (ie. Coaches, APL's, Specialists & Staff).

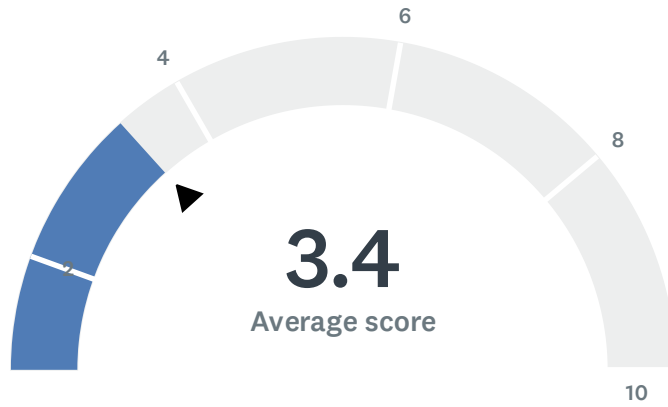
Answered: 10 Skipped: 0



Basic statistics (i)				
Minimum	Maximum	Median	Mean	Standard Deviation
1.00	10.00	1.50	3.00	3.10

Q7 Administration maintains open communication with staff, parents, and students.

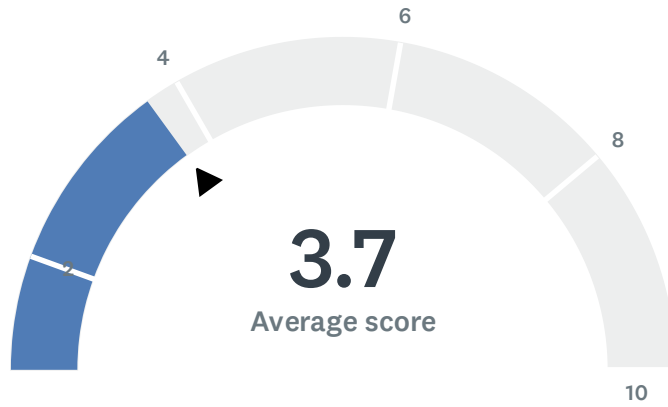
Answered: 10 Skipped: 0



Basic statistics (i)				
Minimum	Maximum	Median	Mean	Standard Deviation
1.00	10.00	2.00	3.40	3.07

Q8 Administration supports staff against attacks and criticism from parents.

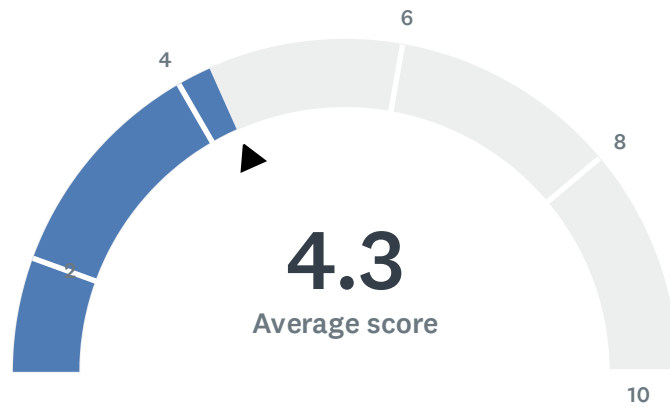
Answered: 10 Skipped: 0



Basic statistics ⓘ				
Minimum	Maximum	Median	Mean	Standard Deviation
1.00	10.00	1.50	3.70	3.44

Q9 Site administration treats all teachers equally; there is no preferential treatment.

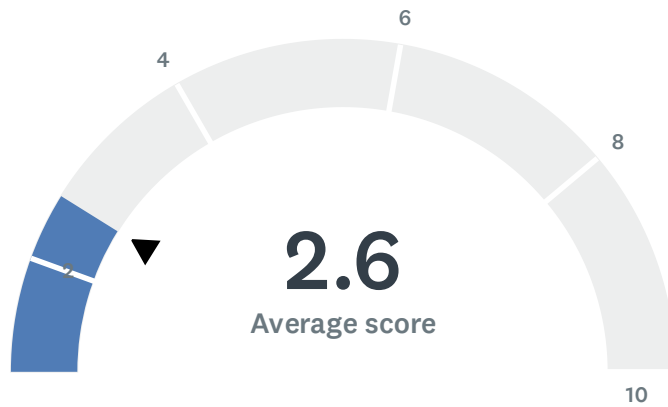
Answered: 10 Skipped: 0



Basic statistics (i)				
Minimum	Maximum	Median	Mean	Standard Deviation
1.00	10.00	2.00	4.30	3.74

Q10 Site administration has been supportive and minimizes additional stress.

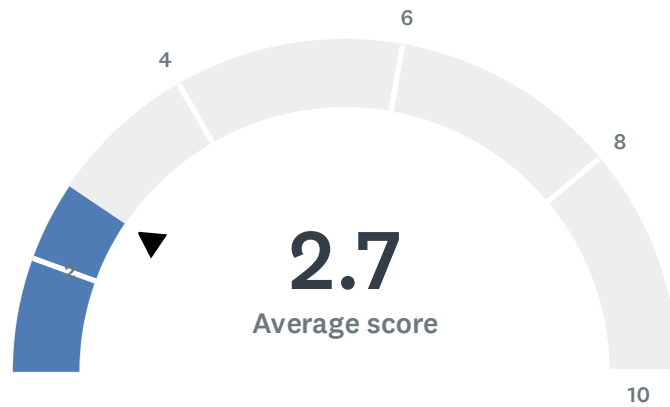
Answered: 10 Skipped: 0



Basic statistics (i)				
Minimum	Maximum	Median	Mean	Standard Deviation
1.00	9.00	1.00	2.60	3.20

Q11 Administration communicates expectations and information in an effective and timely manner.

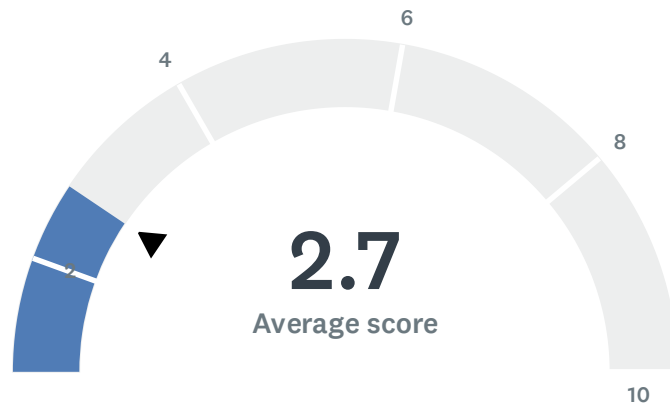
Answered: 10 Skipped: 0



Basic statistics (i)				
Minimum	Maximum	Median	Mean	Standard Deviation
1.00	9.00	1.00	2.70	2.93

Q12 Your site administration ensures positive working conditions at your worksite.

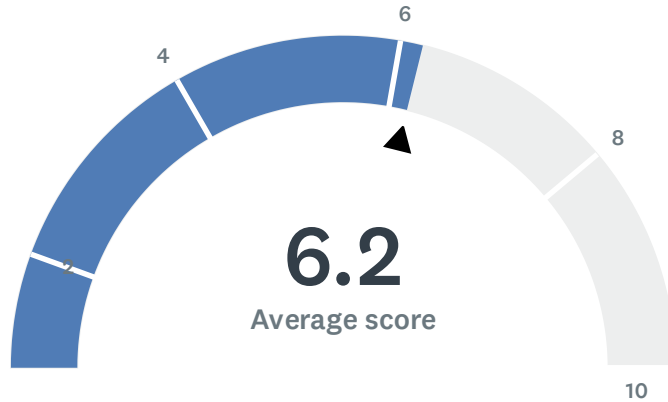
Answered: 10 Skipped: 0



Basic statistics (i)				
Minimum	Maximum	Median	Mean	Standard Deviation
1.00	8.00	1.50	2.70	2.49

Q13 Site administration is thoughtful/smart when calling "Inclement Weather" (rainy day, extreme temperatures, too windy, air quality, etc.) schedule.

Answered: 10 Skipped: 0



Basic statistics (i)				
Minimum	Maximum	Median	Mean	Standard Deviation
1.00	10.00	6.00	6.20	3.06

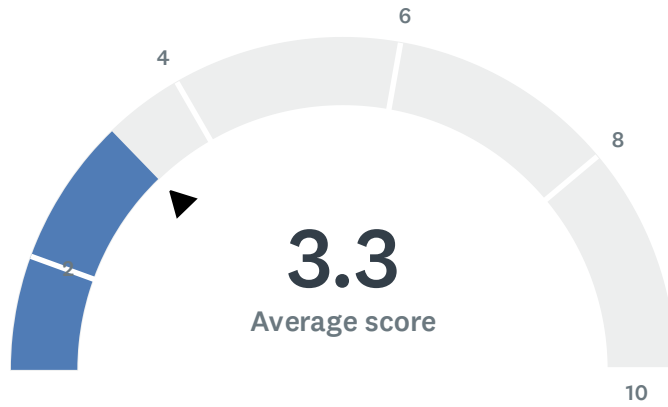
Q14 Do you have any comments, thoughts, or concerns about site administration?

Answered: 6 Skipped: 4

#	RESPONSES
1	Washington's administration has made a hostile work environment for all teachers on campus. The biggest example would be if you are a teacher that thinks differently or has other opinions about fixing school solutions and they don't agree with it, things don't end well for that teacher. The current administration is currently switching major referrals into minor referrals, even if it's a referral that hit a teacher and was intentional. Students are getting away with hitting teachers. We are told just to simply fix it in the classroom. They have reduced the amount of tier 2 kids just in order to clean up their data. It has become A stressful environment for teachers and student students because they feel Being done with the students that are physically and verbally abusive in classes. They refused to meet with us during POC as a whole group because they do not want us to share our concerns.
2	Administration keep to themselves and do not appear to be open to building relationships with staff. One can walk past the administration and not receive any type of acknowledgment or greeting. This behavior does not add to building a positive school culture.
3	Where to begin...Since the change of administration and the appointment of a new campus supervisor this school year, the approach to handling severe student behaviors has led to more behavior problems, a lack of support, too many incidences of miscommunication, and, ultimately, an unsafe learning environment for both teachers and students. The message to teachers at the beginning of the school year was that writing minor referrals "did not matter."
4	Administration seems to lack knowledge and culture of our students, parents and staff. They are disconnected from the needs of what the campus requires as a whole. Administration does not work towards building or manning the values that are the guiding principles of the district. Unfortunately due to this, the campus, students, parents and staff suffer.
5	Not supportive at all. Allow students to run the campus. Admin micromanages, and controls everything without communicating to staff. Sweats small things that don't matter but minimizes the big stuff. Horrible at responding to emails or concerns.
6	They are not supportive of staff and don't stay up to date on district procedures. Can be unprofessional when talking about other staff, students and parents. Not utilizing staff appropriately and not starting interventions for students soon enough.

Q15 Site staff is involved in setting school policies and budgetary priorities.

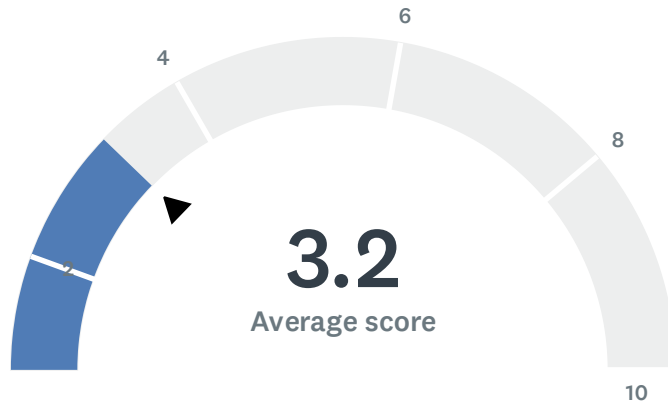
Answered: 10 Skipped: 0



Basic statistics (i)				
Minimum	Maximum	Median	Mean	Standard Deviation
1.00	10.00	2.00	3.30	3.03

Q16 Site meetings are productive and not excessive.

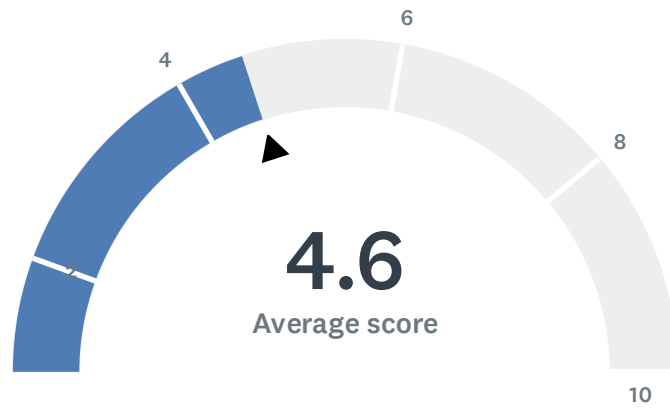
Answered: 10 Skipped: 0



Basic statistics ⓘ				
Minimum	Maximum	Median	Mean	Standard Deviation
1.00	10.00	1.50	3.20	3.09

Q17 Meetings, 504s, and/or IEPs scheduled outside of contractually guaranteed planning/preparation time?

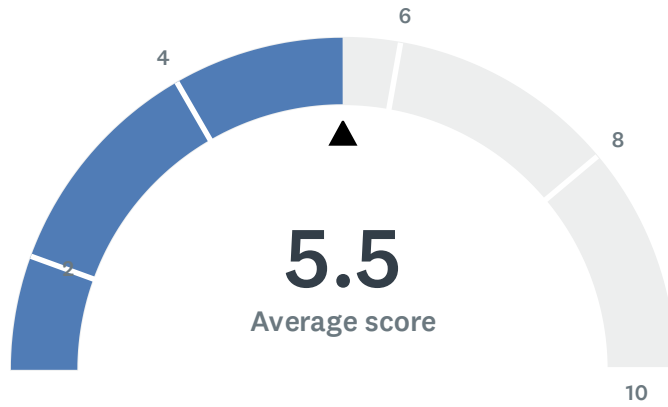
Answered: 10 Skipped: 0



Basic statistics (i)				
Minimum	Maximum	Median	Mean	Standard Deviation
1.00	9.00	5.00	4.60	3.04

Q18 My site receives daily, consecutive, uninterrupted planning/preparation time. (30 minutes / 40 minutes)

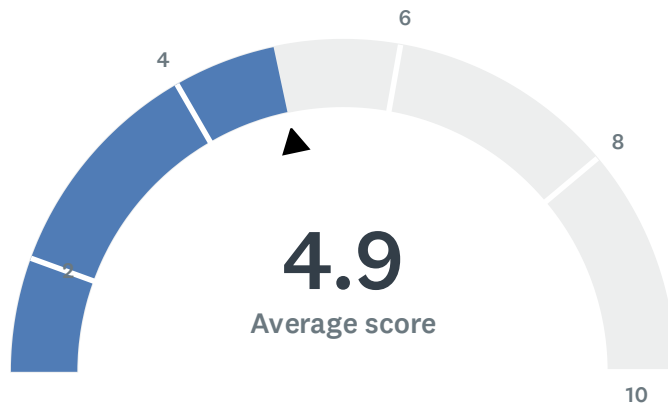
Answered: 10 Skipped: 0



Basic statistics (i)				
Minimum	Maximum	Median	Mean	Standard Deviation
1.00	10.00	6.00	5.50	3.35

Q19 Staff is given time (on duty) to input district-required data (i.e., Benchmarks, Dibels, CFAs, Report Cards, etc.).

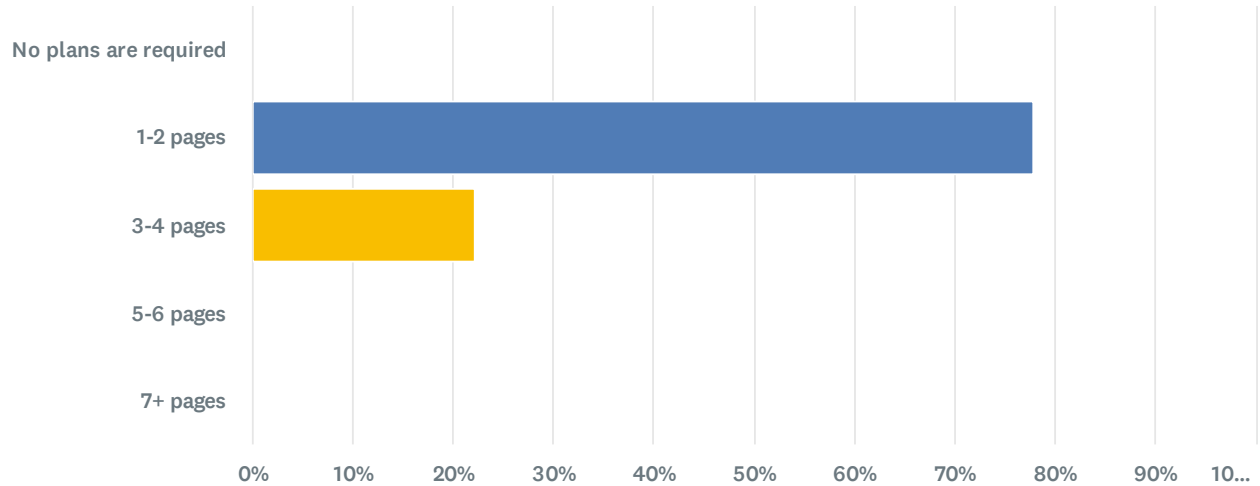
Answered: 10 Skipped: 0



Basic statistics (i)				
Minimum	Maximum	Median	Mean	Standard Deviation
1.00	10.00	5.00	4.90	2.95

Q20 Teachers are required to submit complete, but not excessively lengthy lesson plans.

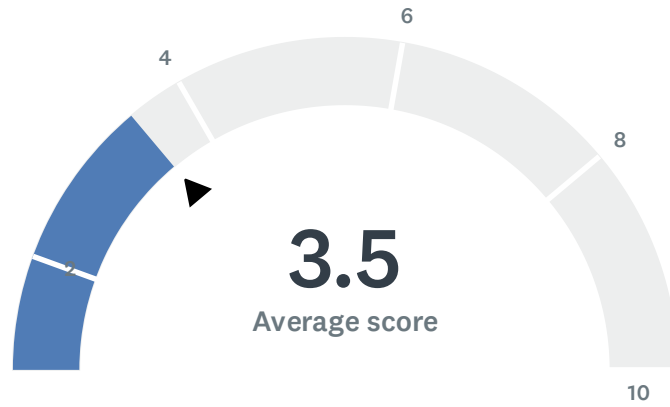
Answered: 9 Skipped: 1



Answer Choices	Percentage	Responses
● No plans are required	0%	0
● 1-2 pages	77.78%	7
● 3-4 pages	22.22%	2
● 5-6 pages	0%	0
● 7+ pages	0%	0
Show comments		
Total		9

Q21 Staff (teachers and/or coaches) have recess duty.

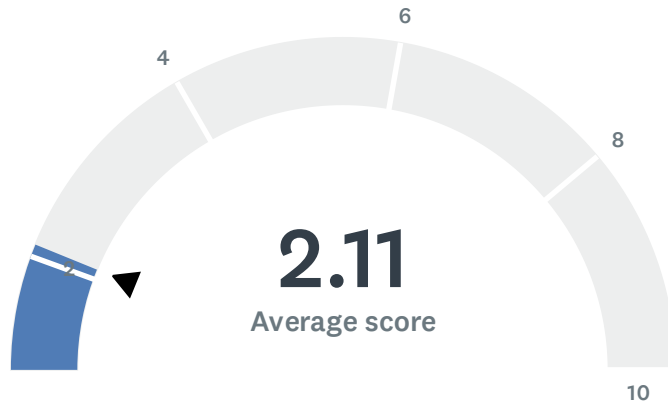
Answered: 10 Skipped: 0



Basic statistics (i)				
Minimum	Maximum	Median	Mean	Standard Deviation
1.00	10.00	1.00	3.50	3.58

Q22 Staff (teachers and/or coaches) have bus (arrival/dismissal) duty.

Answered: 9 Skipped: 1



Basic statistics ⓘ				
Minimum	Maximum	Median	Mean	Standard Deviation
1.00	10.00	1.00	2.11	2.81

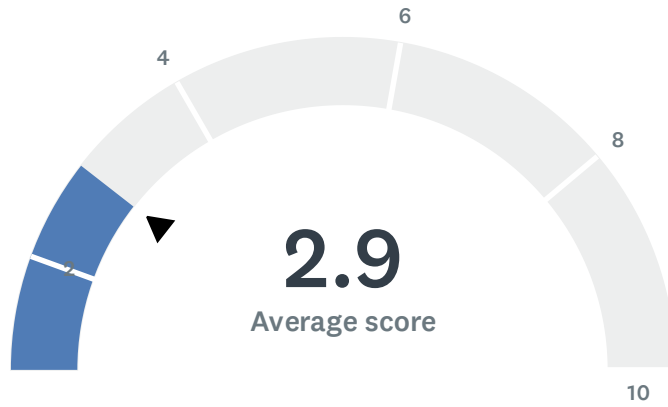
Q23 Do you have any comments, thoughts, or concerns about site operations, duties, and responsibilities?

Answered: 3 Skipped: 7

#	RESPONSES
1	My biggest concern is that they want us to call parents when dealing with minor referrals but the truth is, we don't have that much time to plan and make calls every day. This should be something that the administration should do and deal with if it's a minor and if it's a major referral. My concern is they don't take bullying seriously.
2	we do not have recess duty, but we do have 4 minute passing periods where we are required to stand by our door. This is a bit unrealistic because teachers need time to shut down one class and prep for the next one.
3	Admin is rarely seen

Q24 Staff and students feel safe.

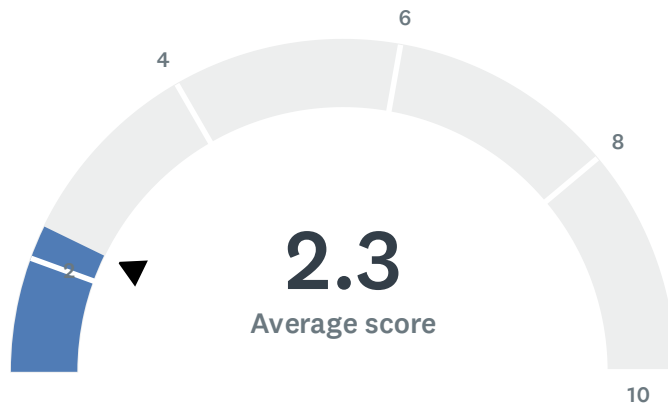
Answered: 10 Skipped: 0



Basic statistics (i)				
Minimum	Maximum	Median	Mean	Standard Deviation
1.00	7.00	1.50	2.90	2.51

Q25 Administration has been helpful and supportive regarding student discipline.

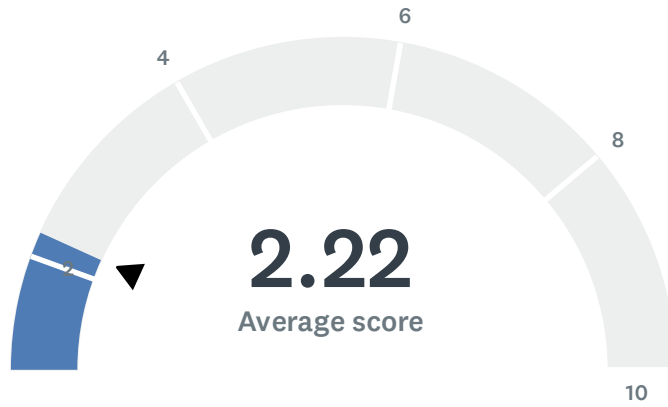
Answered: 10 Skipped: 0



Basic statistics (i)				
Minimum	Maximum	Median	Mean	Standard Deviation
1.00	7.00	1.00	2.30	2.19

Q26 Teachers have been given or trained to use effective tools to improve behavior.

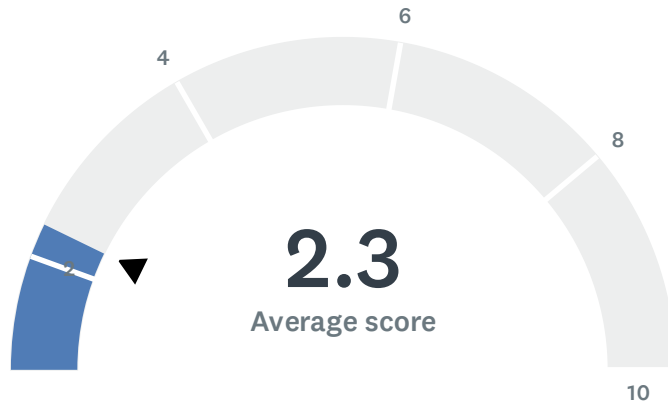
Answered: 9 Skipped: 1



Basic statistics (i)				
Minimum	Maximum	Median	Mean	Standard Deviation
1.00	10.00	1.00	2.22	2.78

Q27 Administration supports classroom discipline procedures and follows District discipline guidelines.

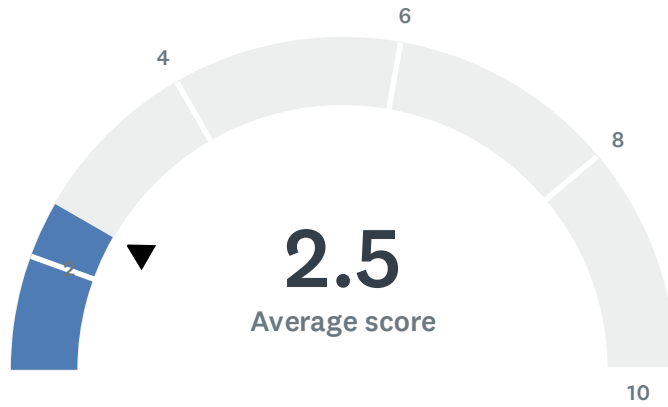
Answered: 10 Skipped: 0



Basic statistics (i)				
Minimum	Maximum	Median	Mean	Standard Deviation
1.00	7.00	1.00	2.30	2.15

Q28 When ODRs (office disciplinary referrals) are written, the teacher's word is valued and trusted.

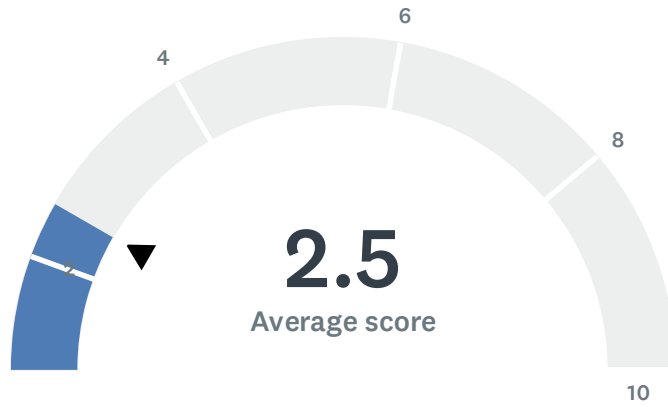
Answered: 10 Skipped: 0



Basic statistics (i)				
Minimum	Maximum	Median	Mean	Standard Deviation
1.00	7.00	1.00	2.50	2.20

Q29 My site has a positive atmosphere.

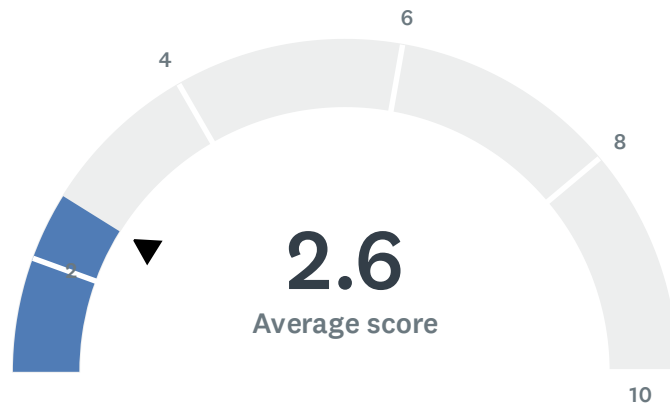
Answered: 10 Skipped: 0



Basic statistics ⓘ				
Minimum	Maximum	Median	Mean	Standard Deviation
1.00	8.00	2.00	2.50	2.06

Q30 I would recommend my site to other employees and prospective teachers.

Answered: 10 Skipped: 0



Basic statistics (i)				
Minimum	Maximum	Median	Mean	Standard Deviation
1.00	10.00	1.50	2.60	2.73

Q31 Do you have any final comments, thoughts, or concerns about PBIS, Discipline, and/or Site Atmosphere?

Answered: 5 Skipped: 5

#	RESPONSES
1	When teachers ask for help in the classroom due to disruptive or dangerous behavior, they ignore our calls and never bring back up or support in the classroom.
2	The lack of action regarding severe behaviors has now become a safety concern for teachers and students.
3	The student behavior is a school wide problem.
4	Discipline and safety of staff and students is at risk on our campus.
5	It seemed there were positive changes at first but students are not getting intervention soon enough and staff not being utilized

Q32 Do you have any overall comments about your site and/or its administration?

Answered: 3 Skipped: 7

#	RESPONSES
1	The administration team does not communicate with the teachers and does not want the teachers to communicate effectively together either. They have made what once was a family atmosphere at the workplace into a workplace where many teachers hate going to. As a result, there are many teachers on our campus that are really great teachers that are asking to be transferred anywhere else.
2	Our campus is not safe
3	There has been positive changes but often staff do not feel like they're heard