

# Keeton® Precision Planting® Keeton®

Consistent depth control is the most important job of your planter. Even the best maintained planter can still have a depth variation of 1/2" or more.

Keeton® Seed Firmers gently set seeds to the bottom of the trench. A thin piece of poly slides down the seed trench, trapping seeds as they exit the seed tube and firming them into the bottom of the "V".



**PLANTER MOUNTED**



**GRAIN DRILL MOUNTED**

PART #	MOUNTING / TAIL TYPE	PRICE
125012	UNIVERSAL DRY	\$34.00 "SALE"
125013	KINZE DRY	\$34.00 "SALE"
115011	UNIVERSAL DUAL TUBE	\$34.00 "SALE"
115012	KINZE DUAL TUBE	\$34.00 "SALE"
126008	UNIVERSAL LOW PRO	\$34.00 "SALE"
126009	KINZE LOW PRO	\$34.00 "SALE"
126010/115013/125011	REPLACEMENT TAIL	\$29.00 "SALE"

**SEED TUBE MOUNTED**

PART #	APPLICATION	PRICE
100101	DRY TAIL	\$31.50 "SALE"
100104	LIQUID TAIL	\$32.50 "SALE"

PART #	APPLICATION	PRICE
120103	GP 1500	\$29.50 "SALE"
120121	CIH 5400	\$29.50 "SALE"
120133	JD 750/1850	\$35.50 "SALE"
120134	JD 1560-90	\$35.50 "SALE"

**QA SEED FIRMERS**

PART #	APPLICATION	PRICE EA.
109035	JD 700-1705	\$ 35.00 SALE
109035	KZ 3000	\$ 35.00 SALE
110035	KZ 4900	\$ 35.00 SALE
111035	WHITE 9000	\$ 35.00 SALE

# Precision Planting®

## Poor meter performance = lost yield

You should be getting 98% or better accuracy from your meters, but typical meters run at only 92%-97%. When each additional percentage point is worth another bushel or two for every acre, there's plenty of room for improvement.

### What's the accuracy on *your* meters?

Let us put one of your meters on the MeterMax® Ultra test stand where we can show the yield robbing issues you may face. Then, if your meters are off, you can regain lost yield with a complete calibration. Here's how it works.

The meter is mounted on the MeterMax Ultra test stand, filled with the type and size of seed you're going to plant. The connected 20/20 SeedSense® monitor precisely records the performance using your population and planting speeds. **You see the results!**

The meter is then adjusted – cleaned, balanced and repaired as necessary – and tested again, until all the errors are eliminated and your lost yield is restored. Past experience shows an average 5.7 bushel-per-acre improvement.

**Here is data from independent field trials comparing calibrated and non-calibrated finger pick-up meters.**

Pass #	Meter Status	# of points	Acres	Average BPA
1	non-calibrated	50	0.089	181.46
2	calibrated	53	0.090	193.11
3	calibrated	58	0.095	190.70
4	non-calibrated	89	0.152	184.29
5	non-calibrated	91	0.161	183.24
6	calibrated	98	0.164	192.08
7	calibrated	95	0.157	192.05
8	non-calibrated	142	0.223	184.52
9	non-calibrated	140	0.223	180.16
10	calibrated	150	0.221	183.61
11	non-calibrated	154	0.239	180.56
Average Non-calibrated				182.33
Calibrated				190.31
<b>Calibrated Meter Advantage</b>				<b>7.98</b>



*“The best investment we have ever made is meter calibration....We wouldn't dream of going to the field without putting our meters on this test stand.”*

**Bring a meter in today for a FREE evaluation and let us show you the best way to restore higher yields!**

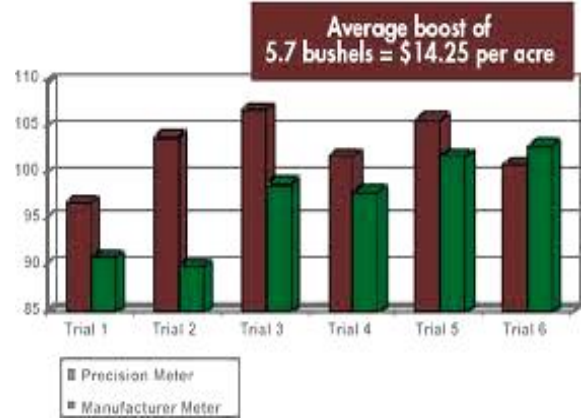
# Precision Meter

Precision Meters are engineered and built to do it again and again. Ordinary finger meters have a hard time doing that (singulating), especially with a wide variety of seeds. They'll miss one, then grab two, resulting in skips and doubles. That wastes seeds, robs yield and steals your money.

The key features of the Precision Meter are;

- Adjustable Brush**...allows fine tuning for different seed sizes and shapes.
- Precision Finger Set**...loads and holds a single seed due to tougher spring and properly formed flag.
- Population Max** backing plate...rigid so to stabilize the fingers.
- Skip Stop**...cushioning prevents the seed from ricocheting back into the seed pool.
- Sure Fire**...seed belt delivers the seed down the center of the tube increasing excellent seed spacing.

✓ Precision Planting



PART #	DESCRIPTION	PRICE	PRICE W/ TUBE
343022	7000 / EARLY KINZE	\$180.00 SALE	\$190.00 SALE
343030	KINZE 3000 SERIES	\$180.00 SALE	\$190.00 SALE
343025	JOHN DEERE 7200-1700	\$180.00 SALE	\$190.00 SALE



343022



343024



343030



**BULLSEYE SEED TUBE**  
 -Reduces Seed Ricochet  
 -TUNGSTEN WEAR PINS  
 -NO SENSOR INTERFERENCE



**\$ 16.95 EA. SALE**



343052

## METER REPLACEMENT PARTS

PART #	DESCRIPTION	PRICE
343052	METER BRUSH (ADJUSTABLE)	\$ 10.00 SALE
342110	"A" INSERT	\$ 8.50 SALE
342103	POP MAX BACKING PLATE	\$ 38.00 SALE
343029	FINGER SET	\$ 38.00 SALE
343066	SURE FIRE BELT	\$ 15.50 SALE
343024	SKIP STOP BACKING PLATE KIT	\$ 23.00 SALE
343014	SKIP STOP CUSHION	\$ 16.50 SALE

343029



343110

343014



343066



343024

See Us For The Latest Advancements In Meter Calibration!



**Premier  
Dealer**



# Precision Planting® vSet®

Choose higher accuracy, more flexibility and longer life.

While many prefer mechanical finger meters, many others are switching to vacuum meters – especially Precision Planting’s vSets – because they:

- Plant a wider variety of seed sizes and shapes
- Plant a wider variety of types of seeds with a simple disk change
- Plant at a wider range of speeds
- Have lower wear and less maintenance costs



We are seeing a consistent **99.5%+ singulation** no matter what seed size we are planting!

Now, the new vSet vacuum meter system offers current finger meter users improved singulation, more convenience, longer wear life and greater seed flexibility. And Kinze EdgeVac® owners will appreciate vSet’s adjustment-free high performance.

Precision Planting’s eSet® system raised meter performance expectations to new new level of excellence; however, this system was limited to Deere vacuum meters. Now, with vSet, there is high performance, pour and go meter for a wider variety of planters allowing you to pair the right planter for your operation without sacrificing meter performance.



PLANTER CONVERSION OPTIONS AVAILABLE FOR:  
 -JOHN DEERE 7000-1700  
 -KINZE  
 -CASE IH 1200  
 -WHITE 8000  
**CALL FOR CURRENT PRICING!**



## eSet®

### Vac Meter Conversion FOR JOHN DEERE LATE 7200-1700 VAC PLANTERS **Every Seed. Every Time!**



The John Deere cell disc is very sensitive to seed shape because of the pocket. Only a few seed types fit perfectly in the pocket. That’s why you have to keep adjusting vacuum levels to try to suck most seeds against the pocket. With eSets flat disk design, there is not a pocket so flats, rounds, large and small work equally well.

The most frustrating thing about current vac disks is that you are always guessing about your vac setting. Too little and you skip. Too much and you double. But your monitor only shows you an average population – so you can’t judge accuracy until your seed emerges.

With eSet, you set your vac and you can plant any seed – even plateless – at 99% accuracy or better. If you seed is over 60# per 80,000 seed bag, use 18”. Size, weight, shape, treatments, humidity . . . doesn’t matter. And unlike early flat disk designs, you don’t adjust this singulator. It is designed to float and self correct so it is always in the right place at the right time.

- **Singulate any seed size or shape** — there’s no pocket or cell, which means the disk is not seed sensitive.
- **Improved seed release** — the raised platform means seeds release down the center of the seed tube minimizing seed tube ricochet.
- **No adjustments** — you get 99%+ singulation on almost every seed type without adjusting vac or double eliminators.
- **Better seed agitation** — seed treatments can inhibit singulation because seeds pack together at the bottom of the meter. eSet has aggressive seed agitation that keeps the seed pool fluid for better loading.



PART #	MODEL	PRICE
720242	STANDARD	\$136.00 SALE
720136	PRO SER. HOPPER	\$136.00 SALE
720185	EXTRACTOR	\$ 6.00 SALE
720230	SINGULATOR	\$ 45.00 SALE
720076	LID SEAL 1990+	\$ 15.50 SALE




# Precision Planting® SeedSense®

You can make a real difference during planting if you can pay attention to your planter: 20/20 SeedSense makes it happen.

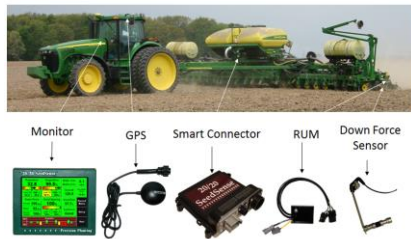
With its color-coded, touchscreen display, you'll spot any errors in down force, spacing and singulation immediately. You'll zero in on the source. You'll check it out. You'll fix it. And you'll move on, confident that you're doing everything you can to plant profitably.

More precise than any other monitor, 20/20 SeedSense tells you what you need to know about population, skips, doubles, speed, row unit ride, down force and ground contact. It enables you to seed precisely, maintain depth, avoid compaction and troubleshoot mechanical problems.

20/20 SeedSense is easy to use, too. The main screen summarizes everything. The most important metrics are the largest. Green means go, yellow means caution, red means stop and fix whatever's wrong. Just tap the screen and you'll see row-by-row details, so you know where to look.



Components



### Downforce and Margin Example



**DOWNFORCE** the force that is applied to the row unit by the air bag circuit  
**150 lbs**

**Weight of Row Unit**  
**100 lbs**

**MARGIN** - Amount of additional down force applied to a row unit above and beyond what is required for penetration and to achieve full planting depth

$150 + 100 = (250 - 200) = 50 \text{ lbs Margin}$

# YieldSense®

## Simple Yet Accurate

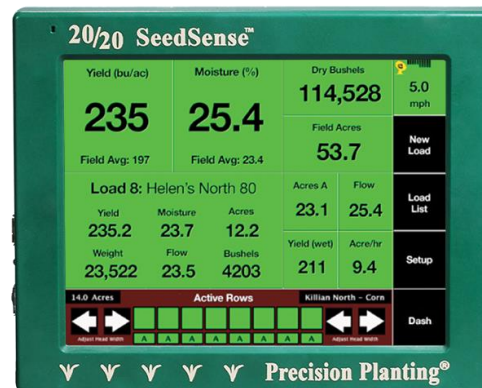
Make sense of your yield data and make better decisions for your operation:

- *instead of time consuming re-calibrations*, get simple, reliable results
- *instead of isolated information*, get instant connectivity and sharing
- *Instead of complicated desktop software*, get yield-by-hybrid reports instantly from the cab
- *instead of only whole-field results*, get zone-by-zone yield data unlike any other yield monitor.

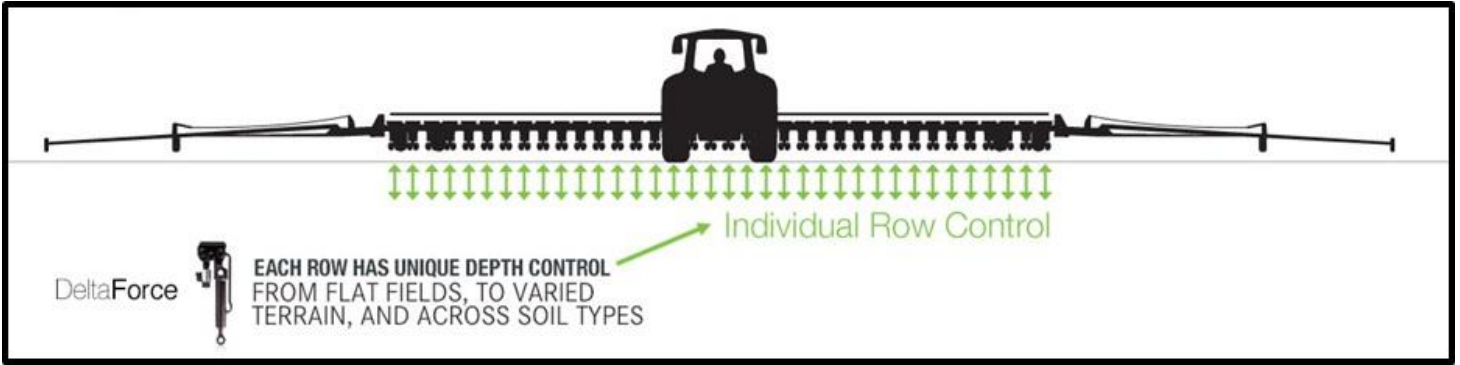


## Farming By Zone

Unique to YieldSense is the capability to get yield and location data in management zones, instead of the field as a whole. Then you can pinpoint planting solutions with the same accuracy.



# DeltaForce®

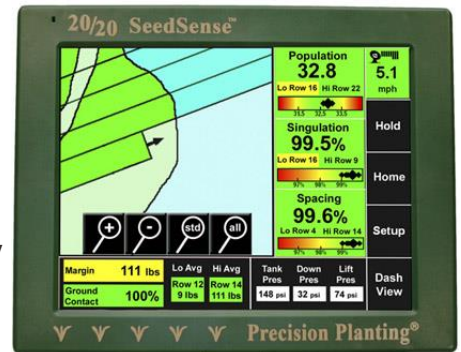


## Hydraulic Down Force Control System

Control down force with military precision. Win the battle for higher yields.

When you control down force, you avoid shallow-planted seeds and you avoid root compaction. Simply put, you increase your yield.


And nothing – nothing – controls down force better than DeltaForce™ from Precision Planting. In every foot on every pass, in each individual row, it monitors row unit weight and ground contact, then instantly and automatically adjusts to maintain the depth you set. You get your best possible yield – your best possible return on investment.



DeltaForce is available for most John Deere, CaseIH, Kinze and select White planter models.

DeltaForce works with 20/20 SeedSense® and replaces the springs or air bags on your planter. It includes hydraulic cylinders harnessed to cab, plus a weight pin that sends data to SeedSense which, in turns, controls the cylinders – and your down force. Add FieldView to see high-resolution maps of down force, applied down force and ground contact on your iPad®.

Call To Get A Quote Today!



Singulation accuracy below the high 90s will throw most farmers into a panic. Yet we use equipment with down force accuracy as low as 85%.

80-85% - OEM Down Pressure Accuracy

98% - DeltaForce Accuracy

Are you ready for 98%?

Precision Planting®

## vDrive® Electric Drive Meter System

### Control & Accuracy

With its row-by-row control, you'll get precisely planted headlands, high-definition population reporting, and even the ability to plant male and female seed corn plants in the same pass.



Precision Planting®

# Precision Planting®

# CleanSweep®

**Clean rows...effortlessly.**

**Uniform germination and higher plant counts depend on clean rows.**

**Clean rows are the work of row cleaners.**

But, until now, row cleaners have been hard work themselves, because they need to be set precisely and changed frequently. CleanSweep® does all that hard work for you. It puts row cleaners right where they need to be – where they move the residue but not the soil – and continuously adjusts them as field conditions change. All you need to do is move the cab-mounted controller. You can even raise the row cleaners up and out of the way when you're not using them. The CleanSweep controller is connected to dual air cylinders on each row. The air pressure comes from a robust compressor or tank, or you can use 20/20 AirForce® as an air source.



**\* Available To Fit Martin And Most Yetter Row Cleaners!**



Row #	Prices Starting @ (Cylinder Kit Only)
6	\$ 1720.00 SALE
8	\$ 2050.00 SALE
12	\$ 2650.00 SALE
16	\$ 3300.00 SALE
24	\$ 4600.00 SALE



**ADJUST YOUR ROW CLEANERS FROM THE CAB!**