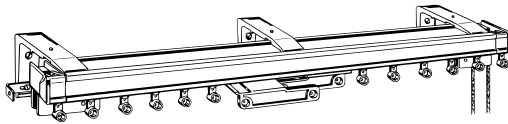
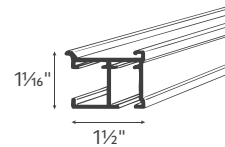


Architrac® Series 94001 Assembled Set

TRACK STYLE




DIMENSIONS



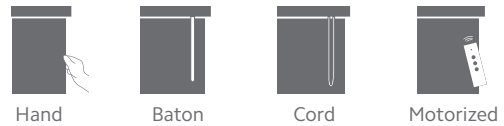
Track Overview

- NEW | Briza™ Motorization available
- Assembled sets includes all necessary components
- Heavy duty, ball bearing pulleys
- Heavy duty, wheeled (Ripplefold™) or ball bearing (pleated) carriers
- Can be curved or bent (cord drawn tracks only)
- Wall or ceiling mount available
- Multiple draw options available; cord, hand/baton, Briza™ Motorization

Available Colors



Available Draw Types



Specifications

PROFILE	DESCRIPTION	MATERIAL	HEADING STYLE	MOUNT	DRAW	MAX. TRACK SET LENGTH (FT.)	MAX. FABRIC WEIGHT (LBS.)	LBS. PER FT.		
	94001 Cord Draw, Hand/Baton Draw, Briza™ can be angular bent using 12" radius or circular curved (94001 with Briza™ cannot be bent or curved)	Extruded of 0.050" 6063T5 aluminum alloy etched and anodized.	Pleated, Ripplefold™	Ceiling, Wall, Recessed	One-Way	20	Cord, Hand/Baton	80	4	
							Briza™	100	5	
					Two-Way	Cord, Hand/Baton	40	Cord, Hand/Baton	160	4
							Briza™	20	Briza™	100

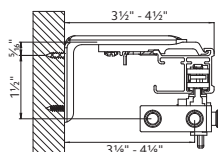
Maximum track lengths and maximum fabric weights do not apply to curved tracks. Send complete specifications to customer service for feasibility.

Installation

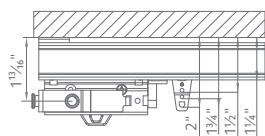
Install according to instructions.

Support Spacing: Two brackets at each end 24" apart, 48" intervals over the remainder of track. Spacing may need to be shortened for heavier draperies.

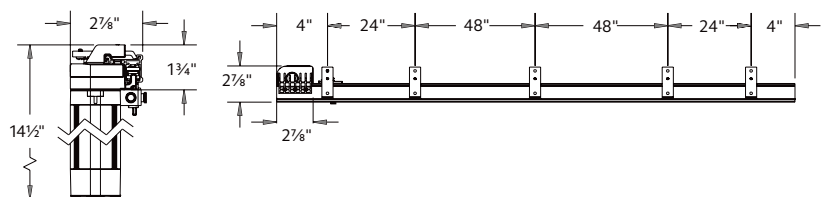
WALL MOUNT



CEILING MOUNT



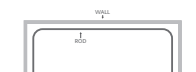
BRIZA™ MOTORIZATION MOUNT



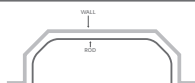
Bend Styles

All bends must include returns except corner with 90° bend. Architrac® Series 94001 with Briza™ Motorization cannot be bent or curved.

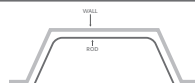
STYLE 1: RECESS



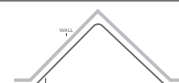
STYLE 2: BOW



STYLE 3: BAY



STYLE 4: CORNER

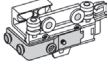

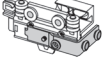
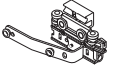




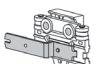



STYLE 5: CURVED





Track Components

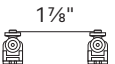

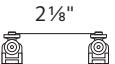

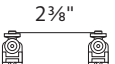

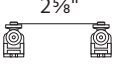


Wheeled Master Carriers

ITEM	PRODUCT NUMBER	NOTES
	Buttmaster Carriers Right 84101 Heading Style: Pleated, Ripplefold™ Color: 061 Zinc, 059 Black	Drapery panels butt together at center, no flat areas to overlap 
	Buttmaster Carriers Left 84102 Heading Style: Pleated, Ripplefold™ Color: 061 Zinc, 059 Black	
	Overlap Carriers Right 84103 Heading Style: Pleated, Ripplefold™ Color: 061 Zinc, 059 Black	Drapery panels overlap at center 
	Overlap Carriers Left 84104 Heading Style: Pleated, Ripplefold™ Color: 061 Zinc, 059 Black	
	Over the Top Carriers Right 84105 Heading Style: Pleated Color: 061 Zinc	
	Over the Top Carriers Left 84106 Heading Style: Pleated Color: 061 Zinc	
	Through Fabric Carriers Right 84107 Heading Style: Pleated Color: 061 Zinc	
	Through Fabric Carriers Left 84108 Heading Style: Pleated Color: 061 Zinc	

Ball Bearing Wheeled Carriers

ITEM	PRODUCT NUMBER	NOTES
	25mm Ball Bearing Carriers 9670 Color: 025 White	
	16mm Ball Bearing Carriers 86700 Color: 025 White, 061 Gray, 064 Bronze, 059 Black	

Ripplefold™ Wheeled Carriers

ITEM	PRODUCT NUMBER	NOTES
 1 7/8"	120% Ripplefold™ Carriers 82120 Color: 025 White, 059 Black	
 2 1/8"	100% Ripplefold™ Carriers 82100 Color: 025 White, 059 Black	
 2 3/8"	80% Ripplefold™ Carriers 82080 Color: 025 White, 059 Black	
 2 5/8"	60% Ripplefold™ Carriers 82060 Color: 025 White, 059 Black	
	Two Sides Snap Pendant 82001 Color: 025 White, 061 Gray, 064 Bronze, 059 Black	To be used with Ripplefold™ wheeled carriers. (82120,82100,82080,82060)