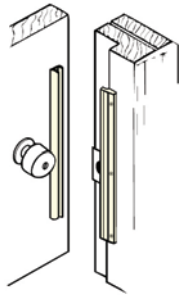


INSWING LATCH GUARD

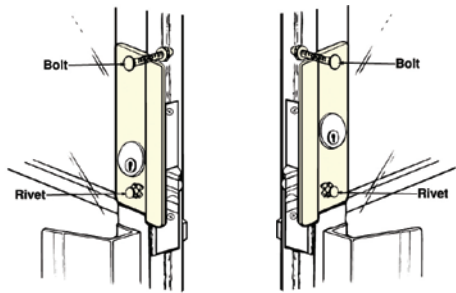


**ILP206
ILP212**

- Plates mounted on frame & door interlock to prevent prying
- 6" version for use with key-in-knob and deadbolt locks
- 12" version for use with Mortise Locks, Simplex 1000 series, Alarm Lock DL-2500, DL-2700 & 3000, Card Access Systems, etc
- Constructed of 14 gauge steel

MFG #	FINISH	LENGTH	EZ #
ILP206BP	Brass Plated	6"	003182
ILP206SL	Silver Coated	6"	003183
ILP212BP	Brass Plated	12"	003184
ILP212DU	Duro Coated	12"	051353
ILP212SL	Silver Coated	12"	003185

NARROW STILE LATCH GUARDS FOR ALUMINUM ENTRANCE DOOR LATCHES & ELECTRIC STRIKES



GLP307LHR

LP307

LP307

- Fits over cylinder
- Lock removal not required
- Hand carriage bolt and rivet supplied
- No specific tools required
- 3/8" offset
- Constructed of 12 gauge material

GLP307

- Solves pull handle interference handed
- Centre of cylinder hole is 2-1/2" from end of plate

MFG #	FINISH	HAND	SIZE	EZ #
GLP307LHR DU	Duro Coated	LHR	2-5/8" x 7" x 3/8"	086654
GLP307LHR SL	Silver Coated	LHR	2-5/8" x 7" x 3/8"	086655
GLP307RHR DU	Duro Coated	RHR	2-5/8" x 7" x 3/8"	086656
GLP307RHR SL	Silver Coated	RHR	2-5/8" x 7" x 3/8"	086657
LP307 630	Stainless Steel	Reversible	2-5/8" x 7" x 3/8"	074080
LP307DU	Duro Coated	Reversible	2-5/8" x 7" x 3/8"	003196

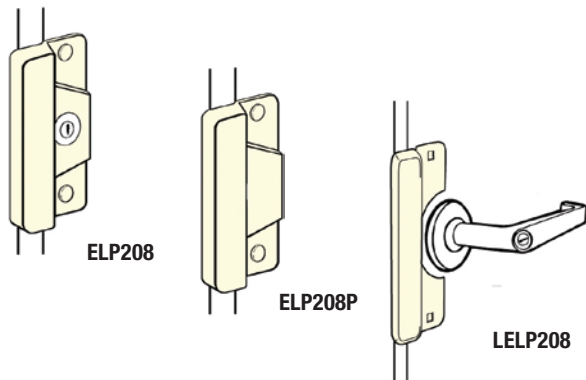


NELP207

NELP207

- Works with Adams Rite locks
- Protects electric strikes from attacks
- Cylinder collar protects from wrenching
- Protects from crowbar attacks

MFG #	FINISH	HAND	SIZE	EZ#
NELP207SL	Silver Coated	Reversible	3-1/2" x 7"	105635
NELP207DU	Duro Coated	Reversible	3-1/2" x 7"	105636



ELP208

ELP208P

LELP208

ELP208 / ELP208P


- Designed to fit most electric strikes
- Completely encases the keeper for maximum protection
- Use with mortise, keyless locks & exit devices
- Constructed of 12 gauge steel

LELP208

- Fits up to 3-3/4" Rose

MFG #	DESCRIPTION	FINISH	SIZE	EZ #
ELP208DU	With Cylinder Hole	Duro Coated	3-1/2" x 8"	065947
ELP208SL	With Cylinder Hole	Silver Coated	3-1/2" x 8"	065659
ELP208P SL	No Cylinder Hole	Silver Coated	3-1/2" x 8"	065660
LELP208SL	For Levers & Knobs	Silver Coated	3-1/2" x 8"	081838

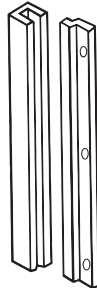
KEY-IN-KNOB GUARDS



- For outswing doors
- Protects against vise grips, hammers, punches & crowbars
- Lip overlap protects door frame

MFG #	EZ #
7000S	077624

LATCH GUARD



- Interlocking latch guard for inswing doors
- 80" Long guard is designed to span the complete opening
- Made of steel, can be cut to custom size
- Fasteners not supplied

MFG #	TYPE	FINISH	EZ #
ILP80SL	Interlocking	Silver	079384
ILP80W	Interlocking	White	079385

FRAME REPAIR PLATE



- Spanning 7' this frame reinforcer repairs damaged frames as well as provides additional security for intact frames
- Molding on inside of frame must be removed to install product correctly
- Finish: Sprayed white

MFG #	EZ #
6000W	077619

