


Glenbrook Community Preschool Newsletter

In This Issue:

- This Month at Preschool
- Holidays & Important Dates
- Spaces Still Available
- Parking
- Playdough Recipe
- General Drop Off Protocol
- Dressing for Preschool
- Learning Through Play

We are a Peanut Free Zone


Thank you for continuing to respect the preschool's peanut free policy by not sending any food to preschool with your child.



November 2017

This Month at Preschool

As we start our third month of school, our students are beginning to explore oceans. Your child will have opportunities to discover new concepts about sea life as they peruse the classroom books. They can experiment with colours, textures, and images of the sea as they construct a gluing craft or try out their painting skills. Perhaps they may even have a chance to test out oceanic science at the water table. As always, our playdough toys and tools change regularly, and provide students with a very tactile way to explore new ideas. More information on playdough's role in your child's learning can be found on the second page of this newsletter.



This month we will also be starting music classes, with Mrs. Miller leading on her guitar!

Upcoming Holidays and Important Dates

Friday, Nov 17: NO SCHOOL – Professional Development Day
Tuesday, Nov 28: PAC Meeting (7 pm)
Friday, Dec 8: NO SCHOOL – Professional Development Day
Tuesday, Dec 19: Last day of class before break
Wed, Dec 20 – Fri, Jan 5: NO SCHOOL – Christmas Holiday
Monday, Jan 8: Class resumes
Tuesday, Jan 9: PAC Meeting (7pm)
Friday, Jan 26: NO SCHOOL – Professional Development Day
Tuesday, Jan 30: PAC Meeting (7pm)

All parents are welcome to attend our Parents' Advisory Committee (PAC) meetings, held the last Tuesday of each month. We welcome your contributions! If you would like to attend, please email Nicole at chair@glenbrookpreschool.org

Spaces Still Available

We still have a couple of spaces available in our preschool. If you know anyone who may be interested, please direct them to our website at:

www.glenbrookpreschool.org

Or, have them call call 403-686-6868 and leave a message for our registrar. Your references are a great way to keep our preschool full and vibrant.

Our website has information about the school, teacher bios, FAQs and more. If you misplace your newsletter, look for it on our website!

Parking

Thank you to all preschool families for respecting NO PARKING zones as well as residents' garages when picking up and dropping off your children! Thanks for helping maintain our positive relationship with both the elementary school and the surrounding community.

Cooked Playdough Recipe

2 cups white flour
1 cup salt
2 Tbsp. cream of tartar
2 cups of water
1 Tbsp. vegetable oil
food colouring

Combine and cook ingredients over medium heat. Turn out onto counter and knead until smooth. Store in an airtight container.

General Drop Off Protocol

When dropping off and picking up, please stay clear of the outside step, and make sure children keep clear as well. This can be a safety hazard as the door swings open outwards. When dropping off your child, please leave as soon as they have their things put away. This allows them to more easily make the transition to starting their school day and helps clear the area.


If you are late dropping off your child, please DO NOT use the front door of the elementary school. Phone the preschool directly (403-686-6868) and the teachers can meet you at the side door. You may have to leave a message on the teacher's mailbox (#1).

Dressing for Preschool

The preschool classroom tends to be on the warm side. Please remember this when dressing your child. Also, short sleeves are recommended for playing at the water table.

Learning Through Play

Are you wondering why playdough is such an important staple in our classroom? Here are a few things your child gains from this satisfying sensory experience. Playdough can help children to:



- Develop hand, eye, arm and body coordination, and strengthen finger and hand muscles through squeezing, patting, pounding, rolling, poking, pinching, and cutting with scissors
- Dramatize about food and cooking and identify with the role of family cook
- Be successful – playdough is easy to mould and manipulate
- Be creative
- Learn about science and math – preparing, weighing, measuring
- Feel settled and safe

Information taken from: <http://www.education.govt.nz/early-childhood/teaching-and-learning/learning-tools-and-resources/play-ideas/playdough/>