

## Why play the “I Spy Game”?

Before children are introduced to the sandpaper letters they must become familiar with the sounds that letters make. This can be done by playing ‘Sound Games’ in a fun and relaxed manner. I Spy is one of the many sound games that can be played.

The ‘I Spy Game’ is an excellent tool to help make children aware that words are made up of individual sounds. Often times this game is played using the surrounding environment, however it can present too many choices for a child and can be overwhelming, especially when first starting to play this game. If the number of objects are limited it allows the child a greater chance of success. Limiting the choice of objects can be achieved by using real objects on a tray/mat or by using the following printable I Spy Pages.

## How to play the “I Spy Game”

Since the beginning sound is the easiest sound to identify, we start with identifying the initial sounds first.





1. Select one of the I Spy Pages and place it in front of you and the child.
2. Make sure the child is aware of the correct names of the objects and/or shapes on the page. If you’re not certain they know the names of the objects then point them out one at a time and ask the child what it’s called. If a child is just beginning this work then you can emphasize the beginning sound when you point to it. (i.e. “This is a frog - fff - frog. Once you’re satisfied the child knows the names of the objects move on to the next step.
3. Look at the page and silently select an object.
4. Say to the child, “I spy with my little eye something that starts with the sound \_” and then fill in the blank with the beginning sound of one of the objects (i.e. ‘f’ for the frog). Be sure to clearly articulate only the first sound of the word.
5. If the child guesses incorrectly point to the object they chose (i.e.. muffin) and say “Muffin starts with the sound ‘mmm’. I spy an object that starts with the sound ‘f’. Do you see something that starts with the sound f?”
6. If the child guesses correctly then you can move on to another object.

Other descriptions: “I spy with my little eye something that is...”





- a color (i.e. “...something that is red”)
- a shape (i.e. “something that is a square”)
- something you can eat, play with, cook with, something alive, etc.

After the child is continually successful you can attempt ending sounds - this is much more difficult!

I spy with my little eye ...



I spy with my little eye ...





I spy with my little eye ...

