

I've Got Rhythm

Teaching Sight Reading Skills



I've Got Rhythm

Dr. James Skipper

&

Kenneth F. Beard

Sight Reading Consists of Multiple Simultaneous Skills

Sight Reading Consists of Multiple Simultaneous Skills

- ◆ Reading Rhythms

Sight Reading Consists of Multiple Simultaneous Skills

- ◆ Reading Rhythms
- ◆ Reading Notes

Sight Reading Consists of Multiple Simultaneous Skills

- ◆ Reading Rhythms
- ◆ Reading Notes
- ◆ Producing a Tone

Sight Reading Consists of Multiple Simultaneous Skills

- ◆ Reading Rhythms
- ◆ Reading Notes
- ◆ Producing a Tone
- ◆ Reading Articulations

Sight Reading Consists of Multiple Simultaneous Skills

- ◆ Reading Rhythms
- ◆ Reading Notes
- ◆ Producing a Tone
- ◆ Reading Articulations
- ◆ Playing Dynamics

Sight Reading Consists of Multiple Simultaneous Skills

- ◆ Reading Rhythms
- ◆ Reading Notes
- ◆ Producing a Tone
- ◆ Reading Articulations
- ◆ Playing Dynamics
- ◆ Producing Style

Sight Reading Consists of Multiple Simultaneous Skills

- ◆ Rhythm! Rhythm! **RHYTHM!**
- ◆ The most important aspect of sight reading is rhythm.

Jim Skipper's Cut Time Rhythm Sheet

1
↓ ↑ ↓ ↑ ↓ ↑ e ↓ ↑ ↓ ↑ e ↓ ↑ e ↓ ↑ ↓ ↑

5
↓ e ↑ e ↓ e ↑ ↓ e e ↓ ↑ e ↓ ↑ ↓ ↑ ↓ ↑ e ↑ ↓ ↑

9
↓ ↑ ↓ ↑ e ↓ ↑ ↓ ↑ e ↓ ↑ e & ↓ ↑ e & ↓ ↑ & e & ↓ ↑ e

13
↓ & e & ↑ e ↓ e ↑ ↓ & e ↑ e ↓ e & ↑ ↓ & e ↑ & e ↓ ↑

16
↓ e & ↑ e ↓ e ↑ e ↓ e & ↑ e & ↓ ↓ e ↑ e ↓ e ↑ e ↓ ↑ ↓ ↑

Jim Skipper's Fast 6/8 Rhythm Sheet

Musical staff 1: Treble clef, 6/8 time signature. Four measures of music. Rhythmic markings below: ↓ ↓ ↓ ↓ ↓ h ↑ ↓ ↓ h ↑ ↓ h ↑ ↓ ↓

Musical staff 2: Treble clef, 6/8 time signature. Four measures of music. Rhythmic markings below: ↓ h ↑ ↓ h ↑ ↓ h ↑ ↓ h ↑ ↓ h ↑ ↓ h ↑

Musical staff 3: Treble clef, 6/8 time signature. Four measures of music. Rhythmic markings below: ↓ h e ↑ ↓ h ↑ e ↓ e h e ↑ e ↓

Musical staff 4: Treble clef, 6/8 time signature. Four measures of music. Rhythmic markings below: ↓ h e ↑ ↓ h e ↑ e ↓ h ↑ e ↓ ↓ ↓

Musical staff 5: Treble clef, 6/8 time signature. Four measures of music. Rhythmic markings below: ↓ e h ↑ ↓ h ↑ e ↓ h e ↑ e ↓ h e ↑ e

Jim Skipper's Slow 6/8 Rhythm Sheet

1

↓ ↓ ↓ ↓ ↓ ↓ ↓ ↓ ↓ ↓ ↓ ↓ ↓ ↓ ↓ ↓ ↓ ↓ ↓ ↓ ↓ ↓ ↓ ↓

5

↓ ↑ ↓ ↑ ↓ ↑ ↓ ↑ ↓ ↑ ↓ ↓ ↑ ↓ ↓ ↓ ↑ ↓ e ↑ e ↓ ↓ ↓ ↓

8

↓ ↑ e ↓ ↑ e ↓ ↑ ↓ ↓ ↓ ↓ ↓ ↓ ↑ e ↓ ↑ e ↓ e ↑ ↓ e ↑ ↓ e ↑ e ↓ e ↑ e

10

↓ ↓ ↑ e ↓ ↓ ↑ e ↓ ↓ ↓ h ↑ ↓ h ↑ ↓ ↓ ↓ ↓ ↓ ↑ e ↓ e ↑ ↓ e ↑ ↓ h ↑ ↓ ↓ e ↑ e

Kenny Beard's Beginning Band Rhythm Sheet

Actually H.E. Nutt's

1 2 3 4 5 6 7 8 9 10 11 12

13 14 15 16 17 18 19 20 21 22 23 24 25

26 27 28 29 30 31 32 33

34 35 36 37 38 39 40

41 42 43 44 45 46 47

48 49 50 51 52 53 54 55

56 57 58 59 60 61 62 63

Using the Down Up Foot Pat Method



Using the Down Up Foot Pat Method



Rhythm Sequence of Study

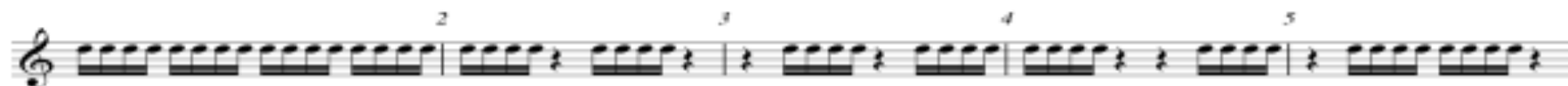
- ❑ Clap & Subdivide
- ❑ Count Rhythms
 - ❑ Count the Number Where the Note is
 - ❑ Whisper Rests
- ❑ Tah the Rhythm
- ❑ Play the Rhythm on a Pitch
- ❑ Finger Tongue & Blow (Air Band)

Kenny Beard's 16th Note Rhythm Sheet

This sheet of music contains 12 staves of rhythmic notation, each with five measures. The measures are numbered 1 through 60. The notation uses a treble clef and a 4/4 time signature. The rhythms are as follows:

- Staff 1: Measures 1-5. Measure 1: 16 sixteenth notes. Measure 2: 8 sixteenth notes, quarter rest, 8 sixteenth notes, quarter rest. Measure 3: quarter rest, 8 sixteenth notes, quarter rest, 8 sixteenth notes. Measure 4: 8 sixteenth notes, quarter rest, 8 sixteenth notes, quarter rest. Measure 5: 8 sixteenth notes, quarter rest, quarter rest, 8 sixteenth notes.
- Staff 2: Measures 6-10. Measure 6: 8 sixteenth notes, quarter rest, 8 sixteenth notes, quarter rest. Measure 7: 8 sixteenth notes, quarter rest, quarter rest, 8 sixteenth notes. Measure 8: quarter rest, 8 sixteenth notes, quarter rest, 8 sixteenth notes. Measure 9: 8 sixteenth notes, quarter rest, 8 sixteenth notes, quarter rest. Measure 10: 8 sixteenth notes, quarter rest, quarter rest, 8 sixteenth notes.
- Staff 3: Measures 11-15. Measure 11: 8 sixteenth notes, quarter rest, 8 sixteenth notes, quarter rest. Measure 12: 8 sixteenth notes, quarter rest, quarter rest, 8 sixteenth notes. Measure 13: quarter rest, 8 sixteenth notes, quarter rest, 8 sixteenth notes. Measure 14: 8 sixteenth notes, quarter rest, 8 sixteenth notes, quarter rest. Measure 15: 8 sixteenth notes, quarter rest, quarter rest, 8 sixteenth notes.
- Staff 4: Measures 16-20. Measure 16: 8 sixteenth notes with accents, quarter rest, 8 sixteenth notes with accents, quarter rest. Measure 17: 8 sixteenth notes with accents, quarter rest, quarter rest, 8 sixteenth notes with accents. Measure 18: quarter rest, 8 sixteenth notes with accents, quarter rest, 8 sixteenth notes with accents. Measure 19: 8 sixteenth notes with accents, quarter rest, 8 sixteenth notes with accents, quarter rest. Measure 20: 8 sixteenth notes with accents, quarter rest, quarter rest, 8 sixteenth notes with accents.
- Staff 5: Measures 21-25. Measure 21: 8 sixteenth notes, quarter rest, 8 sixteenth notes, quarter rest. Measure 22: 8 sixteenth notes, quarter rest, quarter rest, 8 sixteenth notes. Measure 23: quarter rest, 8 sixteenth notes, quarter rest, 8 sixteenth notes. Measure 24: 8 sixteenth notes, quarter rest, 8 sixteenth notes, quarter rest. Measure 25: 8 sixteenth notes, quarter rest, quarter rest, 8 sixteenth notes.
- Staff 6: Measures 26-30. Measure 26: 8 sixteenth notes, quarter rest, 8 sixteenth notes, quarter rest. Measure 27: 8 sixteenth notes, quarter rest, quarter rest, 8 sixteenth notes. Measure 28: quarter rest, 8 sixteenth notes, quarter rest, 8 sixteenth notes. Measure 29: 8 sixteenth notes, quarter rest, 8 sixteenth notes, quarter rest. Measure 30: 8 sixteenth notes, quarter rest, quarter rest, 8 sixteenth notes.
- Staff 7: Measures 31-35. Measure 31: 8 sixteenth notes, quarter rest, 8 sixteenth notes, quarter rest. Measure 32: 8 sixteenth notes, quarter rest, quarter rest, 8 sixteenth notes. Measure 33: quarter rest, 8 sixteenth notes, quarter rest, 8 sixteenth notes. Measure 34: 8 sixteenth notes, quarter rest, 8 sixteenth notes, quarter rest. Measure 35: 8 sixteenth notes, quarter rest, quarter rest, 8 sixteenth notes.
- Staff 8: Measures 36-40. Measure 36: 8 sixteenth notes with accents, quarter rest, 8 sixteenth notes with accents, quarter rest. Measure 37: 8 sixteenth notes with accents, quarter rest, quarter rest, 8 sixteenth notes with accents. Measure 38: quarter rest, 8 sixteenth notes with accents, quarter rest, 8 sixteenth notes with accents. Measure 39: 8 sixteenth notes with accents, quarter rest, 8 sixteenth notes with accents, quarter rest. Measure 40: 8 sixteenth notes with accents, quarter rest, quarter rest, 8 sixteenth notes with accents.
- Staff 9: Measures 41-44. Measure 41: 16 sixteenth notes. Measure 42: 16 sixteenth notes. Measure 43: 16 sixteenth notes. Measure 44: 16 sixteenth notes.
- Staff 10: Measures 45-49. Measure 45: 16 sixteenth notes. Measure 46: 16 sixteenth notes. Measure 47: 16 sixteenth notes. Measure 48: 16 sixteenth notes. Measure 49: 16 sixteenth notes.
- Staff 11: Measures 50-53. Measure 50: 8 sixteenth notes, quarter rest, 8 sixteenth notes, quarter rest. Measure 51: 8 sixteenth notes, quarter rest, 8 sixteenth notes, quarter rest. Measure 52: 8 sixteenth notes, quarter rest, 8 sixteenth notes, quarter rest. Measure 53: 8 sixteenth notes, quarter rest, 8 sixteenth notes, quarter rest.
- Staff 12: Measures 54-60. Measure 54: 8 sixteenth notes, quarter rest, 8 sixteenth notes, quarter rest. Measure 55: 8 sixteenth notes, quarter rest, 8 sixteenth notes, quarter rest. Measure 56: 8 sixteenth notes, quarter rest, 8 sixteenth notes, quarter rest. Measure 57: 8 sixteenth notes, quarter rest, 8 sixteenth notes, quarter rest. Measure 58: 8 sixteenth notes, quarter rest, 8 sixteenth notes, quarter rest. Measure 59: 8 sixteenth notes, quarter rest, 8 sixteenth notes, quarter rest. Measure 60: 8 sixteenth notes, quarter rest, 8 sixteenth notes, quarter rest.

Using the Down Up Foot Pat Method



Kenny Beard's 6/8 Rhythm Sheet

A 6/8 rhythm sheet consisting of ten staves of music. Each staff contains six measures, numbered 1 through 60. The music is written in bass clef with a 6/8 time signature. The first five staves (measures 1-15) feature a simple eighth-note pattern: quarter, quarter, quarter, quarter, quarter, quarter. The sixth staff (measures 16-20) introduces a dotted quarter note. The seventh staff (measures 21-25) adds eighth rests. The eighth staff (measures 26-30) features a sixteenth-note triplet pattern. The ninth staff (measures 31-35) continues with the sixteenth-note triplet pattern. The tenth staff (measures 36-40) continues with the sixteenth-note triplet pattern. The eleventh staff (measures 41-45) continues with the sixteenth-note triplet pattern. The twelfth staff (measures 46-50) continues with the sixteenth-note triplet pattern. The thirteenth staff (measures 51-55) continues with the sixteenth-note triplet pattern. The fourteenth staff (measures 56-60) continues with the sixteenth-note triplet pattern.

Tricky Rhythms

- ✓ Two Foot Pat Patterns
 - ✓ Dotted Quarter Notes
 - ✓ Syncopation
 - ✓ Half Notes
- ✓ Rests
- ✓ Ties

Three Rules Of Sight Reading

1. Never Stop

Three Rules Of Sight Reading

1. Never Stop
2. Rhythm Comes First

Three Rules Of Sight Reading

1. Never Stop
2. Rhythm Comes First
3. Play One Dynamic Louder Than You Think You Should

Sight Reading Hierarchy

➤ Rhythm

Sight Reading Hierarchy

➤ Rhythm

➤ Notes

Sight Reading Hierarchy

➤ Rhythm

➤ Notes

➤ Tone

Sight Reading Hierarchy

- Rhythm
- Notes
- Tone
- Articulations

Sight Reading Hierarchy

- Rhythm
- Notes
- Tone
- Articulations
- Dynamics

Sight Reading Hierarchy

- Rhythm
- Notes
- Tone
- Articulations
- Dynamics
- Style

★ STARS ★

- ✧ S Signatures (Key & Time)
- ✧ T Tempo Markings
- ✧ A Accidentals
- ✧ R Rhythms (Look For Tricky Rhythms)
- ✧ S Signs & Style Markings
 - ✧ (Dynamics, Articulations, Road Signs)

Motivations to Work On Rhythm

Motivations to Work On Rhythm

- ✓ Rhythm Master Game

Motivations to Work On Rhythm

- ✓ Rhythm Master Game
- ✓ Rhythm Master Award/Plaque

Motivations to Work On Rhythm



- ✓ Rhythm Master Game
- ✓ Rhythm Master Award/Plaque
- ✓ Rhythm Master Bribe

All State Sight Reading Thoughts

- ◆ Very Few Play Stylistically
- ◆ Very Few Perform Articulation Patterns Correctly
- ◆ A Slight Few Play The Correct Dynamics
- ◆ Many Have Trouble Keeping The Pulse
- ◆ Many Don't Subdivide (16th's For Example)
- ◆ Students Often Miss 2 Foot Pat Patterns
- ◆ Unfortunately Some Do Not Have A Characteristic Tone

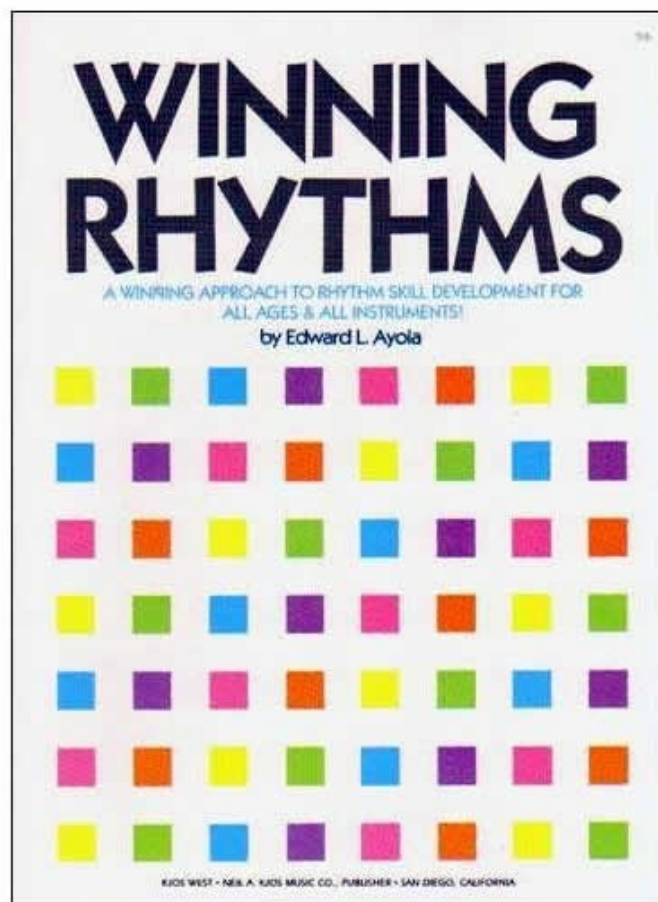
Articulation Patterns

Two Ways To Understand



Winning Rhythms

By Edward L. Ayola



204 Progressive Sight Reading Tunes

By Roger Winslow



150 Original Exercises

By Grover C. Yaus & Roy M. Miller

B Treble Instruments

150 ORIGINAL EXERCISES

IN UNISON FOR BAND OR ORCHESTRA

BY
**GROVER C. YAUS &
ROY M. MILLER**

PUBLISHED FOR

C TREBLE INSTRUMENTS
B TREBLE INSTRUMENTS
E TREBLE INSTRUMENTS
BASS CLEF INSTRUMENTS
F TREBLE INSTRUMENTS
DRUMS

DESIGNED EXPRESSLY FOR TEACHING
DIVISION OF MEASURE
TEMPOS AND RHYTHMS
WITH
WARM-UP, TUNE-UP,
AND
SCALE EXERCISES

EQUALLY ADAPTABLE FOR ANY SINGLE INSTRUMENT
OR ANY COMBINATION OF INSTRUMENTS

Alfred
Belwin

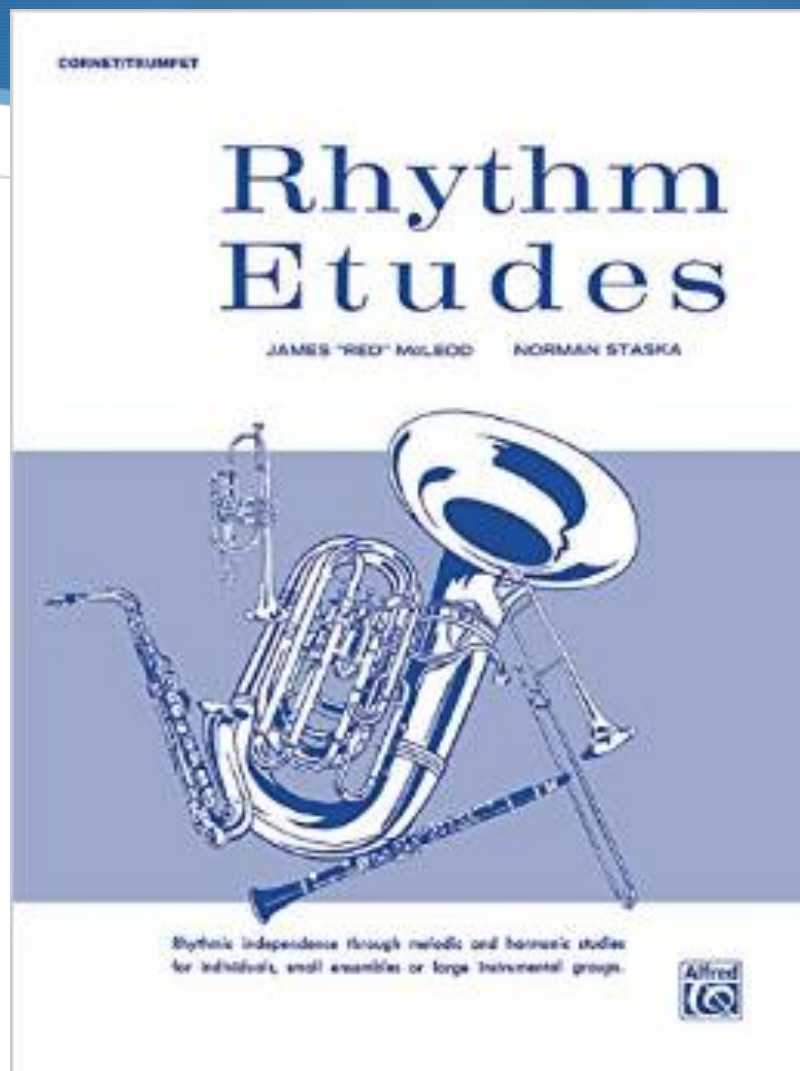
101 Rhythmic Rest Patterns

By Grover C. Yaus



Rhythm Etudes

By James “Red” McLeod & Norman Staska



Other Resources

- 🟢 www.banddaddy.com
- 🟢 www.sightreadingfactory.com
- 🟢 www.sonicfit.com

Things For You To Do

To Improve Your Sight Reading Teaching Skills

- ◆ Judge All State District & Final Auditions (Volunteer)
 - ◆ Learn what the best students can do.
 - ◆ Get a perspective.

- ◆ Teach Rhythm Every Day During Warm Up & In Class
 - ◆ Use a system; ANY **COUNTING** SYSTEM will do!

- ◆ Do Not Teach By Rote EVER!!!

Things For You To Do

To Improve Your Sight Reading Teaching Skills

- ◆ Rarely Teach With Fruits
- ◆ Sequence Your Musical Selections
(According To What Your Students Have Learned)
- ◆ Encourage Students To Enjoy Sight Reading:
 - ◆ Making a mistake is normal don't be afraid to make a mistake.
 - ◆ Keep going when you make a mistake.
 - ◆ Make gorgeous mistakes.
 - ◆ Make SR a game.

I've Got Rhythm

Teaching Sight Reading Skills

Thanks For Attending Today

