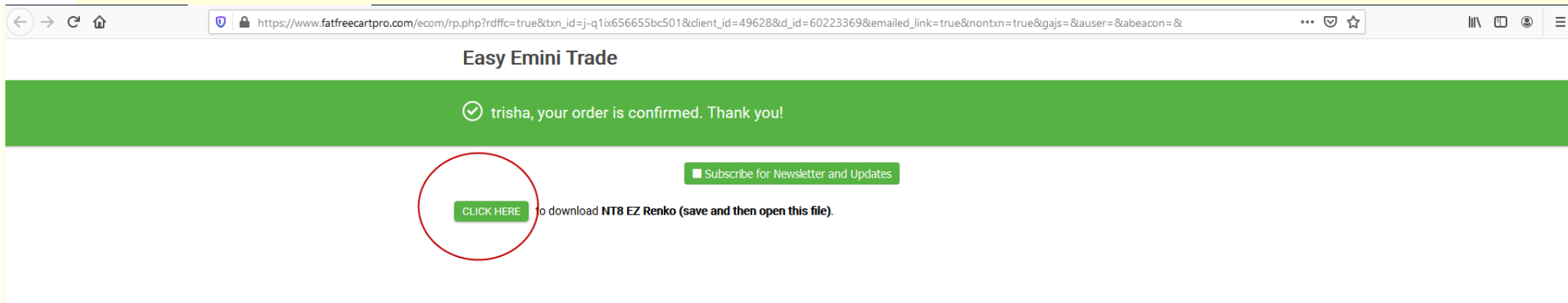


Gordon's NT8 EZ Renko Indicators

This Video will walk you through downloading and setting up your charts. <https://youtu.be/mEtCOhTKfuA>

The indicator zip file will be accessed from your download link after checkout and you will receive an email as well with your download link. The zip file you download (save it somewhere you can easily access such as your desktop) and then extract the files.

- Once you purchase the indicator you will be directed to a download page where you can download the zip file and you will also receive an email with the download link (screenshot below). The link will only be good for 2 days so please be sure to download it and save to your computer ASAP.



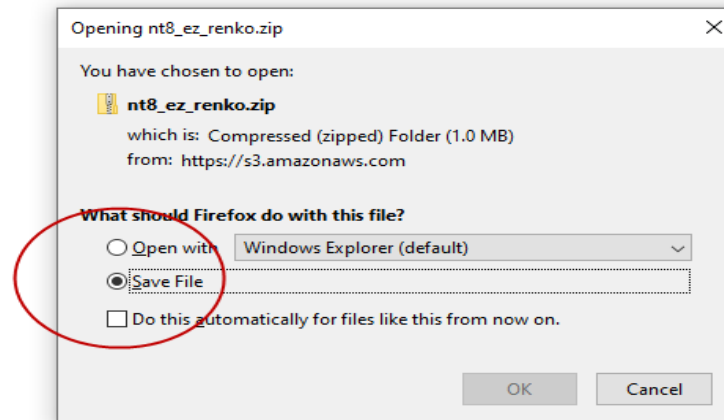
Once you click on your link to download a window like this (ABOVE) will open, you will click on the Click here to download Gordon's EZ Renko. Once you do you will get a dialog box open asking you to save or open the file Choose **Save** File somewhere you can easily locate it.

Easy Emini Trade

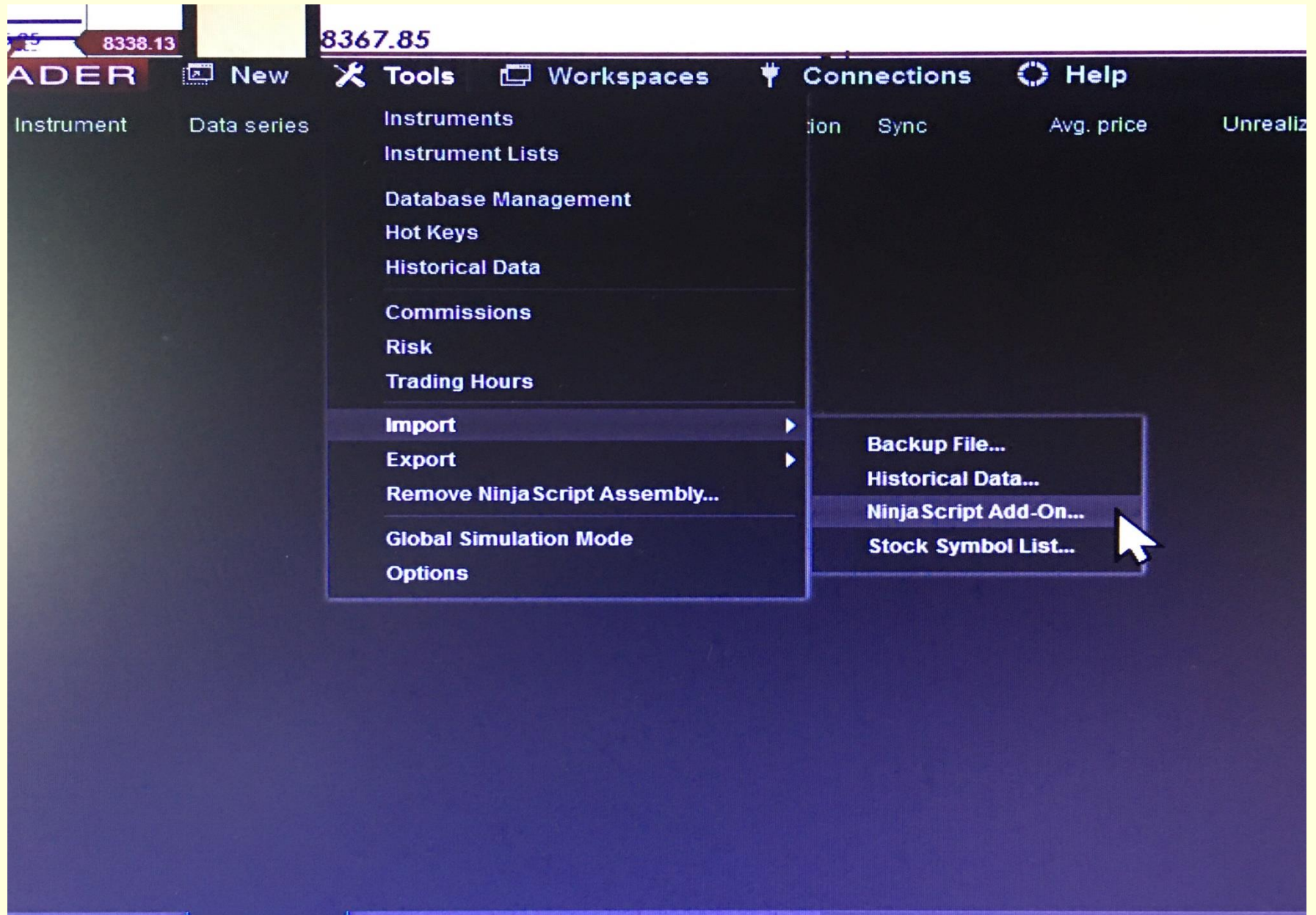
✔ trisha, your order is confirmed. Thank you!

Subscribe for Newsletter and Updates

[CLICK HERE](#) to download **NT8 EZ Renko** (save and then open this file).



Once you save the zip file onto your computer click on the zip file to open it and extract the files. Once you do you can now import into NinjaTrader 8. You will import the zip files contained in the folder you just saved using the NT8 Control Center by choosing tools, then import, Ninjascript addon.



You will import the GK Renko zip as described above. I have included separately 2 other zip files that you will want to import. The NinzaRenko and the Labeled Horizontal Lines (this one is optional)

Once you import the GK Renko zip you will now have the indicators available on your indicator list in NinjaTrader 8. They are the EZMacdNT8, AUSuperTrendU11, and the EZRenkoST indicators.

I have provided a chart template for your convenience. You will drop the renko Gordon indi nov25 file into your NinjaTrader8 chart template folder. Go to Documents/NinjaTrader8/templates/charts and drop it in there. This will now give you access to load onto any chart you like.

I have also provided Renko .wav files for NQ, ES and YM if you would like to use them for your audio alerts. You can use any .wav files you have or create. You will need to drop these into disk c:/program files (x86)/NinjaTrader 8/ Sounds

Once you do all the above you will want to disconnect from data feed and connect and if you don't see the indicators or chart template then you will want to shut ninja down and relaunch it. Same is true if your sound files don't work.

I have created this video to show you exactly what to do. If you have any issues please let me know.

Here is that link again that will help with your download <https://youtu.be/mEtCOhTKfuA>

*****IMPORTANT***If you change the settings on the AUSuperTrendU11 make sure to change the settings on the EZRenkoST to the same settings.**

