

WASHINGTON STATE MUZZLELOADER'S ASSOCIATION

September 2022 Journal

www.wamuzzleloaders.com



Battle Sails between the *Pleiades* and *Lady Washington*

by Mike Moran

“Oh look, there go some pirates.” “Hey, can we take a picture?” Jim Haeckel and I certainly stood out as we walked through downtown in our period attire and carrying our cased muzzleloaders. We were heading to the Port Plaza Dock for Olympia Harbor Days, where we would sail aboard the *Lady Washington* and the *Pleiades* as the two vessels performed “battle sails”. The long walk from the parking lot also gave us a chance to check out the multitude of vendors set up along the boardwalk and scope out where we would pick up some barbecued oysters on the way back.

The idea was conceived by Hoyle Hodges, Captain and owner of the *Pleiades*, who wanted to recruit some muzzleloading riflemen to provide live fire between the vessels. He began the conversation between Halee

Grimes, Captain of the *Lady Washington* and me a few months prior to the event. The sails would be about two



Mike Moran fires at *Lady Washington*



The *Pleiades*, a Pinky Schooner

hours long, with the battle lasting about half an hour. Based on the rate of fire of our muzzleloaders and space available, Hoyle figured 10-16 shooters split between the two boats. I told him I would get the word out and see who I could get.

Pleiades is an authentic working replica of a 1830's Eastport Pinky Schooner. When Pinky Schooners were first used in America is lost to history, however one is recorded in Boston Harbor in 1633. She is rigged with two masts and an 11 foot bowsprit, with an overall length of 59 feet. The upturned and pointed, or “pinked” stern provides her unique shape.

Original pinky schooners were used for fishing and were constructed a bit different from this one, which was built in 1990 and re-rigged in 2006. (www.olympiaschoonercompany.com) She was manned by Captain Hoyle Hodges, Sail Master Ray Campbell, First Mate Seth Henderson, and Trainee Mate Joe Teregeyo. We also had four passengers aboard, in addition to me.

Lady Washington is enormous compared to *Pleiades*, with deck length of 67 feet and an overall length with bowsprit of 112 feet. Her beam (width) is 22 feet, and her rigging tops out at 89 feet above the water. Recently famous for portraying the “Interceptor” in the Pirates of the Caribbean movies, the original *Lady Washington* was built in the 1750s and refit with a second mast in 1787 for her voyage to the Pacific Northwest, where she was the first American flagged ship to land on the west coast. In 1791, she was the first American flagged ship to reach Japan, Hong Kong, and Honolulu. The current full scale replica ship was launched in 1989 and makes her home in Aberdeen, WA. (www.historicalseaport.org). She would carry about 25 passengers for this cruise in addition to her eight crew members.



Will Ulry fires at *Pleiades* while Jim Haeckel reloads

It was easy to tell we were getting close to the dock when we could see the masts, yard arms, and sails of *Lady Washington* towering over the buildings near the water. Soon Jim and I had stowed our guns and gear aboard and got a tour of both boats. We were joined by Will Ulry, and decided Jim and Will would man the rails of the *Lady Washington* and I would sail on the *Pleiades*. By 2:00 pm all guests were on board and we motored out the shipping channel to Budd Inlet. The plan was to let *Lady Washington* overtake us while we put up our sails, then catch her again and begin the battle.

For this event I chose to use my Northwest Trade Gun I built in 2015 from a Northstar West kit. I figured the larger bore would make a bigger boom, the smooth barrel would be easier to keep clean, and the sling might come in handy to make sure it didn't accidentally take a swim. Jim had his .54 caliber flintlock rifle and Will used his NW Trade Gun. Of course, no shot or round ball was allowed, so we simply used a patch or wad over black powder. Usually, this time of year we have to worry about catching the grass on fire, but out on the water we could fire away with no worries.

The first volley was a broadside pass. I was loaded and ready when we made contact and I took my shot, then frantically tried to reload before we passed out of range. Jim and Will had me at a 2:1



Pleiades First Mate Seth Henderson makes smoke

advantage and got their shots off while we circled around for another pass. The passengers were very excited about the volleys and began cheering each time we got ready to fire. Eventually we slowed the boats to allow more loitering time, which allowed us to face each other, boat to boat, and throw down some smack talk in between shots while we reloaded. The battle lasted about a half an hour, just long enough to make some good smoke and get the guns all fouled up.

With everything secured, we headed back to the docks. The passengers all enjoyed the show, with a few of them getting to fire a flintlock. Olympia Harbor Days is over Labor Day weekend, and already plans are set to sail the seas with them again next year. I guess we really are pirates at heart. (Photos courtesy of Hoyle Hodges and Seth Henderson).

Big Game Hunting Video

by George Kelley

I wish to do a film project where traditional muzzle loading firearms are used for hunting large game in the Pacific NorthWest region.

There is a great need for this film project, much of the hunting video industry only shows modern inline rifles on "muzzleloading hunting videos". I wish to demonstrate that traditional muzzleloading rifles will get the job done to a skeptical public.

Yes, there are a few YouTubers that use traditional muzzleloaders, but they are only hunting small game and deer. I want to show successful hunts on large game like elk, bear, bison, and moose.

This endeavor is well beyond my means, but there are organizations that grants money to film projects. I just don't know how to go about writing grant proposals.

Is there anyone willing to donate their time in helping me get this project started? I am thinking that there will be money for salaries if we can secure funding. You can contact me at George_kelley@hotmail.com or (509) 881-9077.

Mud, Gongs, and Flying Birds – the WSMA Trade Gun Frolic by Mike Moran

As the black goo oozed out all over my hands and my gun, I thought back to the words of my Civil Engineering professor. “Dirt plus water equals mud. Mud plus more dirt equals more mud.” Apparently, it’s the same with gunpowder. In my attempts to swab the bore and keep my barrel clean, I oversoaked my patch and then poured dry powder down on top of the wet fouling. Two pulled balls and a slurry bath later, my gun was finally clean, and I was back in business at the Trade Gun Frolic.

The Frolic was held at Paul Bunyan July 31st during the last day of the heat wave. Eight shooters came to shoot their Northwest Trade Guns, a smooth bore flintlock popular as a trade item with the Indians back in the day. Dwayne Anderson, our local Lewis and Clark reenactor, brought his military musket. The group would break down into three sections, with each section shooting a different event before rotating to the next station.



Scratch working on a powder horn

First for my section was the flyers, where Marty Kotzke, the Paul Bunyan Shotgun Match Director was on hand to operate the trap house. Guns were loaded with powder,



Dwayne Anderson takes aim at a bird

wads, and birdshot, and each shooter had two chances to try their hand at hitting a clay pigeon from each of the five stations, for a total of 10 shots. For those who think hitting a flying bird with a flintlock is difficult they’re right, but this group proved its possible as all eight shooters hit at least one bird.

The next event was the gongs, where each shooter would have two chances to try to hit each of five gongs. At 25 yards there was the powder horn, the sock, and the rabbit, and at 35 yards was the heart and the buffalo. That may sound easy, but remember these guns have no rear sight or rifling. That patched round ball has to find its way to the target with just a little bit of magic. Each hit would count as 10 points, the same as each flyer that was hit.

The final event was the paper targets. For this, two bullseye targets were selected. The first is the California X, or a bullseye with an X imposed over the center. The other target was a straight bullseye target. Five shots were used for each target and the score determined by the scoring rings. To keep an eye on things Eric Burkhead was on hand as the RSO for both round ball events.

We also had two traders set up during the match. Scratch had his blanket and knives out and was working on the scrimshaw for a powder horn. Paul and Lehann Nelson had a small table set up and Lehann minded the store

while Paul participated in the shoot. Both traders were set up in the shade between the shotgun and rifle ranges and we decided that would be a good place to do the prize out.

The results are below. Being a WA State Muzzleloader's Association event, the top three shooters got a WSMA place medal, and also a chunk of lead in addition to their prize table pick. It was good to get out for a day of shooting, and we all realized we need more practice at the flyers.

Name	Primitive Dress	Paper	Gongs	Flyers	Total
Allen Tresch	5	85	80	40	210
Bob DeLisle	5	81-X	90	30	206-X
Paul Nelson	5	83	60	30	178
Mike Holeman	5	90	60	20	175
Mike Moran	5	68	30	30	133
Tim Klima	3	74-X	40	10	127-X
Jerry Mayo	3	33	40	40	116
Dwayne Anderson	5	33	40	20	98



Back Row: Allen Tresch, Mike Holeman, Bob DeLisle, Dwayne Anderson, Jerry Mayo. Front Row: Paul Nelson, Mike Moran, Tim Klima, Eric Burkhead

Winner of Bremerton Brigade Rondy Aggregate Settled with a Coin Toss

POULSBO – Bragging rights to the first-place title at the 46th Bremerton Brigade Rendezvous Aug. 5-7 was determined by a coin toss.

Vying for first place with identical scores were Scavenging Crow and Mile Holeman in the Brigade's aggregate competition of rifle, pistol, and hawk & knife. With a flip of the coin by Bremerton Brigade Boosway Doug Kitchens, Scavenging Crow took top honors, with Mike Holeman earning second place and Squatting Hawk taking third place.

Other events included archery with Tony Woore taking first, Bob Schmiett earning second and Scavenging Crow, Squatting Hawk and Running Bare sharing third place; and Bill Daly's trade gun shoot with Mike Holeman in first place, Tony Woore in second place, and Squatting Hawk nailing third place. Mike Moran won the Aug. 6 evening Candle Shoot, snuffing out his candle from 30 yards.

Forty-two shooters competed in the 2022 rendezvous at the Poulsbo Sportsman Club in Kitsap County. Next year's Bremerton Brigade Rendezvous is Aug. 4-6. The Brigade is host to monthly shoots the first Sunday of the month at 9 a.m. at the Black Powder area of the Poulsbo Sportsman Club. There is no monthly shoot in December.

Bremerton Brigade

For information call Rich Glynn, 360-377-2788 or e-mail at glynnrich@msn.com

2022 UPCOMING EVENTS

15-18 SEP **NORTHWEST COLONIAL ENCAMPMENT, ROCHESTER, WA**

24-25 SEP **SACAJAWEA HERITAGE DAYS, PASCO, WA**

22 OCT **S. HAWKEN BIRTHDAY SHOOT, OAK HARBOR, WA**

2023 UPCOMING EVENTS

1-5 FEB **WASHINGTON SPORTSMEN'S SHOW, PUYALLUP, WA**

11-12 MAR **CASCADE MOUNTAIN MEN GUN SHOW, ENUMCLAW, WA**

25 MAR **WSMA FUNDRAISING DINNER, PUYALLUP, WA**




M & K Clothiers
Muzzleloading
Supply

17801 MARINE DR.
STANWOOD, WA 98292

360-652-4749 FAX 360-652-3009

Margaret Evenson marken5@frontier.com



Many Hats Traders


Quality crafted
mountain man chairs
for yer outdoor, rendezvous and camping
needs. Keep yer powder dry.
Bugler

Will Ulry
Proprietor
2501 26th St.
Olympia, WA 98512
(360) 852-4224

Muzzleloaders Supply

Black Powder
Rifles • Pistols • Shotguns
Shooting Supplies

MUZZLELOADER GUNSMITHING

6514 River Road E.
Puyallup, WA 98371

BILL & KATHY BIZAK
(253) 922-1717

known throughout
THE MARK TDC OF QUALITY
the muzzleloading world

Cash Manufacturing Co., Inc.
Scott D. Pobjoy

201 S Klein Dr, PO Box 130 Phone/Fax: 608-849-5664
Waunakee, WI 53597 Email: office@tdcmfg.com
www.TDCMFG.com

SCROUNGER CLOTHIERS
Men's & Women's Wear

Proprietor: Ralph Birmingham
PO Box 14968
Tumwater, WA 98511

360-259-2636
r.birmingham@comcast.net

VF Velent's Forge
WM. H. GRUNER

(360) 348-7081
wilhelm@nwinfo.net
Snohomish WA

CANNONS


Ancient & Medieval & Early Modern
Custom Period: Body Armour Weapons Tools
Historical Reproductions Blacksmithing Tool Supply & Fabrication
Research Instruction Training Instructional Demonstrations & Reenactments
Steel Iron bronze Brass Leather Wood

Bear River Powder

GOEX Black Powder
1F - 4F, cannon, reenactor, Olde Eynsford,
and fireworks/blasting grade
American made Visco cannon fuse

Craig Kirkland - GOEX Master Distributor
Evanston, Wyoming
307-679-0886
bearriverpowder@allwest.net




**Genuine
Hawken Rifles**

Greg Roberts

4778 Monkey Hill Road
Oak Harbor Washington 98277
360-679-4657 • thehawkenshop.com

**OCTOBER COUNTRY
MUZZLELOADING**

QUALITY HORN AND LEATHER PRODUCTS
FOR THE SHOOTING INDUSTRY



John and Dawn Maciosek

Mailing P.O. Box 969
Hayden, ID 83835-0969
Phone (208) 762-4903 • Orders 1-800-735-6348 • Fax (208) 772-9230
www.octobercountry.com

Shipping
6272 N. Government Way
Dalton Gardens, ID 83815

Cabela's

WORLD'S FOREMOST OUTFITTER[®]


Hunting • Fishing • Outdoor Gear

1600 GATEWAY BLVD. NE
LACEY, WA 98516
MAIN: 360.252.3500
FAX: 360.456.6247

**TENNESSEE VALLEY
MUZZLELOADING
INC.**

Handcrafted Rifles & Smoothbores

#1 Assembly Street N., Natchez, MS 39120
(601)445-5482
tvm@avsia.com



MUZZLELOADER

Historical Enterprises, LLC
Jason W. Gatliff

PO Box 1316
Gallatin, TN 37066
Office: 615-230-9853

jason@muzzleloader.net
www.muzzleloadermagazine.com


Muzzle Loading & More Ent.

Muzzle Loading Supplies

Ken & Sherry Kinkaid
Knief & Pok-a-Dot



503-390-5128 Keizer, OR. 97303
E-mail knief@muzzleloadingandmore.com
www.muzzleloadingandmore.com



THE GUN WORKS

**JOE and SUZI
WILLIAMS**

Muzzle Loading
Supplies & Guns
Custom Building

(541) 741-4118
Fax (541) 988-1097

Email: info@thegunworks.com
247 South 2nd Street
Springfield, OR 97477

www.thegunworks.com
www.thegunworks.biz

Cascade Mt Trading Post
T&J Blacksmithing

cmt.blacksmithing@gmail.com

Tyler-253-414-3900

Graham, Wa

FB. T&J Blacksmithing

