



FROM OUR HEARTS & HANDS TO YOURS

Resized Patterns With Permission from Wren Feathers

Gathered Leg Pants & A-line Blouse

© 2015 Jennie Bagrowski

<https://jenwrenne.wordpress.com/>

Please respect intellectual property; do not post this pattern on your website, blog or other electronic media without the express written permission of the designer Jennie Bagrowski

<https://jenwrenne.wordpress.com/>



Jennie Bagrowski

owner of Wren

Feathers has

generously given Stitchin' for Kids (SFK) permission to post her Gathered Leg Pants and A-line Blouse pattern which SFK board member Peg resized to fit the 14" Hearts for Hearts doll. The doll and her outfits are given to children in long term stays in the hospital.

Important

Print pattern full size and check that the one inch square equals one inch before beginning to sew. If it does not, please adjust accordingly.

Requirements:

Resized Pattern for Wren Feathers Gathered Leg Pants and A-line Blouse

Fabrics:

Pants: Fat Quarter is more than enough
¼ inch wide elastic for Pants

Blouse: Fat Quarter is more than enough
3/8 inch wide Velcro® strip for Blouse

Adornments such as roses, buttons, and bows are optional

Assumptions:

All seams are ¼ inch unless otherwise specified.

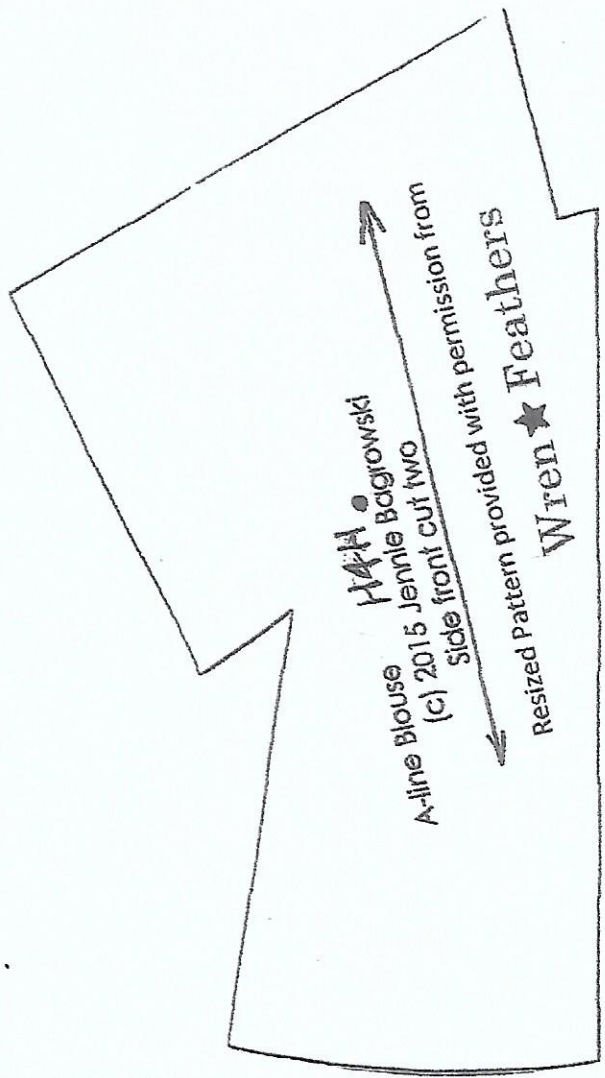
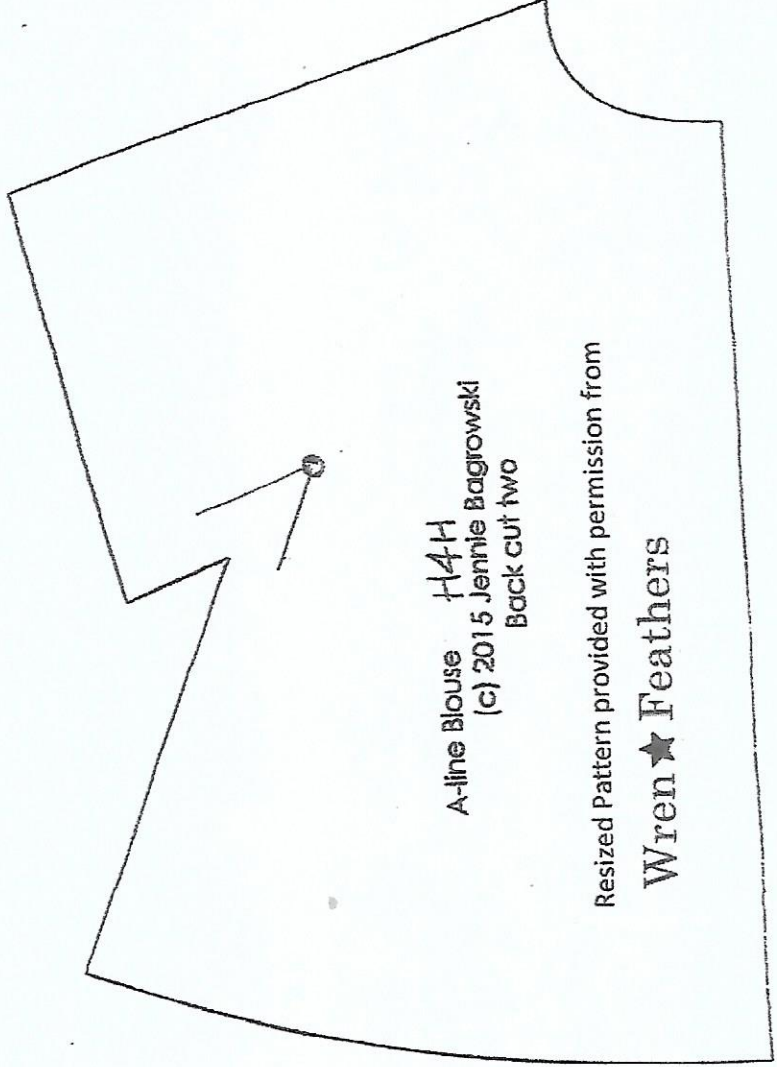
Preparation:

- Before cutting refer to instructions written on Pattern Pieces
- Cut Velcro® 3/8" wide and 2" long
- Cut ¼" wide elastic 6" long

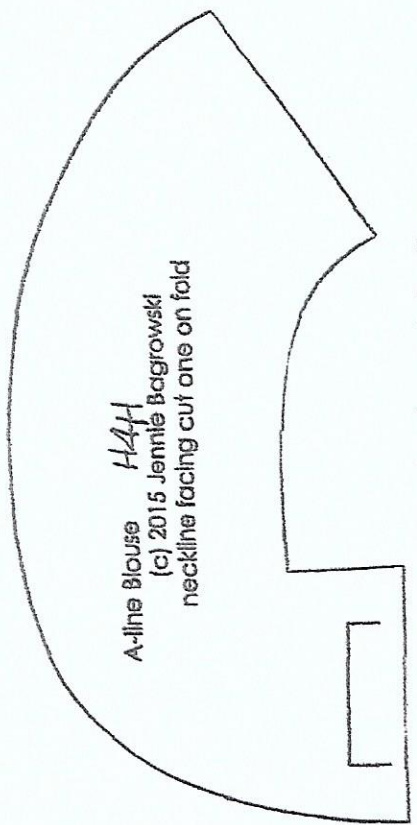
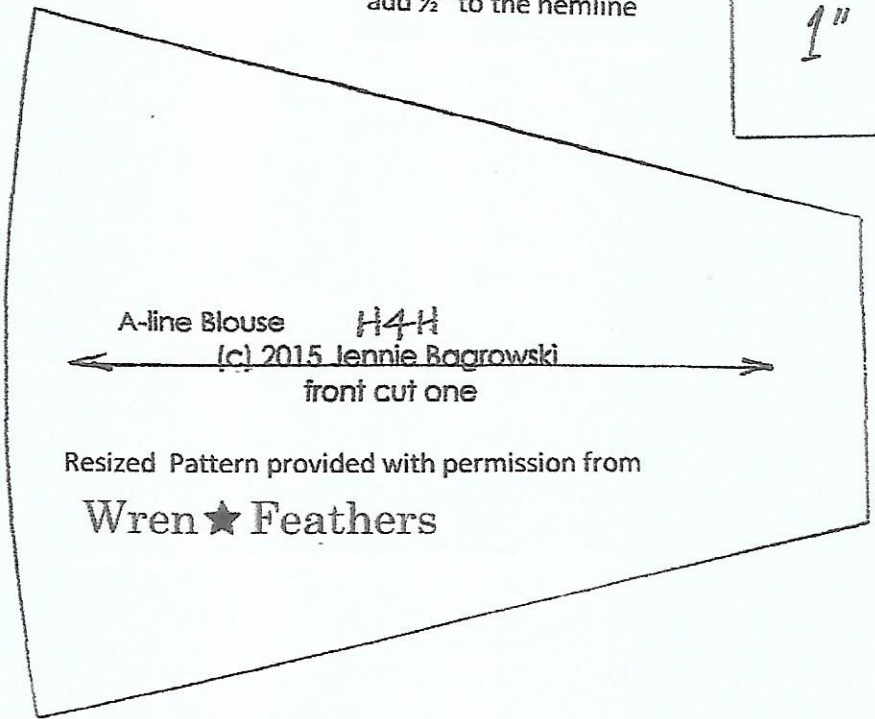

Construction:

- Wren Feathers original pattern was designed for the 12" Paola Reina Liu doll and was posted in Wren Feathers 2015 blog; see third photo down on the following blog link <https://jenwrenne.wordpress.com/2015/05/>
- You will use a combination of Wren Feathers and Stitchin' for Kids instructions and the Stitchin' for Kids resized Wren Feathers' pattern pieces attached to these instructions
- Here are the links you'll need:
- Follow **Wren Feathers** instructions for [*Pant Legs and Cuffs*](#) and for the [*A-line Blouse*](#). Wren Feathers Instructions are located at <https://jenwrenne.files.wordpress.com/2015/05/lius-purple-outfit1.pdf>
- Follow SFK instructions for [*Pants - Elastic Waist*](#) for casing and elastic at <https://nebula.wsimg.com/ad7d40deca36ce8bdd949062984699f9?AccessKeyId=1B27A16D77193D1740A4&disposition=0&alloworigin=1>

Jen Bagrowski owner of Wren Feathers has generously granted Stitchin' for Kids permission to post her 12" pattern which SFK board member Peg resized to fit the 14" Hearts for Hearts doll.



For longer top
add ½" to the hemline



5/8" CASING

Resized Pattern provided with permission from
Wren★Feathers

Gathered Leg Pants H4H
(c) 2015 Jennie Bagrowski
Cut two

Gather legs to cuff



Follow Wren Feathers directions for pant legs & cuffs

Follow SFK directions for elastic waist pants for casing & elastic

Gathered Leg Pants H4H
(c) 2015 Jennie Bagrowski
Cut two cuffs