




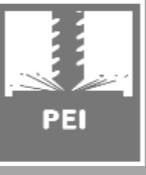













## TECH SPECS PAVER TERRA

COLLECTION	MODEL	SIZE	TYPE			 FROST		 CLASS	 PEI		
<b>PAVER TERRA</b>	BEIGE	24"x24"	RECTIFIED FULL BODY PORCELAIN GLAZED ROUGH	V2	<0.5%	YES	YES	R10	5	7	
	PACKING										
	MODEL	SIZE	ft2 	m2 	pcs 	lbs (kgs) 	Box per 	lbs (kgs) 	 Container	 Container	
BEIGE	24"x24"	8	0.72	2	59.5 (27kgs)	52	3125 (1417kgs)	19	988		